

Sommaire

Page

-Indicateurs de la séance & Activité des marchés

2

-Palmarès de la Séance

3

-Activité des marchés sur l'année

4

-Le Marché Principal

5

· Activité sur l'année par compartiment et par groupe de cotation

5

· Activité détaillée par valeur

6

· Répartition du volume des transactions sur l'année par catégorie de donneurs d'ordres

8

-Le Marché Obligataire

10

-Le Marché Hors-cote

13

Capitaux traités en TND

| Séance du jour | Cumul annuel 2026 | |
|---------------------------------------|---|----------|
| 4 707 830 Total | 779 592 755 Total | 90,87 % |
| 4 165 980 Cote : Titres de Capital | 499 935 020 Cote : Titres de Capital | 99,19 % |
| 0 Cote : Titres de créance | 116 737 348 Cote : Titres de créance | 205,40 % |
| 0 Hors Cote | 497 790 Hors Cote | -82,58 % |
| 541 850 Enregistrements | 162 416 561 Enregistrements | 39,96 % |
| 0 Déclarations | 6 036 Déclarations | -98,22 % |

Quantités traitées

| Séance du jour | Cumul annuel 2026 | |
|------------------------------------|---------------------------------------|----------|
| 426 586 Total | 49 407 443 Total | 11,27 % |
| 420 701 Cote: Titres de capital | 43 411 919 Cote: Titres de capital | 35,40 % |
| 0 Cote: Titres de Créance | 297 279 Cote: Titres de créance | -73,18 % |
| 0 Hors Cote | 14 794 Hors cote | -97,83 % |
| 5 885 Enregistrements | 5 683 449 Enregistrements | -46,14 % |
| 0 Déclarations | 2 Déclarations | -99,74 % |

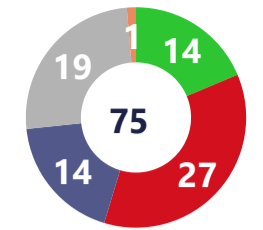
Nombre de Transactions

| Séance du jour | Cumul annuel 2026 | |
|----------------------------------|------------------------------------|----------|
| 1 684 Total | 122 416 Total | 48,39 % |
| 1 681 Cote: Titres de capital | 122 007 Cote: Titres de capital | 50,25 % |
| 0 Cote : Titres de créance | 104 Cote : Titres de créance | -41,24 % |
| 0 Hors cote | 41 Hors cote | -95,47 % |
| 3 Enregistrements | 262 Enregistrements | 24,17 % |
| 0 Déclarations | 2 Déclarations | 0,00 % |

Cap. Boursière en MD

| |
|--------------------------|
| 39 027 |
| -0,40 % Var. Jour |
| 12,58 % Var. annuelle |

| Marchés | Echanges Bloc | Quantité Bloc | Capitaux Bloc | Echanges | Quantité | Capitaux en TND |
|------------------|---------------|---------------|---------------|----------|----------|-----------------|
| Marché Principal | 0 | 0 | 0 | 1 681 | 420 701 | 4 165 980 |



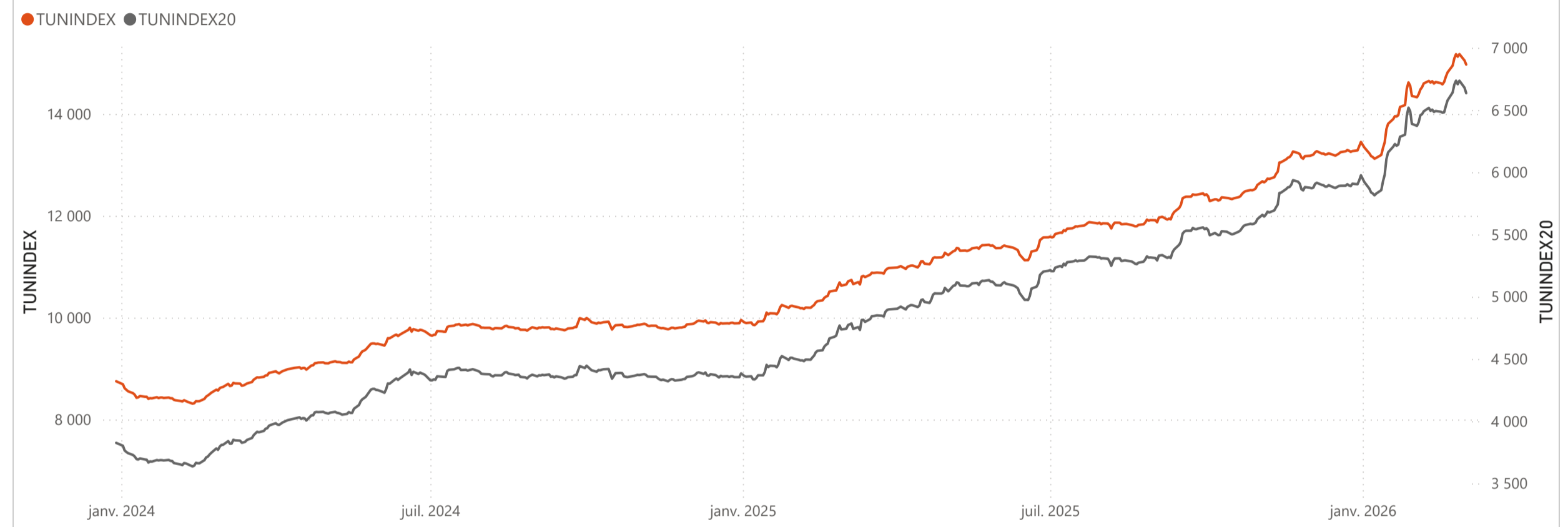
● Hausse ● Baisse ● Inchangé ● NC ● Suspendu

TUNINDEX

| | | | | |
|-----------|-------------------------|-----------------------|---|--|
| 14 968,91 | -0,53 % Var. du Jour | 11,29 % Var. année | 15 174,64 Plus haut de l'année 27/02/2026 | 13 119,98 Plus bas de l'année 08/01/2026 |
|-----------|-------------------------|-----------------------|---|--|

TUNINDEX20

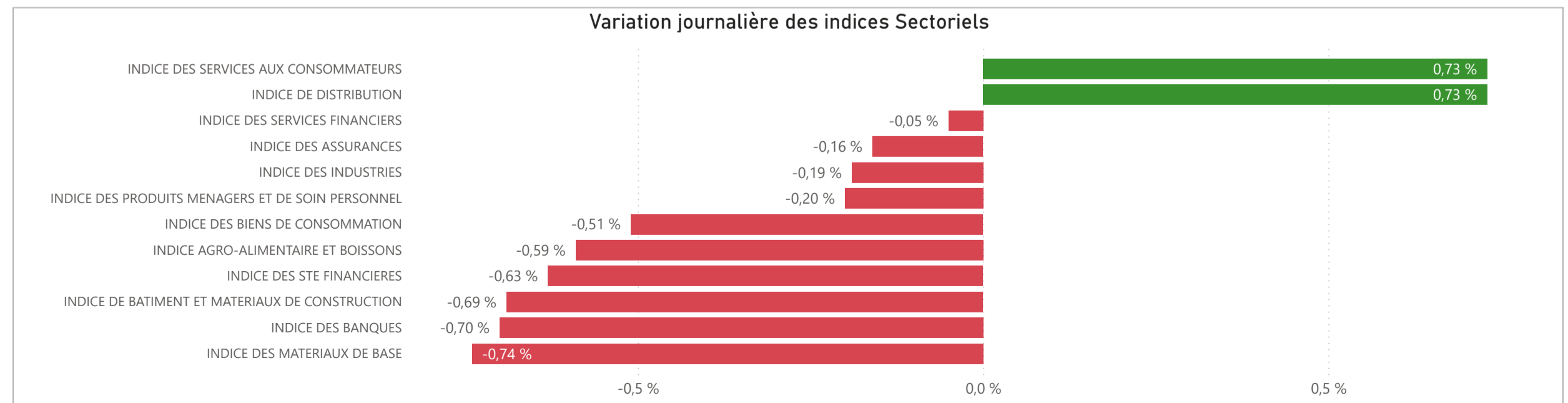
| | | | | |
|----------|-------------------------|-----------------------|--|---|
| 6 634,82 | -0,66 % Var. du Jour | 11,04 % Var. année | 6 735,08 Plus haut de l'année 25/02/2026 | 5 814,06 Plus bas de l'année 08/01/2026 |
|----------|-------------------------|-----------------------|--|---|



INDICES SECTORIELS

| | Indice du Jour | Indice Veille | Var. du Jour | Var. sur l'année | Poids dans TUNINDEX | Plus haut de l'année | Plus bas de l'année |
|---|----------------|---------------|--------------|------------------|---------------------|----------------------|----------------------|
| INDICE DES STE FINANCIERES | 11 714,52 | 11 789,13 | -0,63 % | 12,37 % | 64,34 % | 25/02/2026 11 863,95 | 08/01/2026 10 105,95 |
| INDICE DES BANQUES | 10 873,25 | 10 950,41 | -0,70 % | 12,45 % | 56,50 % | 25/02/2026 11 043,21 | 08/01/2026 9 352,37 |
| INDICE DES ASSURANCES | 21 232,86 | 21 267,50 | -0,16 % | 7,20 % | 4,18 % | 02/03/2026 21 267,50 | 13/01/2026 18 967,75 |
| INDICE DES SERVICES FINANCIERS | 22 037,09 | 22 049,06 | -0,05 % | 17,65 % | 3,66 % | 27/02/2026 22 378,43 | 05/01/2026 18 552,98 |
| INDICE DES SERVICES AUX CONSOMMATEURS | 5 974,86 | 5 931,85 | 0,73 % | 19,88 % | 3,65 % | 19/02/2026 6 250,75 | 09/01/2026 4 851,51 |
| INDICE DE DISTRIBUTION | 9 413,37 | 9 345,60 | 0,73 % | 19,88 % | 3,65 % | 19/02/2026 9 848,03 | 09/01/2026 7 643,54 |
| INDICE DES BIENS DE CONSOMMATION | 12 540,06 | 12 603,72 | -0,51 % | 10,45 % | 21,17 % | 24/02/2026 12 811,20 | 09/01/2026 11 231,70 |
| INDICE AGRO-ALIMENTAIRE ET BOISSONS | 16 000,49 | 16 095,08 | -0,59 % | 13,77 % | 16,66 % | 24/02/2026 16 321,40 | 09/01/2026 13 932,63 |
| INDICE DES PRODUITS MENAGERS ET DE SOIN PERSONNEL | 3 534,50 | 3 541,52 | -0,20 % | -0,32 % | 4,50 % | 15/01/2026 3 719,77 | 05/01/2026 3 462,08 |
| INDICE DES INDUSTRIES | 1 855,73 | 1 859,22 | -0,19 % | 3,06 % | 6,81 % | 27/02/2026 1 874,36 | 21/01/2026 1 741,88 |
| INDICE DE BATIMENT ET MATERIAUX DE CONSTRUCTION | 774,14 | 779,49 | -0,69 % | -0,56 % | 2,96 % | 12/02/2026 802,86 | 20/01/2026 739,65 |
| INDICE DES MATERIAUX DE BASE | 7 672,44 | 7 730,02 | -0,74 % | 12,92 % | 2,06 % | 27/02/2026 7 911,61 | 07/01/2026 6 561,86 |

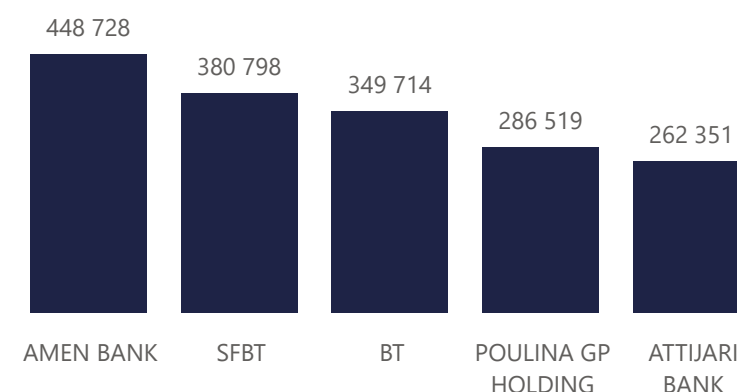
Variation journalière des indices Sectoriels



Valeurs les plus actives

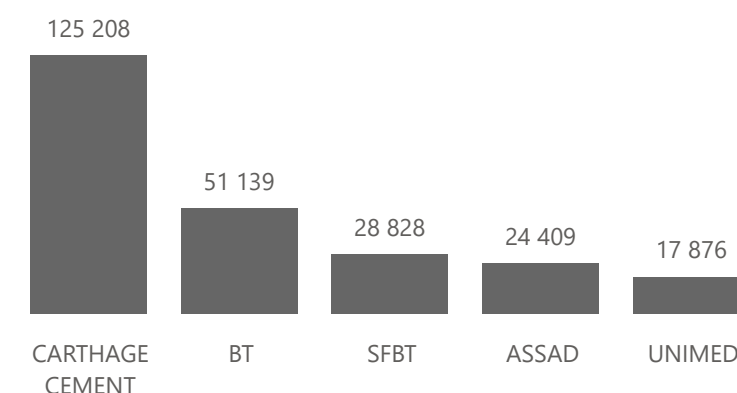
| Valeur | Compartiment | Groupe | Capitaux en TND |
|--------------------|--------------|--------|-----------------|
| AMEN BANK | A | 11 | 448 728 |
| SFBT | A | 11 | 380 798 |
| BT | A | 11 | 349 714 |
| POULINA GP HOLDING | A | 11 | 286 519 |
| ATTIJARI BANK | A | 11 | 262 351 |

Capitaux en TND



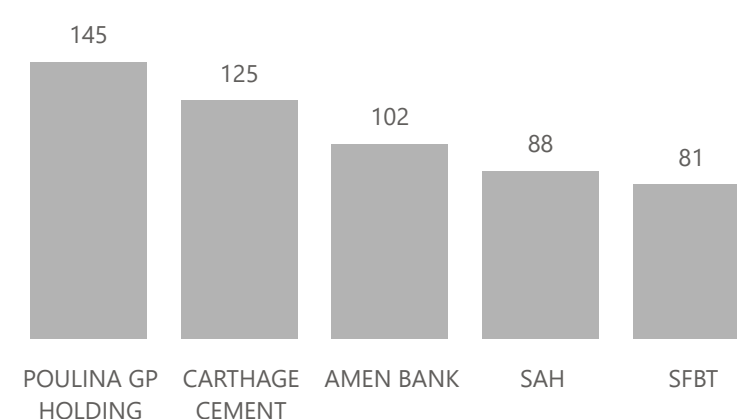
| Valeur | Compartiment | Groupe | Quantité |
|-----------------|--------------|--------|----------|
| CARTHAGE CEMENT | A | 11 | 125 208 |
| BT | A | 11 | 51 139 |
| SFBT | A | 11 | 28 828 |
| ASSAD | S | 99 | 24 409 |
| UNIMED | A | 11 | 17 876 |

Quantité



| Valeur | Compartiment | Groupe | Echanges |
|--------------------|--------------|--------|----------|
| POULINA GP HOLDING | A | 11 | 145 |
| CARTHAGE CEMENT | A | 11 | 125 |
| AMEN BANK | A | 11 | 102 |
| SAH | A | 11 | 88 |
| SFBT | A | 11 | 81 |

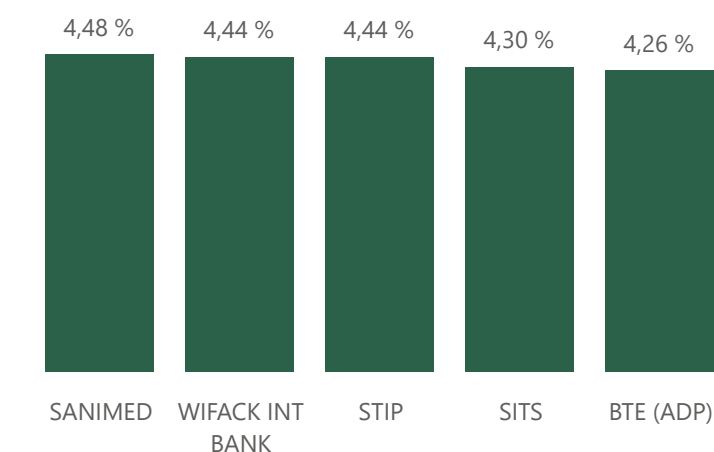
Echanges



Principaux écarts

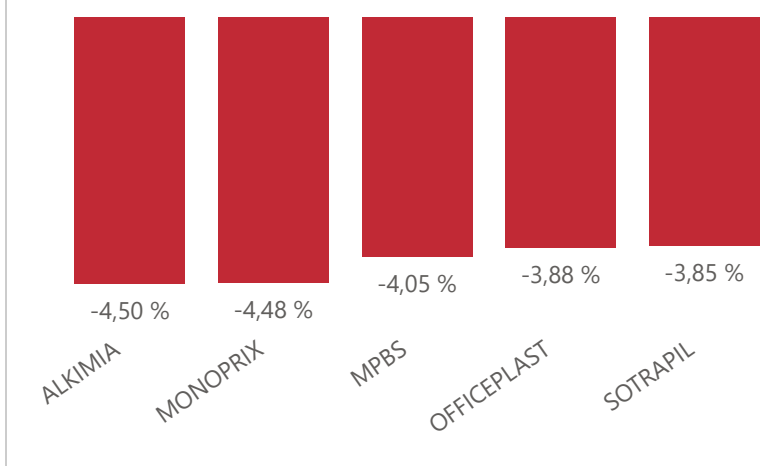
| Valeur | Groupe | Cours de Clôture | Var. du Jour |
|-----------------|--------|------------------|--------------|
| SANIMED | 99 | 0,700 | 4,48 % |
| WIFACK INT BANK | 12 | 7,990 | 4,44 % |
| STIP | 99 | 5,170 | 4,44 % |
| SITS | 12 | 3,880 | 4,30 % |
| BTE (ADP) | 12 | 5,880 | 4,26 % |

Top 5 hausses



| Valeur | Groupe | Cours de Clôture | Var. du Jour |
|-------------|--------|------------------|--------------|
| ALKIMIA | 99 | 12,320 | -4,50 % |
| MONOPRIX | 12 | 6,180 | -4,48 % |
| MPBS | 11 | 8,060 | -4,05 % |
| OFFICEPLAST | 11 | 1,980 | -3,88 % |
| SOTRAPIL | 11 | 25,480 | -3,85 % |

Top 5 baisses



| Marchés | Echanges cumulés 2026 | Echanges cumulés 2025 | Variation | Quantité cumulée 2026 | Quantité cumulée 2025 | Variation | Capitaux cumulés 2026 en TND | Capitaux cumulés 2025 en TND | Variation |
|---------------------------|-----------------------|-----------------------|-----------|-----------------------|-----------------------|-----------|------------------------------|------------------------------|-----------|
| Cote : Titres de Capital | 122 007 | 81 200 | 50,25 % | 43 411 919 | 32 061 654 | 35,40 % | 499 935 020 | 250 984 250 | 99,19 % |
| Cote : Titres de Créances | 104 | 177 | -41,24 % | 297 279 | 1 108 304 | -73,18 % | 116 737 348 | 38 224 979 | 205,40 % |
| Hors Cote | 41 | 905 | -95,47 % | 14 794 | 681 229 | -97,83 % | 497 790 | 2 858 377 | -82,58 % |
| Enregistrements | 262 | 211 | 24,17 % | 5 683 449 | 10 553 126 | -46,14 % | 162 416 561 | 116 044 335 | 39,96 % |
| Déclarations | 2 | 2 | 0,00 % | 2 | 769 | -99,74 % | 6 036 | 339 010 | -98,22 % |
| Total | 122 416 | 82 495 | 48,39 % | 49 407 443 | 44 405 082 | 11,27 % | 779 592 755 | 408 450 951 | 90,87 % |

Evolution des capitaux traités en TND 2026/2025

● Capitaux 2026 ● Capitaux 2025



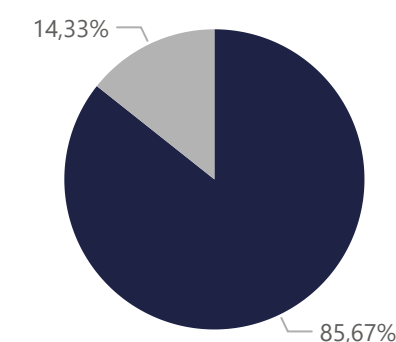
499 935 020

Capitaux traités en TND

| Marché | Echanges | Quantité | Capitaux en TND |
|--------------------------|----------|------------|-----------------|
| Cote : Titres de Capital | 122 007 | 43 411 919 | 499 935 020 |

Répartition du volume entre Carnet d'ordres central et Marché de blocs

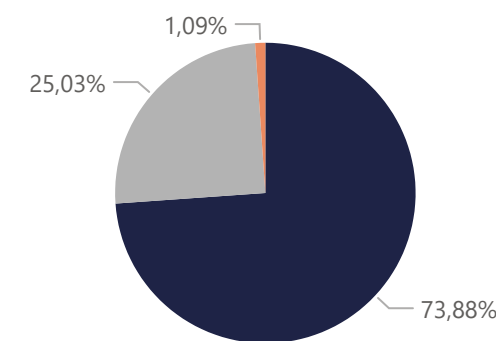
| Marché | Echanges | Quantité | Capitaux en TND | Capitaux en % |
|-------------------------|----------------|-------------------|--------------------|----------------|
| Carnet d'ordres Central | 122 000 | 39 944 525 | 428 318 719 | 85,67% |
| Marché de Blocs | 7 | 3 467 394 | 71 616 300 | 14,33% |
| Total | 122 007 | 43 411 919 | 499 935 020 | 100,00% |



Marché
 ● Carnet d'ordres Central
 ● Marché de Blocs

Répartition du volume par Compartiment

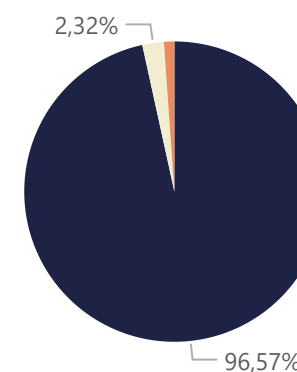
| Compartiment | Echanges | Quantité | Capitaux en TND | Capitaux en % |
|--------------|----------------|-------------------|--------------------|----------------|
| A | 84 234 | 28 171 342 | 369 345 256 | 73,88% |
| B | 33 198 | 9 925 491 | 125 138 890 | 25,03% |
| S | 4 575 | 5 315 086 | 5 450 873 | 1,09% |
| Total | 122 007 | 43 411 919 | 499 935 020 | 100,00% |



Compartiment
 ● A
 ● B
 ● S

Répartition du volume par Groupe de cotation

| Groupe de cotation | Echanges | Quantité | Capitaux en TND | Capitaux en % |
|--------------------|----------------|-------------------|--------------------|----------------|
| 11 | 112 341 | 37 134 426 | 482 779 378 | 96,57% |
| 12 | 2 877 | 938 553 | 11 595 487 | 2,32% |
| 99 | 4 501 | 5 314 748 | 5 448 157 | 1,09% |
| 32 | 2 288 | 24 192 | 111 998 | 0,02% |
| Total | 122 007 | 43 411 919 | 499 935 020 | 100,00% |



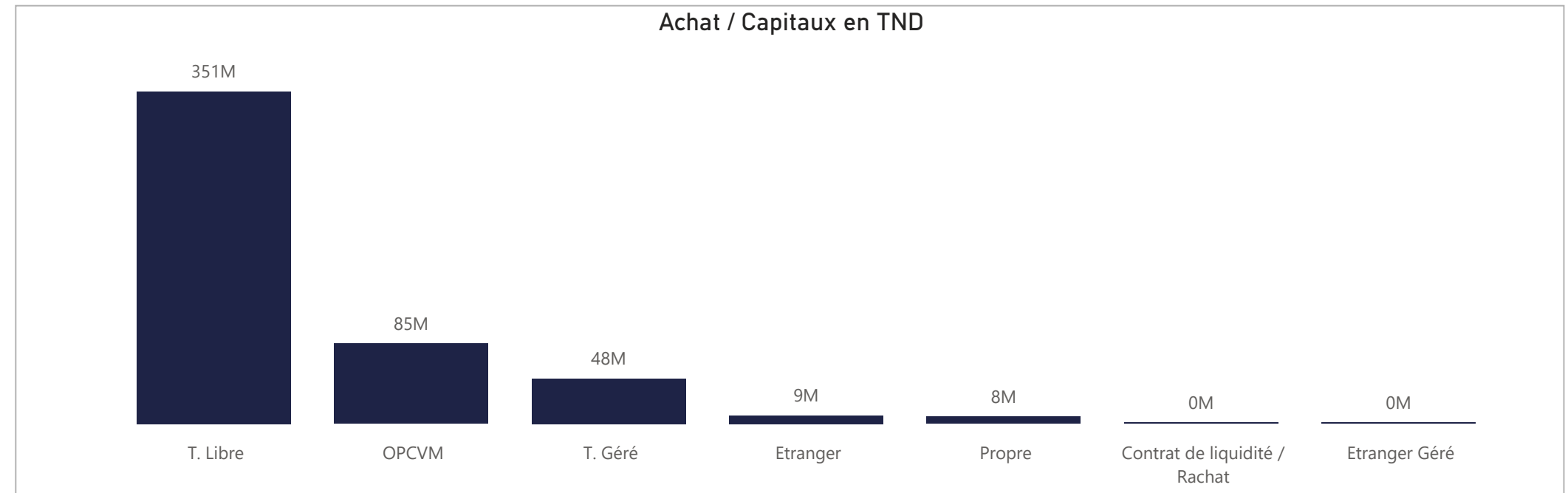
Groupe de cotation
 ● 11
 ● 12
 ● 99
 ● 32

| Séance du jour | | | | | | | | | | | | | | | | | | | Année 2026 | | | | | | | | | | | | |
|-------------------------------------|--------------|-------|--------------|--------|------------------|--------------------|----------------------|----------------|---------------|---------------|----------------------|------------|---------------|------------------|---------|--------------|------------|-------------|------------|-----------|-----------|------------------|------------------|-------------------|----------------------|------------------|--------------------|-----------------|-------|-----------|------------|
| SECTEUR/VALEUR | Code ISIN | MNEMO | Compartiment | Groupe | Mode de Cotation | Titres Admis | Cap. Boursière en MD | Cap. B En % | Echanges Bloc | Quantité Bloc | Capitaux Bloc en TND | Echanges | Quantité | Capitaux en TND | Clôture | Var. du Jour | Indicateur | VWAP Veille | VWAP | Var. VWAP | Ouverture | Rendement annuel | Echanges Bloc | Quantité Bloc | Capitaux Bloc en TND | Echanges | Quantité | Capitaux en TND | | | |
| BANQUES | | | | | | 846 256 529 | 17 307,16 | 44,35 % | 0 | 0 | 0 | 374 | 94 102 | 1 601 301 | | | | | | | | 0 | 0 | 0 | 28 847 | 8 241 224 | 160 704 740 | | | | |
| BIAT | TN0001800457 | BIAT | A | 11 | Continu | 40 800 000 | 5 663,04 | 14,51 % | | | | 32 | 1 622 | 225 176 | 138,800 | -0,14 % | | 137,132 | 138,826 | 1,24 % | 111,000 | 25,05 % | | | | 3 278 | 169 555 | 21 337 441 | | | |
| ATTIJARI BANK | TN0001600154 | TJARI | A | 11 | Continu | 50 000 000 | 3 506,00 | 8,98 % | | | | 49 | 3 745 | 262 351 | 70,120 | -1,24 % | | 69,354 | 70,054 | 1,01 % | 66,890 | 4,83 % | | | | 2 694 | 286 846 | 19 564 189 | | | |
| AMEN BANK | TN0003400058 | AB | A | 11 | Continu | 34 920 000 | 2 025,36 | 5,19 % | | | | 102 | 7 728 | 448 728 | 58,000 | -1,69 % | | 57,868 | 58,065 | 0,34 % | 50,000 | 16,00 % | | | | 7 134 | 861 911 | 47 016 959 | | | |
| BT | TN0002200053 | BT | A | 11 | Continu | 270 000 000 | 1 836,00 | 4,70 % | | | | 48 | 51 139 | 349 714 | 6,800 | -1,31 % | | 6,864 | 6,838 | -0,38 % | 6,400 | 6,25 % | | | | 4 865 | 2 278 137 | 14 864 649 | | | |
| UIB | TN0003900107 | UIB | A | 11 | Continu | 32 560 000 | 921,45 | 2,36 % | | | | 32 | 2 018 | 56 934 | 28,300 | 1,07 % | | 27,795 | 28,213 | 1,50 % | 24,850 | 13,88 % | | | | 710 | 746 486 | 20 027 915 | | | |
| BNA | TN0003100609 | BNA | A | 11 | Continu | 64 000 000 | 903,68 | 2,32 % | | | | 58 | 14 636 | 205 182 | 14,120 | -0,49 % | | 14,000 | 14,019 | 0,14 % | 12,070 | 16,98 % | | | | 5 895 | 2 241 741 | 29 439 017 | | | |
| UBCI | TN0002400505 | UBCI | A | 12 | Fixing | 20 001 529 | 749,86 | 1,92 % | | | | 0 | 0 | | 37,490 | 0,00 % | NC | | | | 33,800 | 10,92 % | | | | 229 | 54 821 | 1 950 332 | | | |
| STB | TN0002600955 | STB | A | 11 | Continu | 155 375 000 | 618,39 | 1,58 % | | | | 28 | 5 396 | 21 485 | 3,980 | 0,00 % | | 3,926 | 3,982 | 1,43 % | 4,090 | -2,69 % | | | | 2 701 | 912 943 | 3 487 979 | | | |
| BH BANK | TN0001900604 | BH | A | 11 | Continu | 47 600 000 | 489,80 | 1,26 % | | | | 0 | 0 | | 10,290 | 0,00 % | NC | | | | 10,300 | -0,10 % | | | | 275 | 61 818 | 625 004 | | | |
| ATB | TN0003600350 | ATB | A | 11 | Continu | 100 000 000 | 348,00 | 0,89 % | | | | 7 | 6 054 | 21 068 | 3,480 | 0,00 % | | 3,480 | 3,480 | 0,00 % | 3,790 | -8,18 % | | | | 641 | 554 757 | 2 020 133 | | | |
| WIFACK INT BANK | TN0007200017 | WIFAK | A | 12 | Fixing | 30 000 000 | 239,70 | 0,61 % | | | | 2 | 165 | 1 262 | 7,990 | 4,44 % | H | | | | 7,700 | 3,77 % | | | | 151 | 19 951 | 144 042 | | | |
| BTE (ADP) | TN0001300557 | BTE | B | 12 | Fixing | 1 000 000 | 5,88 | 0,02 % | | | | 16 | 1 599 | 9 242 | 5,880 | 4,26 % | | 5,640 | 5,880 | 4,26 % | 3,500 | 68,00 % | | | | 274 | 52 258 | 227 080 | | | |
| AGRO ALIMENTAIRE ET BOISSONS | | | | | | 571 727 409 | 9 708,59 | 24,88 % | 0 | 0 | 0 | 296 | 49 730 | 803 242 | | | | | | | | 1 | 55 000 | 1 122 000 | 16 761 | 4 706 828 | 76 153 640 | | | | |
| POULINA GP HOLDING | TN0005700018 | PGH | A | 11 | Continu | 180 003 600 | 4 257,09 | 10,91 % | | | | 145 | 12 157 | 286 519 | 23,650 | -0,84 % | | 22,743 | 23,568 | 3,63 % | 18,500 | 27,84 % | | | | 1 | 55 000 | 1 122 000 | 6 594 | 1 605 987 | 33 687 833 |
| SFBT | TN0001100254 | SFBT | A | 11 | Continu | 268 125 000 | 3 525,84 | 9,03 % | | | | 81 | 28 828 | 380 798 | 13,150 | -0,75 % | | 13,076 | 13,209 | 1,02 % | 12,600 | 4,37 % | | | | 4 229 | 1 835 140 | 24 045 543 | | | |
| DELICE HOLDING | TN0007670011 | DH | A | 11 | Continu | 109 814 524 | 1 713,11 | 4,39 % | | | | 46 | 5 428 | 84 730 | 15,600 | 0,00 % | | 15,368 | 15,610 | 1,57 % | 12,900 | 20,93 % | | | | 4 293 | 888 965 | 12 601 424 | | | |
| LAND OR | TN0007510019 | LNDOR | B | 11 | Continu | 13 784 285 | 212,55 | 0,54 % | | | | 24 | 3 317 | 51 195 | 15,420 | 0,00 % | | 15,119 | 15,434 | 2,08 % | 14,700 | 4,90 % | | | | 1 645 | 376 736 | 5 818 840 | | | |
| DISTRIBUTION | | | | | | 194 111 628 | 2 363,96 | 6,06 % | 0 | 0 | 0 | 213 | 20 972 | 309 181 | | | | | | | | 1 | 2 975 000 | 63 665 000 | 9 159 | 5 047 011 | 81 394 062 | | | | |
| ARTES | TN0007300015 | ARTES | A | 11 | Continu | 38 250 000 | 573,75 | 1,47 % | | | | 55 | 5 061 | 74 308 | 15,000 | 4,17 % | | 14,665 | 14,682 | 0,12 % | 11,500 | 30,43 % | | | | 1 283 | 174 730 | 2 311 210 | | | |
| ENNAKL AUTOMOBILES | TN0007410012 | NAKL | A | 11 | Continu | 30 000 000 | 519,00 | 1,33 % | | | | 12 | 2 509 | 43 406 | 17,300 | -0,57 % | | 17,250 | 17,300 | 0,29 % | 15,080 | 14,72 % | | | | 753 | 105 681 | 1 650 109 | | | |
| CITY CARS | TN0007550015 | CITY | A | 11 | Continu | 18 000 000 | 460,80 | 1,18 % | | | | 56 | 3 711 | 93 896 | 25,600 | 2,40 % | | 25,077 | 25,302 | 0,90 % | 19,700 | 29,95 % | | | | 1 722 | 222 227 | 5 370 188 | | | |
| SMART TUNISIE | TNQPQXRODTH8 | SMART | B | 11 | Continu | 10 123 443 | 215,83 | 0,55 % | | | | 26 | 2 382 | 49 805 | 21,320 | -0,05 % | | 20,836 | 20,741 | -0,46 % | 19,500 | 9,33 % | | | | 1 | 2 975 000 | 63 665 000 | 815 | 3 088 937 | 65 872 324 |
| MAGASIN GENERAL | TN0006440010 | MAG | B | 12 | Fixing | 15 777 070 | 163,45 | 0,42 % | | | | 0 | 0 | | 10,360 | 0,00 % | NC | | | | 9,850 | 5,18 % | | | | 89 | 7 072 | 70 832 | | | |
| MONOPRIX | TN0001000108 | MNP | B | 12 | Fixing | 25 345 736 | 156,64 | 0,40 % | | | | 4 | 1 901 | 11 752 | 6,180 | -4,48 % | | 6,470 | 6,182 | -4,45 % | 6,090 | 1,48 % | | | | 214 | 74 562 | 467 642 | | | |
| SOTUMAG | TN0006580013 | MGR | B | 11 | Continu | 13 200 000 | 122,76 | 0,31 % | | | | 29 | 2 030 | 18 960 | 9,300 | -1,06 % | | 9,439 | 9,340 | -1,05 % | 8,900 | 4,49 % | | | | 471 | 890 520 | 833 542 | | | |
| STA | TNNGTFLC2986 | STA | B | 11 | Continu | 2 000 000 | 122,10 | 0,31 % | | | | 6 | 154 | 9 437 | 61,050 | -0,41 % | | 61,134 | 61,276 | 0,23 % | 37,440 | 63,06 % | | | | 1 655 | 63 239 | 3 439 443 | | | |
| UADH | TN0007690019 | UADH | S | 99 | Fixing | 36 953 847 | 18,48 | 0,05 % | | | | 0 | 0 | | 0,500 | 0,00 % | NC | | | | 0,600 | -16,67 % | | | | 225 | 893 248 | 485 928 | | | |
| CELLCOM | TN0007590011 | CELL | B | 11 | Continu | 4 461 532 | 11,15 | 0,03 % | | | | 25 | 3 224 | 8 019 | 2,500 | -1,19 % | | 2,488 | 2,487 | -0,04 % | 3,320 | -24,70 % | | | | 1 932 | 328 795 | 892 842 | | | |
| ASSURANCE | | | | | | 155 551 793 | 2 134,14 | 5,47 % | 0 | 0 | 0 | 89 | 9 685 | 176 214 | | | | | | | | 0 | 0 | 0 | 6 733 | 1 827 007 | 24 855 089 | | | | |
| STAR | TN0006060016 | STAR | A | 11 | Continu | 10 000 003 | 635,90 | 1,63 % | | | | 37 | 1 628 | 103 346 | 63,590 | -0,49 % | | 63,506 | 63,480 | -0,04 % | 63,780 | -0,30 % | | | | 1 979 | 157 671 | 9 401 895 | | | |
| TUNIS RE | TN0007380017 | TRE | B | 12 | Fixing | 20 000 000 | 300,00 | 0,77 % | | | | 20 | 3 264 | 48 960 | 15,000 | 0,00 % | | 14,829 | 15,000 | 1,15 % | 10,380 | 44,51 % | | | | 949 | 511 279 | 6 615 039 | | | |
| ASTREE | TN0003000452 | AST | A | 12 | Fixing | 6 000 000 | 285,24 | 0,73 % | | | | 0 | 0 | | 47,540 | 0,00 % | NC | | | | 45,990 | 3,37 % | | | | 49 | 1 484 | 68 392 | | | |
| ASSUR MAGHREBIA | TN0007830011 | ASSMA | A | 11 | Continu | 4 500 000 | 268,65 | 0,69 % | | | | 0 | 0 | | 59,700 | 0,00 % | NC | | | | 56,500 | 5,66 % | | | | 365 | 59 197 | 3 521 823 | | | |
| BNA ASSURANCES | TN0007680010 | BNASS | A | 11 | Continu | 87 391 790 | 264,80 | 0,68 % | | | | 23 | 2 888 | 8 689 | 3,030 | 0,00 % | | 2,989 | 3,009 | 0,67 % | 3,140 | -3,50 % | | | | 2 056 | 658 926 | 1 991 372 | | | |
| ASSU MAGHREBIA VIE | TNDKJ8O68X14 | AMV | B | 11 | Continu | 25 000 000 | 200,00 | 0,51 % | | | | 9 | 1 905 | 15 219 | 8,000 | 0,00 % | | 8,265 | 7,989 | -3,34 % | 6,650 | 20,30 % | | | | 1 329 | 438 350 | 3 249 916 | | | |
| BH ASSURANCE | TN0006550016 | BHASS | B | 12 | Fixing | 2 660 000 | 179,55 | 0,46 % | | | | 0 | 0 | | 67,500 | 0,00 % | NC | | | | 63,000 | 7,14 % | | | | 6 | 100 | 6 651 | | | |
| SERVICES FINANCIERS | | | | | | 131 016 000 | 1 691,98 | 4,34 % | 0 | 0 | 0 | 36 | 3 881 | 131 522 | | | | | | | | 1 | 60 000 | 2 484 000 | 6 393 | 1 524 341 | 28 243 063 | | | | |
| TUNISIE LEASING F | TN0002100907 | TLS | A | 11 | Continu | 10 800 000 | 453,60 | 1,16 % | | | | 13 | 654 | 27 345 | 42,000 | 0,48 % | | 41,579 | 41,811 | 0,56 % | 32,750 | 28,24 % | | | | 1 | 60 000 | 2 484 000 | 1 993 | 295 956 | 11 463 246 |
| SPDIT - SICAF | TN0001400704 | SPDIT | A | 11 | Continu | 28 000 000 | 393,40 | 1,01 % | | | | 4 | 171 | 2 403 | 14,050 | 0,00 % | | 14,312 | 14,050 | -1,83 % | 12,700 | 10,63 % | | | | 384 | 106 584 | 1 396 452 | | | |
| ATL | TN0004700100 | ATL | B | 11 | Continu | 32 500 000 | 260,00 | 0,67 % | | | | 2 | 9 | 72 | 8,000 | -0,74 % | | 8,044 | 7,944 | -1,24 % | 6,100 | 31,15 % | | | | 1 899 | 724 729 | 5 210 197 | | | |
| CIL | TN0004200853 | CIL | B | 11 | Continu | 7 000 000 | 233,10 | 0,60 % | | | | 14 | 3 021 | 100 599 | 33,300 | -0,06 % | | 33,588 | 33,300 | -0,86 % | | | | | | | | | | | |

| Séance du jour | | | | | | | | | | Année 2026 | | |
|-------------------------------------|---------------|-------|--------|----------|----------|-----------------|---------------|------------|----------|------------|-----------------|--|
| Secteur / Emetteur / Valeur | Code ISIN | MNEMO | Groupe | Echanges | Quantité | Capitaux en TND | Dernier cours | Indicateur | Echanges | Quantité | Capitaux en TND | |
| TECHNOLOGIE | | | | | | | | | | | | |
| TELNET HOLDING | | | | | | | | | | | | |
| TUN DA 1/10 010719 | TN0007440035 | TLN19 | 32 | | | | | NC | 2 | 5 | 4 | |
| BANQUES | | | | | | | | | | | | |
| ATTIJARI BANK | | | | | | | | | | | | |
| TJARI - (DA) | TN0001600162 | TJADA | 32 | | | | | NC | 0 | 0 | 0 | |
| TJARI - Da39 | TN0001600261 | TJA39 | 32 | | | | | NC | 0 | 0 | 0 | |
| TJARIDA1/40 250518 | TN0001600501 | TJA18 | 32 | | | | | NC | 18 | 60 | 113 | |
| TJARIDA4/21 300425 | TN823JXM7775 | TJA25 | 32 | 7 | 33 | 419 | 12,700 | | 265 | 1 454 | 18 261 | |
| BIAT | | | | | | | | | | | | |
| BIAT Da32 4/6 | TN0001800465 | BIA32 | 32 | | | | | NC | 0 | 0 | 0 | |
| BIAT Da36 1/20 | TN0001800507 | BIA36 | 32 | | | | | NC | 3 | 7 | 6 | |
| BIAT DA1/20 290620 | TN0001800622 | BIA20 | 32 | | | | | NC | 28 | 156 | 1 162 | |
| BIAT DA1/7 291124 | TN633R178770 | BIA24 | 32 | 4 | 37 | 666 | 18,000 | | 195 | 488 | 9 624 | |
| BH BANK | | | | | | | | | | | | |
| BQ HABITAT (Da) | TN0001900612 | BHDA | 32 | | | | | NC | 0 | 0 | 0 | |
| BH Da 1/20 150999 | TN0001900679 | BH12 | 32 | | | | | NC | 0 | 0 | 0 | |
| BH Da1/25 14022000 | TN0001900711 | BH14 | 32 | | | | | NC | 0 | 0 | 0 | |
| BHDA 1/15 28052007 | TN0001900778 | BHDA7 | 32 | | | | | NC | 1 | 2 | 3 | |
| BH DA 1/3 270715 | TN0001900901 | BH15 | 32 | | | | | NC | 3 | 6 | 31 | |
| BH DA 1/5 171117 | TN0001900992 | BH17 | 32 | | | | | NC | 2 | 6 | 12 | |
| BT | | | | | | | | | | | | |
| BQ DE TSIE - Da | TN0002200103 | BTDA | 32 | | | | | NC | 0 | 0 | 0 | |
| BT Da 3/10 170599 | TN0002200210 | BT149 | 32 | | | | | NC | 0 | 0 | 0 | |
| BT Da1/7(12/01) | TN0002200251 | BT154 | 32 | | | | | NC | 0 | 0 | 0 | |
| BT Da 1/2 23052005 | TN0002200319 | BTDA6 | 32 | | | | | NC | 0 | 0 | 0 | |
| BT Da 1/2 10/06/09 | TN0002200327 | BTDA9 | 32 | | | | | NC | 2 | 10 | 35 | |
| BT Da 1/3 280613 | TN0002200335 | BT13 | 32 | | | | | NC | 5 | 58 | 32 | |
| BT DA 1/4 03062016 | TN0002200343 | BT16 | 32 | | | | | NC | 2 | 3 | 5 | |
| BT DA 1/5 04052018 | TN0002200350 | BT18 | 32 | | | | | NC | 8 | 17 | 39 | |
| BT DA 1/5 10052022 | TNYHLWKE9D7 | BT22 | 32 | | | | | NC | 26 | 60 | 73 | |
| UBCI | | | | | | | | | | | | |
| UBCI Da 1/6 010900 | TN0002400570 | UBC00 | 32 | | | | | NC | 0 | 0 | 0 | |
| UBCI Da 3/7 010704 | TN0002400646 | UBC04 | 32 | | | | | NC | 0 | 0 | 0 | |
| UBCI Da 1/2 150710 | TN0002400653 | UBC10 | 32 | | | | | NC | 0 | 0 | 0 | |
| UBCI Da8/33 141013 | TN0002400695 | UBC13 | 32 | | | | | NC | 25 | 243 | 2 110 | |
| BNA | | | | | | | | | | | | |
| BNA Da 1/10 040509 | TN0003100633 | BNA09 | 32 | | | | | NC | 0 | 0 | 0 | |
| BNA DA 1/10 200618 | TN0003100740 | BNA18 | 32 | | | | | NC | 14 | 61 | 84 | |
| BNA DA 1/55 150419 | TN0003100815 | BNA19 | 32 | | | | | NC | 20 | 301 | 72 | |
| AB | | | | | | | | | | | | |
| AB Da 26 3/37 | TN0003400108 | AB26 | 32 | | | | | NC | 0 | 0 | 0 | |
| AB Da 29 3/40 | TN0003400116 | AB29 | 32 | | | | | NC | 0 | 0 | 0 | |
| AB Da 34 2/59 | TN0003400157 | AB34 | 32 | | | | | NC | 0 | 0 | 0 | |
| AB Da 1/27 | TN0003400207 | ABA38 | 32 | | | | | NC | 0 | 0 | 0 | |
| ABDA 1/14 11122007 | TN0003400272 | ABDA7 | 32 | | | | | NC | 0 | 0 | 0 | |
| AB Da 3/7 281209 | TN0003400371 | ABDA9 | 32 | | | | | NC | 0 | 0 | 0 | |
| AB Da 1/10 110613 | TN0003400454 | AB13 | 32 | | | | | NC | 0 | 0 | 0 | |
| AB DA1/24 0802016 | TN0003400512 | AB16 | 32 | | | | | NC | 3 | 14 | 46 | |
| AB DA1/25 300617 | TN0003400579 | AB17 | 32 | | | | | NC | 4 | 12 | 25 | |
| AB DA 1/7 12102023 | TNMY01P21QCP7 | AB23 | 32 | | | | | NC | 6 | 11 | 240 | |
| AB DA 2/13 281024 | TN66JFMSA518 | AB24 | 32 | 1 | 1 | 9 | 8,600 | | 80 | 343 | 2 735 | |
| ATB | | | | | | | | | | | | |
| ATBDA1/7 09/11/05 | TN0003600434 | ATBDA | 32 | | | | | NC | 0 | 0 | 0 | |
| ATB Da 1/10 151208 | TN0003600517 | ATB08 | 32 | | | | | NC | 0 | 0 | 0 | |
| ATB Da 1/16 161210 | TN0003600616 | ATB10 | 32 | | | | | NC | 2 | 13 | 3 | |
| WIFAK INTERNATIONAL BANK | | | | | | | | | | | | |
| WIFAK DA1/2 121015 | TN0007200132 | WIF15 | 32 | | | | | NC | 3 | 3 | 6 | |
| ASSURANCE | | | | | | | | | | | | |
| ASTREE | | | | | | | | | | | | |
| ACT DA 1/2 140817 | TN0003000528 | AST17 | 32 | | | | | NC | 0 | 0 | 0 | |
| STAR | | | | | | | | | | | | |
| STAR DA 7/6 221225 | TN17FVNGCJ77 | STAR5 | 32 | 1 | 1 | 235 | 235,000 | | 194 | 868 | 58 309 | |
| BNA ASSURANCES | | | | | | | | | | | | |
| AMI DA 1/4 110817 | TN0007680044 | AMI17 | 32 | | | | | NC | 2 | 2 | 2 | |
| AMI DA27/35 241120 | TN0007680051 | AMI20 | 32 | | | | | NC | 8 | 27 | 35 | |
| SERVICES FINANCIERS | | | | | | | | | | | | |
| SPDIT SICAF | | | | | | | | | | | | |
| SPDIT DA 1/24 3512 | TN0001400720 | SPD12 | 32 | | | | | NC | 3 | 16 | 9 | |
| TUNISIE LEASING ET FACTORING | | | | | | | | | | | | |
| TUN. LEAS. (Da 10) | TN0002100915 | TLSDA | 32 | | | | | NC | 0 | 0 | 0 | |
| TLS Da 1/4 | TN0002100956 | TL001 | 32 | | | | | NC | 0 | 0 | 0 | |
| TLS Da 1/5 02012090 | TN0002100980 | TL002 | 32 | | | | | NC | 0 | 0 | 0 | |
| TLS Da 1/6 18121203 | TN0002101012 | TL503 | 32 | | | | | NC | 0 | 0 | 0 | |
| TLS Da 1/7 061204 | TN0002101061 | TL504 | 32 | | | | | NC | 0 | 0 | 0 | |
| TLS Da1/55 010307 | TN0002101152 | TL507 | 32 | | | | | NC | 0 | 0 | 0 | |
| TLS Da 1/56 030308 | TN0002101210 | TL508 | 32 | | | | | NC | 3 | 81 | 77 | |
| TLS Da 1/57 020309 | TN0002101319 | TL509 | 32 | | | | | NC | 3 | 22 | 14 | |
| TLS Da 1/68 301209 | TN0002101392 | TL592 | 32 | | | | | NC | 8 | 64 | 34 | |
| TLS Da 1/69 010210 | TN0002101400 | TL510 | 32 | | | | | NC | 8 | 66 | 28 | |
| TLS Da 3/80 010213 | TN0002101590 | TL513 | 32 | | | | | NC | 15 | 179 | 243 | |
| TL DA3/83 10022014 | TN0002101749 | TL514 | 32 | | | | | NC | 22 | 374 | 476 | |
| TL DA2/43 02022015 | TN0002101814 | TL515 | 32 | | | | | NC | 15 | 128 | 214 | |
| TLS DA1/23 010719 | TN0002102044 | TL519 | 32 | | | | | NC | 23 | 158 | 259 | |
| CIL | | | | | | | | | | | | |
| CIL DA 2007 1/4 | TN0004201042 | CIL07 | 32 | | | | | NC | 0 | 0 | 0 | |
| CIL Da 1/5 301208 | TN0004201117 | CIL08 | 32 | | | | | NC | 0 | 0 | 0 | |
| CIL Da 1/3 110610 | TN0004201216 | CIL10 | 32 | | | | | NC | 1 | 1 | 6 | |
| CIL Da 1/4 030611 | TN0004201281 | CIL11 | 32 | | | | | NC | 1 | 1 | 6 | |
| CIL DA2/5 15052023 | TNEOEJKAP2R7 | CIL23 | 32 | | | | | NC | 1 | 1 | 5 | |
| ATL | | | | | | | | | | | | |
| ATL Da 1/5 290808 | TN0004700266 | ATL08 | 32 | | | | | NC | 0 | 0 | 0 | |
| ATL Da 2/17 211012 | TN0004700472 | ATL12 | 32 | | | | | NC | 4 | 17 | 15 | |
| ATTIJARI LEASING | | | | | | | | | | | | |
| ATTIJARI LS ROMPU | TN0006610141 | TJLR | 32 | | | | | NC | 0 | 0 | 0 | |
| TJL DA 3/1 210717 | TN0006610448 | TJL17 | 32 | | | | | NC | 17 | 428 | 2 410 | |
| BH LEASING | | | | | | | | | | | | |
| BL DA 1/4 250515 | TN0006720072 | ML15 | 32 | | | | | NC | 7 | 7 | 4 | |
| HANNIBAL LEASE | | | | | | | | | | | | |
| HL DA 1/10 180817 | TN0007310378 | HL17 | 32 | | | | | NC | 0 | 0 | 0 | |
| HL DA37/100 090720 | TN0007310519 | HL20 | 32 | | | | | NC | 12 | 221 | 481 | |
| TELECOMMUNICATIONS | | | | | | | | | | | | |
| SOTETEL | | | | | | | | | | | | |
| SOTETEL Da1/6 | TN0006530059 | SOT01 | 32 | | | | | NC | 1 | 2 | 4 | |
| SOT Da 1/5 010102 | TN0006530067 | SOT02 | 32 | | | | | NC | 0 | 0 | 0 | |
| SOT Da 1/5 010703 | TN0006530075 | SOT03 | 32 | | | | | NC | 0 | 0 | 0 | |
| SOT Da 1/10 150704 | TN0006530083 | SOT04 | 32 | | | | | NC | 0 | 0 | 0 | |
| SOT Da1/23 010906 | TN0006530091 | SOT06 | 32 | | | | | NC | 1 | 7 | 2 | |
| DISTRIBUTION | | | | | | | | | | | | |
| MONOPRIX | | | | | | | | | | | | |
| MONOPRIX Da | TN0001000116 | MNPDA | 32 | | | | | NC | 0 | 0 | 0 | |
| MNP Da 1/2 100611 | TN0001000124 | MNP11 | 32 | | | | | NC | 0 | 0 | 0 | |
| MNP Da 1/5 040612 | TN0001000132 | MNP12 | 32 | | | | | NC | 0 | 0 | 0 | |
| MNP Da 1/5 160615 | TN0001000140 | MNP15 | 32 | | | | | NC | 10 | 14 | 12 | |
| MAGASIN GENERAL | | | | | | | | | | | | |
| MAG GEN Da 1/2 | TN0006440028 | MGDA4 | 32 | | | | | NC | 0 | 0 | 0 | |
| SOTUMAG | | | | | | | | | | | | |
| MGR Da1/3 050710 | TN0006580021 | MGR10 | 32 | | | | | NC | 0 | 0 | 0 | |
| MGR DA 1/10 201217 | TN0006580039 | MGR17 | 32 | | | | | NC | 0 | 0 | 0 | |
| ARTES | | | | | | | | | | | | |
| ARTES Da1/4 230712 | TN0007300023 | ART12 | 32 | | | | | NC | 0 | 0 | 0 | |
| ARTES Da1/5 040313 | TN0007300031 | ART13 | 32 | | | | | NC | 0 | 0 | 0 | |
| CITY CARS | | | | | | | | | | | | |
| CITY DA1/3 230919 | TN0007550023 | CTV19 | 32 | | | | | NC | 5 | 8 | 59 | |
| SMART TUNISIE | | | | | | | | | | | | |
| SMART DA1/5 070623 | TN71DY8X6058 | SMT23 | 32 | | | | | NC | 21 | 49 | 172 | |
| SMART DA1/6 111124 | TN7PHUMS9GW2 | SMT24 | 32 | | | | | NC | 32 | 115 | 333 | |
| VOYAGE ET LOISIRS | | | | | | | | | | | | |
| TUNISAIR | | | | | | | | | | | | |
| TUNISAIR - Da 01 | TN0001200419 | TAIDA | 32 | | | | | NC | 0 | 0 | 0 | |
| TUNISAIR - Da 04 | TN0001200468 | TA04 | 32 | | | | | NC | 0 | 0 | 0 | |
| TAIR Da1/10 010799 | TN0001200476 | TA09 | 32 | | | | | NC | 0 | 0 | 0 | |
| TAIR Da1/10 030700 | TN0001200492 | TA00 | 32 | | | | | NC | 1 | 3 | 0 | |
| TUNISAIR Da 1/10 | TN0001200518 | TA01 | 32 | | | | | NC | 1 | 27 | 1 | |
| TAIR Da1/22 310806 | TN0001200534 | | | | | | | | | | | |

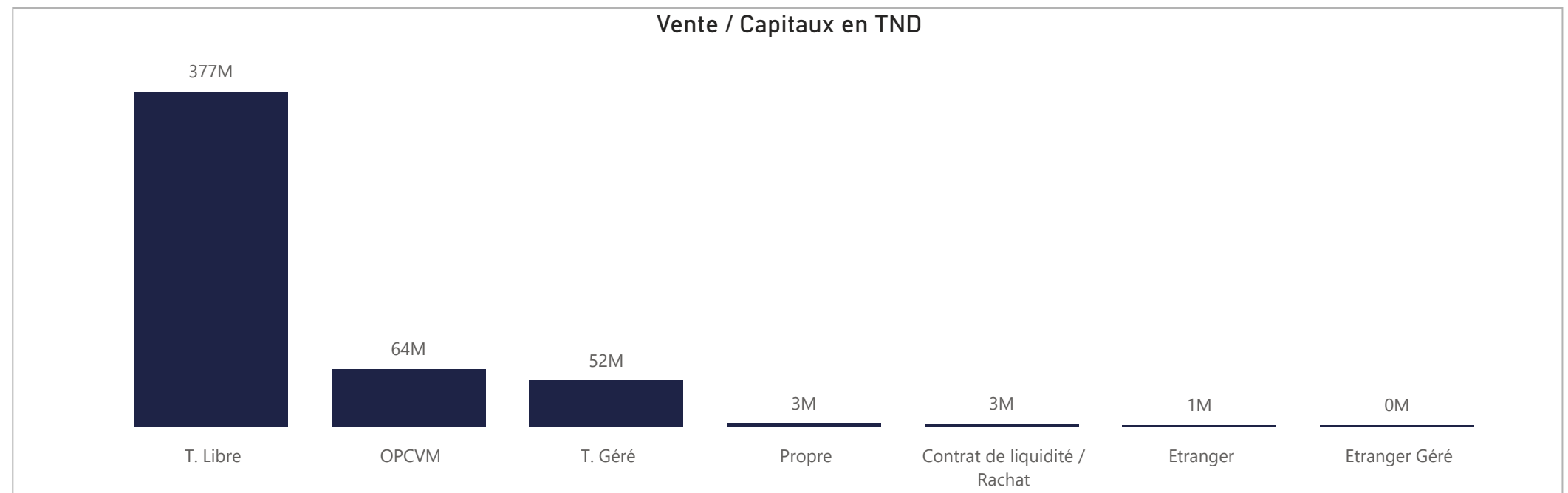
ACHAT

| Achat | Echanges | Quantité | Capitaux en TND | Capitaux en % |
|-------------------------------|----------------|-------------------|--------------------|----------------|
| T. Libre | 95 074 | 31 308 213 | 350 633 133 | 70,14% |
| OPCVM | 13 082 | 7 012 077 | 84 680 596 | 16,94% |
| T. Géré | 11 138 | 3 486 153 | 47 818 889 | 9,57% |
| Etranger | 1 293 | 711 213 | 8 706 908 | 1,74% |
| Propre | 1 147 | 759 061 | 7 515 299 | 1,50% |
| Contrat de liquidité / Rachat | 246 | 124 928 | 480 451 | 0,10% |
| Etranger Géré | 27 | 10 274 | 99 743 | 0,02% |
| Total | 122 007 | 43 411 919 | 499 935 020 | 100,00% |



VENTE

| Vente | Echanges | Quantité | Capitaux en TND | Capitaux en % |
|-------------------------------|----------------|-------------------|--------------------|----------------|
| T. Libre | 93 283 | 33 489 442 | 376 531 315 | 75,32% |
| OPCVM | 11 372 | 5 298 407 | 64 498 091 | 12,90% |
| T. Géré | 15 881 | 3 992 046 | 51 559 374 | 10,31% |
| Propre | 830 | 412 697 | 3 481 367 | 0,70% |
| Contrat de liquidité / Rachat | 367 | 138 938 | 2 781 083 | 0,56% |
| Etranger | 266 | 75 887 | 1 058 113 | 0,21% |
| Etranger Géré | 8 | 4 502 | 25 676 | 0,01% |
| Total | 122 007 | 43 411 919 | 499 935 020 | 100,00% |



ACHAT

Marché Principal

| Mois | Contrat de liquidité / Rachat | Etranger | Etranger Géré | OPCVM | Propre | T. Géré | T. Libre | Total |
|--------------|-------------------------------|------------------|---------------|-------------------|------------------|-------------------|--------------------|--------------------|
| janvier | 357 291 | 5 865 195 | 86 909 | 39 720 950 | 2 089 700 | 27 643 306 | 144 119 552 | 219 882 904 |
| février | 119 160 | 2 790 003 | 12 834 | 41 701 853 | 4 939 271 | 18 888 468 | 197 460 625 | 265 912 216 |
| mars | 4 000 | 51 710 | | 3 257 793 | 486 327 | 1 287 115 | 9 052 955 | 14 139 900 |
| 2 | 4 000 | 1 276 | | 2 186 224 | 484 587 | 1 013 338 | 6 284 494 | 9 973 920 |
| 3 | | 50 434 | | 1 071 569 | 1 740 | 273 776 | 2 768 461 | 4 165 980 |
| Total | 480 451 | 8 706 908 | 99 743 | 84 680 596 | 7 515 299 | 47 818 889 | 350 633 133 | 499 935 020 |

Marché de Bloc

| Mois | T. Libre | Total |
|--------------|-------------------|-------------------|
| janvier | 4 345 300 | 4 345 300 |
| février | 67 271 000 | 67 271 000 |
| Total | 71 616 300 | 71 616 300 |

VENTE

Marché Principal

| Mois | Contrat de liquidité / Rachat | Etranger | Etranger Géré | OPCVM | Propre | T. Géré | T. Libre | Total |
|--------------|-------------------------------|------------------|---------------|-------------------|------------------|-------------------|--------------------|--------------------|
| janvier | 437 318 | 641 174 | 22 682 | 35 671 117 | 532 921 | 26 363 928 | 156 213 763 | 219 882 904 |
| février | 2 253 002 | 319 932 | 2 994 | 28 168 288 | 2 921 846 | 24 090 553 | 208 155 601 | 265 912 216 |
| mars | 90 763 | 97 007 | | 658 686 | 26 600 | 1 104 893 | 12 161 952 | 14 139 900 |
| 2 | 47 473 | 96 866 | | 393 383 | 26 600 | 659 156 | 8 750 442 | 9 973 920 |
| 3 | 43 290 | 140 | | 265 303 | | 445 737 | 3 411 510 | 4 165 980 |
| Total | 2 781 083 | 1 058 113 | 25 676 | 64 498 091 | 3 481 367 | 51 559 374 | 376 531 315 | 499 935 020 |

Marché de Bloc

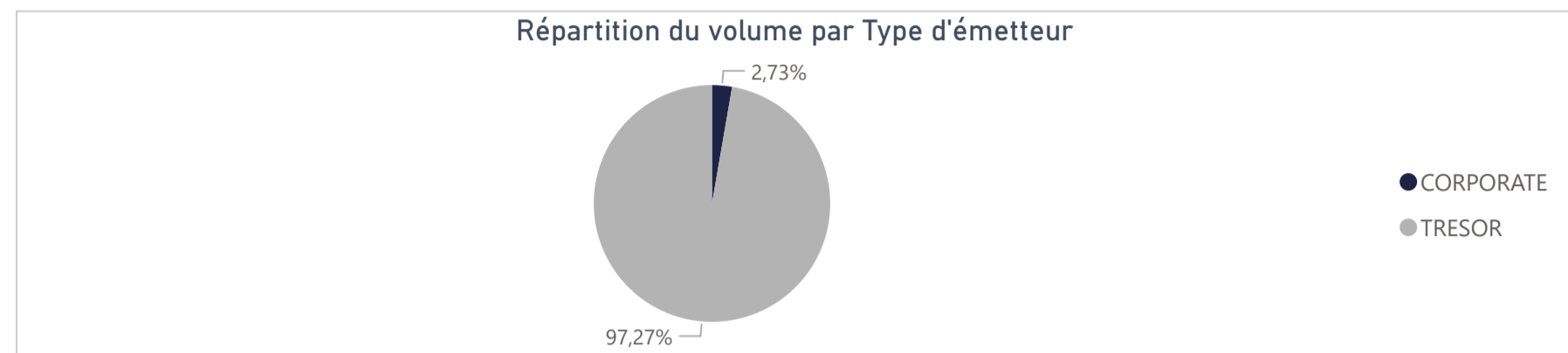
| Mois | T. Libre | Total |
|--------------|-------------------|-------------------|
| janvier | 4 345 300 | 4 345 300 |
| février | 67 271 000 | 67 271 000 |
| Total | 71 616 300 | 71 616 300 |

116 737 348

Capitaux traités sur l'année en TND

| Marché | Echanges | Quantité | Capitaux en TND |
|---------------------------|----------|----------|-----------------|
| Cote : Titres de Créances | 104 | 297 279 | 116 737 348 |

| Type d'émetteur | Echanges | Quantité | Capitaux en TND | Capitaux en % |
|-----------------|------------|----------------|--------------------|----------------|
| TRESOR | 102 | 266 179 | 113 548 687 | 97,27% |
| CORPORATE | 2 | 31 100 | 3 188 661 | 2,73% |
| Total | 104 | 297 279 | 116 737 348 | 100,00% |



| Achat | Echanges | Quantité | Capitaux en TND | Capitaux en % |
|--------------|------------|----------------|--------------------|----------------|
| Propre | 27 | 86 644 | 91 950 538 | 78,77% |
| OPCVM | 51 | 200 693 | 24 694 308 | 21,15% |
| T. Libre | 16 | 7 135 | 64 773 | 0,06% |
| T. Géré | 10 | 2 807 | 27 729 | 0,02% |
| Total | 104 | 297 279 | 116 737 348 | 100,00% |

| Vente | Echanges | Quantité | Capitaux en TND | Capitaux en % |
|--------------|------------|----------------|--------------------|----------------|
| OPCVM | 49 | 211 437 | 109 212 357 | 93,55% |
| Propre | 1 | 70 000 | 7 192 299 | 6,16% |
| T. Libre | 42 | 13 226 | 186 854 | 0,16% |
| T. Géré | 12 | 2 616 | 145 838 | 0,12% |
| Total | 104 | 297 279 | 116 737 348 | 100,00% |

Répartition des capitaux traités en TND par catégorie de donneurs d'ordres

| ACHAT | | | | | |
|--------------|-------------------|-------------------|---------------|---------------|--------------------|
| Mois | OPCVM | Propre | T. Géré | T. Libre | Total |
| janvier | 20 166 467 | | 24 748 | 40 978 | 20 232 194 |
| février | 4 527 841 | 91 950 538 | 2 981 | 23 795 | 96 505 155 |
| Total | 24 694 308 | 91 950 538 | 27 729 | 64 773 | 116 737 348 |

| VENTE | | | | | |
|--------------|--------------------|------------------|----------------|----------------|--------------------|
| Mois | OPCVM | Propre | T. Géré | T. Libre | Total |
| janvier | 12 951 630 | 7 192 299 | 8 142 | 80 123 | 20 232 194 |
| février | 96 260 728 | | 137 696 | 106 731 | 96 505 155 |
| Total | 109 212 357 | 7 192 299 | 145 838 | 186 854 | 116 737 348 |

| Séance du jour | | | | | | | | | | | | | Année 2026 | | | |
|--------------------|---------------|-------|--------|----------|----------|-----------------|--------------|--------------|------------|------------------|-----------|-----------|----------------|----------|----------|-----------------|
| Valeur | Code ISIN | MNEMO | Groupe | Echanges | Quantité | Capitaux en TND | Clôture en % | Var. du Jour | Indicateur | VWAP Veille en % | VWAP en % | Var. VWAP | Ouverture en % | Echanges | Quantité | Capitaux en TND |
| BTA 6.3% Oct 2026 | TN0008000580 | B1026 | 21 | | | | 98,000 | 0,00 % | NC | | | | 98,000 | 0 | 0 | 0 |
| BTA6.7% Avril 2028 | TN0008000606 | B0428 | 21 | | | | 93,100 | 0,00 % | NC | | | | 93,100 | 0 | 0 | 0 |
| BTA 6.3% Mars 2026 | TN0008000622 | B0326 | 21 | | | | 99,980 | 0,00 % | NC | | | | 99,660 | 29 | 87 662 | 93 020 242 |
| BTA 6,6% Mars 2027 | TN0008000655 | B0327 | 21 | | | | 98,000 | 0,00 % | NC | | | | 97,100 | 1 | 158 | 163 697 |
| BTA 7,5% Juil 2032 | TN0008000663 | B0732 | 21 | | | | 97,000 | 0,00 % | NC | | | | 97,000 | 0 | 0 | 0 |
| BTA 7% Juil 2028 | TN0008000697 | B0728 | 21 | | | | 90,500 | 0,00 % | NC | | | | 90,500 | 0 | 0 | 0 |
| BTA 7,2% Fev 2027 | TN0008000721 | B0227 | 21 | | | | 99,250 | 0,00 % | NC | | | | 97,590 | 5 | 8 820 | 9 281 282 |
| BTA 7,4% Fev 2030 | TN0008000739 | B0230 | 21 | | | | 94,970 | 0,00 % | NC | | | | 93,450 | 5 | 144 | 139 741 |
| BTA 7,2% Mai 2027 | TN0008000747 | B0527 | 21 | | | | 98,760 | 0,00 % | NC | | | | 96,510 | 2 | 75 | 78 142 |
| BTA 8% Nov 2030 | TN0008000762 | B1130 | 21 | | | | 97,000 | 0,00 % | NC | | | | 97,000 | 0 | 0 | 0 |
| BTA 7,3% Dec 2027 | TN0008000770 | B1227 | 21 | | | | 91,050 | 0,00 % | NC | | | | 91,050 | 0 | 0 | 0 |
| BTA 7,5% Janv 2028 | TN0008000796 | B0128 | 21 | | | | 100,000 | 0,00 % | NC | | | | 100,000 | 0 | 0 | 0 |
| BTA 8% Mars 2033 | TN0008000804 | B0333 | 21 | | | | 100,000 | 0,00 % | NC | | | | 100,000 | 0 | 0 | 0 |
| BTA 7,5% Dec 2028 | TN0008000812 | B1228 | 21 | | | | 94,720 | 0,00 % | NC | | | | 94,720 | 0 | 0 | 0 |
| BTA 8,8% Sept 2032 | TNJL4N1SD7B2 | B0932 | 21 | | | | 100,000 | 0,00 % | NC | | | | 100,000 | 0 | 0 | 0 |
| BTA 8% Janv 2029 | TNHUVZNLATV4 | B0129 | 21 | | | | 100,000 | 0,00 % | NC | | | | 100,000 | 0 | 0 | 0 |
| BTA 8,25% Juin2031 | TNNOS0ORH1F1 | B0631 | 21 | | | | 95,300 | 0,00 % | NC | | | | 95,300 | 0 | 0 | 0 |
| BTA 9% sept 2029 | TNLRQIP00JY4 | B0929 | 21 | | | | 99,100 | 0,00 % | NC | | | | 98,700 | 2 | 430 | 438 126 |
| BTA 9,4% aout 2033 | TNNUS2JABSF6 | B0833 | 21 | | | | 99,950 | 0,00 % | NC | | | | 100,010 | 1 | 800 | 831 328 |
| BTA 9,5% aout 2035 | TN19GXADLD0 | B0835 | 21 | | | | 100,000 | 0,00 % | NC | | | | 100,000 | 0 | 0 | 0 |
| BTA 9,70% Oct 2027 | TN9EGH9CQ82 | B1027 | 21 | | | | 101,270 | 0,00 % | NC | | | | 100,000 | 1 | 50 | 52 017 |
| BTA 9,87% Oct 2031 | TNOODT102PF5 | B1031 | 21 | | | | 100,000 | 0,00 % | NC | | | | 100,000 | 0 | 0 | 0 |
| BTA 9,80% Oct 2028 | TN875F5T9R03 | B1028 | 21 | | | | 100,000 | 0,00 % | NC | | | | 100,000 | 0 | 0 | 0 |
| BTA 9,89% Juin2033 | TNI5BPOGW9F1 | B0633 | 21 | | | | 100,000 | 0,00 % | NC | | | | 100,000 | 0 | 0 | 0 |
| BTA 9,90% Dec 2034 | TNXJGTXAROH4 | B1234 | 21 | | | | 100,000 | 0,00 % | NC | | | | 100,000 | 0 | 0 | 0 |
| BTA 9,87% Janv2032 | TNCYAUILJ413 | B0132 | 21 | | | | 102,110 | 0,00 % | NC | | | | 101,310 | 1 | 550 | 562 200 |
| BTA 9,83% mars2034 | TNV7HGGOLTYL8 | B0334 | 21 | | | | 100,000 | 0,00 % | NC | | | | 100,000 | 0 | 0 | 0 |
| BTA 9,28% juin2028 | TNL8K8A9Q440 | B0628 | 21 | | | | 100,000 | 0,00 % | NC | | | | 100,000 | 0 | 0 | 0 |
| BTA 9,49% juin2034 | TNBFF55WVBO32 | B0634 | 21 | | | | 100,000 | 0,00 % | NC | | | | 100,000 | 0 | 0 | 0 |
| BTA 9,37% juin2029 | TNNC6S21UJFM6 | B0629 | 21 | | | | 100,270 | 0,00 % | NC | | | | 100,000 | 1 | 100 | 105 687 |
| BTA 9,45% juil2035 | TNEHPA8HGPDP7 | B0735 | 21 | | | | 100,000 | 0,00 % | NC | | | | 100,000 | 0 | 0 | 0 |
| BTA 9,31% juin2030 | TNXS9NK4WGP1 | B0630 | 21 | | | | 99,930 | 0,00 % | NC | | | | 100,730 | 1 | 150 | 155 711 |
| BTA 9,28% mars2029 | TNSNNTY0MWW72 | B0329 | 21 | | | | 100,000 | 0,00 % | NC | | | | 100,000 | 0 | 0 | 0 |
| BTA 9,40% Dec 2035 | TNQEVDW1AZTU8 | B1235 | 21 | | | | 100,000 | 0,00 % | NC | | | | 100,000 | 0 | 0 | 0 |
| BTA 7,75% Mars2035 | TNRZET64V1L9 | B0335 | 21 | | | | 100,000 | 0,00 % | NC | | | | 100,000 | 0 | 0 | 0 |
| BTA 7,75% Mars2036 | TN673BVAIRO4 | B0336 | 21 | | | | 100,000 | 0,00 % | NC | | | | 100,000 | 0 | 0 | 0 |
| BTA 7,75% Mars2038 | TNEF0249ZM68 | B0338 | 21 | | | | 100,000 | 0,00 % | NC | | | | 100,000 | 0 | 0 | 0 |
| BTA 8,45% Sept2030 | TNGTJFRR1B4 | B0930 | 21 | | | | 100,000 | 0,00 % | NC | | | | 100,000 | 0 | 0 | 0 |
| BTA 7,50% Sept2034 | TN7AELB464P3 | B0934 | 21 | | | | 100,000 | 0,00 % | NC | | | | 100,000 | 0 | 0 | 0 |
| ENAT2021 8,70%A PP | TN0008000820 | NA26 | 21 | | | | 95,000 | 0,00 % | NC | | | | 97,500 | 1 | 100 | 499 |
| E NAT 2021 8,80% B | TN0008000838 | NB26 | 21 | | | | 100,000 | 0,00 % | NC | | | | 100,000 | 1 | 5 000 | 524 833 |
| E NAT 2021 8,90% C | TN0008000846 | NC28 | 21 | | | | 93,000 | 0,00 % | NC | | | | 93,000 | 0 | 0 | 0 |
| ENAT22021 8,70%APP | TN0008000887 | NA226 | 21 | | | | 97,000 | 0,00 % | NC | | | | 97,000 | 0 | 0 | 0 |
| ENAT2 2021 8,80% B | TN0008000895 | NB226 | 21 | | | | 100,000 | 0,00 % | NC | | | | 100,000 | 0 | 0 | 0 |
| ENAT2 2021 8,90% C | TN0008000903 | NC228 | 21 | | | | 95,000 | 0,00 % | NC | | | | 95,000 | 1 | 6 | 5 957 |
| ENAT2 HASSAN21 APP | TN0008000853 | NH226 | 21 | | | | 100,000 | 0,00 % | NC | | | | 100,000 | 0 | 0 | 0 |
| ENAT32021 8,70%APP | TNZBXQU5RZ91 | NA3F6 | 21 | | | | 95,000 | 0,00 % | NC | | | | 97,000 | 6 | 2 208 | 11 147 |
| ENT32021T+2,45%APP | TNSUXW7EBUQ0 | NA3V6 | 21 | | | | 95,000 | 0,00 % | NC | | | | 95,000 | 0 | 0 | 0 |
| ENAT3 2021 8,80% B | TNYZOGUGUZ33 | NB3F6 | 21 | | | | 94,500 | 0,00 % | NC | | | | 94,500 | 0 | 0 | 0 |
| ENAT32021 T+2,55%B | TN5QHYZ8T348 | NB3V6 | 21 | | | | 100,000 | 0,00 % | NC | | | | 100,000 | 0 | 0 | 0 |
| ENAT3 2021 8,90% C | TN3QL5M1QLW6 | NC3F8 | 21 | | | | 100,000 | 0,00 % | NC | | | | 100,000 | 0 | 0 | 0 |
| ENAT32021 T+2,65%C | TNJPL2LP1CVE1 | NC3V8 | 21 | | | | 100,000 | 0,00 % | NC | | | | 100,000 | 0 | 0 | 0 |
| ENAT3 HASSAN21 APP | TNESI87AYZT5 | NHA36 | 21 | | | | 100,000 | 0,00 % | NC | | | | 100,000 | 0 | 0 | 0 |
| ENAT3 HASSAN2021 B | TNVSDML2VJY5 | NHB36 | 21 | | | | 100,000 | 0,00 % | NC | | | | 100,000 | 0 | 0 | 0 |
| ENAT3 HASSAN2021 C | TNJQ3V1AM1R9 | NHC38 | 21 | | | | 100,000 | 0,00 % | NC | | | | 100,000 | 0 | 0 | 0 |
| ENAT1 2022 A 8,80% | TNPSLOPEJVO7 | NAF27 | 21 | | | | 98,500 | 0,00 % | NC | | | | 95,000 | 20 | 13 126 | 141 397 |
| ENAT1 2022A T+2,4% | TNLEGO8CKWX3 | NAV27 | 21 | | | | 100,000 | 0,00 % | NC | | | | 92,500 | 1 | 1 170 | 12 714 |
| ENAT1 2022 B 8,90% | TNHG2VXQ3BG0 | NBF29 | 21 | | | | 98,000 | 0,00 % | NC | | | | 100,000 | 1 | 20 | 1 688 |
| ENAT1 2022B T+2,5% | TN0OU20VQY55 | NBV29 | 21 | | | | 100,000 | 0,00 % | NC | | | | 100,000 | 0 | 0 | 0 |
| ENAT1 2022 C 9,10% | TN5XXZ2454U2 | NCF32 | 21 | | | | 100,000 | 0,00 % | NC | | | | 100,000 | 0 | 0 | 0 |
| ENAT1 2022CT+2,65% | TNQHM17RIBR5 | NCV32 | 21 | | | | 100,000 | 0,00 % | NC | | | | 100,000 | 0 | 0 | 0 |
| ENAT1 HASSAN2022 A | TNCDR74CL701 | NHA27 | 21 | | | | 100,000 | 0,00 % | NC | | | | 100,000 | 0 | 0 | 0 |
| ENAT1 HASSAN2022 B | TNBH89XIBP394 | NHB29 | 21 | | | | 100,000 | 0,00 % | NC | | | | 100,000 | 0 | 0 | 0 |
| ENAT1 HASSAN2022 C | TNW1CN5IM5T4 | NHC32 | 21 | | | | 100,000 | 0,00 % | NC | | | | 100,000 | 0 | 0 | 0 |
| ENAT22022 9,25%APP | TNJ1M1ZAWYG5 | NA2F7 | 21 | | | | 100,400 | 0,00 % | NC | | | | 99,000 | 3 | 23 000 | 245 209 |
| ENT2 22 T+2,15%APP | TNQCK0BPZ5A4 | NA2V7 | 21 | | | | 100,000 | 0,00 % | NC | | | | 100,000 | 1 | 1 500 | 15 830 |
| ENAT2 2022 9,35% B | TNQVH85WZ2K2 | NB2F9 | 21 | | | | 97,100 | 0,00 % | NC | | | | 101,750 | 1 | 100 | 8 250 |
| ENAT22022 T+2,2% B | TNFOOWIRG8H7 | NB2V9 | 21 | | | | 100,000 | 0,00 % | NC | | | | 100,000 | 0 | 0 | 0 |
| ENAT2 2022 9,60% C | TNI9EO2MTU05 | NC2F2 | 21 | | | | 100,700 | 0,00 % | NC | | | | 100,700 | 0 | 0 | 0 |
| ENAT2 2022T+2,40%C | TN11TIB0EPV4 | NC2V2 | 21 | | | | 100,000 | 0,00 % | NC | | | | 100,000 | 0 | 0 | 0 |
| ENAT2 HASSAN22 APP | TNM46QWVRP06 | NH2A7 | 21 | | | | 65,000 | 0,00 % | NC | | | | 65,000 | 0 | 0 | 0 |
| ENAT2 HASSAN2022 B | TNU9AUB15T16 | NH2B9 | 21 | | | | 100,000 | 0,00 % | NC | | | | 100,000 | 0 | 0 | 0 |
| ENAT2 HASSAN2022 C | TN714WHHNNWN4 | NH2C2 | 21 | | | | 100,000 | 0,00 % | NC | | | | 100,000 | 0 | 0 | 0 |
| ENAT32022 9,25%APP | TNXNSU5JLB12 | NA3F7 | 21 | | | | 93,000 | 0,00 % | NC | | | | 93,000 | 0 | 0 | 0 |
| ENT3 22 T+2,15%APP | TNWL1ODSWXK1 | NA3V7 | 21 | | | | 99,000 | 0,00 % | NC | | | | 99,000 | 0 | 0 | 0 |
| ENAT3 2022 9,35% B | TNRGVSC8DE36 | NB3F9 | 21 | | | | 100,170 | 0,00 % | NC | | | | 100,170 | 0 | 0 | 0 |
| ENAT32022 T+2,2% B | TN0JN6PVVH38 | NB3V9 | 21 | | | | 100,000 | 0,00 % | NC | | | | 100,000 | 0 | 0 | 0 |
| ENAT3 2022 9,60% C | TN4A4WPDZOC1 | NC3F2 | 21 | | | | 100,000 | 0,00 % | NC | | | | 100,000 | 0 | 0 | 0 |
| ENAT3 2022T+2,40%C | TNIZ090I5G66 | NC3V2 | 21 | | | | 100,000 | 0,00 % | NC | | | | 100,000 | 0 | 0 | 0 |
| ENAT42022 9,35%APP | TNOAYHSVTHY1 | NA4F7 | 21 | | | | 99,000 | 0,00 % | NC | | | | 99,000 | 0 | 0 | 0 |
| ENT4 2022 T+2% APP | TN2MVOGUKOAS | NA4V7 | 21 | | | | 100,750 | 0,00 % | NC | | | | 100,750 | 0 | 0 | 0 |
| ENAT4 2022 9,4% B | TNWRVCVSYL730 | NB4F9 | 21 | | | | 96,000 | 0,00 % | NC | | | | 96,000 | 0 | 0 | 0 |
| ENAT42022T+2,05% B | TN7PM93UZP50 | NB4V9 | 21 | | | | 100,000 | 0,00 % | NC | | | | 100,000 | 0 | 0 | 0 |
| ENAT4 2022 9,60% C | TNEFCT8MXYZ3 | NC4F2 | 21 | | | | 100,000 | 0,00 % | NC | | | | 100,000 | 0 | 0 | 0 |
| ENAT4 2022T+2,25%C | TNVFSLG1FH4 | NC4V2 | 21 | | | | 100,000 | 0,00 % | NC | | | | 100,000 | 0 | 0 | 0 |
| ENAT4HASSAN2022APP | TNA3G5IE2961 | NH4A7 | 21 | | | | 100,000 | 0,00 % | NC | | | | 100,000 | 0 | 0 | 0 |
| ENAT4 HASSAN2022 C | TNQR5G236GA1 | NH4C2 | 21 | | | | 100,000 | 0,00 % | NC | | | | 100,000 | 0 | 0 | 0 |
| ENAT12023 9,75%APP | TN6DQ00JBLT7 | NAF28 | 21 | | | | 101,400 | 0,00 % | NC | | | | 97,000 | 2 | 44 737 | 497 188 |
| ENT12023T+1,7% APP | TNBYZTD19Z0 | NAV28 | 21 | | | | 91,000 | | | | | | | | | |

| Séance du jour | | | | | | | | | | | | | | Année 2026 | | | |
|--------------------|------------------------------|---------------|-------|--------|----------|----------|-----------------|--------------|--------------|------------|-------------------|-----------|-----------|----------------|----------|----------|-----------------|
| Valeur | Emetteur | Code ISIN | MNEMO | Groupe | Echanges | Quantité | Capitaux en TND | Clôture en % | Var. du Jour | Indicateur | VWAP Vieille en % | VWAP en % | Var. VWAP | Ouverture en % | Echanges | Quantité | Capitaux en TND |
| ▲ | | | | | | | | | | | | | | | | | |
| BTE0930 5.85%AP20 | BTE | TN0001300607 | BE10B | 21 | | | | 100,000 | 0,00 % | NC | | | | 100,000 | 0 | 0 | 0 |
| BTE0232 6.25%P20 | BTE | TN0001300623 | BE11F | 21 | | | | 100,000 | 0,00 % | NC | | | | 100,000 | 0 | 0 | 0 |
| BTEB0127 11,5%P7-2 | BTE | TN0001300680 | BE9BF | 21 | | | | 100,000 | 0,00 % | NC | | | | 100,000 | 0 | 0 | 0 |
| BTEB0127T+3,25P7-2 | BTE | TN0001300698 | BE9BV | 21 | | | | 100,000 | 0,00 % | NC | | | | 100,000 | 0 | 0 | 0 |
| BSA0627 8.75% P5PP | BIAT | TN059Z1I0G78 | B22AF | 21 | | | | 100,000 | 0,00 % | NC | | | | 100,000 | 0 | 0 | 0 |
| BSA0627T+2,55%P5PP | BIAT | TN2XZZTDCR70 | B22AV | 21 | | | | 100,000 | 0,00 % | NC | | | | 100,000 | 0 | 0 | 0 |
| BSB0627 8.75% P5 | BIAT | TNBLRFH96SL4 | B22BF | 21 | | | | 100,130 | 0,00 % | NC | | | | 100,130 | 0 | 0 | 0 |
| BSB0627T+2,55% P5 | BIAT | TNUALDKV3B53 | B22BV | 21 | | | | 100,000 | 0,00 % | NC | | | | 100,000 | 0 | 0 | 0 |
| BSC0627 9.15% IF5 | BIAT | TNODT4SXV9P9 | B22CF | 21 | | | | 98,440 | 0,00 % | NC | | | | 98,440 | 0 | 0 | 0 |
| BSC0627T+2,95% IF5 | BIAT | TN9MG9S138K0 | B22CV | 21 | | | | 91,720 | 0,00 % | NC | | | | 91,720 | 0 | 0 | 0 |
| BSD0629 9.20% P7-2 | BIAT | TN8J8QFA4123 | B22DF | 21 | | | | 100,000 | 0,00 % | NC | | | | 100,000 | 0 | 0 | 0 |
| BSD0629 T+3% P7-2 | BIAT | TNG0JL1IIN67 | B22DV | 21 | | | | 100,000 | 0,00 % | NC | | | | 100,000 | 0 | 0 | 0 |
| BSE0629 9.45% IF7 | BIAT | TNPZ2BZUFO23 | B22EF | 21 | | | | 100,000 | 0,00 % | NC | | | | 100,000 | 0 | 0 | 0 |
| BSE0629T+3,25% IF7 | BIAT | TN4IAOG1Z7S3 | B22EV | 21 | | | | 100,000 | 0,00 % | NC | | | | 100,000 | 0 | 0 | 0 |
| BSF0632 9.60%P10-5 | BIAT | TNGQ611JKPR4 | B22FF | 21 | | | | 100,000 | 0,00 % | NC | | | | 100,000 | 0 | 0 | 0 |
| BSF0632T+3,35P10-5 | BIAT | TNDJUT047V9 | B22FV | 21 | | | | 100,180 | 0,00 % | NC | | | | 100,180 | 0 | 0 | 0 |
| BSG0632 9.70% IF10 | BIAT | TNFSFT39R800 | B22GF | 21 | | | | 100,760 | 0,00 % | NC | | | | 100,760 | 0 | 0 | 0 |
| BSG0632T+3,45%IF10 | BIAT | TNHD4NKEWF69 | B22GV | 21 | | | | 100,000 | 0,00 % | NC | | | | 100,000 | 0 | 0 | 0 |
| BH SC0326 10.3P7-2 | BH BANK | TN0001901115 | BS9CF | 21 | | | | 100,000 | 0,00 % | NC | | | | 100,000 | 0 | 0 | 0 |
| BH SC0326T+2,6P7-2 | BH BANK | TN0001901123 | BS9CV | 21 | | | | 100,000 | 0,00 % | NC | | | | 100,000 | 0 | 0 | 0 |
| BHSA1026T+2,55P5-1 | BH BANK | TNSHBNXC1WC4 | BS21A | 21 | | | | 100,860 | 0,00 % | NC | | | | 100,860 | 0 | 0 | 0 |
| BHSB1026T+2,7%INF5 | BH BANK | TNIHW049ARG5 | BS21B | 21 | | | | 100,000 | 0,00 % | NC | | | | 100,000 | 0 | 0 | 0 |
| BH SC1028 9.1%P7-2 | BH BANK | TN0PIDORGAE6 | BS21C | 21 | | | | 99,970 | 0,00 % | NC | | | | 99,970 | 0 | 0 | 0 |
| BHSD1028T+2,9%P7-2 | BH BANK | TNA4HARL4UU5 | BS21D | 21 | | | | 100,000 | 0,00 % | NC | | | | 100,000 | 0 | 0 | 0 |
| STB0528T+1,75%AP20 | STB | TN0002601003 | STB8C | 21 | | | | 100,000 | 0,00 % | NC | | | | 100,000 | 0 | 0 | 0 |
| STB0533 T+2,0%AP25 | STB | TN0002601011 | STB8D | 21 | | | | 100,000 | 0,00 % | NC | | | | 100,000 | 0 | 0 | 0 |
| STB SC1126 11%P7-2 | STB | TN0002601169 | S91CF | 21 | | | | 100,150 | 0,00 % | NC | | | | 100,150 | 0 | 0 | 0 |
| STBSC1126T+2,8P7-2 | STB | TN0002601177 | S91CV | 21 | | | | 100,000 | 0,00 % | NC | | | | 100,000 | 0 | 0 | 0 |
| STBSD1126 11,5%IF7 | STB | TN0002601185 | S91D | 21 | | | | 100,000 | 0,00 % | NC | | | | 100,000 | 0 | 0 | 0 |
| STB SC0427 11%P7-2 | STB | TN0002601219 | S20CF | 21 | | | | 100,150 | 0,00 % | NC | | | | 100,150 | 0 | 0 | 0 |
| STBSA0127 8.7% AP5 | STB | TNWQSQM265V8 | S21AF | 21 | | | | 99,520 | 0,00 % | NC | | | | 99,520 | 0 | 0 | 0 |
| STBSA0127T+2,3%AP5 | STB | TN8X3GZLYOR8 | S21AV | 21 | | | | 98,820 | 0,00 % | NC | | | | 98,820 | 0 | 0 | 0 |
| STBSB0127 8.95%IF5 | STB | TNTGLIP3KDL6 | S21BF | 21 | | | | 100,000 | 0,00 % | NC | | | | 100,000 | 0 | 0 | 0 |
| STBSB0127T+2,55IF5 | STB | TN4UMPL967X2 | S21BV | 21 | | | | 100,000 | 0,00 % | NC | | | | 100,000 | 0 | 0 | 0 |
| STBSC0127 9.1% AP5 | STB | TNXFR5BNBPM9 | S21CF | 21 | | | | 100,000 | 0,00 % | NC | | | | 100,000 | 0 | 0 | 0 |
| STBSC0127T+2,7%AP5 | STB | TN2MYCP047G7 | S21CV | 21 | | | | 100,000 | 0,00 % | NC | | | | 100,000 | 0 | 0 | 0 |
| STBSD0127 9.35%IF5 | STB | TNL6Z2LXMEP5 | S21DF | 21 | | | | 100,000 | 0,00 % | NC | | | | 100,000 | 0 | 0 | 0 |
| STBSE0127 8.7% AP5 | STB | TN0R77XCOAH0 | S21EF | 21 | | | | 100,000 | 0,00 % | NC | | | | 100,000 | 0 | 0 | 0 |
| AB0528 7.0%AP20 | AB | TN0003400330 | ABS8B | 21 | | | | 100,000 | 0,00 % | NC | | | | 100,000 | 0 | 0 | 0 |
| ABSC0228 9,4%AP7-2 | AB | TN0003400678 | ABS3C | 21 | | | | 100,000 | 0,00 % | NC | | | | 100,000 | 0 | 0 | 0 |
| AB SA0428T+2,7P7-2 | AB | TN0003400686 | ABS1A | 21 | | | | 100,000 | 0,00 % | NC | | | | 100,000 | 0 | 0 | 0 |
| AB SB0431T+2,8AP10 | AB | TN0003400694 | ABS1B | 21 | | | | 100,000 | 0,00 % | NC | | | | 100,000 | 0 | 0 | 0 |
| ABSA1028 10.05%AP5 | AB | TNDE9EH7SA12 | AB3AF | 21 | | | | 100,000 | 0,00 % | NC | | | | 100,000 | 0 | 0 | 0 |
| ABSA1028T+2,15%AP5 | AB | TNL8PGLUB9C93 | AB3AV | 21 | | | | 100,000 | 0,00 % | NC | | | | 100,000 | 0 | 0 | 0 |
| ABSC1030 10.2%P7-2 | AB | TNSPTKYMCD13 | AB3CF | 21 | | | | 100,000 | 0,00 % | NC | | | | 100,000 | 0 | 0 | 0 |
| ABSC1030T+2,3%P7-2 | AB | TNTMJ1DJ4SH4 | AB3CV | 21 | | | | 100,000 | 0,00 % | NC | | | | 100,000 | 0 | 0 | 0 |
| ABSD1030 10.3% IF7 | AB | TN0GGAF4RX47 | AB3DF | 21 | | | | 100,000 | 0,00 % | NC | | | | 100,000 | 0 | 0 | 0 |
| ABSD1030 T+2,4%IF7 | AB | TNR3ZRJWC984 | AB3DV | 21 | | | | 100,000 | 0,00 % | NC | | | | 100,000 | 0 | 0 | 0 |
| ABSA1130T+1,65%AP5 | AB | TNQK7QIECB53 | ABS5A | 21 | | | | 100,000 | 0,00 % | NC | | | | 100,000 | 0 | 0 | 0 |
| ABSB1132T+1,75P7-2 | AB | TNA327AYXX2 | ABS5B | 21 | | | | 100,000 | 0,00 % | NC | | | | 100,000 | 1 | 30 000 | 3 070 222 |
| ATB0527T+1,75%AP20 | ATB | TN0003600491 | ATB7C | 21 | | | | 100,000 | 0,00 % | NC | | | | 100,000 | 0 | 0 | 0 |
| ATB0532T+2,0%AP25 | ATB | TN0003600509 | ATB7D | 21 | | | | 100,000 | 0,00 % | NC | | | | 100,000 | 0 | 0 | 0 |
| ATB0529 5.9%P20-5 | ATB | TN0003600582 | ATBB2 | 21 | | | | 100,000 | 0,00 % | NC | | | | 100,000 | 0 | 0 | 0 |
| ATBSB0328T+2,1AP10 | ATB | TN0003600657 | ATBSB | 21 | | | | 100,000 | 0,00 % | NC | | | | 100,000 | 0 | 0 | 0 |
| UIB0729 5.85%AP20 | UIB | TN0003900248 | UB91C | 21 | | | | 95,000 | 0,00 % | NC | | | | 95,000 | 0 | 0 | 0 |
| UIB0831 6.3%P20 | UIB | TN0003900263 | U111B | 21 | | | | 91,600 | 0,00 % | NC | | | | 91,600 | 0 | 0 | 0 |
| UIB0133 6.70% AP20 | UIB | TN0003900305 | UB21C | 21 | | | | 100,000 | 0,00 % | NC | | | | 100,000 | 0 | 0 | 0 |
| BTK0230 5.85%P20 | BTK | TN0004620142 | BT9D | 21 | | | | 100,000 | 0,00 % | NC | | | | 100,000 | 0 | 0 | 0 |
| BTK0130 T+2,5% AP5 | BTK | TN3Z8BRRN997 | BT42A | 21 | | | | 100,000 | 0,00 % | NC | | | | 100,000 | 0 | 0 | 0 |
| WIBIC0626 10,75%P7 | WIFACK INTERNATIONAL BANK | TN0007200199 | WB19C | 21 | | | | 98,000 | 0,00 % | NC | | | | 98,000 | 0 | 0 | 0 |
| WIB ID 0626 11%P7 | WIFACK INTERNATIONAL BANK | TN0007200207 | WB19D | 21 | | | | 100,000 | 0,00 % | NC | | | | 100,000 | 0 | 0 | 0 |
| WIB A 0128 9,25%P5 | WIFACK INTERNATIONAL BANK | TNR4CLXNS261 | WB22A | 21 | | | | 100,000 | 0,00 % | NC | | | | 100,000 | 0 | 0 | 0 |
| WIBB0130 9,75%P7-2 | WIFACK INTERNATIONAL BANK | TN6K3BUUB12 | WB22B | 21 | | | | 100,000 | 0,00 % | NC | | | | 100,000 | 0 | 0 | 0 |
| WC0133 10,25%P10-2 | WIFACK INTERNATIONAL BANK | TNMC9HTIB5A4 | WB22C | 21 | | | | 100,000 | 0,00 % | NC | | | | 100,000 | 0 | 0 | 0 |
| ABCB0627 11,5%P7-2 | ABC TUNISIE | TN0007780075 | AC20B | 21 | | | | 100,000 | 0,00 % | NC | | | | 100,000 | 0 | 0 | 0 |
| TL B0626 11,7%P7-2 | TUNISIE LEASING ET FACTORING | TN0002102127 | T91BF | 21 | | | | 102,630 | 0,00 % | NC | | | | 102,630 | 0 | 0 | 0 |
| TLFA0426 9,70%AP5 | TUNISIE LEASING ET FACTORING | TN0002102150 | T211A | 21 | | | | 99,510 | 0,00 % | NC | | | | 99,510 | 0 | 0 | 0 |
| TLF SA1026 9,8%AP5 | TUNISIE LEASING ET FACTORING | TN25BU7FGWY7 | T215A | 21 | | | | 100,880 | 0,00 % | NC | | | | 100,880 | 0 | 0 | 0 |
| TLF 0427 9,6% AP5 | TUNISIE LEASING ET FACTORING | TNYJL6N2AEP6 | TL22F | 21 | | | | 100,440 | 0,00 % | NC | | | | 100,440 | 0 | 0 | 0 |
| TLF0427 T+2,75%AP5 | TUNISIE LEASING ET FACTORING | TNKU48FZVRH1 | TL22V | 21 | | | | 100,000 | 0,00 % | NC | | | | 100,000 | 0 | 0 | 0 |
| TLF 1027 10% AP5 | TUNISIE LEASING ET FACTORING | TNXIY8MEDJ3 | T222F | 21 | | | | 100,000 | 0,00 % | NC | | | | 100,000 | 0 | 0 | 0 |
| TLF1027 T+2,75%AP5 | TUNISIE LEASING ET FACTORING | TNR0099VZUY8 | T222V | 21 | | | | 100,000 | 0,00 % | NC | | | | 100,000 | 0 | 0 | 0 |
| TLF0428 10,55% AP5 | TUNISIE LEASING ET FACTORING | TN99P7ZUER9 | TL231 | 21 | | | | 100,000 | 0,00 % | NC | | | | 100,000 | 0 | 0 | 0 |
| TLF0129 10,70% AP5 | TUNISIE LEASING ET FACTORING | TNMCJHUZPRD0 | TL23F | 21 | | | | 99,130 | 0,00 % | NC | | | | 99,130 | 0 | 0 | 0 |
| TLF0129T+2,5%AP5 | TUNISIE LEASING ET FACTORING | TNQYE48RCJ72 | TL23V | 21 | | | | 100,000 | 0,00 % | NC | | | | 100,000 | 0 | 0 | 0 |
| TLF0529 10,60% AP5 | TUNISIE LEASING ET FACTORING | TN45CYXIVV5 | TL24F | 21 | | | | 100,000 | 0,00 % | NC | | | | 100,000 | 0 | 0 | 0 |
| TLF 0529T+2,5% AP5 | TUNISIE LEASING ET FACTORING | TNUSNP2H8PH1 | TL24V | 21 | | | | 100,000 | 0,00 % | NC | | | | 100,000 | 0 | 0 | 0 |
| TLF0929 10,50% AP5 | TUNISIE LEASING ET FACTORING | TN1PE0B20LR6 | T242F | 21 | | | | 100,000 | 0,00 % | NC | | | | 100,000 | 0 | 0 | 0 |
| TLF0929 T+2,5% AP5 | TUNISIE LEASING ET FACTORING | TNP89TGGPOD0 | T242V | 21 | | | | 100,000 | 0,00 % | NC | | | | 100,000 | 0 | 0 | 0 |
| TLF 0530 10% AP5 | TUNISIE LEASING ET FACTORING | TNQ8KNUQ09D7 | TL251 | 21 | | | | 100,000 | 0,00 % | NC | | | | 100,000 | 1 | 1 100 | 118 438 |
| TLFS1130 9,25% AP5 | TUNISIE LEASING ET FACTORING | TNMTWPZD31L4 | TL525 | 21 | | | | 100,000 | 0,00 % | NC | | | | 100,000 | 0 | 0 | 0 |
| CIL0628 10,55% AP5 | CIL | TNY1F6BOX6F5 | CL23F | 21 | | | | 100,000 | 0,00 % | NC | | | | 100,000 | 0 | 0 | 0 |
| ATL A0127 9,6% AP5 | ATL | TNFUHZ3RVRS | AT21A | 21 | | | | | | | | | | | | | |

497 790

Capitaux traités sur l'année en TND

Cotation électronique

| Echanges | Quantité | Capitaux en TND |
|----------|----------|-----------------|
| 19 | 1 607 | 15 108 |

Répartition par catégorie de donneurs d'ordres

| Achat | Echanges | Quantité | Capitaux en TND | Capitaux en % |
|--------------|-----------|--------------|-----------------|----------------|
| T. Libre | 19 | 1 607 | 15 108 | 100,00% |
| Total | 19 | 1 607 | 15 108 | 100,00% |

| Vente | Echanges | Quantité | Capitaux en TND | Capitaux en % |
|--------------|-----------|--------------|-----------------|----------------|
| T. Libre | 19 | 1 607 | 15 108 | 100,00% |
| Total | 19 | 1 607 | 15 108 | 100,00% |

Cotation sur Panneaux : Les enchères

| Echanges | Quantité | Capitaux en TND |
|----------|----------|-----------------|
| 22 | 13 187 | 482 682 |

Répartition par catégorie de donneurs d'ordres

| Achat | Echanges | Quantité | Capitaux en TND | Capitaux en % |
|--------------|-----------|---------------|-----------------|----------------|
| T.Libre | 22 | 13 187 | 482 682 | 100,00% |
| Total | 22 | 13 187 | 482 682 | 100,00% |

| Vente | Echanges | Quantité | Capitaux en TND | Capitaux en % |
|--------------|-----------|---------------|-----------------|----------------|
| T.Libre | 22 | 13 187 | 482 682 | 100,00% |
| Total | 22 | 13 187 | 482 682 | 100,00% |

Le Marché Hors Cote : Activité par valeur sur le système de cotation électronique

Séance du jour

Année 2026

| Valeur | Code ISIN | MNEMO | Groupe | Echanges | Quantité | Capitaux en TND | Clôture | Var. du Jour | Indicateur | VWAP Veille | VWAP | Var. VWAP | Ouverture | Rendement annuel | Echanges | Quantité | Capitaux en TND |
|-------------------|--------------|-------|--------|----------|----------|-----------------|---------|--------------|------------|-------------|------|-----------|-----------|------------------|-----------|--------------|-----------------|
| SITEX | TN0004300307 | SITEX | 13 | | | | 2,960 | 0,00 % | NC | | | | 2,410 | 22,82 % | 1 | 1 | 3 |
| STE TUN. DU SUCRE | TN0006170013 | STS | 13 | | | | 9,410 | 0,00 % | NC | | | | 9,600 | -1,98 % | 18 | 1 606 | 15 105 |
| Total | | | | 0 | 0 | 0 | | | | | | | | | 19 | 1 607 | 15 108 |