

Sommaire

Page

-Indicateurs de la séance & Activité des marchés

2

-Palmarès de la Séance

3

-Activité des marchés sur l'année

4

-Le Marché Principal

5

· Activité sur l'année par compartiment et par groupe de cotation

5

· Activité détaillée par valeur

6

· Répartition du volume des transactions sur l'année par catégorie de donneurs d'ordres

8

-Le Marché Obligataire

10

-Le Marché Hors-cote

13

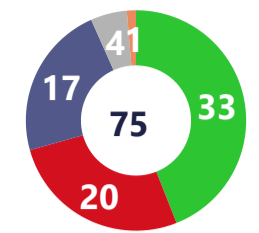
| Capitaux traités en TND | | |
|--------------------------|--------------------------|----------|
| Séance du jour | Cumul annuel 2026 | |
| 12 576 051 | 764 911 005 | 96,00 % |
| Total | Total | |
| 12 415 581 | 485 795 120 | 98,76 % |
| Cote : Titres de Capital | Cote : Titres de Capital | |
| 155 850 | 116 737 348 | 235,87 % |
| Cote : Titres de créance | Cote : Titres de créance | |
| 4 500 | 497 790 | -81,63 % |
| Hors Cote | Hors Cote | |
| 120 | 161 874 711 | 49,82 % |
| Enregistrements | Enregistrements | |
| 0 | 6 036 | -98,22 % |
| Déclarations | Déclarations | |

| Quantités traitées | | |
|-------------------------|-------------------------|----------|
| Séance du jour | Cumul annuel 2026 | |
| 1 078 174 | 48 241 310 | 12,04 % |
| Total | Total | |
| 1 077 532 | 42 251 671 | 35,69 % |
| Cote: Titres de capital | Cote: Titres de capital | |
| 609 | 297 279 | -63,23 % |
| Cote: Titres de Créance | Cote: Titres de créance | |
| 30 | 14 794 | -97,77 % |
| Hors Cote | Hors cote | |
| 3 | 5 677 564 | -45,65 % |
| Enregistrements | Enregistrements | |
| 0 | 2 | -99,74 % |
| Déclarations | Déclarations | |

| Nombre de Transactions | | |
|--------------------------|--------------------------|----------|
| Séance du jour | Cumul annuel 2026 | |
| 2 791 | 117 729 | 48,02 % |
| Total | Total | |
| 2 783 | 117 323 | 49,89 % |
| Cote: Titres de capital | Cote: Titres de capital | |
| 3 | 104 | -40,23 % |
| Cote : Titres de créance | Cote : Titres de créance | |
| 2 | 41 | -95,37 % |
| Hors cote | Hors cote | |
| 3 | 259 | 28,86 % |
| Enregistrements | Enregistrements | |
| 0 | 2 | 0,00 % |
| Déclarations | Déclarations | |

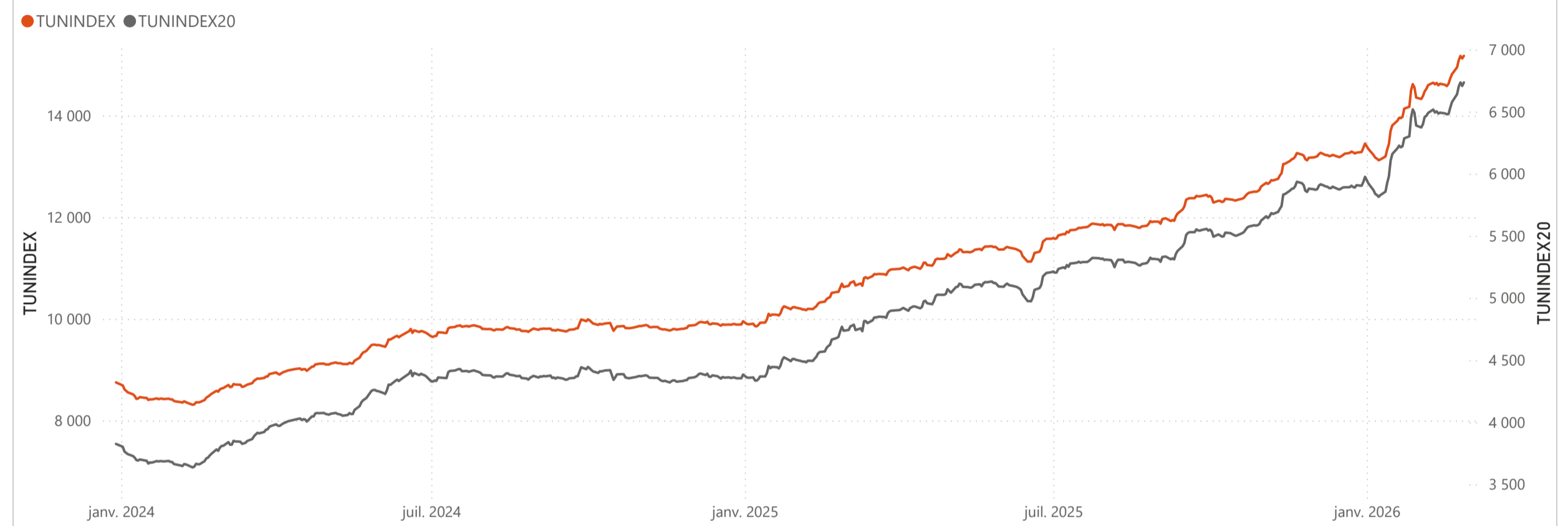
| Cap. Boursière en MD | |
|----------------------|---------------|
| 39 524 | |
| 0,21 % | 14,01 % |
| Var. Jour | Var. annuelle |

| Marchés | Echanges Bloc | Quantité Bloc | Capitaux Bloc | Echanges | Quantité | Capitaux en TND |
|------------------|---------------|---------------|---------------|----------|-----------|-----------------|
| Marché Principal | 0 | 0 | 0 | 2 783 | 1 077 532 | 12 415 581 |

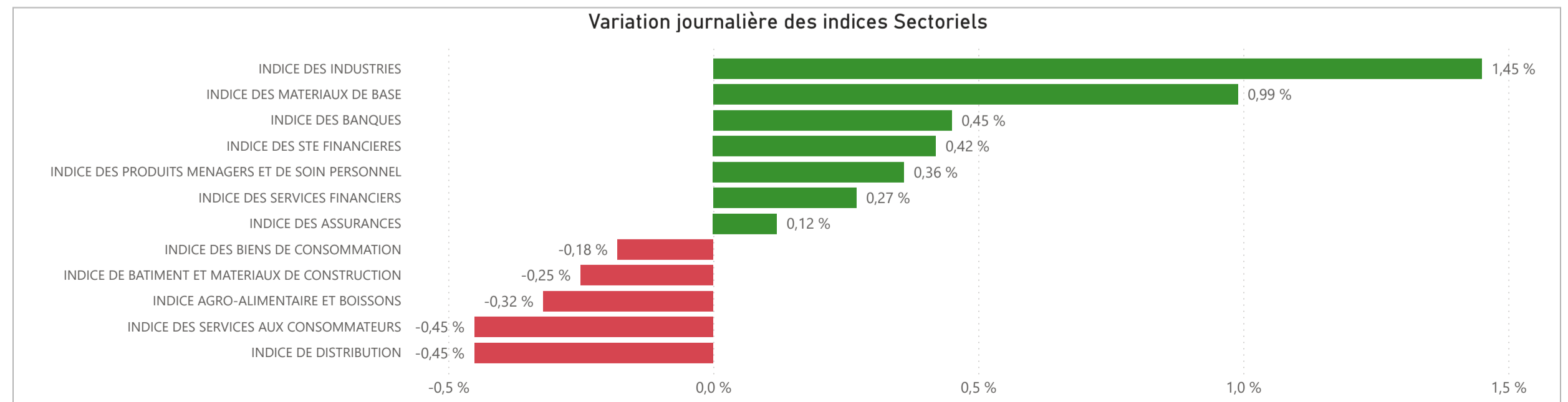


● Hausse ● Baisse ● Inchangé ● NC ● Suspendu

| TUNINDEX | 0,34 % | 12,82 % | Plus haut de l'année | Plus bas de l'année | TUNINDEX20 | 0,43 % | 12,71 % | Plus haut de l'année | Plus bas de l'année |
|-----------|--------------|------------|----------------------|---------------------|------------|--------------|------------|----------------------|---------------------|
| 15 174,64 | Var. du Jour | Var. année | 15 174,64 | 13 119,98 | 6 734,94 | Var. du Jour | Var. année | 6 735,08 | 5 814,06 |
| | | | 27/02/2026 | 08/01/2026 | | | | 25/02/2026 | 08/01/2026 |



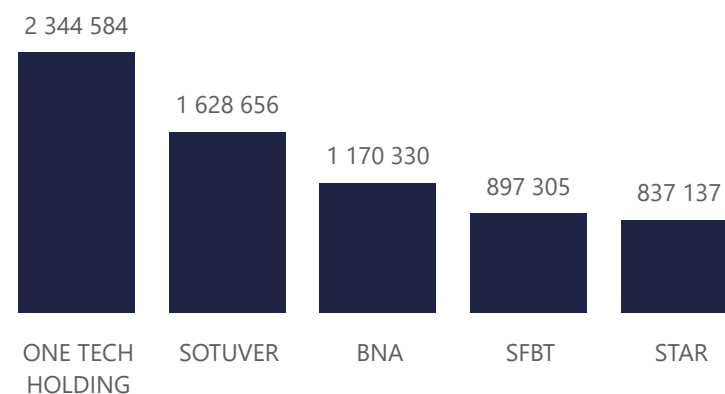
| INDICES SECTORIELS | Indice du Jour | Indice Veille | Var. du Jour | Var. sur l'année | Poids dans TUNINDEX | Plus haut de l'année | Plus bas de l'année |
|---|----------------|---------------|--------------|------------------|---------------------|----------------------|---------------------|
| INDICE DES STE FINANCIERES | 11 849,07 | 11 800,00 | 0,42 % | 13,66 % | 64,19 % | 25/02/2026 | 11 863,95 |
| INDICE DES BANQUES | 11 004,11 | 10 955,13 | 0,45 % | 13,80 % | 56,40 % | 25/02/2026 | 11 043,21 |
| INDICE DES ASSURANCES | 21 244,00 | 21 218,47 | 0,12 % | 7,26 % | 4,12 % | 27/02/2026 | 21 244,00 |
| INDICE DES SERVICES FINANCIERS | 22 378,43 | 22 318,51 | 0,27 % | 19,47 % | 3,67 % | 27/02/2026 | 22 378,43 |
| INDICE DES SERVICES AUX CONSOMMATEURS | 6 130,62 | 6 158,18 | -0,45 % | 23,00 % | 3,70 % | 19/02/2026 | 6 250,75 |
| INDICE DE DISTRIBUTION | 9 658,76 | 9 702,18 | -0,45 % | 23,00 % | 3,70 % | 19/02/2026 | 9 848,03 |
| INDICE DES BIENS DE CONSOMMATION | 12 755,25 | 12 777,75 | -0,18 % | 12,34 % | 21,24 % | 24/02/2026 | 12 811,20 |
| INDICE AGRO-ALIMENTAIRE ET BOISSONS | 16 227,90 | 16 280,22 | -0,32 % | 15,39 % | 16,67 % | 24/02/2026 | 16 321,40 |
| INDICE DES PRODUITS MENAGERS ET DE SOIN PERSONNEL | 3 633,70 | 3 620,74 | 0,36 % | 2,48 % | 4,57 % | 15/01/2026 | 3 719,77 |
| INDICE DES INDUSTRIES | 1 874,36 | 1 847,52 | 1,45 % | 4,09 % | 6,79 % | 27/02/2026 | 1 874,36 |
| INDICE DE BATIMENT ET MATERIAUX DE CONSTRUCTION | 784,57 | 786,51 | -0,25 % | 0,78 % | 2,96 % | 12/02/2026 | 802,86 |
| INDICE DES MATERIAUX DE BASE | 7 911,61 | 7 834,31 | 0,99 % | 16,44 % | 2,10 % | 27/02/2026 | 7 911,61 |



Valeurs les plus actives

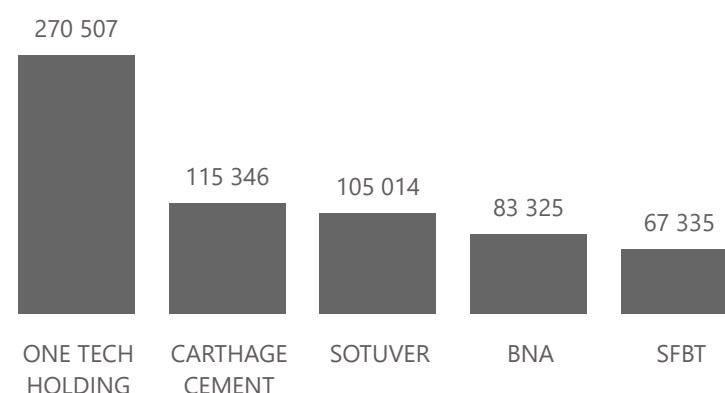
| Valeur | Compartiment | Groupe | Capitaux en TND |
|------------------|--------------|--------|-----------------|
| ONE TECH HOLDING | A | 11 | 2 344 584 |
| SOTUVER | A | 11 | 1 628 656 |
| BNA | A | 11 | 1 170 330 |
| SFBT | A | 11 | 897 305 |
| STAR | A | 11 | 837 137 |

Capitaux en TND



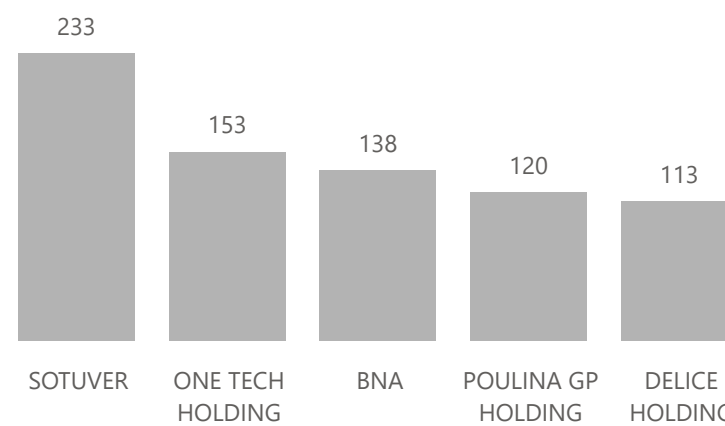
| Valeur | Compartiment | Groupe | Quantité |
|------------------|--------------|--------|----------|
| ONE TECH HOLDING | A | 11 | 270 507 |
| CARTHAGE CEMENT | A | 11 | 115 346 |
| SOTUVER | A | 11 | 105 014 |
| BNA | A | 11 | 83 325 |
| SFBT | A | 11 | 67 335 |

Quantité



| Valeur | Compartiment | Groupe | Echanges |
|--------------------|--------------|--------|----------|
| SOTUVER | A | 11 | 233 |
| ONE TECH HOLDING | A | 11 | 153 |
| BNA | A | 11 | 138 |
| POULINA GP HOLDING | A | 11 | 120 |
| DELICE HOLDING | A | 11 | 113 |

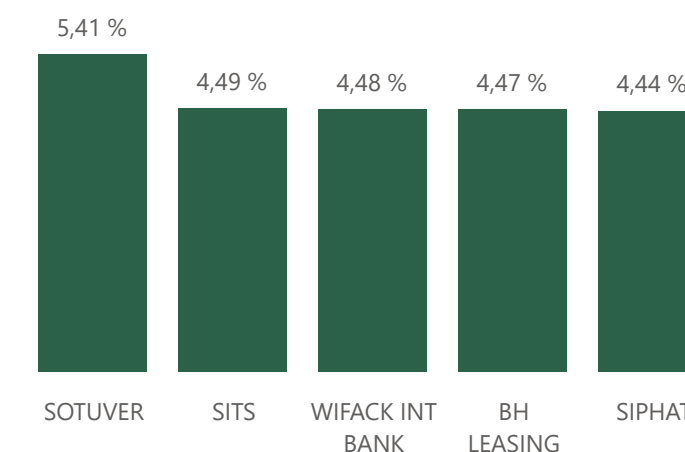
Echanges



Principaux écarts

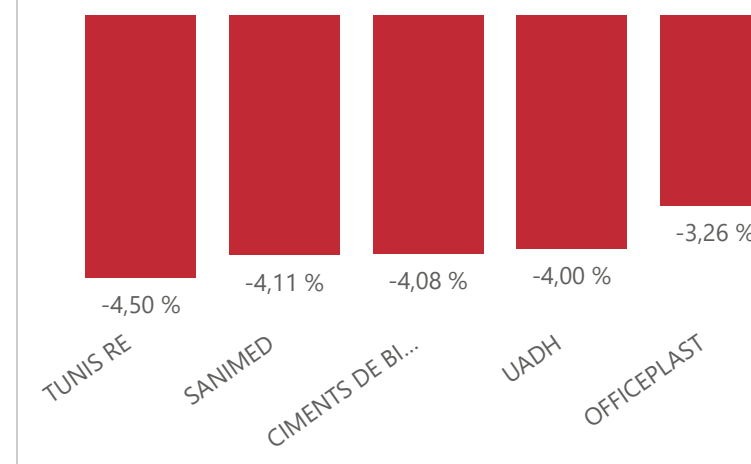
| Valeur | Groupe | Cours de Clôture | Var. du Jour |
|-----------------|--------|------------------|--------------|
| SOTUVER | 11 | 15,970 | 5,41 % |
| SITS | 12 | 3,720 | 4,49 % |
| WIFACK INT BANK | 12 | 7,470 | 4,48 % |
| BH LEASING | 12 | 3,970 | 4,47 % |
| SIPHAT | 99 | 3,760 | 4,44 % |

Top 5 hausses



| Valeur | Groupe | Cours de Clôture | Var. du Jour |
|--------------------|--------|------------------|--------------|
| TUNIS RE | 12 | 15,080 | -4,50 % |
| SANIMED | 99 | 0,700 | -4,11 % |
| CIMENTS DE BIZERTE | 12 | 0,470 | -4,08 % |
| UADH | 99 | 0,480 | -4,00 % |
| OFFICEPLAST | 11 | 2,080 | -3,26 % |

Top 5 baisses



| Marchés | Echanges cumulés 2026 | Echanges cumulés 2025 | Variation | Quantité cumulée 2026 | Quantité cumulée 2025 | Variation | Capitaux cumulés 2026 en TND | Capitaux cumulés 2025 en TND | Variation |
|---------------------------|-----------------------|-----------------------|-----------|-----------------------|-----------------------|-----------|------------------------------|------------------------------|-----------|
| Cote : Titres de Capital | 117 323 | 78 274 | 49,89 % | 42 251 671 | 31 138 216 | 35,69 % | 485 795 120 | 244 414 474 | 98,76 % |
| Cote : Titres de Créances | 104 | 174 | -40,23 % | 297 279 | 808 435 | -63,23 % | 116 737 348 | 34 756 473 | 235,87 % |
| Hors Cote | 41 | 885 | -95,37 % | 14 794 | 663 910 | -97,77 % | 497 790 | 2 709 609 | -81,63 % |
| Enregistrements | 259 | 201 | 28,86 % | 5 677 564 | 10 446 399 | -45,65 % | 161 874 711 | 108 047 350 | 49,82 % |
| Déclarations | 2 | 2 | 0,00 % | 2 | 769 | -99,74 % | 6 036 | 339 010 | -98,22 % |
| Total | 117 729 | 79 536 | 48,02 % | 48 241 310 | 43 057 729 | 12,04 % | 764 911 005 | 390 266 916 | 96,00 % |

Evolution des capitaux traités en TND 2026/2025

● Capitaux 2026 ● Capitaux 2025



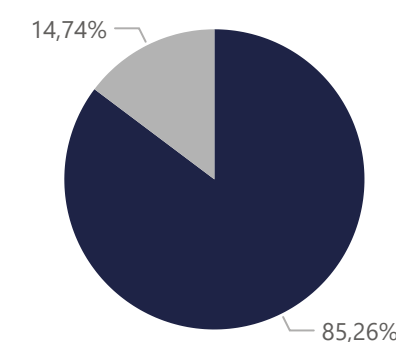
485 795 120

Capitaux traités en TND

| Marché | Echanges | Quantité | Capitaux en TND |
|--------------------------|----------|------------|-----------------|
| Cote : Titres de Capital | 117 323 | 42 251 671 | 485 795 120 |

Répartition du volume entre Carnet d'ordres central et Marché de blocs

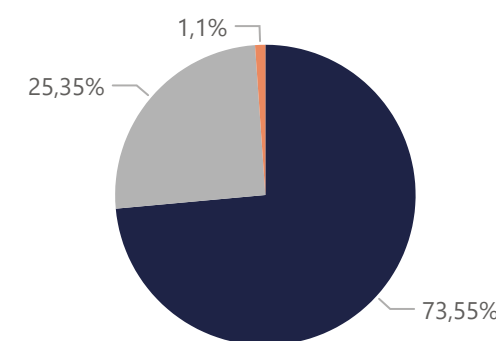
| Marché | Echanges | Quantité | Capitaux en TND | Capitaux en % |
|-------------------------|----------------|-------------------|--------------------|----------------|
| Carnet d'ordres Central | 117 316 | 38 784 277 | 414 178 819 | 85,26% |
| Marché de Blocs | 7 | 3 467 394 | 71 616 300 | 14,74% |
| Total | 117 323 | 42 251 671 | 485 795 120 | 100,00% |



Marché
 ● Carnet d'ordres Central
 ● Marché de Blocs

Répartition du volume par Compartiment

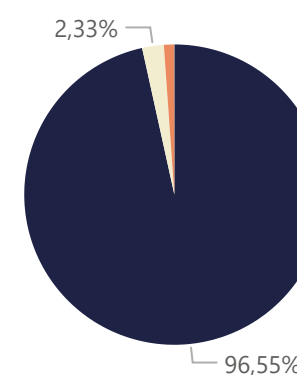
| Compartiment | Echanges | Quantité | Capitaux en TND | Capitaux en % |
|--------------|----------------|-------------------|--------------------|----------------|
| A | 80 675 | 27 253 401 | 357 297 973 | 73,55% |
| B | 32 167 | 9 740 336 | 123 160 310 | 25,35% |
| S | 4 481 | 5 257 934 | 5 336 837 | 1,10% |
| Total | 117 323 | 42 251 671 | 485 795 120 | 100,00% |



Compartiment
 ● A
 ● B
 ● S

Répartition du volume par Groupe de cotation

| Groupe de cotation | Echanges | Quantité | Capitaux en TND | Capitaux en % |
|--------------------|----------------|-------------------|--------------------|----------------|
| 11 | 107 918 | 36 052 563 | 469 024 908 | 96,55% |
| 12 | 2 778 | 917 792 | 11 327 097 | 2,33% |
| 99 | 4 407 | 5 257 596 | 5 334 120 | 1,10% |
| 32 | 2 220 | 23 720 | 108 995 | 0,02% |
| Total | 117 323 | 42 251 671 | 485 795 120 | 100,00% |



Groupe de cotation
 ● 11
 ● 12
 ● 99
 ● 32

Séance du jour

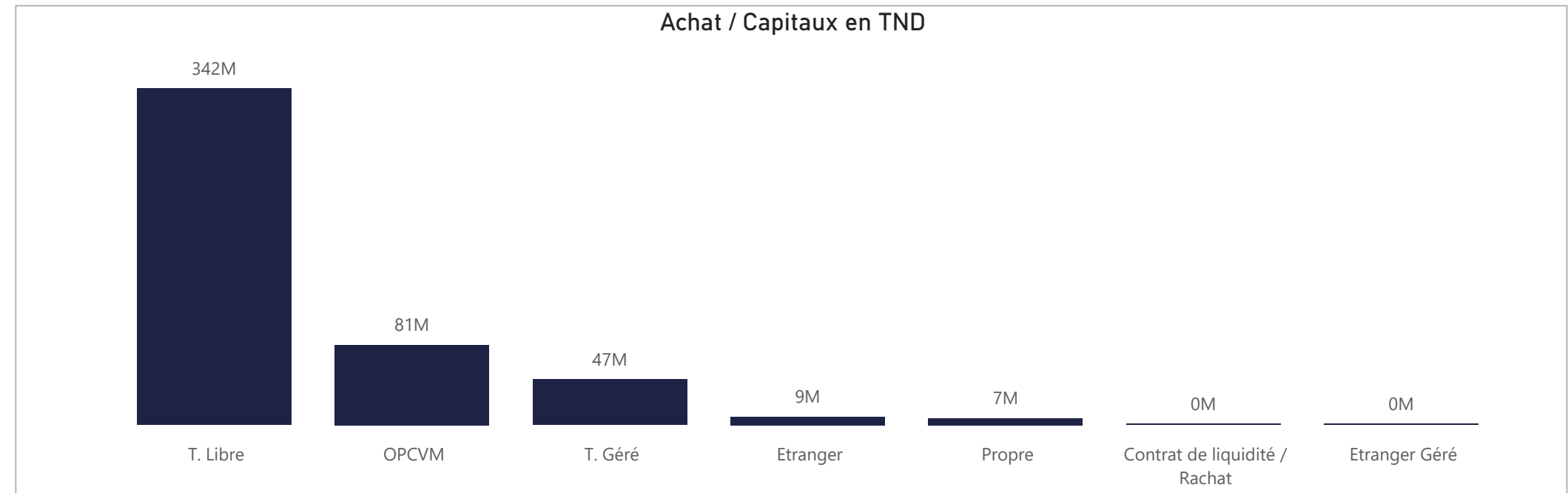
Année 2026

| SECTEUR/VALEUR | Code ISIN | MNEMO | Compartiment | Groupe | Mode de Cotation | Titres Admis | Cap. Boursière en MD | Cap. B En % | Echanges Bloc | Quantité Bloc | Capitaux Bloc en TND | Echanges | Quantité | Capitaux en TND | Clôture | Var. du Jour | Indicateur | VWAP Veille | VWAP | Var. VWAP | Ouverture | Rendement annuel | Echanges Bloc | Quantité Bloc | Capitaux Bloc en TND | Echanges | Quantité | Capitaux en TND |
|-------------------------------------|--------------|-------|--------------|--------|------------------|--------------------|----------------------|----------------|---------------|---------------|----------------------|------------|----------------|------------------|---------|--------------|------------|-------------|---------|-----------|-----------|------------------|------------------|-------------------|----------------------|------------------|--------------------|-----------------|
| BANQUES | | | | | | 846 256 529 | 17 486,43 | 44,24 % | 0 | 0 | 0 | 546 | 187 631 | 2 939 733 | | | | | | | | 0 | 0 | 0 | 27 625 | 7 965 026 | 154 600 029 | |
| BIAT | TN0001800457 | BIAT | A | 11 | Continu | 40 800 000 | 5 691,60 | 14,40 % | | 50 | 1 767 | 246 169 | 139,500 | 0,00 % | | | | 141,116 | 139,314 | -1,28 % | 111,000 | 25,68 % | 3 154 | 162 077 | 20 309 221 | | | |
| ATTIJARI BANK | TN0001600154 | TJARI | A | 11 | Continu | 50 000 000 | 3 595,00 | 9,10 % | | 77 | 6 274 | 446 304 | 71,900 | 1,55 % | | | | 70,290 | 71,136 | 1,20 % | 66,890 | 7,49 % | 2 476 | 265 687 | 18 094 105 | | | |
| AMEN BANK | TN0003400058 | AB | A | 11 | Continu | 34 920 000 | 2 077,74 | 5,26 % | | 86 | 5 590 | 332 386 | 59,500 | 0,00 % | | | | 59,385 | 59,461 | 0,13 % | 50,000 | 19,00 % | 6 862 | 836 044 | 45 518 561 | | | |
| BT | TN0002200053 | BT | A | 11 | Continu | 270 000 000 | 1 857,60 | 4,70 % | | 86 | 65 181 | 441 425 | 6,880 | 1,33 % | | | | 6,777 | 6,772 | -0,07 % | 6,400 | 7,50 % | 4 732 | 2 192 356 | 14 277 146 | | | |
| UIB | TN0003900107 | UIB | A | 11 | Continu | 32 560 000 | 916,56 | 2,32 % | | 47 | 7 807 | 220 463 | 28,150 | -2,90 % | | | | 28,634 | 28,239 | -1,38 % | 24,850 | 13,28 % | 665 | 743 999 | 19 957 944 | | | |
| BNA | TN0003100609 | BNA | A | 11 | Continu | 64 000 000 | 915,20 | 2,32 % | | 138 | 83 325 | 1 170 330 | 14,300 | 0,00 % | | | | 14,353 | 14,045 | -2,15 % | 12,070 | 18,48 % | 5 626 | 2 150 731 | 28 164 603 | | | |
| UBCI | TN0002400505 | UBCI | A | 12 | Fixing | 20 001 529 | 749,86 | 1,90 % | | 4 | 300 | 11 247 | 37,490 | 0,00 % | | | | | 37,490 | | | 33,800 | 10,92 % | 229 | 54 821 | 1 950 332 | | |
| STB | TN0002600955 | STB | A | 11 | Continu | 155 375 000 | 624,61 | 1,58 % | | 47 | 15 604 | 62 535 | 4,020 | 0,50 % | | | | 3,979 | 4,008 | 0,73 % | 4,090 | -1,71 % | 2 598 | 889 127 | 3 394 172 | | | |
| BH BANK | TN0001900604 | BH | A | 11 | Continu | 47 600 000 | 480,76 | 1,22 % | | 1 | 300 | 3 030 | 10,100 | -1,85 % | | | | 10,101 | 10,100 | -0,01 % | 10,300 | -1,94 % | 263 | 60 217 | 608 552 | | | |
| ATB | TN0003600350 | ATB | A | 11 | Continu | 100 000 000 | 348,00 | 0,88 % | | 4 | 1 130 | 3 932 | 3,480 | 0,00 % | | | | 3,489 | 3,480 | -0,26 % | 3,790 | -8,18 % | 620 | 540 527 | 1 970 613 | | | |
| WIFACK INT BANK | TN0007200017 | WIFAK | A | 12 | Fixing | 30 000 000 | 224,10 | 0,57 % | | 1 | 2 | 15 | 7,470 | 4,48 % | | | | 7,150 | 7,470 | 4,48 % | 7,700 | -2,99 % | 148 | 19 781 | 142 742 | | | |
| BTE (ADP) | TN0001300557 | BTE | B | 12 | Fixing | 1 000 000 | 5,40 | 0,01 % | | 5 | 351 | 1 895 | 5,400 | 3,85 % | | | | 5,213 | 5,400 | 3,59 % | 3,500 | 54,29 % | 252 | 49 659 | 212 038 | | | |
| AGRO ALIMENTAIRE ET BOISSONS | | | | | | 571 727 409 | 9 829,82 | 24,87 % | 0 | 0 | 0 | 361 | 111 410 | 1 704 421 | | | | | | | | 1 | 55 000 | 1 122 000 | 15 959 | 4 555 028 | 73 484 378 | |
| POULINA GP HOLDING | TN0005700018 | PGH | A | 11 | Continu | 180 003 600 | 4 284,09 | 10,84 % | | 120 | 13 438 | 320 288 | 23,800 | -0,83 % | | | | 23,925 | 23,835 | -0,38 % | 18,500 | 28,65 % | 1 | 55 000 | 1 122 000 | 6 183 | 1 549 498 | 32 393 084 |
| SFBT | TN0001100254 | SFBT | A | 11 | Continu | 268 125 000 | 3 592,88 | 9,09 % | | 97 | 67 335 | 897 305 | 13,400 | 0,07 % | | | | 13,323 | 13,326 | 0,02 % | 12,600 | 6,35 % | 4 115 | 1 795 555 | 23 524 091 | | | |
| DELICE HOLDING | TN0007670011 | DH | A | 11 | Continu | 109 814 524 | 1 735,07 | 4,39 % | | 113 | 28 346 | 450 903 | 15,800 | -0,63 % | | | | 15,857 | 15,907 | 0,32 % | 12,900 | 22,48 % | 4 109 | 856 135 | 12 095 582 | | | |
| LAND OR | TN0007510019 | LNDOR | B | 11 | Continu | 13 784 285 | 217,79 | 0,55 % | | 31 | 2 291 | 35 925 | 15,800 | 0,70 % | | | | 15,576 | 15,681 | 0,67 % | 14,700 | 7,48 % | 1 552 | 353 840 | 5 471 620 | | | |
| DISTRIBUTION | | | | | | 194 111 628 | 2 423,60 | 6,13 % | 0 | 0 | 0 | 193 | 31 933 | 274 647 | | | | | | | | 1 | 2 975 000 | 63 665 000 | 8 648 | 4 993 184 | 80 463 423 | |
| ARTES | TN0007300015 | ARTES | A | 11 | Continu | 38 250 000 | 584,84 | 1,48 % | | 13 | 742 | 11 228 | 15,290 | 1,19 % | | | | 15,176 | 15,132 | -0,29 % | 11,500 | 32,96 % | 1 156 | 161 574 | 2 118 193 | | | |
| ENNAKL AUTOMOBILES | TN0007410012 | NAKL | A | 11 | Continu | 30 000 000 | 528,00 | 1,34 % | | 8 | 1 323 | 23 222 | 17,600 | 0,57 % | | | | 17,485 | 17,553 | 0,39 % | 15,080 | 16,71 % | 717 | 100 636 | 1 562 957 | | | |
| CITY CARS | TN0007550015 | CITY | A | 11 | Continu | 18 000 000 | 476,82 | 1,21 % | | 81 | 5 751 | 149 993 | 26,490 | -1,82 % | | | | 26,759 | 26,081 | -2,53 % | 19,700 | 34,47 % | 1 572 | 207 935 | 5 010 951 | | | |
| SMART TUNISIE | TNQPQXRODTH8 | SMART | B | 11 | Continu | 10 123 443 | 216,14 | 0,55 % | | 6 | 66 | 1 400 | 21,350 | 0,00 % | | | | 21,360 | 21,214 | -0,68 % | 19,500 | 9,49 % | 1 | 2 975 000 | 63 665 000 | 758 | 3 082 327 | 65 734 824 |
| MAGASIN GENERAL | TN0006440010 | MAG | B | 12 | Fixing | 15 777 070 | 171,02 | 0,43 % | | 2 | 69 | 747 | 10,840 | 0,37 % | | | | 10,800 | 10,823 | 0,21 % | 9,850 | 10,05 % | 87 | 7 022 | 70 314 | | | |
| MONOPRIX | TN0001000108 | MNP | B | 12 | Fixing | 25 345 736 | 166,01 | 0,42 % | | 2 | 1 819 | 11 914 | 6,550 | -2,24 % | | | | 6,700 | 6,550 | -2,24 % | 6,090 | 7,55 % | 209 | 72 582 | 455 378 | | | |
| SOTUMAG | TN0006580013 | MGR | B | 11 | Continu | 13 200 000 | 129,36 | 0,33 % | | 15 | 273 | 2 663 | 9,800 | 0,00 % | | | | 9,717 | 9,753 | 0,37 % | 412 | 8,900 | 10,11 % | 412 | 82 360 | 775 600 | | |
| STA | TNNGTFLC2986 | STA | B | 11 | Continu | 2 000 000 | 122,38 | 0,31 % | | 33 | 858 | 52 353 | 61,190 | -0,24 % | | | | 61,443 | 61,017 | -0,69 % | 37,440 | 63,43 % | 1 626 | 62 084 | 3 368 812 | | | |
| UADH | TN0007690019 | UADH | S | 99 | Fixing | 36 953 847 | 17,74 | 0,04 % | | 17 | 15 646 | 7 510 | 0,480 | -4,00 % | | | | | 0,480 | | | 0,600 | -20,00 % | 223 | 892 743 | 485 675 | | |
| CELLCOM | TN0007590011 | CELL | B | 11 | Continu | 4 461 532 | 11,29 | 0,03 % | | 16 | 5 386 | 13 618 | 2,530 | 0,00 % | | | | 2,514 | 2,528 | 0,56 % | 3,320 | -23,80 % | 1 888 | 323 921 | 880 719 | | | |
| ASSURANCE | | | | | | 155 551 793 | 2 133,18 | 5,40 % | 0 | 0 | 0 | 226 | 50 461 | 1 139 003 | | | | | | | | 0 | 0 | 0 | 6 519 | 1 769 125 | 24 307 780 | |
| STAR | TN0006060016 | STAR | A | 11 | Continu | 10 000 003 | 642,50 | 1,63 % | | 108 | 13 147 | 837 137 | 64,250 | 2,33 % | | | | 62,189 | 63,675 | 2,39 % | 63,780 | 0,74 % | 1 912 | 154 959 | 9 229 709 | | | |
| TUNIS RE | TN0007380017 | TRE | B | 12 | Fixing | 20 000 000 | 301,60 | 0,76 % | | 10 | 3 025 | 47 735 | 15,080 | -4,50 % | B | | | 15,792 | 15,780 | -0,08 % | 10,380 | 45,28 % | 895 | 495 650 | 6 382 714 | | | |
| ASTREE | TN0003000452 | AST | A | 12 | Fixing | 6 000 000 | 278,70 | 0,71 % | | 1 | 3 | 139 | 46,450 | 0,80 % | | | | | 46,450 | | | 45,990 | 1,00 % | 46 | 1 378 | 63 352 | | |
| ASSUR MAGHREBIA | TN0007830011 | ASSMA | A | 11 | Continu | 4 500 000 | 268,65 | 0,68 % | | 4 | 1 850 | 110 445 | 59,700 | -0,17 % | | | | 59,800 | 59,700 | -0,17 % | 56,500 | 5,66 % | 365 | 59 197 | 3 521 823 | | | |
| BNA ASSURANCES | TN0007680010 | BNASS | A | 11 | Continu | 87 391 790 | 262,18 | 0,66 % | | 64 | 23 228 | 69 675 | 3,000 | 0,00 % | | | | 2,996 | 3,000 | 0,13 % | 3,140 | -4,46 % | 1 984 | 623 329 | 1 884 929 | | | |
| ASSU MAGHREBIA VIE | TNDKJ8O68X14 | AMV | B | 11 | Continu | 25 000 000 | 200,00 | 0,51 % | | 39 | 9 208 | 73 872 | 8,000 | 0,50 % | | | | 7,903 | 8,023 | 1,52 % | 6,650 | 20,30 % | 1 312 | 434 514 | 3 218 736 | | | |
| BH ASSURANCE | TN0006550016 | BHASS | B | 12 | Fixing | 2 660 000 | 179,55 | 0,45 % | | 0 | 0 | 67 500 | 0,00 % | NC | | | | 67,973 | | | 63,000 | 7,14 % | 5 | 98 | 6 516 | | | |
| SERVICES FINANCIERS | | | | | | 131 016 000 | 1 726,02 | 4,37 % | 0 | 0 | 0 | 194 | 30 787 | 876 196 | | | | | | | | 1 | 60 000 | 2 484 000 | 6 208 | 1 492 369 | 27 555 411 | |
| TUNISIE LEASING F | TN0002100907 | TLS | A | 11 | Continu | 10 800 000 | 464,40 | 1,17 % | | 74 | 7 095 | 307 589 | 43,000 | 2,43 % | | | | 41,413 | 43,353 | 4,68 % | 32,750 | 31,30 % | 1 | 60 000 | 2 484 000 | 1 933 | 292 062 | 11 301 186 |
| SPDIT - SICAF | TN0001400704 | SPDIT | A | 11 | Continu | 28 000 000 | 408,80 | 1,03 % | | 12 | 2 651 | 38 835 | 14,600 | -2,67 % | | | | 14,892 | 14,649 | -1,63 % | 12,700 | 14,96 % | 374 | 104 529 | 1 367 087 | | | |
| ATL | TN0004700100 | ATL | B | 11 | Continu | 32 500 000 | 264,55 | 0,67 % | | 29 | 6 186 | 50 424 | 8,140 | -0,73 % | | | | 8,119 | 8,151 | 0,39 % | 6,100 | 33,44 % | 1 850 | 710 006 | 5 091 760 | | | |
| CIL | TN0004200853 | CIL | B | 11 | Continu | 7 000 000 | 238,00 | 0,60 % | | 52 | 11 281 | 383 102 | 34,000 | 0,29 % | | | | 33,920 | 33,960 | 0,12 % | 28,250 | 20,35 % | 850 | 210 569 | 6 529 944 | | | |
| ATTIJARI LEASING | TN0006610018 | TJL | B | 11 | Continu | 2 750 000 | 93,23 | 0,24 % | | 16 | 1 714 | 58 108 | 33,900 | 0,00 % | | | | 33,876 | 33,902 | 0,08 % | 29,250 | 15,90 % | 457 | | | | | |

| Séance du jour | | | | | | | | | | Année 2026 | | |
|-------------------------------------|---------------|--------|--------|----------|----------|-----------------|---------------|------------|----------|------------|-----------------|--|
| Secteur / Emetteur / Valeur | Code ISIN | MNEMO | Groupe | Echanges | Quantité | Capitaux en TND | Dernier cours | Indicateur | Echanges | Quantité | Capitaux en TND | |
| TECHNOLOGIE | | | | | | | | | | | | |
| TELNET HOLDING | | | | | | | | | | | | |
| TUN DA 1/10 010719 | TN0007440035 | TLN19 | 32 | | | | | NC | 2 | 5 | 4 | |
| BANQUES | | | | | | | | | | | | |
| ATTIJARI BANK | | | | | | | | | | | | |
| TJARI - (Da) | TN0001600162 | TJADA | 32 | | | | | NC | 0 | 0 | 0 | |
| TJARI - Da39 | TN0001600261 | TJA39 | 32 | | | | | NC | 0 | 0 | 0 | |
| TJARIDA1/40 250518 | TN0001600501 | TJA18 | 32 | | | | | NC | 18 | 60 | 113 | |
| TJARIDA4/21 300425 | TN823JXM7725 | TJA25 | 32 | 9 | 32 | 405 | 12,650 | | 248 | 1 338 | 16 792 | |
| BIAT | | | | | | | | | | | | |
| BIAT Da32 4/60 | TN0001800465 | BIA32 | 32 | | | | | NC | 0 | 0 | 0 | |
| BIAT Da36 1/24 | TN0001800507 | BIA36 | 32 | | | | | NC | 3 | 7 | 6 | |
| BIAT DA1/20 290620 | TN0001800622 | BIA20 | 32 | | | | | NC | 28 | 156 | 1 162 | |
| BIAT DA1/7 291124 | TN633R178F70 | BIA24 | 32 | 5 | 8 | 136 | 17,010 | | 188 | 448 | 8 506 | |
| BH BANK | | | | | | | | | | | | |
| BQ HABITAT (Da) | TN0001900612 | BHDA | 32 | | | | | NC | 0 | 0 | 0 | |
| BH Da 1/20 150999 | TN0001900679 | BH12 | 32 | | | | | NC | 0 | 0 | 0 | |
| BH Da1/25 14022000 | TN0001900711 | BH14 | 32 | | | | | NC | 0 | 0 | 0 | |
| BHDA 1/15 28052007 | TN0001900778 | BHDA7 | 32 | | | | | NC | 1 | 2 | 3 | |
| BH DA 1/3 270715 | TN0001900901 | BH15 | 32 | | | | | NC | 3 | 6 | 31 | |
| BH DA 1/5 171117 | TN0001900992 | BH17 | 32 | | | | | NC | 2 | 6 | 12 | |
| BT | | | | | | | | | | | | |
| BQ DE TSIE - Da | TN0002200103 | BTDA | 32 | | | | | NC | 0 | 0 | 0 | |
| BT Da 3/10 170599 | TN0002200210 | BT149 | 32 | | | | | NC | 0 | 0 | 0 | |
| BT Da1/7(12/01) | TN0002200251 | BT154 | 32 | | | | | NC | 0 | 0 | 0 | |
| BT Da 1/2 23052005 | TN0002200319 | BTDA6 | 32 | | | | | NC | 0 | 0 | 0 | |
| BT Da 1/2 10/06/09 | TN0002200327 | BTDA9 | 32 | | | | | NC | 2 | 10 | 35 | |
| BT Da 1/3 280613 | TN0002200335 | BT13 | 32 | | | | | NC | 5 | 58 | 32 | |
| BT DA 1/4 03062016 | TN0002200343 | BT16 | 32 | | | | | NC | 2 | 3 | 5 | |
| BT DA 1/5 04052018 | TN0002200350 | BT18 | 32 | | | | | NC | 8 | 17 | 39 | |
| BT DA 1/5 10052022 | TNYHLWKDE9D7 | BT22 | 32 | | | | | NC | 26 | 60 | 73 | |
| UBCI | | | | | | | | | | | | |
| UBCI Da 1/6 010900 | TN0002400570 | UBC00 | 32 | | | | | NC | 0 | 0 | 0 | |
| UBCI Da 3/7 010704 | TN0002400646 | UBC04 | 32 | | | | | NC | 0 | 0 | 0 | |
| UBCI Da 1/2 150710 | TN0002400653 | UBC10 | 32 | | | | | NC | 0 | 0 | 0 | |
| UBCI Da8/33 141013 | TN0002400695 | UBC13 | 32 | | | | | NC | 25 | 243 | 2 110 | |
| BNA | | | | | | | | | | | | |
| BNA Da 1/10 040509 | TN0003100633 | BNA09 | 32 | | | | | NC | 0 | 0 | 0 | |
| BNA DA 1/10 200618 | TN0003100740 | BNA18 | 32 | | | | | NC | 14 | 61 | 84 | |
| BNA DA 1/55 150419 | TN0003100815 | BNA19 | 32 | | | | | NC | 20 | 301 | 72 | |
| AB | | | | | | | | | | | | |
| AB Da 26 3/37 | TN0003400108 | AB26 | 32 | | | | | NC | 0 | 0 | 0 | |
| AB Da 29 3/40 | TN0003400116 | AB29 | 32 | | | | | NC | 0 | 0 | 0 | |
| AB Da 34 2/59 | TN0003400157 | AB34 | 32 | | | | | NC | 0 | 0 | 0 | |
| AB Da 1/27 | TN0003400207 | ABA38 | 32 | | | | | NC | 0 | 0 | 0 | |
| ABDA 1/14 11122007 | TN0003400272 | ABDA7 | 32 | | | | | NC | 0 | 0 | 0 | |
| AB Da 3/7 281209 | TN0003400371 | ABDA9 | 32 | | | | | NC | 0 | 0 | 0 | |
| AB Da 1/10 110613 | TN0003400454 | AB13 | 32 | | | | | NC | 0 | 0 | 0 | |
| AB DA1/24 0802016 | TN0003400512 | AB16 | 32 | | | | | NC | 3 | 14 | 46 | |
| AB DA1/25 300617 | TN0003400579 | AB17 | 32 | | | | | NC | 4 | 12 | 125 | |
| AB DA 1/7 12102023 | TNMY01P21QOP7 | AB23 | 32 | | | | | NC | 6 | 11 | 240 | |
| AB DA 2/13 281024 | TN66JFM5A518 | AB24 | 32 | 3 | 5 | 40 | 8,010 | | 79 | 342 | 2 727 | |
| ATB | | | | | | | | | | | | |
| ATBDA1/7 09/11/05 | TN0003600434 | ATBDA | 32 | | | | | NC | 0 | 0 | 0 | |
| ATB Da 1/10 151208 | TN0003600517 | ATB08 | 32 | | | | | NC | 0 | 0 | 0 | |
| ATB Da 1/16 161210 | TN0003600616 | ATB10 | 32 | | | | | NC | 2 | 13 | 3 | |
| WIFAK INTERNATIONAL BANK | | | | | | | | | | | | |
| WIFAK DA1/2 121015 | TN0007200132 | WIF15 | 32 | | | | | NC | 3 | 3 | 6 | |
| ASSURANCE | | | | | | | | | | | | |
| ASTREE | | | | | | | | | | | | |
| ACT DA 1/2 140817 | TN0003000528 | AST17 | 32 | | | | | NC | 0 | 0 | 0 | |
| STAR | | | | | | | | | | | | |
| STAR DA 7/6 221225 | TN17FVNGCJ77 | STAR5 | 32 | 3 | 8 | 540 | 67,500 | | 191 | 863 | 57 806 | |
| BNA ASSURANCES | | | | | | | | | | | | |
| AMI DA 1/4 110817 | TN0007680044 | AMI17 | 32 | | | | | NC | 2 | 2 | 2 | |
| AMI DA27/35 241120 | TN0007680051 | AMI20 | 32 | | | | | NC | 8 | 27 | 35 | |
| SERVICES FINANCIERS | | | | | | | | | | | | |
| SPDIT SICAF | | | | | | | | | | | | |
| SPDIT Da 1/24 3512 | TN0001400720 | SPD12 | 32 | | | | | NC | 3 | 16 | 9 | |
| TUNISIE LEASING ET FACTORING | | | | | | | | | | | | |
| TUN. LEAS. (Da 10) | TN0002100915 | TLSDA | 32 | | | | | NC | 0 | 0 | 0 | |
| TLSD Da 1/4 | TN0002100956 | TLSD1 | 32 | | | | | NC | 0 | 0 | 0 | |
| TLSD Da 1/5 02012020 | TN0002100980 | TLSD3 | 32 | | | | | NC | 0 | 0 | 0 | |
| TLSD Da 1/6 18120203 | TN0002101012 | TLSD5 | 32 | | | | | NC | 0 | 0 | 0 | |
| TLSD Da 1/7 061204 | TN0002101061 | TLSD4 | 32 | | | | | NC | 0 | 0 | 0 | |
| TLSD Da1/55 010307 | TN0002101152 | TLSD7 | 32 | | | | | NC | 0 | 0 | 0 | |
| TLSD Da 1/56 030308 | TN0002101210 | TLSD8 | 32 | | | | | NC | 3 | 81 | 77 | |
| TLSD Da 1/57 020309 | TN0002101319 | TLSD9 | 32 | | | | | NC | 3 | 22 | 14 | |
| TLSD Da 1/68 301209 | TN0002101392 | TLSD9 | 32 | | | | | NC | 8 | 64 | 34 | |
| TLSD Da 1/69 010210 | TN0002101400 | TLSD10 | 32 | | | | | NC | 8 | 66 | 28 | |
| TLSD Da 3/80 010213 | TN0002101590 | TLSD13 | 32 | | | | | NC | 15 | 179 | 243 | |
| TL DA3/83 10022014 | TN0002101749 | TLSD14 | 32 | 1 | 70 | 70 | 1,000 | | 20 | 361 | 453 | |
| TL DA2/43 02022015 | TN0002101814 | TLSD15 | 32 | | | | | NC | 15 | 128 | 214 | |
| TLSD DA1/23 010719 | TN0002102044 | TLSD19 | 32 | | | | | NC | 23 | 158 | 259 | |
| CIL | | | | | | | | | | | | |
| CIL DA 2007 1/4 | TN0004201042 | CIL07 | 32 | | | | | NC | 0 | 0 | 0 | |
| CIL Da 1/5 301208 | TN0004201117 | CIL08 | 32 | | | | | NC | 0 | 0 | 0 | |
| CIL Da 1/3 110610 | TN0004201216 | CIL10 | 32 | | | | | NC | 1 | 1 | 6 | |
| CIL Da 1/4 030611 | TN0004201281 | CIL11 | 32 | | | | | NC | 1 | 1 | 6 | |
| CIL DA2/5 15052023 | TNEOEJKAP2R7 | CIL23 | 32 | | | | | NC | 1 | 1 | 5 | |
| ATL | | | | | | | | | | | | |
| ATL Da 1/5 290808 | TN0004700266 | ATL08 | 32 | | | | | NC | 0 | 0 | 0 | |
| ATL Da 2/17 211012 | TN0004700472 | ATL12 | 32 | | | | | NC | 4 | 17 | 15 | |
| ATTIJARI LEASING | | | | | | | | | | | | |
| ATTIJARI LS ROMPU | TN0006610141 | TJLR | 32 | | | | | NC | 0 | 0 | 0 | |
| TJL DA 3/1 210717 | TN0006610448 | TJL17 | 32 | | | | | NC | 17 | 428 | 2 410 | |
| BH LEASING | | | | | | | | | | | | |
| ML DA 1/4 250515 | TN0006720072 | ML15 | 32 | | | | | NC | 7 | 7 | 4 | |
| HANNIBAL LEASE | | | | | | | | | | | | |
| HL DA 1/10 180817 | TN0007310378 | HL17 | 32 | | | | | NC | 0 | 0 | 0 | |
| HL DA37/100 090720 | TN0007310519 | HL20 | 32 | | | | | NC | 12 | 221 | 481 | |
| TELECOMMUNICATIONS | | | | | | | | | | | | |
| SOTETEL | | | | | | | | | | | | |
| SOTETEL Da1/6 | TN0006530059 | SOT01 | 32 | | | | | NC | 1 | 2 | 4 | |
| SOT Da 1/5 010102 | TN0006530067 | SOT02 | 32 | | | | | NC | 0 | 0 | 0 | |
| SOT Da 1/5 010703 | TN0006530075 | SOT03 | 32 | | | | | NC | 0 | 0 | 0 | |
| SOT Da 1/10 150704 | TN0006530083 | SOT04 | 32 | | | | | NC | 0 | 0 | 0 | |
| SOT Da1/23 010906 | TN0006530091 | SOT06 | 32 | | | | | NC | 1 | 7 | 2 | |
| DISTRIBUTION | | | | | | | | | | | | |
| MONOPRIX | | | | | | | | | | | | |
| MONOPRIX Da | TN0001000116 | MNPDA | 32 | | | | | NC | 0 | 0 | 0 | |
| MNP Da 1/2 100611 | TN0001000124 | MNP11 | 32 | | | | | NC | 0 | 0 | 0 | |
| MNP Da 1/5 040612 | TN0001000132 | MNP12 | 32 | | | | | NC | 0 | 0 | 0 | |
| MNP Da 1/5 160615 | TN0001000140 | MNP15 | 32 | 1 | 3 | 3 | 1,000 | | 9 | 13 | 11 | |
| MAGASIN GENERAL | | | | | | | | | | | | |
| MAG GEN Da 1/2 | TN0006440028 | MGDA4 | 32 | | | | | NC | 0 | 0 | 0 | |
| SOTUMAG | | | | | | | | | | | | |
| MGR Da1/3 050710 | TN0006580021 | MGR10 | 32 | | | | | NC | 0 | 0 | 0 | |
| MGR DA 1/10 201217 | TN0006580039 | MGR17 | 32 | | | | | NC | 0 | 0 | 0 | |
| ARTES | | | | | | | | | | | | |
| ARTES Da1/4 230712 | TN0007300023 | ART12 | 32 | | | | | NC | 0 | 0 | 0 | |
| ARTES Da1/5 040313 | TN0007300031 | ART13 | 32 | | | | | NC | 0 | 0 | 0 | |
| CITY CARS | | | | | | | | | | | | |
| CITY DA1/3 230919 | TN0007550023 | CTV19 | 32 | | | | | NC | 5 | 8 | 59 | |
| SMART TUNISIE | | | | | | | | | | | | |
| SMART DA1/5 070623 | TN71DY8X6058 | SMT23 | 32 | | | | | NC | 19 | 45 | 155 | |
| SMART DA1/6 111124 | TN7PHUMS9GW2 | SMT24 | 32 | | | | | NC | 29 | 111 | 321 | |
| VOYAGE ET LOISIRS | | | | | | | | | | | | |
| TUNISAIR | | | | | | | | | | | | |
| TUNISAIR - Da 01 | TN0001200419 | TAIDA | 32 | | | | | NC | 0 | 0 | 0 | |
| TUNISAIR - Da 04 | TN0001200468 | TAID4 | 32 | | | | | NC | 0 | 0 | 0 | |
| TAIR Da1/10 010799 | TN0001200476 | TAI99 | 32 | | | | | NC | 0 | 0 | 0 | |
| TAIR Da1/10 030700 | TN0001200492 | TAI00 | 32 | | | | | NC | 1 | 3 | 0 | |
| TUNISAIR Da 1/10 | TN0001200518 | TAI01 | 32 | | | | | NC | 1 | 27 | 1 | |
| TAIR Da1/22 | | | | | | | | | | | | |

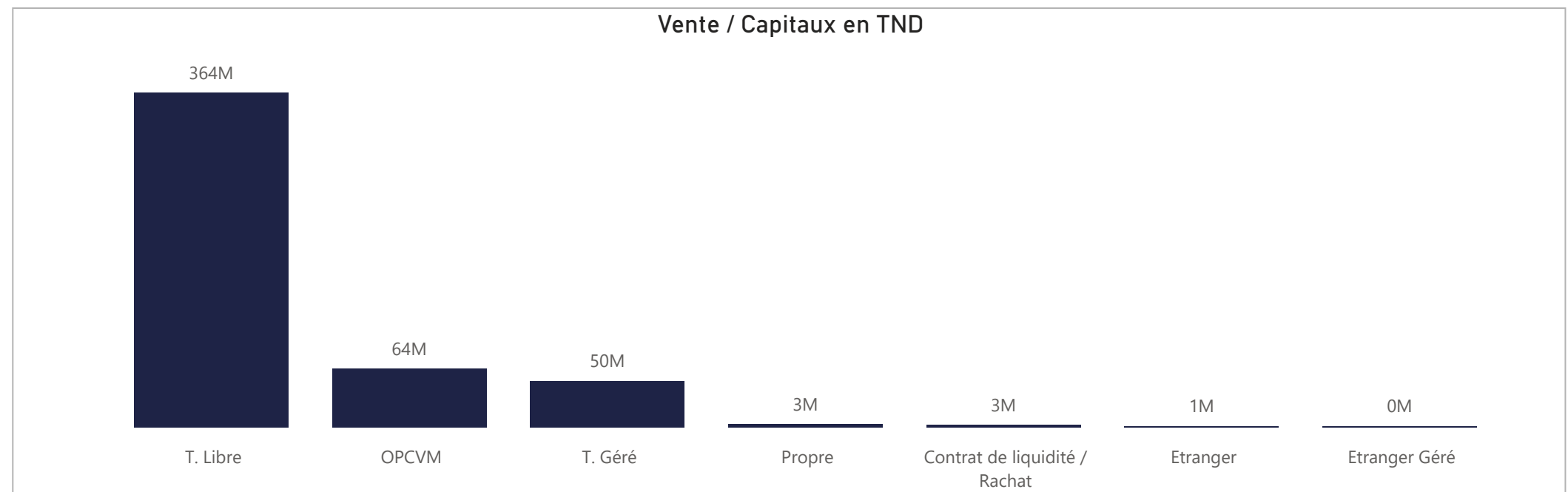
ACHAT

| Achat | Echanges | Quantité | Capitaux en TND | Capitaux en % |
|-------------------------------|----------------|-------------------|--------------------|----------------|
| T. Libre | 91 455 | 30 481 355 | 341 580 178 | 70,31% |
| OPCVM | 12 461 | 6 800 458 | 81 422 803 | 16,76% |
| T. Géré | 10 786 | 3 400 822 | 46 531 774 | 9,58% |
| Etranger | 1 280 | 707 598 | 8 655 198 | 1,78% |
| Propre | 1 072 | 727 236 | 7 028 972 | 1,45% |
| Contrat de liquidité / Rachat | 242 | 123 928 | 476 451 | 0,10% |
| Etranger Géré | 27 | 10 274 | 99 743 | 0,02% |
| Total | 117 323 | 42 251 671 | 485 795 120 | 100,00% |



VENTE

| Vente | Echanges | Quantité | Capitaux en TND | Capitaux en % |
|-------------------------------|----------------|-------------------|--------------------|----------------|
| T. Libre | 89 242 | 32 512 163 | 364 369 364 | 75,00% |
| OPCVM | 11 258 | 5 270 578 | 63 839 406 | 13,14% |
| T. Géré | 15 440 | 3 847 419 | 50 454 481 | 10,39% |
| Propre | 821 | 410 997 | 3 454 767 | 0,71% |
| Contrat de liquidité / Rachat | 348 | 136 229 | 2 690 320 | 0,55% |
| Etranger | 206 | 69 783 | 961 106 | 0,20% |
| Etranger Géré | 8 | 4 502 | 25 676 | 0,01% |
| Total | 117 323 | 42 251 671 | 485 795 120 | 100,00% |



ACHAT

Marché Principal

| Mois | Contrat de liquidité / Rachat | Etranger | Etranger Géré | OPCVM | Propre | T. Géré | T. Libre | Total |
|--------------|-------------------------------|------------------|---------------|-------------------|------------------|-------------------|--------------------|--------------------|
| janvier | 357 291 | 5 865 195 | 86 909 | 39 720 950 | 2 089 700 | 27 643 306 | 144 119 552 | 219 882 904 |
| février | 119 160 | 2 790 003 | 12 834 | 41 701 853 | 4 939 271 | 18 888 468 | 197 460 625 | 265 912 216 |
| 2 | 24 239 | 740 197 | 2 013 | 2 053 099 | 118 667 | 683 365 | 4 507 622 | 8 129 203 |
| 3 | 22 544 | 98 179 | 1 009 | 2 786 911 | 553 015 | 840 290 | 5 478 888 | 9 780 837 |
| 4 | 3 933 | 253 920 | | 1 653 614 | 92 795 | 805 280 | 4 953 168 | 7 762 709 |
| 5 | 21 493 | 4 725 | | 1 795 433 | 840 740 | 1 078 727 | 4 345 303 | 8 086 421 |
| 6 | | 69 256 | | 1 174 771 | 815 110 | 576 612 | 5 799 107 | 8 434 856 |
| 9 | 16 915 | 67 240 | | 1 301 796 | 141 767 | 654 166 | 4 393 023 | 6 574 907 |
| 10 | 23 952 | 64 979 | | 4 571 689 | 295 192 | 857 710 | 8 310 117 | 14 123 638 |
| 11 | | 156 153 | 2 496 | 760 558 | 45 240 | 836 183 | 5 151 946 | 6 952 577 |
| 12 | | 61 645 | | 782 701 | 166 220 | 729 085 | 3 777 903 | 5 517 554 |
| 13 | | | | 426 673 | 69 121 | 1 136 896 | 4 788 309 | 6 420 999 |
| 16 | | | 2 850 | 1 283 215 | 38 990 | 981 622 | 4 629 435 | 6 936 112 |
| 17 | | 78 523 | | 1 094 839 | 93 866 | 954 503 | 4 824 338 | 7 046 070 |
| 18 | | | | 2 038 277 | 411 819 | 981 846 | 20 697 729 | 24 129 670 |
| 19 | | 354 588 | 1 665 | 1 573 122 | 63 008 | 682 569 | 7 151 005 | 9 825 957 |
| 20 | | 129 470 | | 4 137 804 | 36 211 | 1 363 114 | 6 671 725 | 12 338 324 |
| 23 | 84 | | | 2 651 749 | 84 868 | 902 677 | 4 502 948 | 8 142 326 |
| 24 | | 230 180 | 876 | 3 554 014 | 312 867 | 1 286 610 | 6 324 912 | 11 709 459 |
| 25 | | 6 493 | 1 925 | 2 026 191 | 611 187 | 1 348 727 | 75 486 933 | 79 481 456 |
| 26 | | 219 951 | | 3 087 937 | 104 463 | 1 362 600 | 7 328 610 | 12 103 561 |
| 27 | 6 000 | 254 506 | | 2 947 459 | 44 125 | 825 887 | 8 337 604 | 12 415 581 |
| Total | 476 451 | 8 655 198 | 99 743 | 81 422 803 | 7 028 972 | 46 531 774 | 341 580 178 | 485 795 120 |

Marché de Bloc

| Mois | T. Libre | Total |
|--------------|-------------------|-------------------|
| janvier | 4 345 300 | 4 345 300 |
| février | 67 271 000 | 67 271 000 |
| 11 | 1 122 000 | 1 122 000 |
| 25 | 66 149 000 | 66 149 000 |
| Total | 71 616 300 | 71 616 300 |

VENTE

Marché Principal

| Mois | Contrat de liquidité / Rachat | Etranger | Etranger Géré | OPCVM | Propre | T. Géré | T. Libre | Total |
|--------------|-------------------------------|----------------|---------------|-------------------|------------------|-------------------|--------------------|--------------------|
| janvier | 437 318 | 641 174 | 22 682 | 35 671 117 | 532 921 | 26 363 928 | 156 213 763 | 219 882 904 |
| février | 2 253 002 | 319 932 | 2 994 | 28 168 288 | 2 921 846 | 24 090 553 | 208 155 601 | 265 912 216 |
| 2 | 43 274 | 21 464 | | 1 055 831 | 86 200 | 904 086 | 6 018 348 | 8 129 203 |
| 3 | 44 236 | 5 518 | | 1 070 573 | 56 814 | 894 462 | 7 709 235 | 9 780 837 |
| 4 | 48 986 | 26 516 | | 1 237 234 | 49 726 | 995 648 | 5 404 599 | 7 762 709 |
| 5 | 66 947 | 96 757 | | 1 499 830 | 29 834 | 1 524 824 | 4 868 230 | 8 086 421 |
| 6 | 45 457 | 11 260 | | 2 659 215 | 49 239 | 641 015 | 5 028 670 | 8 434 856 |
| 9 | 65 718 | | 2 994 | 1 529 266 | 37 251 | 568 743 | 4 370 935 | 6 574 907 |
| 10 | 28 207 | 5 886 | | 628 321 | 39 556 | 596 001 | 12 825 668 | 14 123 638 |
| 11 | 5 822 | 7 996 | | 932 589 | 32 993 | 930 917 | 5 042 259 | 6 952 577 |
| 12 | 10 806 | 35 | | 354 785 | 793 | 1 056 504 | 4 094 632 | 5 517 554 |
| 13 | 47 850 | 2 040 | | 256 832 | 59 925 | 931 790 | 5 122 562 | 6 420 999 |
| 16 | 48 070 | 174 | | 195 842 | 108 | 806 856 | 5 885 062 | 6 936 112 |
| 17 | 48 374 | 7 460 | | 405 298 | 433 106 | 979 375 | 5 172 457 | 7 046 070 |
| 18 | 49 184 | | | 864 502 | 32 525 | 1 458 640 | 21 724 820 | 24 129 670 |
| 19 | 49 441 | | | 1 165 865 | 13 500 | 1 065 233 | 7 531 917 | 9 825 957 |
| 20 | 49 497 | | | 3 713 087 | 396 911 | 2 047 882 | 6 130 946 | 12 338 324 |
| 23 | 48 317 | | | 776 212 | 58 943 | 1 515 581 | 5 743 273 | 8 142 326 |
| 24 | 49 640 | | | 2 882 499 | 46 680 | 1 776 873 | 6 953 767 | 11 709 459 |
| 25 | 418 357 | 6 700 | | 1 844 917 | 719 555 | 2 013 778 | 74 478 150 | 79 481 456 |
| 26 | 48 922 | | | 3 218 287 | 560 486 | 673 058 | 7 602 808 | 12 103 561 |
| 27 | 1 035 898 | 128 127 | | 1 877 303 | 217 702 | 2 709 287 | 6 447 264 | 12 415 581 |
| Total | 2 690 320 | 961 106 | 25 676 | 63 839 406 | 3 454 767 | 50 454 481 | 364 369 364 | 485 795 120 |

Marché de Bloc

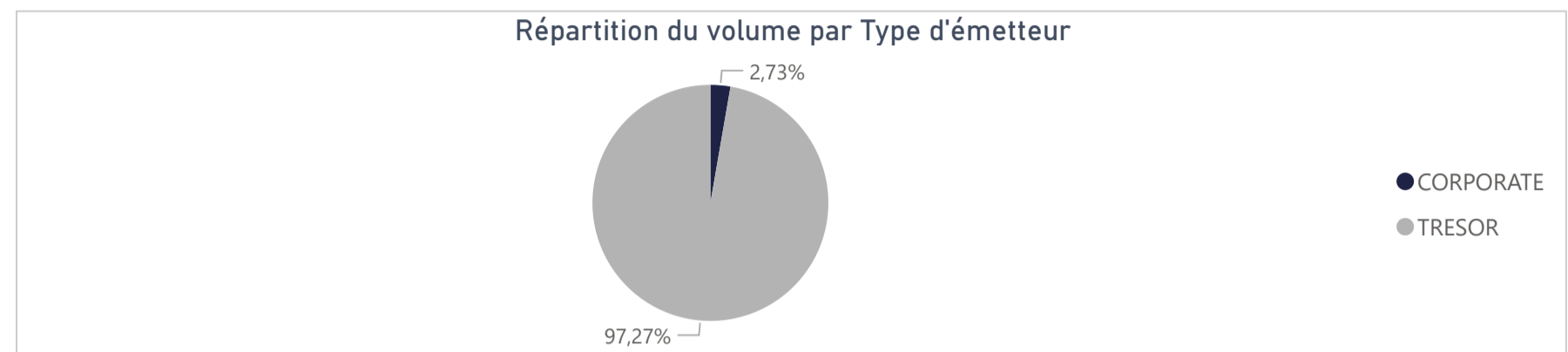
| Mois | T. Libre | Total |
|--------------|-------------------|-------------------|
| janvier | 4 345 300 | 4 345 300 |
| février | 67 271 000 | 67 271 000 |
| 11 | 1 122 000 | 1 122 000 |
| 25 | 66 149 000 | 66 149 000 |
| Total | 71 616 300 | 71 616 300 |

116 737 348

Capitaux traités sur l'année en TND

| Marché | Echanges | Quantité | Capitaux en TND |
|---------------------------|----------|----------|-----------------|
| Cote : Titres de Créances | 104 | 297 279 | 116 737 348 |

| Type d'émetteur | Echanges | Quantité | Capitaux en TND | Capitaux en % |
|-----------------|------------|----------------|--------------------|----------------|
| TRESOR | 102 | 266 179 | 113 548 687 | 97,27% |
| CORPORATE | 2 | 31 100 | 3 188 661 | 2,73% |
| Total | 104 | 297 279 | 116 737 348 | 100,00% |



| Achat | Echanges | Quantité | Capitaux en TND | Capitaux en % |
|--------------|------------|----------------|--------------------|----------------|
| Propre | 27 | 86 644 | 91 950 538 | 78,77% |
| OPCVM | 51 | 200 693 | 24 694 308 | 21,15% |
| T. Libre | 16 | 7 135 | 64 773 | 0,06% |
| T. Géré | 10 | 2 807 | 27 729 | 0,02% |
| Total | 104 | 297 279 | 116 737 348 | 100,00% |

| Vente | Echanges | Quantité | Capitaux en TND | Capitaux en % |
|--------------|------------|----------------|--------------------|----------------|
| OPCVM | 49 | 211 437 | 109 212 357 | 93,55% |
| Propre | 1 | 70 000 | 7 192 299 | 6,16% |
| T. Libre | 42 | 13 226 | 186 854 | 0,16% |
| T. Géré | 12 | 2 616 | 145 838 | 0,12% |
| Total | 104 | 297 279 | 116 737 348 | 100,00% |

Répartition des capitaux traités en TND par catégorie de donneurs d'ordres

| ACHAT | | | | | |
|--------------|-------------------|-------------------|---------------|---------------|--------------------|
| Mois | OPCVM | Propre | T. Géré | T. Libre | Total |
| janvier | 20 166 467 | | 24 748 | 40 978 | 20 232 194 |
| février | 4 527 841 | 91 950 538 | 2 981 | 23 795 | 96 505 155 |
| 2 | 1 175 | | | 1 826 | 3 001 |
| 4 | 174 446 | | | | 174 446 |
| 6 | | | | 646 | 646 |
| 9 | 118 438 | | | | 118 438 |
| 10 | 1 717 | | | | 1 717 |
| 11 | 2 290 | | | 19 636 | 21 926 |
| 12 | 46 775 | | | 1 687 | 48 461 |
| 13 | 839 807 | | | | 839 807 |
| 16 | 5 957 | | | | 5 957 |
| 17 | 563 | | | | 563 |
| 18 | 160 | | 1 915 | | 2 076 |
| 20 | 3 179 689 | | | | 3 179 689 |
| 23 | 325 | | 1 065 | | 1 391 |
| 24 | 648 | | | | 648 |
| 26 | | 91 950 538 | | | 91 950 538 |
| 27 | 155 850 | | | | 155 850 |
| Total | 24 694 308 | 91 950 538 | 27 729 | 64 773 | 116 737 348 |

| VENTE | | | | | |
|--------------|--------------------|------------------|----------------|----------------|--------------------|
| Mois | OPCVM | Propre | T. Géré | T. Libre | Total |
| janvier | 12 951 630 | 7 192 299 | 8 142 | 80 123 | 20 232 194 |
| février | 96 260 728 | | 137 696 | 106 731 | 96 505 155 |
| 2 | | | | 3 001 | 3 001 |
| 4 | 163 697 | | | 10 749 | 174 446 |
| 6 | | | | 646 | 646 |
| 9 | 118 438 | | | | 118 438 |
| 10 | | | | 1 717 | 1 717 |
| 11 | | | 16 095 | 5 830 | 21 926 |
| 12 | | | | 48 461 | 48 461 |
| 13 | 838 258 | | | 1 549 | 839 807 |
| 16 | | | | 5 957 | 5 957 |
| 17 | | | | 563 | 563 |
| 18 | | | 160 | 1 915 | 2 076 |
| 20 | 3 070 222 | | 89 424 | 20 043 | 3 179 689 |
| 23 | | | | 1 391 | 1 391 |
| 24 | | | 648 | | 648 |
| 26 | 91 950 538 | | | | 91 950 538 |
| 27 | 119 573 | | 31 368 | 4 908 | 155 850 |
| Total | 109 212 357 | 7 192 299 | 145 838 | 186 854 | 116 737 348 |

| Séance du jour | | | | | | | | | | | | | | Année 2026 | | | |
|--------------------|---------------|-------|--------|----------|----------|-----------------|--------------|--------------|------------|------------------|-----------|-----------|----------------|------------|----------|-----------------|--|
| Valeur | Code ISIN | MNEMO | Groupe | Echanges | Quantité | Capitaux en TND | Clôture en % | Var. du Jour | Indicateur | VWAP Veille en % | VWAP en % | Var. VWAP | Ouverture en % | Echanges | Quantité | Capitaux en TND | |
| BTA 6.3% Oct 2026 | TN0008000580 | B1026 | 21 | | | | 98,000 | 0,00 % | NC | | | | 98,000 | 0 | 0 | 0 | |
| BTA6.7% Avril 2028 | TN0008000606 | B0428 | 21 | | | | 93,100 | 0,00 % | NC | | | | 93,100 | 0 | 0 | 0 | |
| BTA 6.3% Mars 2026 | TN0008000622 | B0326 | 21 | | | | 99,980 | 0,00 % | NC | 99,980 | | | 99,660 | 29 | 87 662 | 93 020 242 | |
| BTA 6.6% Mars 2027 | TN0008000655 | B0327 | 21 | | | | 98,000 | 0,00 % | NC | | | | 97,100 | 1 | 158 | 163 697 | |
| BTA 7,5% Juil 2032 | TN0008000663 | B0732 | 21 | | | | 97,000 | 0,00 % | NC | | | | 97,000 | 0 | 0 | 0 | |
| BTA 7% Juil 2028 | TN0008000697 | B0728 | 21 | | | | 90,500 | 0,00 % | NC | | | | 90,500 | 0 | 0 | 0 | |
| BTA 7,2% Fev 2027 | TN0008000721 | B0227 | 21 | 1 | 120 | 119 573 | 99,250 | 0,52 % | | | 99,250 | | 97,590 | 5 | 8 820 | 9 281 282 | |
| BTA 7,4% Fev 2030 | TN0008000739 | B0230 | 21 | | | | 94,970 | 0,00 % | NC | | | | 93,450 | 5 | 144 | 139 741 | |
| BTA 7,2% Mai 2027 | TN0008000747 | B0527 | 21 | 1 | 30 | 31 368 | 98,760 | 0,33 % | | | 98,760 | | 96,510 | 2 | 75 | 78 142 | |
| BTA 8% Nov 2030 | TN0008000762 | B1130 | 21 | | | | 97,000 | 0,00 % | NC | | | | 97,000 | 0 | 0 | 0 | |
| BTA 7,3% Dec 2027 | TN0008000770 | B1227 | 21 | | | | 91,050 | 0,00 % | NC | | | | 91,050 | 0 | 0 | 0 | |
| BTA 7,5% Janv 2028 | TN0008000796 | B0128 | 21 | | | | 100,000 | 0,00 % | NC | | | | 100,000 | 0 | 0 | 0 | |
| BTA 8% Mars 2033 | TN0008000804 | B0333 | 21 | | | | 100,000 | 0,00 % | NC | | | | 100,000 | 0 | 0 | 0 | |
| BTA 7,5% Dec 2028 | TN0008000812 | B1228 | 21 | | | | 94,720 | 0,00 % | NC | | | | 94,720 | 0 | 0 | 0 | |
| BTA 8,8% Sept 2032 | TN14N15D7B2 | B0932 | 21 | | | | 100,000 | 0,00 % | NC | | | | 100,000 | 0 | 0 | 0 | |
| BTA 8% Janv 2029 | TNHUVZNLATV4 | B0129 | 21 | | | | 100,000 | 0,00 % | NC | | | | 100,000 | 0 | 0 | 0 | |
| BTA 8,25% Juin2031 | TNN05OORH1F1 | B0631 | 21 | | | | 95,300 | 0,00 % | NC | | | | 95,300 | 0 | 0 | 0 | |
| BTA 9% sept 2029 | TNLRQIPOJY4 | B0929 | 21 | | | | 99,100 | 0,00 % | NC | | | | 98,700 | 2 | 430 | 438 126 | |
| BTA 9,4% aout 2033 | TNNUS2JABSF6 | B0833 | 21 | | | | 99,950 | 0,00 % | NC | | | | 100,010 | 1 | 800 | 831 328 | |
| BTA 9,5% aout 2035 | TN19GXXADLD0 | B0835 | 21 | | | | 100,000 | 0,00 % | NC | | | | 100,000 | 0 | 0 | 0 | |
| BTA 9,70% Oct 2027 | TN9EGII9CQ82 | B1027 | 21 | | | | 101,270 | 0,00 % | NC | | | | 100,000 | 1 | 50 | 52 017 | |
| BTA 9,87% Oct 2031 | TNOODT102PF5 | B1031 | 21 | | | | 100,000 | 0,00 % | NC | | | | 100,000 | 0 | 0 | 0 | |
| BTA 9,80% Oct 2028 | TN87SF5T9RO3 | B1028 | 21 | | | | 100,000 | 0,00 % | NC | | | | 100,000 | 0 | 0 | 0 | |
| BTA 9,89% Juin2033 | TNI5BPOGW9F1 | B0633 | 21 | | | | 100,000 | 0,00 % | NC | | | | 100,000 | 0 | 0 | 0 | |
| BTA 9,90% Dec 2034 | TNXJGTXAROH4 | B1234 | 21 | | | | 100,000 | 0,00 % | NC | | | | 100,000 | 0 | 0 | 0 | |
| BTA 9,87% Janv2032 | TNCYAUIJ413 | B0132 | 21 | | | | 102,110 | 0,00 % | NC | | | | 101,310 | 1 | 550 | 562 200 | |
| BTA 9,83% mars2034 | TNV7HGOLTYL8 | B0334 | 21 | | | | 100,000 | 0,00 % | NC | | | | 100,000 | 0 | 0 | 0 | |
| BTA 9,28% juin2028 | TNL8K8A9Q440 | B0628 | 21 | | | | 100,000 | 0,00 % | NC | | | | 100,000 | 0 | 0 | 0 | |
| BTA 9,49% juin2034 | TNBF55WVBO32 | B0634 | 21 | | | | 100,000 | 0,00 % | NC | | | | 100,000 | 0 | 0 | 0 | |
| BTA 9,37% juin2029 | TNNC65Z1UFM6 | B0629 | 21 | | | | 100,270 | 0,00 % | NC | | | | 100,000 | 1 | 100 | 105 687 | |
| BTA 9,45% juil2035 | TNEHPA8HGPD7 | B0735 | 21 | | | | 100,000 | 0,00 % | NC | | | | 100,000 | 0 | 0 | 0 | |
| BTA 9,31% juin2030 | TNXS9NK4WGP1 | B0630 | 21 | | | | 99,930 | 0,00 % | NC | | | | 100,730 | 1 | 150 | 155 711 | |
| BTA 9,28% mars2029 | TN5NNTY0MW72 | B0329 | 21 | | | | 100,000 | 0,00 % | NC | | | | 100,000 | 0 | 0 | 0 | |
| BTA 9,40% Dec 2035 | TNQEVW1AZTU8 | B1235 | 21 | | | | 100,000 | 0,00 % | NC | | | | 100,000 | 0 | 0 | 0 | |
| BTA 7,75% Mars2035 | TNRZET64V1L9 | B0335 | 21 | | | | 100,000 | 0,00 % | NC | | | | 100,000 | 0 | 0 | 0 | |
| BTA 7,75% Mars2036 | TN673BVAIRO4 | B0336 | 21 | | | | 100,000 | 0,00 % | NC | | | | 100,000 | 0 | 0 | 0 | |
| BTA 7,75% Mars2038 | TNEF0249ZM68 | B0338 | 21 | | | | 100,000 | 0,00 % | NC | | | | 100,000 | 0 | 0 | 0 | |
| ENAT2021 8,70%A PP | TN0008000820 | NA26 | 21 | | | | 95,000 | 0,00 % | NC | | | | 97,500 | 1 | 100 | 499 | |
| E NAT 2021 8,80% B | TN0008000838 | NB26 | 21 | | | | 100,000 | 0,00 % | NC | | | | 100,000 | 1 | 5 000 | 524 833 | |
| E NAT 2021 8,90% C | TN0008000846 | NC28 | 21 | | | | 93,000 | 0,00 % | NC | | | | 93,000 | 0 | 0 | 0 | |
| ENAT2021 8,70%APP | TN0008000887 | NA226 | 21 | | | | 97,000 | 0,00 % | NC | | | | 97,000 | 0 | 0 | 0 | |
| ENAT2 2021 8,80% B | TN0008000895 | NB226 | 21 | | | | 100,000 | 0,00 % | NC | | | | 100,000 | 0 | 0 | 0 | |
| ENAT2 2021 8,90% C | TN0008000903 | NC228 | 21 | | | | 95,000 | 0,00 % | NC | | | | 95,000 | 1 | 6 | 5 957 | |
| ENAT2 HASSAN21 APP | TN0008000853 | NH226 | 21 | | | | 100,000 | 0,00 % | NC | | | | 100,000 | 0 | 0 | 0 | |
| ENAT32021 8,70%APP | TNZBXQU5RZ91 | NA3F6 | 21 | | | | 95,000 | 0,00 % | NC | | | | 97,000 | 6 | 2 208 | 11 147 | |
| ENT32021T+2,45%APP | TNSUXW7EBUQ0 | NA3V6 | 21 | | | | 95,000 | 0,00 % | NC | | | | 95,000 | 0 | 0 | 0 | |
| ENAT3 2021 8,80% B | TNYZ06UGUZ33 | NB3F6 | 21 | | | | 94,500 | 0,00 % | NC | | | | 94,500 | 0 | 0 | 0 | |
| ENAT32021 T+2,55%B | TN5QHXZ8T348 | NB3V6 | 21 | | | | 100,000 | 0,00 % | NC | | | | 100,000 | 0 | 0 | 0 | |
| ENAT3 2021 8,90% C | TN3QL5M1QLW6 | NC3F8 | 21 | | | | 100,000 | 0,00 % | NC | | | | 100,000 | 0 | 0 | 0 | |
| ENAT32021 T+2,65%C | TNJP2LPLVCV1 | NC3V8 | 21 | | | | 100,000 | 0,00 % | NC | | | | 100,000 | 0 | 0 | 0 | |
| ENAT3 HASSAN21 APP | TNESI87AYZT5 | NHA36 | 21 | | | | 100,000 | 0,00 % | NC | | | | 100,000 | 0 | 0 | 0 | |
| ENAT3 HASSAN2021 B | TNVSDML2VYJ5 | NHB36 | 21 | | | | 100,000 | 0,00 % | NC | | | | 100,000 | 0 | 0 | 0 | |
| ENAT3 HASSAN2021 C | TNJQ3VIAM1R9 | NHC38 | 21 | | | | 100,000 | 0,00 % | NC | | | | 100,000 | 0 | 0 | 0 | |
| ENAT1 2022 A 8,80% | TNPSLOPEJVO7 | NAF27 | 21 | 1 | 459 | 4 908 | 98,500 | -1,70 % | | | 98,500 | | 95,000 | 20 | 13 126 | 141 397 | |
| ENAT1 2022A T+2,4% | TNLEGO8CKWX3 | NAV27 | 21 | | | | 100,000 | 0,00 % | NC | | | | 92,500 | 1 | 1 170 | 12 714 | |
| ENAT1 2022 B 8,90% | TNHGZVXQ3BG0 | NBF29 | 21 | | | | 98,000 | 0,00 % | NC | | | | 100,000 | 1 | 20 | 1 688 | |
| ENAT1 2022B T+2,5% | TN0OU20VQY55 | NBV29 | 21 | | | | 100,000 | 0,00 % | NC | | | | 100,000 | 0 | 0 | 0 | |
| ENAT1 2022 C 9,10% | TN5XXZZ454U2 | NCF32 | 21 | | | | 100,000 | 0,00 % | NC | | | | 100,000 | 0 | 0 | 0 | |
| ENAT1 2022CT+2,65% | TNQHMI7RBR5 | NCV32 | 21 | | | | 100,000 | 0,00 % | NC | | | | 100,000 | 0 | 0 | 0 | |
| ENAT1 HASSAN2022 A | TNCDR74CL701 | NHA27 | 21 | | | | 100,000 | 0,00 % | NC | | | | 100,000 | 0 | 0 | 0 | |
| ENAT1 HASSAN2022 B | TNBH89XIP394 | NHB29 | 21 | | | | 100,000 | 0,00 % | NC | | | | 100,000 | 0 | 0 | 0 | |
| ENAT1 HASSAN2022 C | TNW11CNSIM5T4 | NHC32 | 21 | | | | 100,000 | 0,00 % | NC | | | | 100,000 | 0 | 0 | 0 | |
| ENAT22022 9,25%APP | TNJ1M1ZAWYG5 | NA2F7 | 21 | | | | 100,400 | 0,00 % | NC | | | | 99,000 | 3 | 23 000 | 245 209 | |
| ENT2 22 T+2,15%APP | TNQCK0BPZ5A4 | NA2V7 | 21 | | | | 100,000 | 0,00 % | NC | | | | 100,000 | 1 | 1 500 | 15 830 | |
| ENAT2 2022 9,35% B | TNQVHBSWZ2K2 | NB2F9 | 21 | | | | 97,100 | 0,00 % | NC | | | | 101,750 | 1 | 100 | 8 250 | |
| ENAT22022 T+2,2% B | TNFOOWIRGBH7 | NB2V9 | 21 | | | | 100,000 | 0,00 % | NC | | | | 100,000 | 0 | 0 | 0 | |
| ENAT2 2022 9,60% C | TN19E02MTU05 | NC2F2 | 21 | | | | 100,700 | 0,00 % | NC | | | | 100,700 | 0 | 0 | 0 | |
| ENAT2 2022T+2,40%C | TN11TIB0EPV4 | NC2V2 | 21 | | | | 100,000 | 0,00 % | NC | | | | 100,000 | 0 | 0 | 0 | |
| ENAT2 HASSAN22 APP | TNM460WVVRP06 | NH2A7 | 21 | | | | 65,000 | 0,00 % | NC | | | | 65,000 | 0 | 0 | 0 | |
| ENAT2 HASSAN2022 B | TNU9AUB15T16 | NH2B9 | 21 | | | | 100,000 | 0,00 % | NC | | | | 100,000 | 0 | 0 | 0 | |
| ENAT2 HASSAN2022 C | TN714WHHWNW4 | NH2C2 | 21 | | | | 100,000 | 0,00 % | NC | | | | 100,000 | 0 | 0 | 0 | |
| ENAT32022 9,25%APP | TNXNSU5ILB12 | NA3F7 | 21 | | | | 93,000 | 0,00 % | NC | | | | 93,000 | 0 | 0 | 0 | |
| ENT3 22 T+2,15%APP | TNWL1ODSWXK1 | NA3V7 | 21 | | | | 99,000 | 0,00 % | NC | | | | 99,000 | 0 | 0 | 0 | |
| ENAT3 2022 9,35% B | TNRRGVSCDE36 | NB3F9 | 21 | | | | 100,170 | 0,00 % | NC | | | | 100,170 | 0 | 0 | 0 | |
| ENAT32022 T+2,2% B | TN0JN6PVVH38 | NB3V9 | 21 | | | | 100,000 | 0,00 % | NC | | | | 100,000 | 0 | 0 | 0 | |
| ENAT3 2022 9,60% C | TN4A4WPDZOC1 | NC3F2 | 21 | | | | 100,000 | 0,00 % | NC | | | | 100,000 | 0 | 0 | 0 | |
| ENAT3 2022T+2,40%C | TNI290I5G66 | NC3V2 | 21 | | | | 100,000 | 0,00 % | NC | | | | 100,000 | 0 | 0 | 0 | |
| ENAT42022 9,35%APP | T | | | | | | | | | | | | | | | | |

| Séance du jour | | | | | | | | | | | | | | Année 2026 | | | |
|---------------------|------------------------------|---------------|-------|--------|----------|----------|-----------------|--------------|--------------|------------|------------------|-----------|-----------|----------------|----------|----------|-----------------|
| Valeur | Emetteur | Code ISIN | MNEMO | Groupe | Echanges | Quantité | Capitaux en TND | Clôture en % | Var. du Jour | Indicateur | VWAP Veille en % | VWAP en % | Var. VWAP | Ouverture en % | Echanges | Quantité | Capitaux en TND |
| BTE0930 5.85%AP20 | BTE | TN0001300607 | BE10B | 21 | | | | 100,000 | 0,00 % | NC | | | | 100,000 | 0 | 0 | 0 |
| BTE0232 6.25%P20 | BTE | TN0001300623 | BE11F | 21 | | | | 100,000 | 0,00 % | NC | | | | 100,000 | 0 | 0 | 0 |
| BTEB0127 11.5%P7-2 | BTE | TN0001300680 | BE9BF | 21 | | | | 100,000 | 0,00 % | NC | | | | 100,000 | 0 | 0 | 0 |
| BTEB0127T+3.25P7-2 | BTE | TN0001300698 | BE9BV | 21 | | | | 100,000 | 0,00 % | NC | | | | 100,000 | 0 | 0 | 0 |
| BSA0627 8.75% P5PP | BIAT | TN059Z110G78 | B22AF | 21 | | | | 100,000 | 0,00 % | NC | | | | 100,000 | 0 | 0 | 0 |
| BSA0627T+2.55%P5PP | BIAT | TN2XZZTDCR70 | B22AV | 21 | | | | 100,000 | 0,00 % | NC | | | | 100,000 | 0 | 0 | 0 |
| BSB0627 8.75% P5 | BIAT | TNBLRFH96SL4 | B22BF | 21 | | | | 100,130 | 0,00 % | NC | | | | 100,130 | 0 | 0 | 0 |
| BSB0627T+2.55% P5 | BIAT | TNUALDKV3BS3 | B22BV | 21 | | | | 100,000 | 0,00 % | NC | | | | 100,000 | 0 | 0 | 0 |
| BSC0627 9.15% IF5 | BIAT | TNODT45XV9P9 | B22CF | 21 | | | | 98,440 | 0,00 % | NC | | | | 98,440 | 0 | 0 | 0 |
| BSC0627T+2.95% IF5 | BIAT | TN9MG9S138K0 | B22CV | 21 | | | | 91,720 | 0,00 % | NC | | | | 91,720 | 0 | 0 | 0 |
| BSD0629 9.20% P7-2 | BIAT | TN8J8QFA4123 | B22DF | 21 | | | | 100,000 | 0,00 % | NC | | | | 100,000 | 0 | 0 | 0 |
| BSD0629 T+3% P7-2 | BIAT | TNGOJL11N67 | B22DV | 21 | | | | 100,000 | 0,00 % | NC | | | | 100,000 | 0 | 0 | 0 |
| BSE0629 9.45% IF7 | BIAT | TNPZ2BZUFO23 | B22EF | 21 | | | | 100,000 | 0,00 % | NC | | | | 100,000 | 0 | 0 | 0 |
| BSE0629T+3.25% IF7 | BIAT | TN4IAOG12753 | B22EV | 21 | | | | 100,000 | 0,00 % | NC | | | | 100,000 | 0 | 0 | 0 |
| BSF0632 9.60%P10-5 | BIAT | TNGQ611JKPR4 | B22FF | 21 | | | | 100,000 | 0,00 % | NC | | | | 100,000 | 0 | 0 | 0 |
| BSF0632T+3.35P10-5 | BIAT | TNDJUT047VF9 | B22FV | 21 | | | | 100,180 | 0,00 % | NC | | | | 100,180 | 0 | 0 | 0 |
| BSG0632 9.70% IF10 | BIAT | TNFSFT39R800 | B22GF | 21 | | | | 100,760 | 0,00 % | NC | | | | 100,760 | 0 | 0 | 0 |
| BSG0632T+3.45%IF10 | BIAT | TNHD4NKEWF69 | B22GV | 21 | | | | 100,000 | 0,00 % | NC | | | | 100,000 | 0 | 0 | 0 |
| BH SC0326 10.3P7-2 | BH BANK | TN0001901115 | B59CF | 21 | | | | 100,000 | 0,00 % | NC | | | | 100,000 | 0 | 0 | 0 |
| BH SC0326T+2.6P7-2 | BH BANK | TN0001901123 | B59CV | 21 | | | | 100,000 | 0,00 % | NC | | | | 100,000 | 0 | 0 | 0 |
| BHSA1026T+2.55P5-1 | BH BANK | TNSH8NXC1WC4 | BS21A | 21 | | | | 100,860 | 0,00 % | NC | | | | 100,860 | 0 | 0 | 0 |
| BHSB1026T+2.7%INF5 | BH BANK | TNIHW049ARG5 | BS21B | 21 | | | | 100,000 | 0,00 % | NC | | | | 100,000 | 0 | 0 | 0 |
| BH SC1028 9.1%P7-2 | BH BANK | TNOPIDORGAE6 | BS21C | 21 | | | | 99,970 | 0,00 % | NC | | | | 99,970 | 0 | 0 | 0 |
| BHSD1028T+2.9%P7-2 | BH BANK | TNA4HARL4UU5 | BS21D | 21 | | | | 100,000 | 0,00 % | NC | | | | 100,000 | 0 | 0 | 0 |
| STB0528T+1.75%AP20 | STB | TN0002601003 | ST8BC | 21 | | | | 100,000 | 0,00 % | NC | | | | 100,000 | 0 | 0 | 0 |
| STB0533 T+2.0%AP25 | STB | TN0002601011 | ST8BD | 21 | | | | 100,000 | 0,00 % | NC | | | | 100,000 | 0 | 0 | 0 |
| STB SC1126 11%P7-2 | STB | TN0002601169 | S91CF | 21 | | | | 100,150 | 0,00 % | NC | | | | 100,150 | 0 | 0 | 0 |
| STBSC1126T+2.8P7-2 | STB | TN0002601177 | S91CV | 21 | | | | 100,000 | 0,00 % | NC | | | | 100,000 | 0 | 0 | 0 |
| STBSD1126 11.5%IF7 | STB | TN0002601185 | S891D | 21 | | | | 100,000 | 0,00 % | NC | | | | 100,000 | 0 | 0 | 0 |
| STB SC0427 11%P7-2 | STB | TN0002601219 | S20CF | 21 | | | | 100,150 | 0,00 % | NC | | | | 100,150 | 0 | 0 | 0 |
| STBSA0127 8.7% AP5 | STB | TNWQSQOMZ65V8 | S21AF | 21 | | | | 99,520 | 0,00 % | NC | | | | 99,520 | 0 | 0 | 0 |
| STBSA0127T+2.3%AP5 | STB | TN8X3GZLYOR8 | S21AV | 21 | | | | 98,820 | 0,00 % | NC | | | | 98,820 | 0 | 0 | 0 |
| STBSB0127 8.95%IF5 | STB | TNTGLIP3KDL6 | S21BF | 21 | | | | 100,000 | 0,00 % | NC | | | | 100,000 | 0 | 0 | 0 |
| STBSB0127T+2.55IF5 | STB | TN4UMPL967X2 | S21BV | 21 | | | | 100,000 | 0,00 % | NC | | | | 100,000 | 0 | 0 | 0 |
| STBSC0127 9.1% AP5 | STB | TNXFR5BNBPM9 | S21CF | 21 | | | | 100,000 | 0,00 % | NC | | | | 100,000 | 0 | 0 | 0 |
| STBSC0127T+2.7%AP5 | STB | TN2MYCPO47G7 | S21CV | 21 | | | | 100,000 | 0,00 % | NC | | | | 100,000 | 0 | 0 | 0 |
| STBSD0127 9.35%IF5 | STB | TNL6Z2LXMEP5 | S21DF | 21 | | | | 100,000 | 0,00 % | NC | | | | 100,000 | 0 | 0 | 0 |
| STBSE0127 8.7% AP5 | STB | TNOR77XCOAH0 | S21EF | 21 | | | | 100,000 | 0,00 % | NC | | | | 100,000 | 0 | 0 | 0 |
| AB0528 7.0%AP20 | AB | TN0003400330 | AB58B | 21 | | | | 100,000 | 0,00 % | NC | | | | 100,000 | 0 | 0 | 0 |
| ABSC0228 9.4%AP7-2 | AB | TN0003400678 | AB53C | 21 | | | | 100,000 | 0,00 % | NC | | | | 100,000 | 0 | 0 | 0 |
| AB SA0428T+2.7P7-2 | AB | TN0003400686 | AB51A | 21 | | | | 100,000 | 0,00 % | NC | | | | 100,000 | 0 | 0 | 0 |
| AB SB0431T+2.8AP10 | AB | TN0003400694 | AB51B | 21 | | | | 100,000 | 0,00 % | NC | | | | 100,000 | 0 | 0 | 0 |
| ABSA1028 10.05%AP5 | AB | TNDE9EH7SA12 | AB3AF | 21 | | | | 100,000 | 0,00 % | NC | | | | 100,000 | 0 | 0 | 0 |
| ABSA1028T+2.15%AP5 | AB | TNL8PGUB9C93 | AB3AV | 21 | | | | 100,000 | 0,00 % | NC | | | | 100,000 | 0 | 0 | 0 |
| ABSC1030 10.2%P7-2 | AB | TN5PTKYMCD13 | AB3CF | 21 | | | | 100,000 | 0,00 % | NC | | | | 100,000 | 0 | 0 | 0 |
| ABSC1030T+2.3%P7-2 | AB | TNTMJ1DJ45H4 | AB3CV | 21 | | | | 100,000 | 0,00 % | NC | | | | 100,000 | 0 | 0 | 0 |
| ABSD1030 10.3% IF7 | AB | TNOGGAF4RX47 | AB3DF | 21 | | | | 100,000 | 0,00 % | NC | | | | 100,000 | 0 | 0 | 0 |
| ABSD1030 T+2.4%IF7 | AB | TNR3ZRJWC984 | AB3DV | 21 | | | | 100,000 | 0,00 % | NC | | | | 100,000 | 0 | 0 | 0 |
| ABSA1130T+1.65%AP5 | AB | TNQK7QIECB53 | AB55A | 21 | | | | 100,000 | 0,00 % | NC | | | | 100,000 | 0 | 0 | 0 |
| ABSB1132T+1.75P7-2 | AB | TNA3Z7AYXXX2 | AB55B | 21 | | | | 100,000 | 0,00 % | NC | | | | 100,000 | 1 | 30 000 | 3 070 222 |
| ATB0527T+1.75%AP20 | ATB | TN0003600491 | ATB7C | 21 | | | | 100,000 | 0,00 % | NC | | | | 100,000 | 0 | 0 | 0 |
| ATB0532T+2.0%AP25 | ATB | TN0003600509 | ATB7D | 21 | | | | 100,000 | 0,00 % | NC | | | | 100,000 | 0 | 0 | 0 |
| ATB0529 5.9%P20-5 | ATB | TN0003600582 | ATB82 | 21 | | | | 100,000 | 0,00 % | NC | | | | 100,000 | 0 | 0 | 0 |
| ATBS80328T+2.1AP10 | ATB | TN0003600657 | ATB5B | 21 | | | | 100,000 | 0,00 % | NC | | | | 100,000 | 0 | 0 | 0 |
| UIB0729 5.85%AP20 | UIB | TN0003900248 | UB91C | 21 | | | | 95,000 | 0,00 % | NC | | | | 95,000 | 0 | 0 | 0 |
| UIB0831 6.3%P20 | UIB | TN0003900263 | U111B | 21 | | | | 91,600 | 0,00 % | NC | | | | 91,600 | 0 | 0 | 0 |
| UIB0133 6.70% AP20 | UIB | TN0003900305 | UB21C | 21 | | | | 100,000 | 0,00 % | NC | | | | 100,000 | 0 | 0 | 0 |
| BTK0230 5.85%P20 | BTK | TN0004620142 | BT9D | 21 | | | | 100,000 | 0,00 % | NC | | | | 100,000 | 0 | 0 | 0 |
| BTK0130 T+2.5% AP5 | BTK | TN3Z8BRRN997 | BT24 | 21 | | | | 100,000 | 0,00 % | NC | | | | 100,000 | 0 | 0 | 0 |
| WIBIC0626 10.75%P7 | WIFACK INTERNATIONAL BANK | TN0007200199 | WB19C | 21 | | | | 98,000 | 0,00 % | NC | | | | 98,000 | 0 | 0 | 0 |
| WIB ID 0626 11%P7 | WIFACK INTERNATIONAL BANK | TN0007200207 | WB19D | 21 | | | | 100,000 | 0,00 % | NC | | | | 100,000 | 0 | 0 | 0 |
| WIB A 0128 9.25%AP5 | WIFACK INTERNATIONAL BANK | TNR4CLXNS261 | WB22A | 21 | | | | 100,000 | 0,00 % | NC | | | | 100,000 | 0 | 0 | 0 |
| WIBB0130 9.75%P7-2 | WIFACK INTERNATIONAL BANK | TN6K3B3UUB12 | WB22B | 21 | | | | 100,000 | 0,00 % | NC | | | | 100,000 | 0 | 0 | 0 |
| WC0133 10.25%P10-2 | WIFACK INTERNATIONAL BANK | TNMC9HTIB5A4 | WB22C | 21 | | | | 100,000 | 0,00 % | NC | | | | 100,000 | 0 | 0 | 0 |
| ABC0627 11.5%P7-2 | ABC TUNISIE | TN0007780075 | AC20B | 21 | | | | 100,000 | 0,00 % | NC | | | | 100,000 | 0 | 0 | 0 |
| TL B0626 11.7%P7-2 | TUNISIE LEASING ET FACTORING | TN0002102127 | T91BF | 21 | | | | 102,630 | 0,00 % | NC | | | | 102,630 | 0 | 0 | 0 |
| TLFA0426 9.70%AP5 | TUNISIE LEASING ET FACTORING | TN0002102150 | T211A | 21 | | | | 99,510 | 0,00 % | NC | | | | 99,510 | 0 | 0 | 0 |
| TLF SA1026 9.8%AP5 | TUNISIE LEASING ET FACTORING | TN2SBU7F6WY7 | T215A | 21 | | | | 100,880 | 0,00 % | NC | | | | 100,880 | 0 | 0 | 0 |
| TLF 0427 9.6% AP5 | TUNISIE LEASING ET FACTORING | TNYJL6N2AEP6 | TL22F | 21 | | | | 100,440 | 0,00 % | NC | | | | 100,440 | 0 | 0 | 0 |
| TLF0427 T+2.75%AP5 | TUNISIE LEASING ET FACTORING | TNKU48FZVRH1 | TL22V | 21 | | | | 100,000 | 0,00 % | NC | | | | 100,000 | 0 | 0 | 0 |
| TLF 1027 10% AP5 | TUNISIE LEASING ET FACTORING | TNXIY8MEDJE3 | T222F | 21 | | | | 100,000 | 0,00 % | NC | | | | 100,000 | 0 | 0 | 0 |
| TLF1027 T+2.75%AP5 | TUNISIE LEASING ET FACTORING | TNR0099VZUY8 | T222V | 21 | | | | 100,000 | 0,00 % | NC | | | | 100,000 | 0 | 0 | 0 |
| TLF0428 10.55% AP5 | TUNISIE LEASING ET FACTORING | TN99P7ZUERY9 | TL231 | 21 | | | | 100,000 | 0,00 % | NC | | | | 100,000 | 0 | 0 | 0 |
| TLF0129 10.70% AP5 | TUNISIE LEASING ET FACTORING | TNMCJHUZPRD0 | TL23F | 21 | | | | 99,130 | 0,00 % | NC | | | | 99,130 | 0 | 0 | 0 |
| TLF0129T+2.5%AP5 | TUNISIE LEASING ET FACTORING | TNQYE48RCJ72 | TL23V | 21 | | | | 100,000 | 0,00 % | NC | | | | 100,000 | 0 | 0 | 0 |
| TLF0529 10.60% AP5 | TUNISIE LEASING ET FACTORING | TN45CYEXIVY5 | TL24F | 21 | | | | 100,000 | 0,00 % | NC | | | | 100,000 | 0 | 0 | 0 |
| TLF 0529T+2.5% AP5 | TUNISIE LEASING ET FACTORING | TNUSNP2H8PH1 | TL24V | 21 | | | | 100,000 | 0,00 % | NC | | | | 100,000 | 0 | 0 | 0 |
| TLF0929 10.50% AP5 | TUNISIE LEASING ET FACTORING | TNIP60BZ0LR6 | T242F | 21 | | | | 100,000 | 0,00 % | NC | | | | 100,000 | 0 | 0 | 0 |
| TLF0929 T+2.5% AP5 | TUNISIE LEASING ET FACTORING | TNP89TGGPQD0 | T242V | 21 | | | | 100,000 | 0,00 % | NC | | | | 100,000 | 0 | 0 | 0 |
| TLF 0530 10% AP5 | TUNISIE LEASING ET FACTORING | TNQ8KNUQ09D7 | TL251 | 21 | | | | 100,000 | 0,00 % | NC | | | | 100,000 | 1 | 1 100 | 118 438 |
| TLF51130 9.25% AP5 | TUNISIE LEASING ET FACTORING | TNMTWPZD31L4 | TL525 | 21 | | | | 100,000 | 0,00 % | NC | | | | 100,000 | 0 | 0 | 0 |
| CIL0628 10.55% AP5 | CIL | TNY1F68OX6F5 | CL23F | 21 | | | | 100,000 | 0,00 % | NC | | | | 100,000 | 0 | 0 | 0 |
| ATL A0127 9.6% AP5 | ATL | TNFUH23R7VR5 | AT21A | 21 | | | | 99,580 | 0,00 % | NC | | | | 99,580 | 0 | | |

497 790

Capitaux traités sur l'année en TND

Cotation électronique

| Echanges | Quantité | Capitaux en TND |
|----------|----------|-----------------|
| 19 | 1 607 | 15 108 |

Répartition par catégorie de donneurs d'ordres

| Achat | Echanges | Quantité | Capitaux en TND | Capitaux en % |
|--------------|-----------|--------------|-----------------|----------------|
| T. Libre | 19 | 1 607 | 15 108 | 100,00% |
| Total | 19 | 1 607 | 15 108 | 100,00% |

| Vente | Echanges | Quantité | Capitaux en TND | Capitaux en % |
|--------------|-----------|--------------|-----------------|----------------|
| T. Libre | 19 | 1 607 | 15 108 | 100,00% |
| Total | 19 | 1 607 | 15 108 | 100,00% |

Cotation sur Panneaux : Les enchères

| Echanges | Quantité | Capitaux en TND |
|----------|----------|-----------------|
| 22 | 13 187 | 482 682 |

Répartition par catégorie de donneurs d'ordres

| Achat | Echanges | Quantité | Capitaux en TND | Capitaux en % |
|--------------|-----------|---------------|-----------------|----------------|
| T.Libre | 22 | 13 187 | 482 682 | 100,00% |
| Total | 22 | 13 187 | 482 682 | 100,00% |

| Vente | Echanges | Quantité | Capitaux en TND | Capitaux en % |
|--------------|-----------|---------------|-----------------|----------------|
| T.Libre | 22 | 13 187 | 482 682 | 100,00% |
| Total | 22 | 13 187 | 482 682 | 100,00% |

Le Marché Hors Cote : Activité par valeur sur le système de cotation électronique

| Séance du jour | | | | | | | | | | | | | Année 2026 | | | | |
|-------------------|--------------|-------|--------|----------|----------|-----------------|---------|--------------|------------|-------------|------|-----------|------------|------------------|-----------|--------------|-----------------|
| Valeur | Code ISIN | MNEMO | Groupe | Echanges | Quantité | Capitaux en TND | Clôture | Var. du Jour | Indicateur | VWAP Veille | VWAP | Var. VWAP | Ouverture | Rendement annuel | Echanges | Quantité | Capitaux en TND |
| SITEX | TN0004300307 | SITEX | 13 | | | | 2,960 | 0,00 % | NC | | | | 2,410 | 22,82 % | 1 | 1 | 3 |
| STE TUN. DU SUCRE | TN0006170013 | STS | 13 | | | | 9,410 | 2,95 % | H | | | | 9,600 | -1,98 % | 18 | 1 606 | 15 105 |
| Total | | | | 0 | 0 | 0 | | | | | | | | | 19 | 1 607 | 15 108 |