

Sommaire

Page

-Indicateurs de la séance & Activité des marchés

2

-Palmarès de la Séance

3

-Activité des marchés sur l'année

4

-Le Marché Principal

5

· Activité sur l'année par compartiment et par groupe de cotation

5

· Activité détaillée par valeur

6

· Répartition du volume des transactions sur l'année par catégorie de donneurs d'ordres

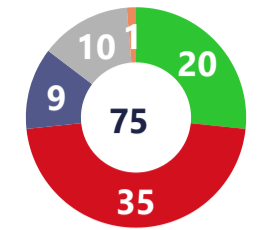
8

-Le Marché Obligataire

10

-Le Marché Hors-cote

13



● Hausse ● Baisse ● Inchangé ● NC ● Suspendu

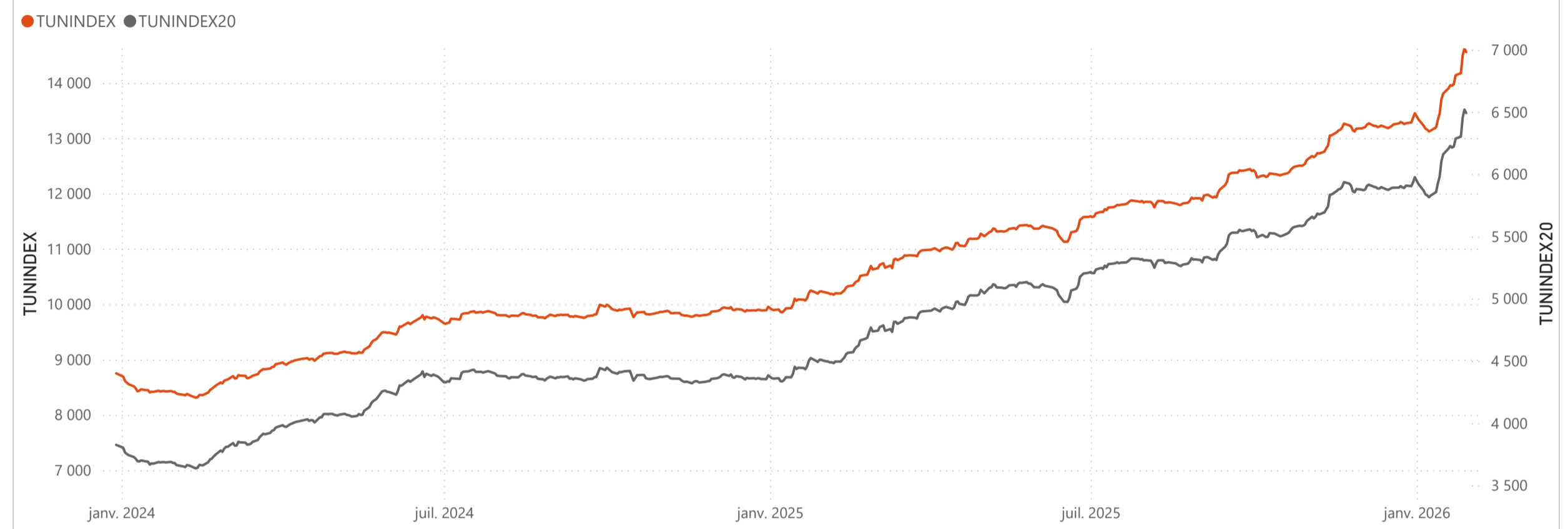
| Capitaux traités en TND | | |
|--|---|-----------|
| Séance du jour | Cumul annuel 2026 | |
| 13 144 870 Total | 365 740 783 Total | 125,17 % |
| 12 613 985 Cote : Titres de Capital | 209 696 137 Cote : Titres de Capital | 69,79 % |
| 0 Cote : Titres de créance | 19 067 361 Cote : Titres de créance | 55,00 % |
| 2 804 Hors Cote | 2 885 Hors Cote | -99,77 % |
| 528 081 Enregistrements | 136 974 401 Enregistrements | 447,43 % |
| 0 Déclarations | 0 Déclarations | -100,00 % |

| Cap. Boursière en MD | |
|----------------------|-------------------------|
| 37 538 | |
| -0,44 % Var. Jour | 8,29 % Var. annuelle |

| Marchés | Echanges Bloc | Quantité Bloc | Capitaux Bloc | Echanges | Quantité | Capitaux en TND |
|------------------|---------------|---------------|---------------|----------|-----------|-----------------|
| Marché Principal | 0 | 0 | 0 | 3 864 | 1 371 891 | 12 613 985 |

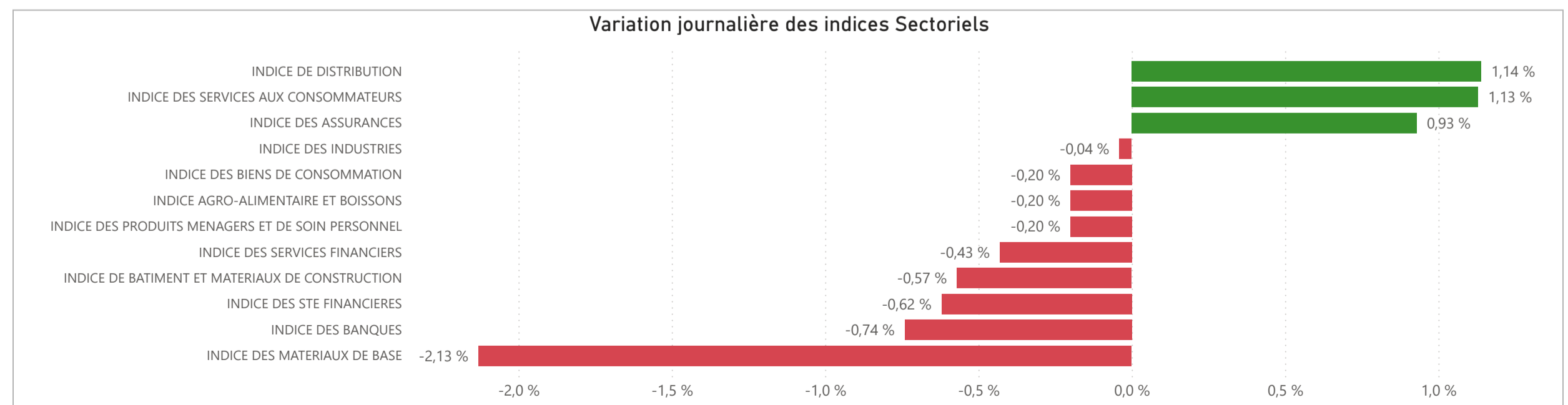
| Quantités traitées | | |
|--------------------------------------|---------------------------------------|-----------|
| Séance du jour | Cumul annuel 2026 | |
| 1 410 312 Total | 26 620 786 Total | 29,49 % |
| 1 371 891 Cote: Titres de capital | 21 690 724 Cote: Titres de capital | 36,10 % |
| 0 Cote: Titres de Créance | 95 026 Cote: Titres de créance | -43,04 % |
| 297 Hors Cote | 336 Hors cote | -99,92 % |
| 38 124 Enregistrements | 4 834 700 Enregistrements | 19,62 % |
| 0 Déclarations | 0 Déclarations | -100,00 % |

| TUNINDEX | Var. du Jour | Var. année | Plus haut de l'année | Plus bas de l'année | TUNINDEX20 | Var. du Jour | Var. année | Plus haut de l'année | Plus bas de l'année |
|-----------|--------------|------------|-------------------------|-------------------------|------------|--------------|------------|------------------------|------------------------|
| 14 554,39 | -0,44 % | 8,21 % | 14 618,65 28/01/2026 | 13 119,98 08/01/2026 | 6 490,66 | -0,42 % | 8,63 % | 6 518,11 28/01/2026 | 5 814,06 08/01/2026 |



| INDICES SECTORIELS | Indice du Jour | Indice Veille | Var. du Jour | Var. sur l'année | Poids dans TUNINDEX | Plus haut de l'année | Plus bas de l'année |
|---|----------------|---------------|--------------|------------------|---------------------|----------------------|---------------------|
| INDICE DES STE FINANCIERES | 11 344,89 | 11 415,71 | -0,62 % | 8,83 % | 64,08 % | 28/01/2026 | 11 415,71 |
| INDICE DES BANQUES | 10 559,65 | 10 638,55 | -0,74 % | 9,20 % | 56,43 % | 28/01/2026 | 10 638,55 |
| INDICE DES ASSURANCES | 20 039,14 | 19 855,10 | 0,93 % | 1,18 % | 4,05 % | 29/01/2026 | 20 039,14 |
| INDICE DES SERVICES FINANCIERS | 21 039,72 | 21 131,00 | -0,43 % | 12,32 % | 3,60 % | 27/01/2026 | 21 480,70 |
| INDICE DES SERVICES AUX CONSOMMATEURS | 5 331,29 | 5 271,46 | 1,13 % | 6,97 % | 3,35 % | 29/01/2026 | 5 331,29 |
| INDICE DE DISTRIBUTION | 8 399,43 | 8 305,16 | 1,14 % | 6,97 % | 3,35 % | 29/01/2026 | 8 399,43 |
| INDICE DES BIENS DE CONSOMMATION | 12 394,76 | 12 419,33 | -0,20 % | 9,17 % | 21,52 % | 28/01/2026 | 12 419,33 |
| INDICE AGRO-ALIMENTAIRE ET BOISSONS | 15 586,36 | 15 617,09 | -0,20 % | 10,82 % | 16,70 % | 28/01/2026 | 15 617,09 |
| INDICE DES PRODUITS MENAGERS ET DE SOIN PERSONNEL | 3 680,48 | 3 687,92 | -0,20 % | 3,80 % | 4,82 % | 15/01/2026 | 3 719,77 |
| INDICE DES INDUSTRIES | 1 841,01 | 1 841,80 | -0,04 % | 2,24 % | 6,95 % | 28/01/2026 | 1 841,80 |
| INDICE DE BATIMENT ET MATERIAUX DE CONSTRUCTION | 776,06 | 780,51 | -0,57 % | -0,31 % | 3,05 % | 28/01/2026 | 780,51 |
| INDICE DES MATERIAUX DE BASE | 7 516,32 | 7 679,83 | -2,13 % | 10,62 % | 2,08 % | 28/01/2026 | 7 679,83 |

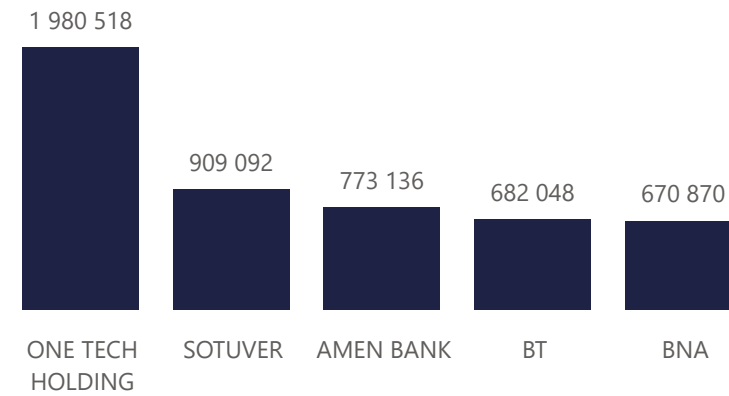
| Nombre de Transactions | | |
|----------------------------------|-----------------------------------|-----------|
| Séance du jour | Cumul annuel 2026 | |
| 3 884 Total | 62 610 Total | 63,73 % |
| 3 864 Cote: Titres de capital | 62 366 Cote: Titres de capital | 66,05 % |
| 0 Cote : Titres de créance | 37 Cote : Titres de créance | -64,76 % |
| 3 Hors cote | 11 Hors cote | -97,77 % |
| 17 Enregistrements | 196 Enregistrements | 141,98 % |
| 0 Déclarations | 0 Déclarations | -100,00 % |



Valeurs les plus actives

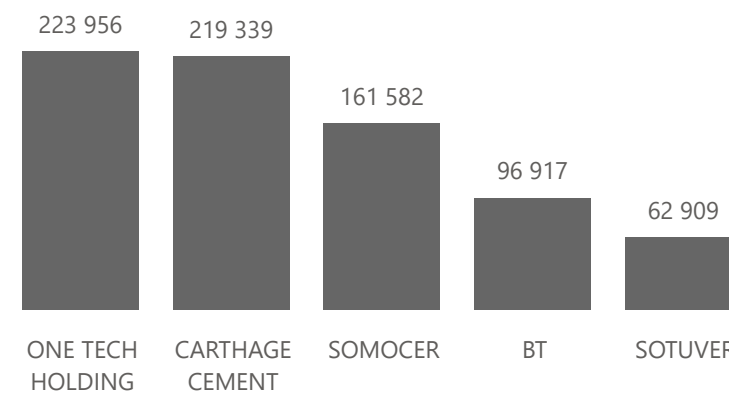
| Valeur | Compartiment | Groupe | Capitaux en TND |
|------------------|--------------|--------|-----------------|
| ONE TECH HOLDING | A | 11 | 1 980 518 |
| SOTUVER | A | 11 | 909 092 |
| AMEN BANK | A | 11 | 773 136 |
| BT | A | 11 | 682 048 |
| BNA | A | 11 | 670 870 |

Capitaux en TND



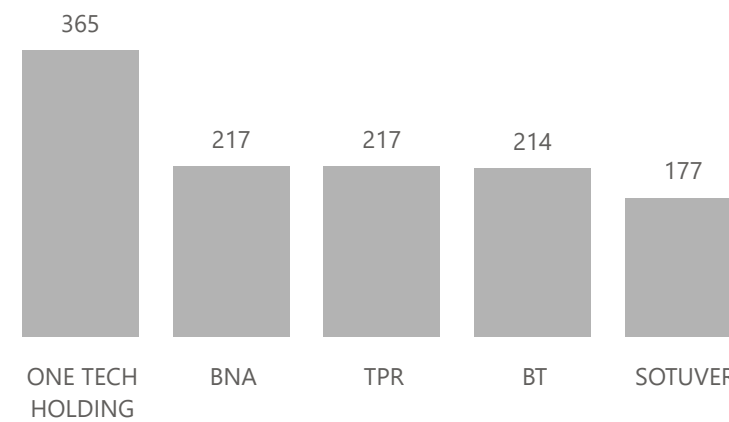
| Valeur | Compartiment | Groupe | Quantité |
|------------------|--------------|--------|----------|
| ONE TECH HOLDING | A | 11 | 223 956 |
| CARTHAGE CEMENT | A | 11 | 219 339 |
| SOMOCER | S | 99 | 161 582 |
| BT | A | 11 | 96 917 |
| SOTUVER | A | 11 | 62 909 |

Quantité



| Valeur | Compartiment | Groupe | Echanges |
|------------------|--------------|--------|----------|
| ONE TECH HOLDING | A | 11 | 365 |
| BNA | A | 11 | 217 |
| TPR | A | 11 | 217 |
| BT | A | 11 | 214 |
| SOTUVER | A | 11 | 177 |

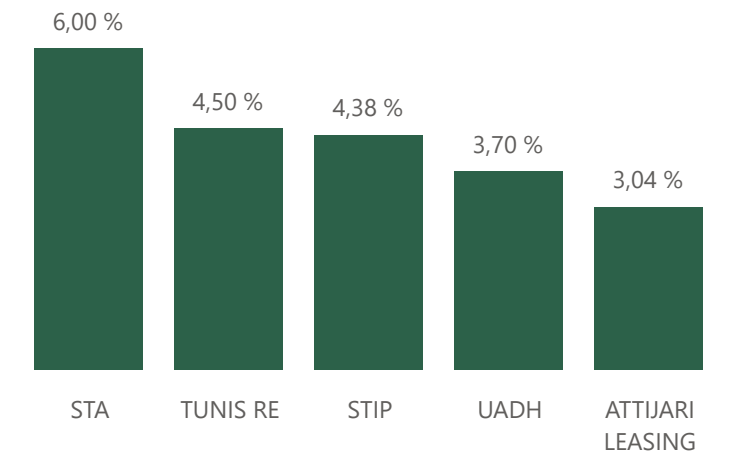
Echanges



Principaux écarts

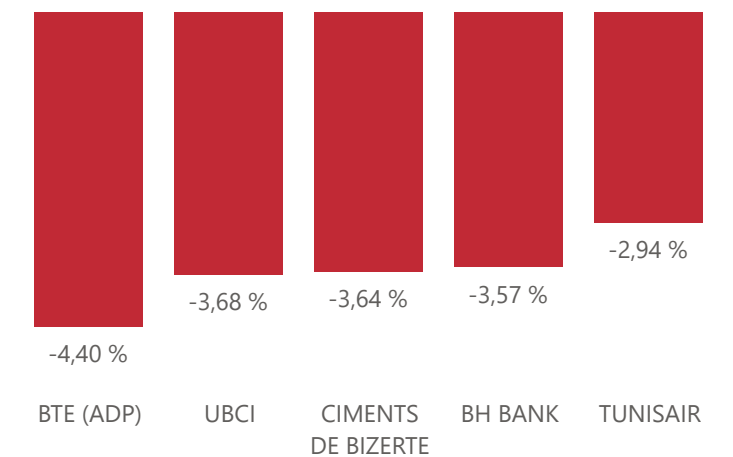
| Valeur | Groupe | Cours de Clôture | Var. du Jour |
|------------------|--------|------------------|--------------|
| STA | 11 | 61,310 | 6,00 % |
| TUNIS RE | 12 | 12,540 | 4,50 % |
| STIP | 99 | 3,810 | 4,38 % |
| UADH | 99 | 0,560 | 3,70 % |
| ATTIJARI LEASING | 11 | 30,500 | 3,04 % |

Top 5 hausses



| Valeur | Groupe | Cours de Clôture | Var. du Jour |
|--------------------|--------|------------------|--------------|
| BTE (ADP) | 12 | 3,690 | -4,40 % |
| UBCI | 12 | 39,010 | -3,68 % |
| CIMENTS DE BIZERTE | 12 | 0,530 | -3,64 % |
| BH BANK | 11 | 10,000 | -3,57 % |
| TUNISAIR | 99 | 0,330 | -2,94 % |


Top 5 baisses



| Marchés | Echanges cumulés 2026 | Echanges cumulés 2025 | Variation | Quantité cumulée 2026 | Quantité cumulée 2025 | Variation | Capitaux cumulés 2026 en TND | Capitaux cumulés 2025 en TND | Variation |
|---------------------------|-----------------------|-----------------------|-----------|-----------------------|-----------------------|-----------|------------------------------|------------------------------|-----------|
| Cote : Titres de Capital | 62 366 | 37 559 | 66,05 % | 21 690 724 | 15 936 944 | 36,10 % | 209 696 137 | 123 504 559 | 69,79 % |
| Cote : Titres de Créances | 37 | 105 | -64,76 % | 95 026 | 166 842 | -43,04 % | 19 067 361 | 12 301 861 | 55,00 % |
| Hors Cote | 11 | 493 | -97,77 % | 336 | 412 289 | -99,92 % | 2 885 | 1 268 409 | -99,77 % |
| Enregistrements | 196 | 81 | 141,98 % | 4 834 700 | 4 041 833 | 19,62 % | 136 974 401 | 25 021 215 | 447,43 % |
| Déclarations | 0 | 1 | -100,00 % | 0 | 19 | -100,00 % | 0 | 331 510 | -100,00 % |
| Total | 62 610 | 38 239 | 63,73 % | 26 620 786 | 20 557 927 | 29,49 % | 365 740 783 | 162 427 555 | 125,17 % |

Evolution des capitaux traités en TND 2026/2025

● Capitaux 2026 ● Capitaux 2025



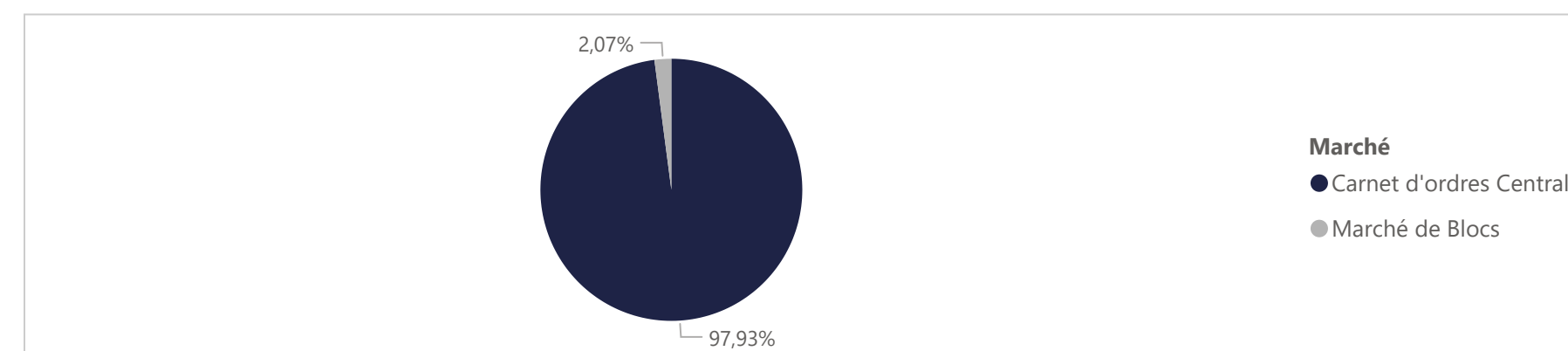
209 696 137

Capitaux traités en TND

| Marché | Echanges | Quantité | Capitaux en TND |
|--------------------------|----------|------------|-----------------|
| Cote : Titres de Capital | 62 366 | 21 690 724 | 209 696 137 |

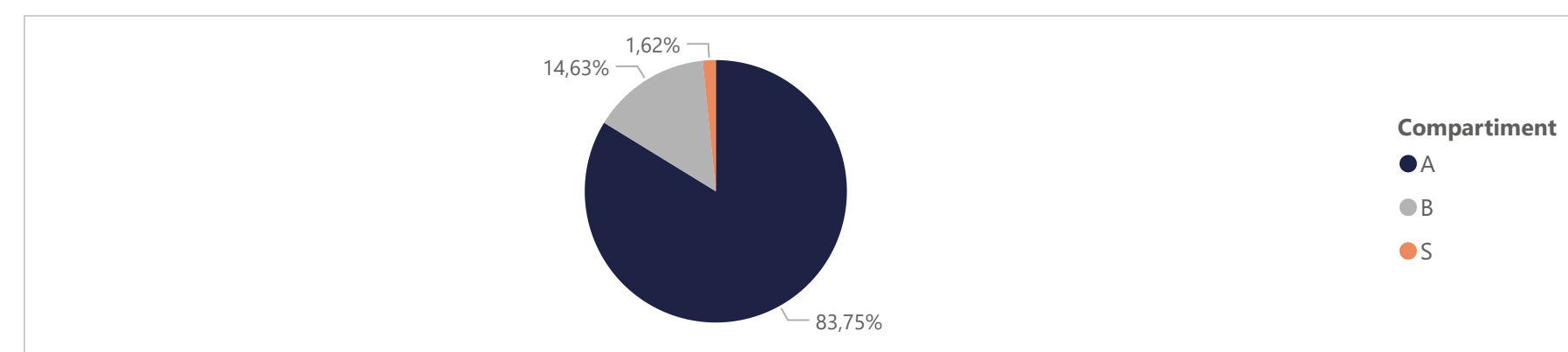
Répartition du volume entre Carnet d'ordres central et Marché de blocs

| Marché | Echanges | Quantité | Capitaux en TND | Capitaux en % |
|-------------------------|---------------|-------------------|--------------------|----------------|
| Carnet d'ordres Central | 62 362 | 21 313 330 | 205 350 837 | 97,93% |
| Marché de Blocs | 4 | 377 394 | 4 345 300 | 2,07% |
| Total | 62 366 | 21 690 724 | 209 696 137 | 100,00% |



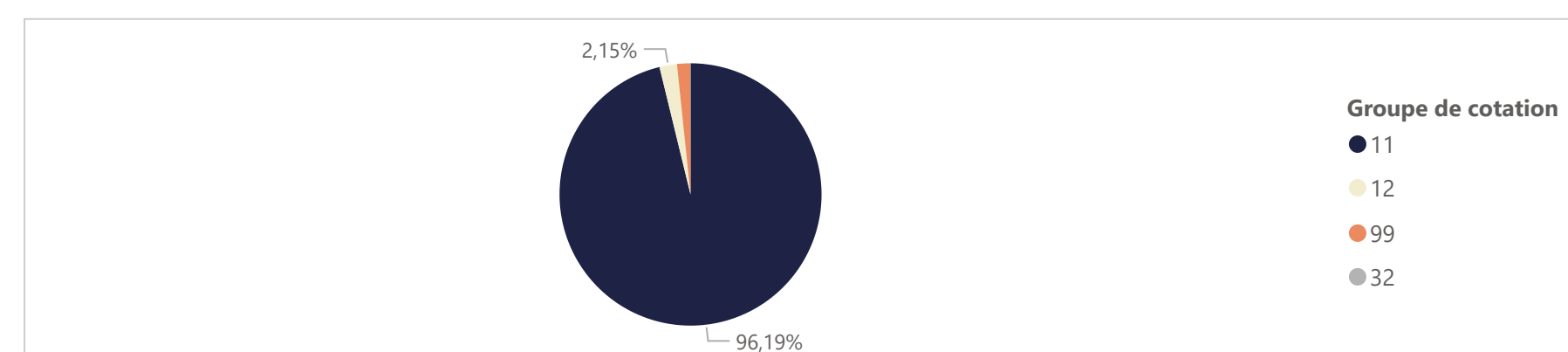
Répartition du volume par Compartiment

| Compartiment | Echanges | Quantité | Capitaux en TND | Capitaux en % |
|--------------|---------------|-------------------|--------------------|----------------|
| A | 43 230 | 14 684 310 | 175 627 653 | 83,75% |
| B | 16 588 | 3 403 450 | 30 675 016 | 14,63% |
| S | 2 548 | 3 602 964 | 3 393 467 | 1,62% |
| Total | 62 366 | 21 690 724 | 209 696 137 | 100,00% |



Répartition du volume par Groupe de cotation

| Groupe de cotation | Echanges | Quantité | Capitaux en TND | Capitaux en % |
|--------------------|---------------|-------------------|--------------------|----------------|
| 11 | 57 450 | 17 699 839 | 201 709 508 | 96,19% |
| 12 | 1 251 | 374 033 | 4 512 786 | 2,15% |
| 99 | 2 493 | 3 602 741 | 3 390 798 | 1,62% |
| 32 | 1 172 | 14 111 | 83 045 | 0,04% |
| Total | 62 366 | 21 690 724 | 209 696 137 | 100,00% |

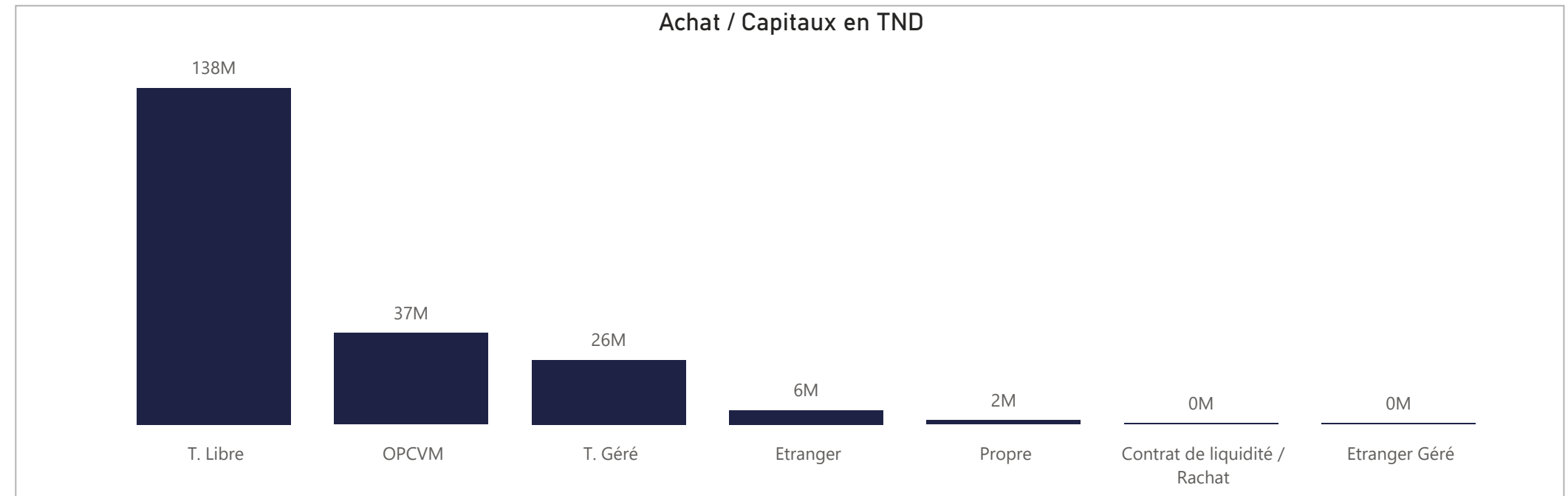


| Séance du jour | | | | | | | | | | | | | | | | | | | | Année 2026 | | | | | | | | |
|-------------------------------------|--------------|-------|--------------|--------|------------------|--------------------|----------------------|----------------|---------------|---------------|----------------------|------------|----------------|------------------|---------|--------------|------------|-------------|---------|------------|-----------|------------------|---------------|---------------|----------------------|------------------|-------------------|-----------------|
| SECTEUR/VALEUR | Code ISIN | MNEMO | Compartiment | Groupe | Mode de Cotation | Titres Admis | Cap. Boursière en MD | Cap. B En % | Echanges Bloc | Quantité Bloc | Capitaux Bloc en TND | Echanges | Quantité | Capitaux en TND | Clôture | Var. du Jour | Indicateur | VWAP Veille | VWAP | Var. VWAP | Ouverture | Rendement annuel | Echanges Bloc | Quantité Bloc | Capitaux Bloc en TND | Echanges | Quantité | Capitaux en TND |
| BANQUES | | | | | | 846 256 529 | 16 704,49 | 44,50 % | 0 | 0 | 0 | 995 | 227 039 | 3 575 491 | | | | | | | | 0 | 0 | 0 | 14 171 | 3 725 375 | 65 495 109 | |
| BIAT | TN0001800457 | BIAT | A | 11 | Continu | 40 800 000 | 5 324,40 | 14,18 % | | 113 | 3 996 | 519 385 | 130,500 | -0,91 % | | | | 132,423 | 129,976 | -1,85 % | 111,000 | 17,57 % | | 1 879 | 100 821 | 12 112 393 | | |
| ATTIJARI BANK | TN0001600154 | TJARI | A | 11 | Continu | 50 000 000 | 3 400,00 | 9,06 % | | 85 | 5 708 | 389 519 | 68,000 | -0,72 % | | | | 68,249 | 68,241 | -0,01 % | 66,890 | 1,66 % | | 1 274 | 93 599 | 6 319 707 | | |
| AMEN BANK | TN0003400058 | AB | A | 11 | Continu | 34 920 000 | 1 938,06 | 5,16 % | | 167 | 13 951 | 773 136 | 55,500 | -0,45 % | | | | 55,893 | 55,418 | -0,85 % | 50,000 | 11,00 % | | 3 447 | 450 302 | 23 442 567 | | |
| BT | TN0002200053 | BT | A | 11 | Continu | 270 000 000 | 1 903,50 | 5,07 % | | 214 | 96 917 | 682 048 | 7,050 | 0,71 % | | | | 6,935 | 7,037 | 1,47 % | 6,400 | 10,16 % | | 2 913 | 1 343 548 | 8 478 164 | | |
| BNA | TN0003100609 | BNA | A | 11 | Continu | 64 000 000 | 864,64 | 2,30 % | | 217 | 49 235 | 670 870 | 13,510 | -2,10 % | | | | 13,982 | 13,626 | -2,55 % | 12,070 | 11,93 % | | 2 121 | 607 939 | 7 736 271 | | |
| UIB | TN0003900107 | UIB | A | 11 | Continu | 32 560 000 | 847,21 | 2,26 % | | 24 | 2 306 | 59 571 | 26,020 | 0,00 % | | | | 26,018 | 25,833 | -0,71 % | 24,850 | 4,71 % | | 311 | 80 234 | 2 016 718 | | |
| UBCI | TN0002400055 | UBCI | A | 12 | Fixing | 20 001 529 | 780,26 | 2,08 % | | 39 | 6 041 | 235 659 | 39,010 | -3,68 % | | | | 40,377 | 39,010 | -3,39 % | 33,800 | 15,41 % | | 154 | 37 034 | 1 314 386 | | |
| STB | TN0002600955 | STB | A | 11 | Continu | 155 375 000 | 590,43 | 1,57 % | | 56 | 15 809 | 60 503 | 3,800 | -1,04 % | | | | 3,838 | 3,827 | -0,29 % | 4,090 | -7,09 % | | 1 363 | 541 966 | 2 063 825 | | |
| BH BANK | TN0001900604 | BH | A | 11 | Continu | 47 600 000 | 476,00 | 1,27 % | | 27 | 8 831 | 89 737 | 10,000 | -3,57 % | | | | 10,280 | 10,162 | -1,15 % | 10,300 | -2,91 % | | 171 | 38 863 | 391 968 | | |
| ATB | TN0003600350 | ATB | A | 11 | Continu | 100 000 000 | 360,00 | 0,96 % | | 32 | 21 893 | 78 857 | 3,600 | -2,44 % | | | | 3,679 | 3,602 | -2,09 % | 3,790 | -5,01 % | | 380 | 405 189 | 1 487 793 | | |
| WIFACK INT BANK | TN0007200017 | WIFAK | A | 12 | Fixing | 30 000 000 | 216,30 | 0,58 % | | 13 | 2 132 | 15 372 | 7,210 | 0,00 % | | | | 7,216 | 7,210 | -0,08 % | 7,700 | -6,36 % | | 73 | 10 271 | 74 717 | | |
| BTE (ADP) | TN0001300557 | BTE | B | 12 | Fixing | 1 000 000 | 3,69 | 0,01 % | | 8 | 220 | 834 | 3,690 | -4,40 % | | | | 3,805 | 3,789 | -0,42 % | 3,500 | 5,43 % | | 85 | 15 609 | 56 600 | | |
| AGRO ALIMENTAIRE ET BOISSONS | | | | | | 571 727 409 | 9 290,10 | 24,75 % | 0 | 0 | 0 | 392 | 105 929 | 1 660 494 | | | | | | | | 0 | 0 | 0 | 8 152 | 2 396 546 | 37 023 463 | |
| POULINA GP HOLDING | TN0005700018 | PGH | A | 11 | Continu | 180 003 600 | 3 812,48 | 10,16 % | | 84 | 22 183 | 468 933 | 21,180 | -0,80 % | | | | 21,182 | 21,139 | -0,20 % | 18,500 | 14,49 % | | 2 772 | 825 982 | 16 189 996 | | |
| SFBT | TN0001100254 | SFBT | A | 11 | Continu | 268 125 000 | 3 657,23 | 9,74 % | | 161 | 37 356 | 509 419 | 13,640 | -0,07 % | | | | 13,282 | 13,637 | 2,67 % | 12,600 | 8,25 % | | 2 254 | 923 423 | 11 810 576 | | |
| DELICE HOLDING | TN0007670011 | DH | A | 11 | Continu | 109 814 524 | 1 603,29 | 4,27 % | | 115 | 41 752 | 610 024 | 14,600 | 0,34 % | | | | 14,554 | 14,611 | 0,39 % | 12,900 | 13,18 % | | 2 341 | 472 480 | 6 377 571 | | |
| LAND OR | TN0007510019 | LNDOR | B | 11 | Continu | 13 784 285 | 217,10 | 0,58 % | | 32 | 4 638 | 72 118 | 15,750 | -0,94 % | | | | 15,696 | 15,549 | -0,94 % | 14,700 | 7,14 % | | 785 | 174 661 | 2 645 319 | | |
| DISTRIBUTION | | | | | | 194 111 628 | 2 111,47 | 5,62 % | 0 | 0 | 0 | 261 | 22 399 | 467 894 | | | | | | | | 0 | 0 | 0 | 3 925 | 1 278 987 | 7 020 170 | |
| ARTES | TN0007300015 | ARTES | A | 11 | Continu | 38 250 000 | 487,69 | 1,30 % | | 11 | 860 | 10 904 | 12,750 | 0,79 % | | | | 12,534 | 12,679 | 1,16 % | 11,500 | 10,87 % | | 494 | 68 301 | 822 490 | | |
| ENNAKL AUTOMOBILES | TN0007410012 | NAKL | A | 11 | Continu | 30 000 000 | 459,00 | 1,22 % | | 23 | 10 195 | 153 960 | 15,300 | 1,32 % | | | | 15,096 | 15,102 | 0,04 % | 15,080 | 1,46 % | | 336 | 57 287 | 851 838 | | |
| CITY CARS | TN0007550015 | CITY | A | 11 | Continu | 18 000 000 | 370,98 | 0,99 % | | 9 | 620 | 12 872 | 20,610 | 0,00 % | | | | 20,628 | 20,761 | 0,64 % | 19,700 | 4,62 % | | 407 | 59 694 | 1 214 999 | | |
| SMART TUNISIE | TNQPQXRODTH8 | SMART | B | 11 | Continu | 10 123 443 | 199,43 | 0,53 % | | 8 | 582 | 11 235 | 19,700 | 2,02 % | | | | 19,527 | 19,304 | -1,14 % | 19,500 | 1,03 % | | 410 | 61 539 | 1 154 868 | | |
| MAGASIN GENERAL | TN0006440010 | MAG | B | 12 | Fixing | 15 777 070 | 159,03 | 0,42 % | | 1 | 45 | 454 | 10,080 | 0,00 % | | | | | 10,080 | | | 9,850 | 2,34 % | | 37 | 2 865 | 28 476 | |
| MONOPRIX | TN0001000108 | MNP | B | 12 | Fixing | 25 345 736 | 157,40 | 0,42 % | | 3 | 50 | 311 | 6,210 | 0,32 % | | | | 6,190 | 6,210 | 0,32 % | 6,090 | 1,97 % | | 93 | 21 566 | 131 293 | | |
| SOTUMAG | TN0006580013 | MGR | B | 11 | Continu | 13 200 000 | 122,63 | 0,33 % | | 12 | 860 | 7 966 | 9,290 | 0,32 % | | | | 9,251 | 9,263 | 0,13 % | 8,900 | 4,38 % | | 190 | 32 756 | 293 462 | | |
| STA | TNNGTFLC2986 | STA | B | 11 | Continu | 2 000 000 | 122,62 | 0,33 % | | 167 | 4 410 | 257 336 | 61,310 | 6,00 % | H | | | 57,272 | 58,353 | 1,89 % | 37,440 | 63,76 % | | 972 | 34 700 | 1 687 090 | | |
| UADH | TN0007690019 | UADH | S | 99 | Fixing | 36 953 847 | 20,69 | 0,06 % | | 0 | 0 | 0 | 0,560 | 3,70 % | H | | | 0,540 | | | 0,600 | -6,67 % | | 125 | 803 279 | 439 969 | | |
| CELLCOM | TN0007590011 | CELL | B | 11 | Continu | 4 461 532 | 12,00 | 0,03 % | | 27 | 4 777 | 12 857 | 2,690 | 0,75 % | | | | 2,670 | 2,691 | 0,79 % | 3,320 | -18,98 % | | 861 | 137 000 | 395 684 | | |
| ASSURANCE | | | | | | 155 551 793 | 2 015,63 | 5,37 % | 0 | 0 | 0 | 195 | 48 493 | 872 280 | | | | | | | | 0 | 0 | 0 | 3 193 | 839 298 | 10 543 914 | |
| STAR | TN0006060016 | STAR | A | 11 | Continu | 10 000 003 | 599,00 | 1,60 % | | 74 | 7 904 | 465 814 | 59,900 | 1,70 % | | | | 58,707 | 58,934 | 0,39 % | 63,780 | -6,08 % | | 927 | 61 692 | 3 626 184 | | |
| ASTREE | TN0003000452 | AST | A | 12 | Fixing | 6 000 000 | 276,00 | 0,74 % | | 0 | 0 | 0 | 46,000 | 0,00 % | NC | | | | | | | 45,990 | 0,02 % | | 17 | 601 | 27 531 | |
| ASSUR MAGHREBIA | TN0007830011 | ASSMA | A | 11 | Continu | 4 500 000 | 268,20 | 0,71 % | | 25 | 3 927 | 234 462 | 59,600 | -0,67 % | | | | 59,781 | 59,705 | -0,13 % | 56,500 | 5,49 % | | 233 | 37 888 | 2 250 114 | | |
| BNA ASSURANCES | TN0007680010 | BNASS | A | 11 | Continu | 87 391 790 | 266,54 | 0,71 % | | 55 | 25 036 | 75 283 | 3,050 | -0,97 % | | | | 3,013 | 3,007 | -0,20 % | 3,140 | -2,87 % | | 1 037 | 335 815 | 1 023 060 | | |
| TUNIS RE | TN0007380017 | TRE | B | 12 | Fixing | 20 000 000 | 250,80 | 0,67 % | | 9 | 2 012 | 24 647 | 12,540 | 4,50 % | H | | | 12,000 | 12,250 | 2,08 % | 10,380 | 20,81 % | | 337 | 176 474 | 1 995 731 | | |
| ASSU MAGHREBIA VIE | TNDKJ8068X14 | AMV | B | 11 | Continu | 25 000 000 | 187,50 | 0,50 % | | 32 | 9 614 | 72 075 | 7,500 | 0,27 % | | | | 7,392 | 7,497 | 1,42 % | 6,650 | 12,78 % | | 641 | 226 804 | 1 619 781 | | |
| BH ASSURANCE | TN0006550016 | BHASS | B | 12 | Fixing | 2 660 000 | 167,58 | 0,45 % | | 0 | 0 | 0 | 63,000 | 0,00 % | NC | | | 63,000 | | | 63,000 | 0,00 % | | 1 | 24 | 1 512 | | |
| SERVICES FINANCIERS | | | | | | 131 016 000 | 1 605,93 | 4,28 % | 0 | 0 | 0 | 184 | 25 787 | 622 258 | | | | | | | | 0 | 0 | 0 | 3 374 | 873 891 | 14 993 320 | |
| TUNISIE LEASING F | TN0002100907 | TLS | A | 11 | Continu | 10 800 000 | 442,80 | 1,18 % | | 78 | 8 482 | 355 479 | 41,000 | -1,20 % | | | | 41,757 | 41,910 | 0,37 % | 32,750 | 25,19 % | | 1 143 | 158 082 | 5 753 212 | | |
| SPDIT - SICAF | TN0001400704 | SPDIT | A | 11 | Continu | 28 000 000 | 361,20 | 0,96 % | | 2 | 1 000 | 12 900 | 12,900 | -0,92 % | | | | 12,876 | 12,900 | 0,19 % | 12,700 | 1,57 % | | 181 | 45 782 | 584 348 | | |
| ATL | TN0004700100 | ATL | B | 11 | Continu | 32 500 000 | 235,30 | 0,63 % | | 69 | 10 775 | 77 998 | 7,240 | 0,14 % | | | | 7,328 | 7,239 | -1,21 % | 6,100 | 18,69 % | | 1 053 | 445 851 | 2 984 924 | | |
| CIL | TN0004200853 | CIL | B | 11 | Continu | 7 000 000 | 224,70 | 0,60 % | | 12 | 4 556 | 146 434 | 32,100 | 0,00 % | | | | 32,014 | 32,141 | 0,40 % | 28,250 | 13,63 % | | 451 | 145 649 | 4 376 888 | | |
| ATTIJARI LEASING | TN0006610018 | TJL | B | 11 | Continu | 2 750 000 | 83,88 | 0,22 % | | 10 | 624 | 19 005 | 30,500 | 3,04 % | | | | 31,185 | 30,457 | -2,33 % | 29,250 | 4,27 % | | 157 | 14 842 | 440 740 | | |
| HANNIBAL LEASE | TN0007310139 | HL | B | 12 | Fix | | | | | | | | | | | | | | | | | | | | | | | |

| Séance du jour | | | | | | | | | | Année 2026 | | |
|-------------------------------------|---------------|--------|---------|----------|----------|-----------------|---------------|------------|----------|------------|-----------------|--|
| Secteur / Emetteur / Valeur | Code ISIN | MNEMO | Groupes | Echanges | Quantité | Capitaux en TND | Dernier cours | Indicateur | Echanges | Quantité | Capitaux en TND | |
| TECHNOLOGIE | | | | | | | | | | | | |
| TELNET HOLDING | | | | | | | | | | | | |
| TUN Da 1/10 010719 | TN0007440035 | TLN19 | 32 | | | | | NC | 2 | 5 | 4 | |
| BANQUES | | | | | | | | | | | | |
| ATTIJARI BANK | | | | | | | | | | | | |
| TJARI - (Da) | TN0001600162 | TJADA | 32 | | | | | NC | 0 | 0 | 0 | |
| TJARI - Da39 | TN0001600261 | TJA39 | 32 | | | | | NC | 0 | 0 | 0 | |
| TJARIDA1/40 250518 | TN0001600501 | TJA18 | 32 | | | | | NC | 8 | 27 | 51 | |
| TJARIDA4/21 300425 | TN823JXM7775 | TJA25 | 32 | 5 | 22 | 275 | 12,500 | | 121 | 676 | 8 474 | |
| BIAT | | | | | | | | | | | | |
| BIAT Da32 4/60 | TN0001800465 | BIA32 | 32 | | | | | NC | 0 | 0 | 0 | |
| BIAT Da36 1/24 | TN0001800507 | BIA36 | 32 | | | | | NC | 3 | 7 | 6 | |
| BIAT DA1/20 290620 | TN0001800622 | BIA20 | 32 | | | | | NC | 16 | 98 | 685 | |
| BIAT DA1/7 291124 | TN633R178F70 | BIA24 | 32 | 3 | 3 | 44 | 14,710 | | 92 | 281 | 6 265 | |
| BH BANK | | | | | | | | | | | | |
| BQ HABITAT (Da) | TN0001900612 | BHDA | 32 | | | | | NC | 0 | 0 | 0 | |
| BH Da 1/20 150999 | TN0001900679 | BH12 | 32 | | | | | NC | 0 | 0 | 0 | |
| BH Da1/25 14022000 | TN0001900711 | BH14 | 32 | | | | | NC | 0 | 0 | 0 | |
| BHDA 1/15 28052007 | TN0001900778 | BHDA7 | 32 | | | | | NC | 1 | 2 | 3 | |
| BH DA 1/3 270715 | TN0001900901 | BH15 | 32 | | | | | NC | 2 | 5 | 27 | |
| BH DA 1/5 171117 | TN0001900992 | BH17 | 32 | | | | | NC | 2 | 6 | 12 | |
| BT | | | | | | | | | | | | |
| BQ DE TSIE - Da | TN0002200103 | BTDA | 32 | | | | | NC | 0 | 0 | 0 | |
| BT Da 3/10 170599 | TN0002200210 | BT149 | 32 | | | | | NC | 0 | 0 | 0 | |
| BT Da1/7(12/01) | TN0002200251 | BT154 | 32 | | | | | NC | 0 | 0 | 0 | |
| BT Da 1/2 23052005 | TN0002200319 | BTDA6 | 32 | | | | | NC | 0 | 0 | 0 | |
| BT Da 1/2 10/06/09 | TN0002200327 | BTDA9 | 32 | | | | | NC | 0 | 0 | 0 | |
| BT Da 1/3 280613 | TN0002200335 | BT13 | 32 | | | | | NC | 3 | 56 | 25 | |
| BT DA 1/5 03062016 | TN0002200343 | BT16 | 32 | | | | | NC | 0 | 0 | 0 | |
| BT DA 1/4 04052018 | TN0002200350 | BT18 | 32 | | | | | NC | 4 | 10 | 21 | |
| BT DA 1/5 10052022 | TNYHLWKDE9D7 | BT22 | 32 | 1 | 3 | 3 | 1,000 | | 13 | 32 | 38 | |
| UBCI | | | | | | | | | | | | |
| UBCI Da 1/6 010900 | TN0002400570 | UBC00 | 32 | | | | | NC | 0 | 0 | 0 | |
| UBCI Da 3/7 010704 | TN0002400646 | UBC04 | 32 | | | | | NC | 0 | 0 | 0 | |
| UBCI Da 1/2 150710 | TN0002400653 | UBC10 | 32 | | | | | NC | 0 | 0 | 0 | |
| UBCI Da8/33 141013 | TN0002400695 | UBC13 | 32 | | | | | NC | 16 | 47 | 284 | |
| BNA | | | | | | | | | | | | |
| BNA Da 1/10 040509 | TN0003100633 | BNA09 | 32 | | | | | NC | 0 | 0 | 0 | |
| BNA DA 1/10 200618 | TN0003100740 | BNA18 | 32 | | | | | NC | 7 | 33 | 47 | |
| BNA DA 1/55 150419 | TN0003100815 | BNA19 | 32 | | | | | NC | 9 | 168 | 40 | |
| AB | | | | | | | | | | | | |
| AB Da 26 3/37 | TN0003400108 | AB26 | 32 | | | | | NC | 0 | 0 | 0 | |
| AB Da 29 3/40 | TN0003400116 | AB29 | 32 | | | | | NC | 0 | 0 | 0 | |
| AB Da 34 2/59 | TN0003400157 | AB34 | 32 | | | | | NC | 0 | 0 | 0 | |
| AB Da 1/27 | TN0003400207 | ABA38 | 32 | | | | | NC | 0 | 0 | 0 | |
| ABDA 1/14 11122007 | TN0003400272 | ABDA7 | 32 | | | | | NC | 0 | 0 | 0 | |
| AB Da 3/27 281209 | TN0003400371 | ABDA9 | 32 | | | | | NC | 0 | 0 | 0 | |
| AB Da 1/10 110613 | TN0003400454 | AB13 | 32 | | | | | NC | 0 | 0 | 0 | |
| AB DA1/24 0802016 | TN0003400512 | AB16 | 32 | | | | | NC | 3 | 14 | 46 | |
| AB DA1/25 300617 | TN0003400579 | AB17 | 32 | | | | | NC | 3 | 11 | 121 | |
| AB DA 1/7 12102023 | TNMY01P21QCP7 | AB23 | 32 | | | | | NC | 6 | 11 | 240 | |
| AB DA 2/13 281024 | TN66JFM5A518 | AB24 | 32 | 2 | 3 | 23 | 7,710 | | 37 | 150 | 1 117 | |
| ATB | | | | | | | | | | | | |
| ATBDA1/7 09/11/05 | TN0003600434 | ATBDA | 32 | | | | | NC | 0 | 0 | 0 | |
| ATB Da 1/10 151208 | TN0003600517 | ATB08 | 32 | | | | | NC | 0 | 0 | 0 | |
| ATB Da 1/16 161210 | TN0003600616 | ATB10 | 32 | | | | | NC | 2 | 13 | 3 | |
| WIFAK INTERNATIONAL BANK | | | | | | | | | | | | |
| WIFAK DA1/2 121015 | TN0007200132 | WIF15 | 32 | | | | | NC | 0 | 0 | 0 | |
| ASSURANCE | | | | | | | | | | | | |
| ASTREE | | | | | | | | | | | | |
| AST DA 1/2 140817 | TN0003000528 | AST17 | 32 | | | | | NC | 0 | 0 | 0 | |
| STAR | | | | | | | | | | | | |
| STAR DA 7/6 221225 | TN17FVNGCJ77 | STAR5 | 32 | | | | | NC | 159 | 816 | 54 857 | |
| BNA ASSURANCES | | | | | | | | | | | | |
| AMI DA 1/4 110817 | TN0007680044 | AMI17 | 32 | | | | | NC | 0 | 0 | 0 | |
| AMI DA27/35 241120 | TN0007680051 | AMI20 | 32 | | | | | NC | 0 | 0 | 0 | |
| SERVICES FINANCIERS | | | | | | | | | | | | |
| SPDIT SICAF | | | | | | | | | | | | |
| SPDIT Da 1/24 3512 | TN0001400720 | SPD12 | 32 | | | | | NC | 0 | 0 | 0 | |
| TUNISIE LEASING ET FACTORING | | | | | | | | | | | | |
| TUN. LEAS. (Da 10) | TN0002100915 | TLSDA | 32 | | | | | NC | 0 | 0 | 0 | |
| TLSDA 1/4 | TN0002100956 | TLSD1 | 32 | | | | | NC | 0 | 0 | 0 | |
| TLSD Da 1/5 02012009 | TN0002100980 | TLSD3 | 32 | | | | | NC | 0 | 0 | 0 | |
| TLSD Da 1/6 18120203 | TN0002101012 | TLSD5 | 32 | | | | | NC | 0 | 0 | 0 | |
| TLSD Da 1/7 061204 | TN0002101061 | TLSD4 | 32 | | | | | NC | 0 | 0 | 0 | |
| TLSD Da1/55 010307 | TN0002101152 | TLSD7 | 32 | | | | | NC | 0 | 0 | 0 | |
| TLSD Da 1/56 030308 | TN0002101210 | TLSD8 | 32 | | | | | NC | 1 | 38 | 34 | |
| TLSD Da 1/57 020309 | TN0002101319 | TLSD9 | 32 | | | | | NC | 3 | 22 | 14 | |
| TLSD Da 1/68 301209 | TN0002101392 | TLSD9 | 32 | | | | | NC | 5 | 54 | 27 | |
| TLSD Da 1/69 010210 | TN0002101400 | TLSD10 | 32 | | | | | NC | 5 | 56 | 28 | |
| TLSD Da 3/80 010213 | TN0002101590 | TLSD13 | 32 | | | | | NC | 5 | 52 | 63 | |
| TL DA3/83 10022014 | TN0002101749 | TLSD14 | 32 | | | | | NC | 9 | 111 | 128 | |
| TL DA2/43 02022015 | TN0002101814 | TLSD15 | 32 | | | | | NC | 4 | 20 | 30 | |
| TLSD DA1/23 010719 | TN0002102044 | TLSD19 | 32 | | | | | NC | 8 | 60 | 82 | |
| CIL | | | | | | | | | | | | |
| CIL DA 2007 1/4 | TN0004201042 | CIL07 | 32 | | | | | NC | 0 | 0 | 0 | |
| CIL Da 1/5 301208 | TN0004201117 | CIL08 | 32 | | | | | NC | 0 | 0 | 0 | |
| CIL Da 1/3 110610 | TN0004201216 | CIL10 | 32 | | | | | NC | 1 | 1 | 6 | |
| CIL Da 1/4 030611 | TN0004201281 | CIL11 | 32 | | | | | NC | 1 | 1 | 6 | |
| CIL DA2/5 15052023 | TNEOEJKAP2R7 | CIL23 | 32 | | | | | NC | 1 | 1 | 5 | |
| ATL | | | | | | | | | | | | |
| ATL Da 1/5 290808 | TN0004700266 | ATL08 | 32 | | | | | NC | 0 | 0 | 0 | |
| ATL Da 2/17 211122 | TN0004700472 | ATL12 | 32 | | | | | NC | 0 | 0 | 0 | |
| ATTIJARI LEASING | | | | | | | | | | | | |
| ATTIJARI LS ROMPU | TN0006610141 | TJLR | 32 | | | | | NC | 0 | 0 | 0 | |
| TJL Da 3/1 210717 | TN0006610448 | TJL17 | 32 | | | | | NC | 7 | 66 | 415 | |
| BH LEASING | | | | | | | | | | | | |
| BL DA 1/4 250515 | TN0006720072 | ML15 | 32 | | | | | NC | 5 | 5 | 3 | |
| HANNIBAL LEASE | | | | | | | | | | | | |
| HL DA 1/10 180817 | TN0007310378 | HL17 | 32 | | | | | NC | 0 | 0 | 0 | |
| HL DA37/100 090720 | TN0007310519 | HL20 | 32 | | | | | NC | 12 | 221 | 481 | |
| TELECOMMUNICATIONS | | | | | | | | | | | | |
| SOTETEL | | | | | | | | | | | | |
| SOTETEL Da1/6 | TN0006530059 | SOT01 | 32 | | | | | NC | 1 | 2 | 4 | |
| SOT Da 1/5 010102 | TN0006530067 | SOT02 | 32 | | | | | NC | 0 | 0 | 0 | |
| SOT Da 1/5 010703 | TN0006530075 | SOT03 | 32 | | | | | NC | 0 | 0 | 0 | |
| SOT Da 1/10 150704 | TN0006530083 | SOT04 | 32 | | | | | NC | 0 | 0 | 0 | |
| SOT Da1/23 010906 | TN0006530091 | SOT06 | 32 | | | | | NC | 1 | 7 | 2 | |
| DISTRIBUTION | | | | | | | | | | | | |
| MONOPRIX | | | | | | | | | | | | |
| MONOPRIX Da | TN0001000116 | MNPDA | 32 | | | | | NC | 0 | 0 | 0 | |
| MNP Da 1/2 100611 | TN0001000124 | MNP11 | 32 | | | | | NC | 0 | 0 | 0 | |
| MNP Da 1/5 040612 | TN0001000132 | MNP12 | 32 | | | | | NC | 0 | 0 | 0 | |
| MNP Da 1/5 160615 | TN0001000140 | MNP15 | 32 | | | | | NC | 6 | 8 | 6 | |
| MAGASIN GENERAL | | | | | | | | | | | | |
| MAG GEN Da 1/2 | TN0006440028 | MGDA4 | 32 | | | | | NC | 0 | 0 | 0 | |
| SOTUMAG | | | | | | | | | | | | |
| MGR Da1/3 050710 | TN0006580021 | MGR10 | 32 | | | | | NC | 0 | 0 | 0 | |
| MGR DA 1/10 201217 | TN0006580039 | MGR17 | 32 | | | | | NC | 0 | 0 | 0 | |
| ARTES | | | | | | | | | | | | |
| ARTES Da1/4 230712 | TN0007300023 | ART12 | 32 | | | | | NC | 0 | 0 | 0 | |
| ARTES Da1/5 040313 | TN0007300031 | ART13 | 32 | | | | | NC | 0 | 0 | 0 | |
| CITY CARS | | | | | | | | | | | | |
| CITY DA1/3 230919 | TN0007550023 | CTV19 | 32 | | | | | NC | 2 | 3 | 21 | |
| SMART TUNISIE | | | | | | | | | | | | |
| SMART DA1/5 070623 | TN71DY8X6058 | SMT23 | 32 | | | | | NC | 7 | 11 | 30 | |
| SMART DA1/6 111124 | TN7PHUM59GW2 | SMT24 | 32 | | | | | NC | 15 | 49 | 154 | |
| VOYAGE ET LOISIRS | | | | | | | | | | | | |
| TUNISAIR | | | | | | | | | | | | |
| TUNISAIR - Da 01 | TN0001200419 | TAIDA | 32 | | | | | NC | 0 | 0 | 0 | |
| TUNISAIR - Da 04 | TN0001200468 | TAID4 | 32 | | | | | NC | 0 | 0 | 0 | |
| TAIR Da1/10 010799 | TN0001200476 | TAI99 | 32 | | | | | NC | 0 | 0 | 0 | |
| TAIR Da1/10 030700 | TN0001200492 | TAI00 | 32 | | | | | NC | 0 | 0 | 0 | |
| TUNISAIR Da 1/10 | TN0001200518 | TAI01 | 32 | | | | | NC | 1 | 27 | 1 | |
| TAIR Da1/22 310806 | TN0001200534 | TAI06 | 32 | | | | | NC | 3 | 30 | 1 | |
| TAIR Da 1/5 010908 | TN0001200542 | TAI08 | 32 | | | | | NC | 7 | 31 | 1</ | |

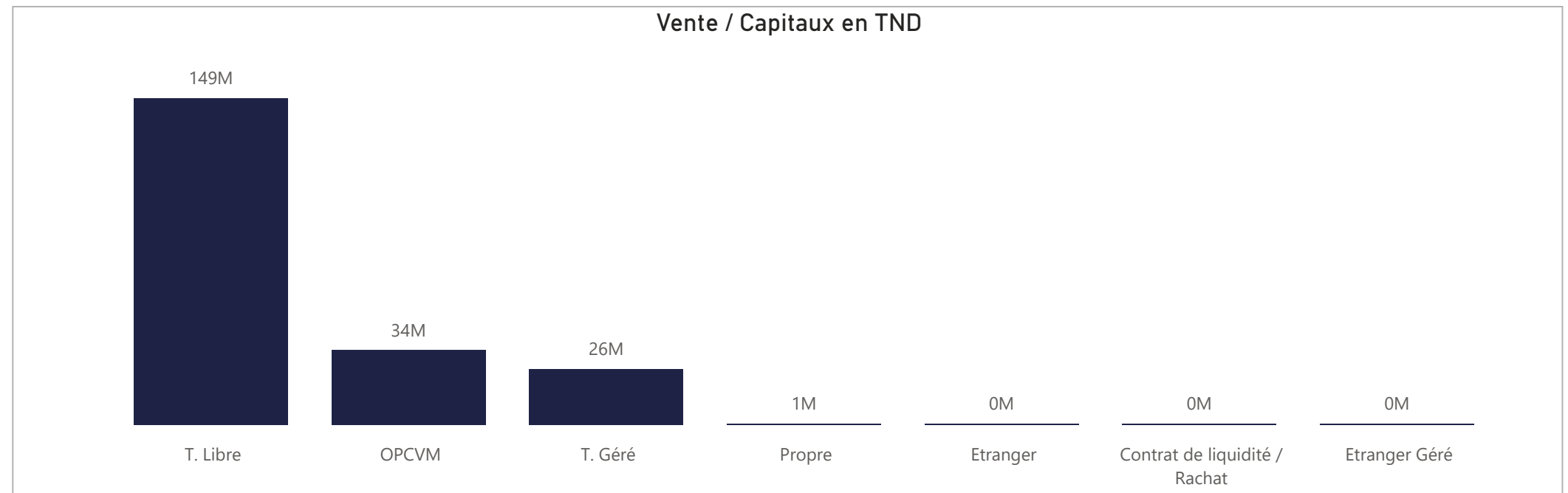
ACHAT

| Achat | Echanges | Quantité | Capitaux en TND | Capitaux en % |
|-------------------------------|---------------|-------------------|--------------------|----------------|
| T. Libre | 49 723 | 15 578 981 | 137 653 762 | 65,64% |
| OPCVM | 5 909 | 3 433 730 | 37 494 412 | 17,88% |
| T. Géré | 5 440 | 1 950 767 | 26 472 107 | 12,62% |
| Etranger | 867 | 476 555 | 5 862 522 | 2,80% |
| Propre | 245 | 154 146 | 1 793 490 | 0,86% |
| Contrat de liquidité / Rachat | 163 | 87 495 | 335 634 | 0,16% |
| Etranger Géré | 19 | 9 050 | 84 209 | 0,04% |
| Total | 62 366 | 21 690 724 | 209 696 137 | 100,00% |



VENTE

| Vente | Echanges | Quantité | Capitaux en TND | Capitaux en % |
|-------------------------------|---------------|-------------------|--------------------|----------------|
| T. Libre | 46 585 | 16 407 746 | 148 766 856 | 70,94% |
| OPCVM | 7 290 | 3 228 143 | 34 007 218 | 16,22% |
| T. Géré | 8 138 | 1 957 730 | 25 505 516 | 12,16% |
| Propre | 136 | 53 977 | 532 921 | 0,25% |
| Etranger | 119 | 26 255 | 476 425 | 0,23% |
| Contrat de liquidité / Rachat | 91 | 12 571 | 384 519 | 0,18% |
| Etranger Géré | 7 | 4 302 | 22 682 | 0,01% |
| Total | 62 366 | 21 690 724 | 209 696 137 | 100,00% |



ACHAT

Marché Principal

| Mois | Contrat de liquidité / Rachat | Etranger | Etranger Géré | OPCVM | Propre | T. Géré | T. Libre | Total |
|--------------|-------------------------------|------------------|---------------|-------------------|------------------|-------------------|--------------------|--------------------|
| janvier | 335 634 | 5 862 522 | 84 209 | 37 494 412 | 1 793 490 | 26 472 107 | 137 653 762 | 209 696 137 |
| 2 | | 144 155 | 1 232 | 793 146 | 108 260 | 579 512 | 3 072 126 | 4 698 432 |
| 5 | 16 692 | 1 290 541 | 1 836 | 517 385 | 91 130 | 632 022 | 4 551 157 | 7 100 763 |
| 6 | 16 363 | 152 280 | | 1 867 306 | 206 253 | 527 738 | 3 911 889 | 6 681 828 |
| 7 | 15 631 | 157 020 | 2 925 | 490 645 | 62 438 | 681 774 | 4 357 407 | 5 767 841 |
| 8 | 7 721 | 204 112 | | 266 502 | 2 975 | 248 253 | 4 127 123 | 4 856 686 |
| 9 | 16 348 | 278 983 | | 158 114 | | 863 258 | 3 744 047 | 5 060 750 |
| 12 | 16 982 | 47 392 | | 1 372 833 | 6 354 | 572 969 | 4 289 093 | 6 305 624 |
| 13 | 16 800 | 95 226 | | 1 243 048 | 4 434 | 293 264 | 3 985 066 | 5 637 838 |
| 14 | 16 446 | 174 358 | | 1 419 494 | 128 473 | 2 243 539 | 12 338 180 | 16 320 489 |
| 15 | 15 200 | 94 722 | | 2 597 334 | 201 306 | 1 771 079 | 11 705 293 | 16 384 933 |
| 16 | 17 823 | 39 928 | | 1 760 324 | 11 570 | 1 112 940 | 9 439 750 | 12 382 336 |
| 19 | 19 276 | 39 523 | | 1 770 266 | 303 000 | 1 292 992 | 4 830 536 | 8 255 594 |
| 20 | 19 395 | 56 267 | | 1 692 782 | 83 537 | 766 502 | 6 184 392 | 8 802 876 |
| 21 | 20 946 | 399 315 | | 1 841 410 | | 472 534 | 6 669 815 | 9 404 021 |
| 22 | 24 598 | 149 380 | 34 830 | 2 084 585 | 3 275 | 1 238 543 | 6 452 294 | 9 987 505 |
| 23 | 20 815 | 423 984 | 21 250 | 3 453 195 | 117 745 | 4 326 804 | 7 424 351 | 15 788 144 |
| 26 | 19 761 | 781 693 | 22 136 | 1 469 673 | 96 377 | 1 322 839 | 7 087 316 | 10 799 793 |
| 27 | 20 195 | 1 177 867 | | 5 062 807 | 239 504 | 2 441 279 | 11 141 192 | 20 082 844 |
| 28 | 15 392 | 155 587 | | 4 162 361 | 68 700 | 4 014 824 | 14 346 991 | 22 763 855 |
| 29 | 19 250 | 189 | | 3 471 202 | 58 160 | 1 069 440 | 7 995 744 | 12 613 985 |
| Total | 335 634 | 5 862 522 | 84 209 | 37 494 412 | 1 793 490 | 26 472 107 | 137 653 762 | 209 696 137 |

Marché de Bloc

| Mois | T. Libre | Total |
|--------------|------------------|------------------|
| janvier | 4 345 300 | 4 345 300 |
| 15 | 2 172 402 | 2 172 402 |
| 16 | 2 172 899 | 2 172 899 |
| Total | 4 345 300 | 4 345 300 |

VENTE

Marché Principal

| Mois | Contrat de liquidité / Rachat | Etranger | Etranger Géré | OPCVM | Propre | T. Géré | T. Libre | Total |
|--------------|-------------------------------|----------------|---------------|-------------------|----------------|-------------------|--------------------|--------------------|
| janvier | 384 519 | 476 425 | 22 682 | 34 007 218 | 532 921 | 25 505 516 | 148 766 856 | 209 696 137 |
| 2 | 4 746 | 1 658 | | 1 928 405 | | 310 823 | 2 452 800 | 4 698 432 |
| 5 | 5 057 | 52 666 | | 3 001 083 | 7 483 | 456 592 | 3 577 883 | 7 100 763 |
| 6 | 5 848 | 7 737 | | 768 056 | | 561 713 | 5 338 474 | 6 681 828 |
| 7 | 5 933 | | 11 364 | 759 026 | | 672 008 | 4 319 511 | 5 767 841 |
| 8 | 5 933 | 1 392 | | 926 380 | | 270 394 | 3 652 587 | 4 856 686 |
| 9 | 6 293 | 563 | | 484 426 | | 433 688 | 4 135 780 | 5 060 750 |
| 12 | 5 006 | 37 099 | | 1 615 331 | | 440 129 | 4 208 059 | 6 305 624 |
| 13 | 2 910 | | | 1 191 801 | | 479 627 | 3 963 499 | 5 637 838 |
| 14 | 7 569 | | | 2 727 431 | | 1 742 668 | 11 842 822 | 16 320 489 |
| 15 | 16 923 | | 3 945 | 2 428 211 | | 2 054 300 | 11 881 553 | 16 384 933 |
| 16 | 42 326 | | | 1 947 290 | | 1 270 914 | 9 121 805 | 12 382 336 |
| 19 | | 4 004 | | 760 476 | 52 000 | 1 200 566 | 6 238 549 | 8 255 594 |
| 20 | 15 000 | 47 670 | | 1 377 759 | | 1 515 137 | 5 847 309 | 8 802 876 |
| 21 | 28 700 | 16 | | 1 618 426 | | 1 732 067 | 6 024 811 | 9 404 021 |
| 22 | 29 718 | 144 560 | | 600 082 | | 1 466 188 | 7 746 957 | 9 987 505 |
| 23 | 35 560 | 85 225 | | 2 002 701 | | 1 699 832 | 11 964 826 | 15 788 144 |
| 26 | 46 221 | | | 952 501 | | 1 780 207 | 8 020 864 | 10 799 793 |
| 27 | 39 045 | 61 590 | | 2 592 469 | | 3 000 512 | 14 389 228 | 20 082 844 |
| 28 | 39 851 | 32 099 | 3 703 | 4 708 318 | 323 043 | 3 109 662 | 14 547 180 | 22 763 855 |
| 29 | 41 881 | 147 | 3 670 | 1 617 045 | 150 396 | 1 308 490 | 9 492 357 | 12 613 985 |
| Total | 384 519 | 476 425 | 22 682 | 34 007 218 | 532 921 | 25 505 516 | 148 766 856 | 209 696 137 |

Marché de Bloc

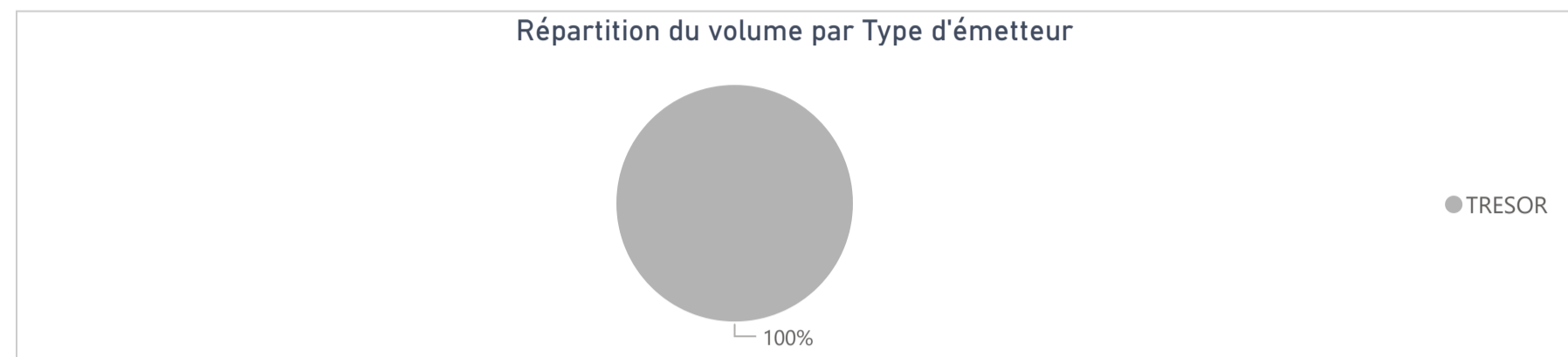
| Mois | T. Libre | Total |
|--------------|------------------|------------------|
| janvier | 4 345 300 | 4 345 300 |
| 15 | 2 172 402 | 2 172 402 |
| 16 | 2 172 899 | 2 172 899 |
| Total | 4 345 300 | 4 345 300 |

19 067 361

Capitaux traités sur l'année en TND

| Marché | Echanges | Quantité | Capitaux en TND |
|---------------------------|----------|----------|-----------------|
| Cote : Titres de Créances | 37 | 95 026 | 19 067 361 |

| Type d'émetteur | Echanges | Quantité | Capitaux en TND | Capitaux en % |
|-----------------|-----------|---------------|-------------------|----------------|
| TRESOR | 37 | 95 026 | 19 067 361 | 100,00% |
| Total | 37 | 95 026 | 19 067 361 | 100,00% |



| Achat | Echanges | Quantité | Capitaux en TND | Capitaux en % |
|--------------|-----------|---------------|-------------------|----------------|
| OPCVM | 23 | 87 783 | 19 002 863 | 99,66% |
| T. Libre | 7 | 4 911 | 40 978 | 0,21% |
| T. Géré | 7 | 2 332 | 23 519 | 0,12% |
| Total | 37 | 95 026 | 19 067 361 | 100,00% |

| Vente | Echanges | Quantité | Capitaux en TND | Capitaux en % |
|--------------|-----------|---------------|-------------------|----------------|
| OPCVM | 14 | 15 748 | 11 788 026 | 61,82% |
| Propre | 1 | 70 000 | 7 192 299 | 37,72% |
| T. Libre | 20 | 8 452 | 78 894 | 0,41% |
| T. Géré | 2 | 826 | 8 142 | 0,04% |
| Total | 37 | 95 026 | 19 067 361 | 100,00% |

Répartition des capitaux traités en TND par catégorie de donneurs d'ordres

| ACHAT | | | | |
|--------------|-------------------|---------------|---------------|-------------------|
| Mois | OPCVM | T. Géré | T. Libre | Total |
| janvier | 19 002 863 | 23 519 | 40 978 | 19 067 361 |
| 7 | | 9 118 | 26 169 | 35 287 |
| 8 | 10 848 420 | | | 10 848 420 |
| 9 | | | 2 095 | 2 095 |
| 12 | 51 042 | 4 175 | | 55 216 |
| 13 | 499 | | | 499 |
| 14 | 7 192 299 | | | 7 192 299 |
| 16 | 115 756 | | | 115 756 |
| 19 | 155 711 | 1 426 | | 157 136 |
| 20 | 54 536 | | | 54 536 |
| 21 | 524 833 | | | 524 833 |
| 22 | 59 769 | 7 201 | | 66 970 |
| 26 | | | 12 714 | 12 714 |
| 27 | | 1 600 | | 1 600 |
| Total | 19 002 863 | 23 519 | 40 978 | 19 067 361 |

| VENTE | | | | | |
|--------------|-------------------|------------------|--------------|---------------|-------------------|
| Mois | OPCVM | Propre | T. Géré | T. Libre | Total |
| janvier | 11 788 026 | 7 192 299 | 8 142 | 78 894 | 19 067 361 |
| 7 | | | 7 644 | 27 643 | 35 287 |
| 8 | 10 848 420 | | | | 10 848 420 |
| 9 | | | | 2 095 | 2 095 |
| 12 | 51 042 | | | 4 175 | 55 216 |
| 13 | 499 | | 499 | | 499 |
| 14 | | 7 192 299 | | | 7 192 299 |
| 16 | 105 687 | | | 10 070 | 115 756 |
| 19 | 155 711 | | | 1 426 | 157 136 |
| 20 | 50 317 | | | 4 219 | 54 536 |
| 21 | 524 833 | | | | 524 833 |
| 22 | 52 017 | | | 14 953 | 66 970 |
| 26 | | | | 12 714 | 12 714 |
| 27 | | | 1 600 | | 1 600 |
| Total | 11 788 026 | 7 192 299 | 8 142 | 78 894 | 19 067 361 |

| Séance du jour | | | | | | | | | | | | | | Année 2026 | | | |
|--------------------|---------------|-------|--------|----------|----------|-----------------|--------------|--------------|------------|------------------|-----------|-----------|----------------|------------|----------|-----------------|--|
| Valeur | Code ISIN | MNEMO | Groupe | Echanges | Quantité | Capitaux en TND | Clôture en % | Var. du Jour | Indicateur | VWAP Veille en % | VWAP en % | Var. VWAP | Ouverture en % | Echanges | Quantité | Capitaux en TND | |
| BTA 6.3% Oct 2026 | TN0008000580 | B1026 | 21 | | | | 98,000 | 0,00 % | NC | | | | 98,000 | 0 | 0 | 0 | |
| BTA6.7% Avril 2028 | TN0008000606 | B0428 | 21 | | | | 93,100 | 0,00 % | NC | | | | 93,100 | 0 | 0 | 0 | |
| BTA 6.3% Mars 2026 | TN0008000622 | B0326 | 21 | | | | 99,780 | 0,00 % | NC | | | | 99,660 | 2 | 1 018 | 1 069 703 | |
| BTA 6,6% Mars 2027 | TN0008000655 | B0327 | 21 | | | | 97,100 | 0,00 % | NC | | | | 97,100 | 0 | 0 | 0 | |
| BTA 7,5% Juil 2032 | TN0008000663 | B0732 | 21 | | | | 97,000 | 0,00 % | NC | | | | 97,000 | 0 | 0 | 0 | |
| BTA 7% Juil 2028 | TN0008000697 | B0728 | 21 | | | | 90,500 | 0,00 % | NC | | | | 90,500 | 0 | 0 | 0 | |
| BTA 7,2% Fev 2027 | TN0008000721 | B0227 | 21 | | | | 98,630 | 0,00 % | NC | | | | 97,590 | 3 | 7 600 | 7 998 105 | |
| BTA 7,4% Fev 2030 | TN0008000739 | B0230 | 21 | | | | 93,700 | 0,00 % | NC | | | | 93,450 | 1 | 50 | 50 317 | |
| BTA 7,2% Mai 2027 | TN0008000747 | B0527 | 21 | | | | 96,510 | 0,00 % | NC | | | | 96,510 | 0 | 0 | 0 | |
| BTA 8% Nov 2030 | TN0008000762 | B1130 | 21 | | | | 97,000 | 0,00 % | NC | | | | 97,000 | 0 | 0 | 0 | |
| BTA 7,3% Dec 2027 | TN0008000770 | B1227 | 21 | | | | 91,050 | 0,00 % | NC | | | | 91,050 | 0 | 0 | 0 | |
| BTA 7,5% Janv 2028 | TN0008000796 | B0128 | 21 | | | | 100,000 | 0,00 % | NC | | | | 100,000 | 0 | 0 | 0 | |
| BTA 8% Mars 2033 | TN0008000804 | B0333 | 21 | | | | 100,000 | 0,00 % | NC | | | | 100,000 | 0 | 0 | 0 | |
| BTA 7,5% Dec 2028 | TN0008000812 | B1228 | 21 | | | | 94,720 | 0,00 % | NC | | | | 94,720 | 0 | 0 | 0 | |
| BTA 8,8% Sept 2032 | TN14N1SD7B2 | B0932 | 21 | | | | 100,000 | 0,00 % | NC | | | | 100,000 | 0 | 0 | 0 | |
| BTA 8% Janv 2029 | TNHUVZNLATV4 | B0129 | 21 | | | | 100,000 | 0,00 % | NC | | | | 100,000 | 0 | 0 | 0 | |
| BTA 8,25% Juin2031 | TNN0S0ORH1F1 | B0631 | 21 | | | | 95,300 | 0,00 % | NC | | | | 95,300 | 0 | 0 | 0 | |
| BTA 9% sept 2029 | TNLRQIPOJY4 | B0929 | 21 | | | | 99,100 | 0,00 % | NC | | | | 98,700 | 2 | 430 | 438 126 | |
| BTA 9,4% aout 2033 | TNNUS2JABSF6 | B0833 | 21 | | | | 99,950 | 0,00 % | NC | | | | 100,010 | 1 | 800 | 831 328 | |
| BTA 9,5% aout 2035 | TN19GXXADLD0 | B0835 | 21 | | | | 100,000 | 0,00 % | NC | | | | 100,000 | 0 | 0 | 0 | |
| BTA 9,70% Oct 2027 | TN9EGII9CQ82 | B1027 | 21 | | | | 101,270 | 0,00 % | NC | | | | 100,000 | 1 | 50 | 52 017 | |
| BTA 9,87% Oct 2031 | TNOODT102PF5 | B1031 | 21 | | | | 100,000 | 0,00 % | NC | | | | 100,000 | 0 | 0 | 0 | |
| BTA 9,80% Oct 2028 | TN87SF5T9RO3 | B1028 | 21 | | | | 100,000 | 0,00 % | NC | | | | 100,000 | 0 | 0 | 0 | |
| BTA 9,89% Juin2033 | TNI5BPOGW9F1 | B0633 | 21 | | | | 100,000 | 0,00 % | NC | | | | 100,000 | 0 | 0 | 0 | |
| BTA 9,90% Dec 2034 | TNXJGTXAROH4 | B1234 | 21 | | | | 100,000 | 0,00 % | NC | | | | 100,000 | 0 | 0 | 0 | |
| BTA 9,87% Janv2032 | TNCYAUIJ413 | B0132 | 21 | | | | 102,110 | 0,00 % | NC | | | | 101,310 | 1 | 550 | 562 200 | |
| BTA 9,83% mars2034 | TNV7HGOLTYL8 | B0334 | 21 | | | | 100,000 | 0,00 % | NC | | | | 100,000 | 0 | 0 | 0 | |
| BTA 9,28% juin2028 | TNL8K8A9Q440 | B0628 | 21 | | | | 100,000 | 0,00 % | NC | | | | 100,000 | 0 | 0 | 0 | |
| BTA 9,49% juin2034 | TNBF55WVBO32 | B0634 | 21 | | | | 100,000 | 0,00 % | NC | | | | 100,000 | 0 | 0 | 0 | |
| BTA 9,37% juin2029 | TNNC6SZ1UFM6 | B0629 | 21 | | | | 100,270 | 0,00 % | NC | | | | 100,000 | 1 | 100 | 105 687 | |
| BTA 9,45% juil2035 | TNEHPA8HGPD7 | B0735 | 21 | | | | 100,000 | 0,00 % | NC | | | | 100,000 | 0 | 0 | 0 | |
| BTA 9,31% juin2030 | TNXS9NK4WGP1 | B0630 | 21 | | | | 99,930 | 0,00 % | NC | | | | 100,730 | 1 | 150 | 155 711 | |
| BTA 9,28% mars2029 | TN5NNTY0MW72 | B0329 | 21 | | | | 100,000 | 0,00 % | NC | | | | 100,000 | 0 | 0 | 0 | |
| BTA 9,40% Dec 2035 | TNQEVW1AZTU8 | B1235 | 21 | | | | 100,000 | 0,00 % | NC | | | | 100,000 | 0 | 0 | 0 | |
| ENAT2021 8,70%A PP | TN0008000820 | NA26 | 21 | | | | 95,000 | 0,00 % | NC | | | | 97,500 | 1 | 100 | 499 | |
| E NAT 2021 8,80% B | TN0008000838 | NB26 | 21 | | | | 100,000 | 0,00 % | NC | | | | 100,000 | 1 | 5 000 | 524 833 | |
| E NAT 2021 8,90% C | TN0008000846 | NC28 | 21 | | | | 93,000 | 0,00 % | NC | | | | 93,000 | 0 | 0 | 0 | |
| ENAT22021 8,70%APP | TN0008000887 | NA226 | 21 | | | | 97,000 | 0,00 % | NC | | | | 97,000 | 0 | 0 | 0 | |
| ENAT2 2021 8,80% B | TN0008000895 | NB226 | 21 | | | | 100,000 | 0,00 % | NC | | | | 100,000 | 0 | 0 | 0 | |
| ENAT2 2021 8,90% C | TN0008000903 | NC228 | 21 | | | | 95,000 | 0,00 % | NC | | | | 95,000 | 0 | 0 | 0 | |
| ENAT2 HASSAN21 APP | TN0008000853 | NH226 | 21 | | | | 100,000 | 0,00 % | NC | | | | 100,000 | 0 | 0 | 0 | |
| ENAT32021 8,70%APP | TNZBXQU5RZ91 | NA3F6 | 21 | | | | 100,000 | 0,00 % | NC | | | | 97,000 | 4 | 2 042 | 10 339 | |
| ENT32021T+2,45%APP | TNSUXW7EBUQ0 | NA3V6 | 21 | | | | 95,000 | 0,00 % | NC | | | | 95,000 | 0 | 0 | 0 | |
| ENAT3 2021 8,80% B | TNYZO6UGUZ33 | NB3F6 | 21 | | | | 94,500 | 0,00 % | NC | | | | 94,500 | 0 | 0 | 0 | |
| ENAT32021 T+2,55%B | TN5QHXZ8T348 | NB3V6 | 21 | | | | 100,000 | 0,00 % | NC | | | | 100,000 | 0 | 0 | 0 | |
| ENAT3 2021 8,90% C | TN3QL5M1QLW6 | NC3F8 | 21 | | | | 100,000 | 0,00 % | NC | | | | 100,000 | 0 | 0 | 0 | |
| ENAT32021 T+2,65%C | TNJP2LP1CVE1 | NC3V8 | 21 | | | | 100,000 | 0,00 % | NC | | | | 100,000 | 0 | 0 | 0 | |
| ENAT3 HASSAN21 APP | TNE5I87AYZT5 | NHA36 | 21 | | | | 100,000 | 0,00 % | NC | | | | 100,000 | 0 | 0 | 0 | |
| ENAT3 HASSAN2021 B | TNVSDML2VYJ5 | NHB36 | 21 | | | | 100,000 | 0,00 % | NC | | | | 100,000 | 0 | 0 | 0 | |
| ENAT3 HASSAN2021 C | TNJQ3VIAM1R9 | NHC38 | 21 | | | | 100,000 | 0,00 % | NC | | | | 100,000 | 0 | 0 | 0 | |
| ENAT1 2022 A 8,80% | TNPSLOPEJVO7 | NAF27 | 21 | | | | 98,000 | 0,00 % | NC | | | | 95,000 | 6 | 1 394 | 14 695 | |
| ENAT1 2022A T+2,4% | TNLEGO8CKWX3 | NAV27 | 21 | | | | 100,000 | 0,00 % | NC | | | | 92,500 | 1 | 1 170 | 12 714 | |
| ENAT1 2022 B 8,90% | TNHG2VXQ3BG0 | NBF29 | 21 | | | | 98,000 | 0,00 % | NC | | | | 100,000 | 1 | 20 | 1 688 | |
| ENAT1 2022B T+2,5% | TN0OU20VQY55 | NBV29 | 21 | | | | 100,000 | 0,00 % | NC | | | | 100,000 | 0 | 0 | 0 | |
| ENAT1 2022 C 9,10% | TN5XXZZ454U2 | NCF32 | 21 | | | | 100,000 | 0,00 % | NC | | | | 100,000 | 0 | 0 | 0 | |
| ENAT1 2022CT+2,65% | TNQHMI7RIBR5 | NCV32 | 21 | | | | 100,000 | 0,00 % | NC | | | | 100,000 | 0 | 0 | 0 | |
| ENAT1 HASSAN2022 A | TNCDR74CL701 | NHA27 | 21 | | | | 100,000 | 0,00 % | NC | | | | 100,000 | 0 | 0 | 0 | |
| ENAT1 HASSAN2022 B | TNBHB9XIP394 | NHB29 | 21 | | | | 100,000 | 0,00 % | NC | | | | 100,000 | 0 | 0 | 0 | |
| ENAT1 HASSAN2022 C | TNW11CNSIM5T4 | NHC32 | 21 | | | | 100,000 | 0,00 % | NC | | | | 100,000 | 0 | 0 | 0 | |
| ENAT22022 9,25%APP | TNJ1M1ZAWYG5 | NA2F7 | 21 | | | | 99,000 | 0,00 % | NC | | | | 99,000 | 0 | 0 | 0 | |
| ENT2 22 T+2,15%APP | TNQCK0BPZ5A4 | NA2V7 | 21 | | | | 100,000 | 0,00 % | NC | | | | 100,000 | 1 | 1 500 | 15 830 | |
| ENAT2 2022 9,35% B | TNQVH85WZ2K2 | NB2F9 | 21 | | | | 101,750 | 0,00 % | NC | | | | 101,750 | 0 | 0 | 0 | |
| ENAT22022 T+2,2% B | TNFOOWIRG8H7 | NB2V9 | 21 | | | | 100,000 | 0,00 % | NC | | | | 100,000 | 0 | 0 | 0 | |
| ENAT2 2022 9,60% C | TN19E02MTU05 | NC2F2 | 21 | | | | 100,700 | 0,00 % | NC | | | | 100,700 | 0 | 0 | 0 | |
| ENAT2 2022T+2,40%C | TN11TIB0EPV4 | NC2V2 | 21 | | | | 100,000 | 0,00 % | NC | | | | 100,000 | 0 | 0 | 0 | |
| ENAT2 HASSAN22 APP | TNM460WVRRP06 | NH2A7 | 21 | | | | 65,000 | 0,00 % | NC | | | | 65,000 | 0 | 0 | 0 | |
| ENAT2 HASSAN2022 B | TNU9AUB15T16 | NH2B9 | 21 | | | | 100,000 | 0,00 % | NC | | | | 100,000 | 0 | 0 | 0 | |
| ENAT2 HASSAN2022 C | TN714WHHNNWN4 | NH2C2 | 21 | | | | 100,000 | 0,00 % | NC | | | | 100,000 | 0 | 0 | 0 | |
| ENAT32022 9,25%APP | TNXNSU5ILB12 | NA3F7 | 21 | | | | 93,000 | 0,00 % | NC | | | | 93,000 | 0 | 0 | 0 | |
| ENT3 22 T+2,15%APP | TNWL1ODSXXK1 | NA3V7 | 21 | | | | 99,000 | 0,00 % | NC | | | | 99,000 | 0 | 0 | 0 | |
| ENAT3 2022 9,35% B | TNTRGVSC8DE36 | NB3F9 | 21 | | | | 100,170 | 0,00 % | NC | | | | 100,170 | 0 | 0 | 0 | |
| ENAT32022 T+2,2% B | TN0JN6PVVH38 | NB3V9 | 21 | | | | 100,000 | 0,00 % | NC | | | | 100,000 | 0 | 0 | 0 | |
| ENAT3 2022 9,60% C | TN44A4WPDZOC1 | NC3F2 | 21 | | | | 100,000 | 0,00 % | NC | | | | 100,000 | 0 | 0 | 0 | |
| ENAT3 2022T+2,40%C | TNI209I05G66 | NC3V2 | 21 | | | | 100,000 | 0,00 % | NC | | | | 100,000 | 0 | 0 | 0 | |
| ENAT42022 9,35%APP | TNOAYHSVTHY1 | NA4F7 | 21 | | | | 99,000 | 0,00 % | NC | | | | 99,000 | 0 | 0 | 0 | |
| ENT4 2022 T+2% APP | TN2MV0GUKOAS | NA4V7 | 21 | | | | 100,750 | 0,00 % | NC | | | | 100,750 | 0 | 0 | 0 | |
| ENAT4 2022 9,4% B | TNWRCVSYL730 | NB4F9 | 21 | | | | 96,000 | 0,00 % | NC | | | | 96,000 | 0 | 0 | 0 | |
| ENAT42022T+2,05% B | TN7PM93UZP50 | NB4V9 | 21 | | | | 100,000 | 0,00 % | NC | | | | 100,000 | 0 | 0 | 0 | |
| ENAT4 2022 9,60% C | TNEFT8MXXYZ3 | NC4F2 | 21 | | | | 100,000 | 0,00 % | NC | | | | 100,000 | 0 | 0 | 0 | |
| ENAT4 2022T+2,25%C | TNVFSFLG1FH4 | NC4V2 | 21 | | | | 100,000 | 0,00 % | NC | | | | 100,000 | 0 | 0 | 0 | |
| ENAT4HASSAN2022APP | TNA3G5IE2961 | NH4A7 | 21 | | | | 100,000 | 0,00 % | NC | | | | 100,000 | 0 | 0 | 0 | |
| ENAT4 HASSAN2022 C | TNQR5G236GA1 | NH4C2 | 21 | | | | 100,000 | 0,00 % | NC | | | | 100,000 | 0 | 0 | 0 | |
| ENAT12023 9,75%APP | TN6DQ00JLT7 | NAF28 | 21 | | | | 97,000 | 0,00 % | NC | | | | 97,000 | 0 | 0 | 0 | |
| ENT12023T+1,7% APP | TNBYTZTD19Z0 | NAV28 | 21 | | | | 91,000 | 0,00 % | NC | | | | 91,000 | 0 | 0 | 0 | |
| ENAT1 2023 9,8% B | TNCGJF5TW027 | NBF30 | 21 | | | | 93,500 | 0,00 % | NC | | | | 93,500 | 0 | 0 | 0 | |
| ENAT12023T+1,75% B | TN3C6DVEWM76 | NBV30 | 21 | | | | 100,000 | 0,00 % | NC | | | | 100,000 | 0 | 0 | 0 | |
| ENAT1 2023 9,95% C | TNNTKTEOSCIW5 | NCF33 | 21 | | | | 99,000 | 0,00 % | NC | | | | 99,000 | 0 | 0 | 0 | |
| ENAT1 2023T+1,95%C | TNHZAONAPWF9 | NCV33 | 21 | | | | 100,620 | 0,00 % | NC | | | | 100,620 | 0 | 0 | 0 | |
| ENAT1HASSAN2023APP | TNJ77SUL9423 | NHA28 | 21 | | | | 100,000 | 0,00 % | NC | | | | 100,000 | 0 | | | |

| Séance du jour | | | | | | | | | | | | | | Année 2026 | | | |
|--------------------|------------------------------|---------------|-------|--------|----------|----------|-----------------|--------------|--------------|------------|------------------|-----------|-----------|----------------|----------|----------|-----------------|
| Valeur | Emetteur | Code ISIN | MNEMO | Groupe | Echanges | Quantité | Capitaux en TND | Clôture en % | Var. du Jour | Indicateur | VWAP Veille en % | VWAP en % | Var. VWAP | Ouverture en % | Echanges | Quantité | Capitaux en TND |
| BTE0930 5.85%AP20 | BTE | TN0001300607 | BE10B | 21 | | | | 100,000 | 0,00 % | NC | | | | 100,000 | 0 | 0 | 0 |
| BTE0232 6.25%P20 | BTE | TN0001300623 | BE11F | 21 | | | | 100,000 | 0,00 % | NC | | | | 100,000 | 0 | 0 | 0 |
| BTEB0127 11.5%P7-2 | BTE | TN0001300680 | BE9BF | 21 | | | | 100,000 | 0,00 % | NC | | | | 100,000 | 0 | 0 | 0 |
| BTEB0127T+3.25P7-2 | BTE | TN0001300698 | BE9BV | 21 | | | | 100,000 | 0,00 % | NC | | | | 100,000 | 0 | 0 | 0 |
| BSA0627 8.75% P5PP | BIAT | TN059Z110G78 | B22AF | 21 | | | | 100,000 | 0,00 % | NC | | | | 100,000 | 0 | 0 | 0 |
| BSA0627T+2.55%P5PP | BIAT | TN2XZZTDCR70 | B22AV | 21 | | | | 100,000 | 0,00 % | NC | | | | 100,000 | 0 | 0 | 0 |
| BSB0627 8.75% P5 | BIAT | TNBLRFH96SL4 | B22BF | 21 | | | | 100,130 | 0,00 % | NC | | | | 100,130 | 0 | 0 | 0 |
| BSB0627T+2.55% P5 | BIAT | TNUALDKV3BS3 | B22BV | 21 | | | | 100,000 | 0,00 % | NC | | | | 100,000 | 0 | 0 | 0 |
| BSC0627 9.15% IF5 | BIAT | TNODT45XV9P9 | B22CF | 21 | | | | 98,440 | 0,00 % | NC | | | | 98,440 | 0 | 0 | 0 |
| BSC0627T+2.95% IF5 | BIAT | TN9MG9S138K0 | B22CV | 21 | | | | 91,720 | 0,00 % | NC | | | | 91,720 | 0 | 0 | 0 |
| BSD0629 9.20% P7-2 | BIAT | TN8J8QFA4123 | B22DF | 21 | | | | 100,000 | 0,00 % | NC | | | | 100,000 | 0 | 0 | 0 |
| BSD0629 T+3% P7-2 | BIAT | TNGOJL11N67 | B22DV | 21 | | | | 100,000 | 0,00 % | NC | | | | 100,000 | 0 | 0 | 0 |
| BSE0629 9.45% IF7 | BIAT | TNPZ2BZUFO23 | B22EF | 21 | | | | 100,000 | 0,00 % | NC | | | | 100,000 | 0 | 0 | 0 |
| BSE0629T+3.25% IF7 | BIAT | TN4IAOG12753 | B22EV | 21 | | | | 100,000 | 0,00 % | NC | | | | 100,000 | 0 | 0 | 0 |
| BSF0632 9.60%P10-5 | BIAT | TNGQ611JKPR4 | B22FF | 21 | | | | 100,000 | 0,00 % | NC | | | | 100,000 | 0 | 0 | 0 |
| BSF0632T+3.35P10-5 | BIAT | TNDJUT047V9 | B22FV | 21 | | | | 100,180 | 0,00 % | NC | | | | 100,180 | 0 | 0 | 0 |
| BSG0632 9.70% IF10 | BIAT | TNFSFT39R800 | B22GF | 21 | | | | 100,760 | 0,00 % | NC | | | | 100,760 | 0 | 0 | 0 |
| BSG0632T+3.45%IF10 | BIAT | TNHD4NKEWF69 | B22GV | 21 | | | | 100,000 | 0,00 % | NC | | | | 100,000 | 0 | 0 | 0 |
| BH SC0326 10.3P7-2 | BH BANK | TN0001901115 | B59CF | 21 | | | | 100,000 | 0,00 % | NC | | | | 100,000 | 0 | 0 | 0 |
| BH SC0326T+2.6P7-2 | BH BANK | TN0001901123 | B59CV | 21 | | | | 100,000 | 0,00 % | NC | | | | 100,000 | 0 | 0 | 0 |
| BHSA1026T+2.55P5-1 | BH BANK | TNSH8NXC1WC4 | BS21A | 21 | | | | 100,860 | 0,00 % | NC | | | | 100,860 | 0 | 0 | 0 |
| BHSB1026T+2.7%INF5 | BH BANK | TNIHW049ARG5 | BS21B | 21 | | | | 100,000 | 0,00 % | NC | | | | 100,000 | 0 | 0 | 0 |
| BH SC1028 9.1%P7-2 | BH BANK | TNOPIDORGAE6 | BS21C | 21 | | | | 99,970 | 0,00 % | NC | | | | 99,970 | 0 | 0 | 0 |
| BHSD1028T+2.9%P7-2 | BH BANK | TNA4HARL4UU5 | BS21D | 21 | | | | 100,000 | 0,00 % | NC | | | | 100,000 | 0 | 0 | 0 |
| STB0528T+1.75%AP20 | STB | TN0002601003 | STB8C | 21 | | | | 100,000 | 0,00 % | NC | | | | 100,000 | 0 | 0 | 0 |
| STB0533 T+2.0%AP25 | STB | TN0002601011 | STB8D | 21 | | | | 100,000 | 0,00 % | NC | | | | 100,000 | 0 | 0 | 0 |
| STB SC1126 11%P7-2 | STB | TN0002601169 | S91CF | 21 | | | | 100,150 | 0,00 % | NC | | | | 100,150 | 0 | 0 | 0 |
| STBSC1126T+2.8P7-2 | STB | TN0002601177 | S91CV | 21 | | | | 100,000 | 0,00 % | NC | | | | 100,000 | 0 | 0 | 0 |
| STBSD1126 11,5%IF7 | STB | TN0002601185 | SB91D | 21 | | | | 100,000 | 0,00 % | NC | | | | 100,000 | 0 | 0 | 0 |
| STB SC0427 11%P7-2 | STB | TN0002601219 | S20CF | 21 | | | | 100,150 | 0,00 % | NC | | | | 100,150 | 0 | 0 | 0 |
| STBSA0127 8.7% AP5 | STB | TNWQSQOMZ65V8 | S21AF | 21 | | | | 99,520 | 0,00 % | NC | | | | 99,520 | 0 | 0 | 0 |
| STBSA0127T+2.3%AP5 | STB | TN8X3GZLYOR8 | S21AV | 21 | | | | 98,820 | 0,00 % | NC | | | | 98,820 | 0 | 0 | 0 |
| STBSB0127 8.95%IF5 | STB | TNTGLIP3KDL6 | S21BF | 21 | | | | 100,000 | 0,00 % | NC | | | | 100,000 | 0 | 0 | 0 |
| STBSB0127T+2.55IF5 | STB | TN4U MPL967X2 | S21BV | 21 | | | | 100,000 | 0,00 % | NC | | | | 100,000 | 0 | 0 | 0 |
| STBSC0127 9.1% AP5 | STB | TNXFR5BNBPM9 | S21CF | 21 | | | | 100,000 | 0,00 % | NC | | | | 100,000 | 0 | 0 | 0 |
| STBSC0127T+2.7%AP5 | STB | TN2MYCP047G7 | S21CV | 21 | | | | 100,000 | 0,00 % | NC | | | | 100,000 | 0 | 0 | 0 |
| STBSD0127 9.35%IF5 | STB | TNL6Z2LXMEP5 | S21DF | 21 | | | | 100,000 | 0,00 % | NC | | | | 100,000 | 0 | 0 | 0 |
| STBSE0127 8.7% AP5 | STB | TNOR77XCOAH0 | S21EF | 21 | | | | 100,000 | 0,00 % | NC | | | | 100,000 | 0 | 0 | 0 |
| AB0528 7.0%AP20 | AB | TN0003400330 | AB58B | 21 | | | | 100,000 | 0,00 % | NC | | | | 100,000 | 0 | 0 | 0 |
| AB SA0226 9% AP5PP | AB | TN0003400652 | AB53A | 21 | | | | 100,000 | 0,00 % | NC | | | | 100,000 | 0 | 0 | 0 |
| AB SB0226 9.2% AP5 | AB | TN0003400660 | AB53B | 21 | | | | 99,990 | 0,00 % | NC | | | | 99,990 | 0 | 0 | 0 |
| ABSC0228 9.4%AP7-2 | AB | TN0003400678 | AB53C | 21 | | | | 100,000 | 0,00 % | NC | | | | 100,000 | 0 | 0 | 0 |
| AB SA0428T+2.7P7-2 | AB | TN0003400686 | AB51A | 21 | | | | 100,000 | 0,00 % | NC | | | | 100,000 | 0 | 0 | 0 |
| AB SB0431T+2.8AP10 | AB | TN0003400694 | AB51B | 21 | | | | 100,000 | 0,00 % | NC | | | | 100,000 | 0 | 0 | 0 |
| ABSA1028 10.05%AP5 | AB | TNDE9EH7SA12 | AB3AF | 21 | | | | 100,000 | 0,00 % | NC | | | | 100,000 | 0 | 0 | 0 |
| ABSA1028T+2.15%AP5 | AB | TNL8PUB9C93 | AB3AV | 21 | | | | 100,000 | 0,00 % | NC | | | | 100,000 | 0 | 0 | 0 |
| ABSC1030 10.2%P7-2 | AB | TN5PTKYMCD13 | AB3CF | 21 | | | | 100,000 | 0,00 % | NC | | | | 100,000 | 0 | 0 | 0 |
| ABSC1030T+2.3%P7-2 | AB | TNTMU1DJ45H4 | AB3CV | 21 | | | | 100,000 | 0,00 % | NC | | | | 100,000 | 0 | 0 | 0 |
| ABSD1030 10.3% IF7 | AB | TN0GGA4FRX47 | AB3DF | 21 | | | | 100,000 | 0,00 % | NC | | | | 100,000 | 0 | 0 | 0 |
| ABSD1030 T+2.4%IF7 | AB | TNR3ZRJWC984 | AB3DV | 21 | | | | 100,000 | 0,00 % | NC | | | | 100,000 | 0 | 0 | 0 |
| ABSA1130T+1.65%AP5 | AB | TNQK7QIECB53 | AB55A | 21 | | | | 100,000 | 0,00 % | NC | | | | 100,000 | 0 | 0 | 0 |
| ABSB1132T+1.75P7-2 | AB | TNA3Z7AYXXX2 | AB55B | 21 | | | | 100,000 | 0,00 % | NC | | | | 100,000 | 0 | 0 | 0 |
| ATB0527T+1.75%AP20 | ATB | TN0003600491 | ATB7C | 21 | | | | 100,000 | 0,00 % | NC | | | | 100,000 | 0 | 0 | 0 |
| ATB0532T+2.0%AP25 | ATB | TN0003600509 | ATB7D | 21 | | | | 100,000 | 0,00 % | NC | | | | 100,000 | 0 | 0 | 0 |
| ATB0529 5.9%P20-5 | ATB | TN0003600582 | ATB82 | 21 | | | | 100,000 | 0,00 % | NC | | | | 100,000 | 0 | 0 | 0 |
| ATBSB0328T+2.1AP10 | ATB | TN0003600657 | ATB5B | 21 | | | | 100,000 | 0,00 % | NC | | | | 100,000 | 0 | 0 | 0 |
| UIB0729 5.85%AP20 | UIB | TN0003900248 | UB91C | 21 | | | | 95,000 | 0,00 % | NC | | | | 95,000 | 0 | 0 | 0 |
| UIB0831 6.3%P20 | UIB | TN0003900263 | U111B | 21 | | | | 91,600 | 0,00 % | NC | | | | 91,600 | 0 | 0 | 0 |
| UIB0133 6.70% AP20 | UIB | TN0003900305 | UB21C | 21 | | | | 100,000 | 0,00 % | NC | | | | 100,000 | 0 | 0 | 0 |
| BTk0230 5.85%P20 | BTk | TN0004620142 | BTk9D | 21 | | | | 100,000 | 0,00 % | NC | | | | 100,000 | 0 | 0 | 0 |
| BTk0130 T+2.5% AP5 | BTk | TN3Z8RRR997 | BTk24 | 21 | | | | 100,000 | 0,00 % | NC | | | | 100,000 | 0 | 0 | 0 |
| WIBIC0626 10.75%P7 | WIFACK INTERNATIONAL BANK | TN0007200199 | WB19C | 21 | | | | 98,000 | 0,00 % | NC | | | | 98,000 | 0 | 0 | 0 |
| WIB ID 0626 11%P7 | WIFACK INTERNATIONAL BANK | TN0007200207 | WB19D | 21 | | | | 100,000 | 0,00 % | NC | | | | 100,000 | 0 | 0 | 0 |
| WIB A 0128 9.25%P5 | WIFACK INTERNATIONAL BANK | TNR4CLXNS261 | WB22A | 21 | | | | 100,000 | 0,00 % | NC | | | | 100,000 | 0 | 0 | 0 |
| WIBB0130 9.75%P7-2 | WIFACK INTERNATIONAL BANK | TN6K3BUB12 | WB22B | 21 | | | | 100,000 | 0,00 % | NC | | | | 100,000 | 0 | 0 | 0 |
| WC0133 10.25%P10-2 | WIFACK INTERNATIONAL BANK | TNMC9HTIB5A4 | WB22C | 21 | | | | 100,000 | 0,00 % | NC | | | | 100,000 | 0 | 0 | 0 |
| ABCB0627 11,5%P7-2 | ABC TUNISIE | TN0007780075 | AC20B | 21 | | | | 100,000 | 0,00 % | NC | | | | 100,000 | 0 | 0 | 0 |
| TL B0626 11.7%P7-2 | TUNISIE LEASING ET FACTORING | TN0002102127 | T91BF | 21 | | | | 102,630 | 0,00 % | NC | | | | 102,630 | 0 | 0 | 0 |
| TLFA0426 9.70%AP5 | TUNISIE LEASING ET FACTORING | TN0002102150 | T211A | 21 | | | | 99,510 | 0,00 % | NC | | | | 99,510 | 0 | 0 | 0 |
| TLF SA1026 9.8%AP5 | TUNISIE LEASING ET FACTORING | TNZ5BU7F6WY7 | T215A | 21 | | | | 100,880 | 0,00 % | NC | | | | 100,880 | 0 | 0 | 0 |
| TLF 0427 9.6% AP5 | TUNISIE LEASING ET FACTORING | TNYJL6N2AEP6 | TL22F | 21 | | | | 100,440 | 0,00 % | NC | | | | 100,440 | 0 | 0 | 0 |
| TLF0427 T+2.75%AP5 | TUNISIE LEASING ET FACTORING | TNKU48FZVRH1 | TL22V | 21 | | | | 100,000 | 0,00 % | NC | | | | 100,000 | 0 | 0 | 0 |
| TLF 1027 10% AP5 | TUNISIE LEASING ET FACTORING | TNXIY8MEDJE3 | T222F | 21 | | | | 100,000 | 0,00 % | NC | | | | 100,000 | 0 | 0 | 0 |
| TLF1027 T+2.75%AP5 | TUNISIE LEASING ET FACTORING | TNR0099VZUY8 | T222V | 21 | | | | 100,000 | 0,00 % | NC | | | | 100,000 | 0 | 0 | 0 |
| TLF0428 10,55% AP5 | TUNISIE LEASING ET FACTORING | TN99P7ZUER9Y | TL231 | 21 | | | | 100,000 | 0,00 % | NC | | | | 100,000 | 0 | 0 | 0 |
| TLF0129 10,70% AP5 | TUNISIE LEASING ET FACTORING | TNMCJHUZPRD0 | TL23F | 21 | | | | 99,130 | 0,00 % | NC | | | | 99,130 | 0 | 0 | 0 |
| TLF0129T+2.5%AP5 | TUNISIE LEASING ET FACTORING | TNQYE48RCJT2 | TL23V | 21 | | | | 100,000 | 0,00 % | NC | | | | 100,000 | 0 | 0 | 0 |
| TLF0529 10,60% AP5 | TUNISIE LEASING ET FACTORING | TN45CYEXIIVY5 | TL24F | 21 | | | | 100,000 | 0,00 % | NC | | | | 100,000 | 0 | 0 | 0 |
| TLF 0529T+2.5% AP5 | TUNISIE LEASING ET FACTORING | TNUSNP2H8PH1 | TL24V | 21 | | | | 100,000 | 0,00 % | NC | | | | 100,000 | 0 | 0 | 0 |
| TLF0929 10,50% AP5 | TUNISIE LEASING ET FACTORING | TN1PE0BZOLR6 | T242F | 21 | | | | 100,000 | 0,00 % | NC | | | | 100,000 | 0 | 0 | 0 |
| TLF0929 T+2.5% AP5 | TUNISIE LEASING ET FACTORING | TNP89T6GQDD0 | T242V | 21 | | | | 100,000 | 0,00 % | NC | | | | 100,000 | 0 | 0 | 0 |
| TLF 0530 10% AP5 | TUNISIE LEASING ET FACTORING | TNQ8KNUQO9D7 | TL251 | 21 | | | | 100,000 | 0,00 % | NC | | | | 100,000 | 0 | 0 | 0 |
| TLF51130 9.25% AP5 | TUNISIE LEASING ET FACTORING | TNMTWPZD31L4 | TL252 | 21 | | | | 100,000 | 0,00 % | NC | | | | 100,000 | 0 | 0 | 0 |

2 885

Capitaux traités sur l'année en TND

Cotation électronique

| Echanges | Quantité | Capitaux en TND |
|----------|----------|-----------------|
| 5 | 300 | 2 826 |

Répartition par catégorie de donneurs d'ordres

| Achat | Echanges | Quantité | Capitaux en TND | Capitaux en % |
|--------------|----------|------------|-----------------|----------------|
| T. Libre | 5 | 300 | 2 826 | 100,00% |
| Total | 5 | 300 | 2 826 | 100,00% |

| Vente | Echanges | Quantité | Capitaux en TND | Capitaux en % |
|--------------|----------|------------|-----------------|----------------|
| T. Libre | 5 | 300 | 2 826 | 100,00% |
| Total | 5 | 300 | 2 826 | 100,00% |

Cotation sur Panneaux : Les enchères

| Echanges | Quantité | Capitaux en TND |
|----------|----------|-----------------|
| 6 | 36 | 59 |

Répartition par catégorie de donneurs d'ordres

| Achat | Echanges | Quantité | Capitaux en TND | Capitaux en % |
|--------------|----------|-----------|-----------------|----------------|
| T.Libre | 6 | 36 | 59 | 100,00% |
| Total | 6 | 36 | 59 | 100,00% |

| Vente | Echanges | Quantité | Capitaux en TND | Capitaux en % |
|--------------|----------|-----------|-----------------|----------------|
| T.Libre | 6 | 36 | 59 | 100,00% |
| Total | 6 | 36 | 59 | 100,00% |

Le Marché Hors Cote : Activité par valeur sur le système de cotation électronique

| Séance du jour | | | | | | | | | | | | | Année 2026 | | | | |
|-------------------|--------------|-------|--------|----------|------------|-----------------|---------|--------------|------------|-------------|------|-----------|------------|------------------|----------|------------|-----------------|
| Valeur | Code ISIN | MNEMO | Groupe | Echanges | Quantité | Capitaux en TND | Clôture | Var. du Jour | Indicateur | VWAP Veille | VWAP | Var. VWAP | Ouverture | Rendement annuel | Echanges | Quantité | Capitaux en TND |
| SITEX | TN0004300307 | SITEX | 13 | | | | 2,650 | 0,00 % | NC | | | | 2,410 | 9,96 % | 1 | 1 | 3 |
| STE TUN. DU SUCRE | TN0006170013 | STS | 13 | 3 | 297 | 2 804 | 9,440 | -2,38 % | | 9,440 | | | 9,600 | -1,67 % | 4 | 299 | 2 823 |
| Total | | | | 3 | 297 | 2 804 | | | | | | | | | 5 | 300 | 2 826 |