

Sommaire

Page

-Indicateurs de la séance & Activité des marchés

2

-Palmarès de la Séance

3

-Activité des marchés sur l'année

4

-Le Marché Principal

5

· Activité sur l'année par compartiment et par groupe de cotation

5

· Activité détaillée par valeur

6

· Répartition du volume des transactions sur l'année par catégorie de donneurs d'ordres

8

-Le Marché Obligataire

10

-Le Marché Hors-cote

13

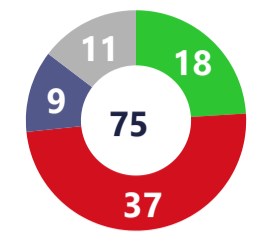
| Capitaux traités en TND | | |
|--------------------------|--------------------------|-----------|
| Séance du jour | Cumul annuel 2026 | |
| 7 100 763 | 97 503 445 | 574,58 % |
| Total | Total | |
| 7 100 763 | 11 799 195 | 129,84 % |
| Cote : Titres de Capital | Cote : Titres de Capital | |
| 0 | 0 | -100,00 % |
| Cote : Titres de créance | Cote : Titres de créance | |
| 0 | 0 | -100,00 % |
| Hors Cote | Hors Cote | |
| 0 | 85 704 251 | 823,67 % |
| Enregistrements | Enregistrements | |
| 0 | 0 | |
| Déclarations | Déclarations | |

| Quantités traitées | | |
|-------------------------|-------------------------|-----------|
| Séance du jour | Cumul annuel 2026 | |
| 785 181 | 3 718 367 | 373,67 % |
| Total | Total | |
| 785 181 | 1 314 820 | 95,50 % |
| Cote: Titres de capital | Cote: Titres de capital | |
| 0 | 0 | -100,00 % |
| Cote: Titres de Créance | Cote: Titres de créance | |
| 0 | 0 | -100,00 % |
| Hors Cote | Hors cote | |
| 0 | 2 403 547 | 2198,77 % |
| Enregistrements | Enregistrements | |
| 0 | 0 | |
| Déclarations | Déclarations | |

| Nombre de Transactions | | |
|--------------------------|--------------------------|-----------|
| Séance du jour | Cumul annuel 2026 | |
| 2 467 | 4 406 | 87,89 % |
| Total | Total | |
| 2 467 | 4 400 | 92,56 % |
| Cote: Titres de capital | Cote: Titres de capital | |
| 0 | 0 | -100,00 % |
| Cote : Titres de créance | Cote : Titres de créance | |
| 0 | 0 | -100,00 % |
| Hors cote | Hors cote | |
| 0 | 6 | -33,33 % |
| Enregistrements | Enregistrements | |
| 0 | 0 | |
| Déclarations | Déclarations | |

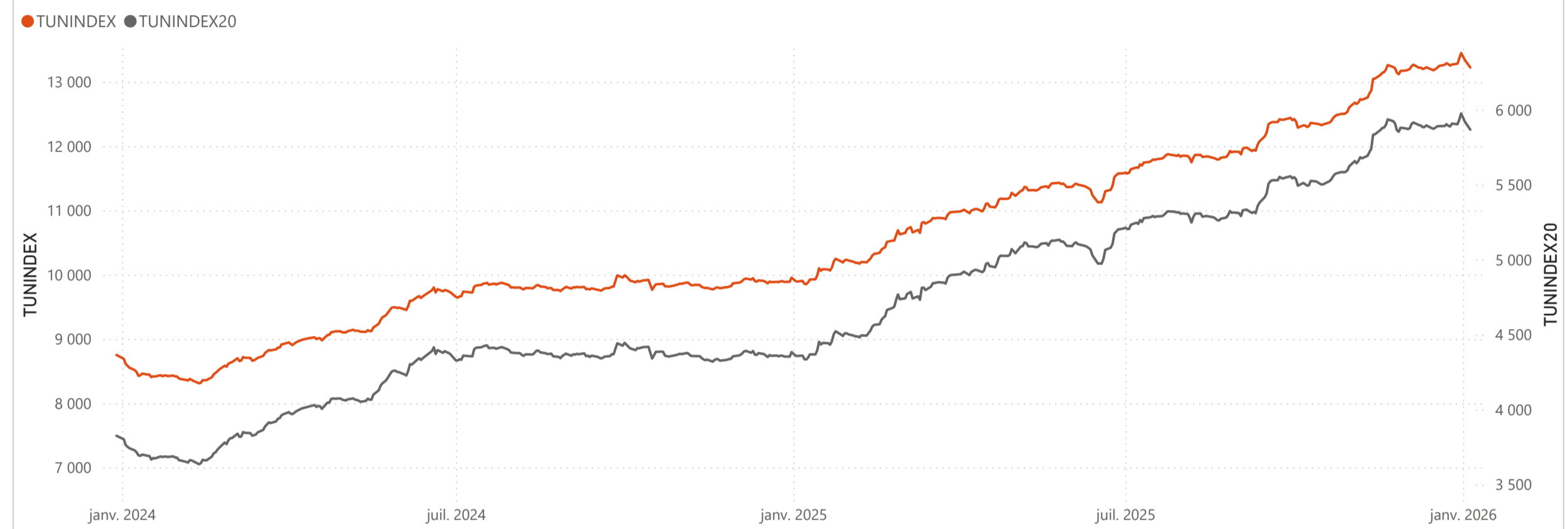
| Cap. Boursière en MD | |
|----------------------|---------------|
| 34 280 | |
| -0,78 % | -1,11 % |
| Var. Jour | Var. annuelle |

| Marchés | Echanges Bloc | Quantité Bloc | Capitaux Bloc | Echanges | Quantité | Capitaux en TND |
|------------------|---------------|---------------|---------------|----------|----------|-----------------|
| Marché Principal | 0 | 0 | 0 | 2 467 | 785 181 | 7 100 763 |

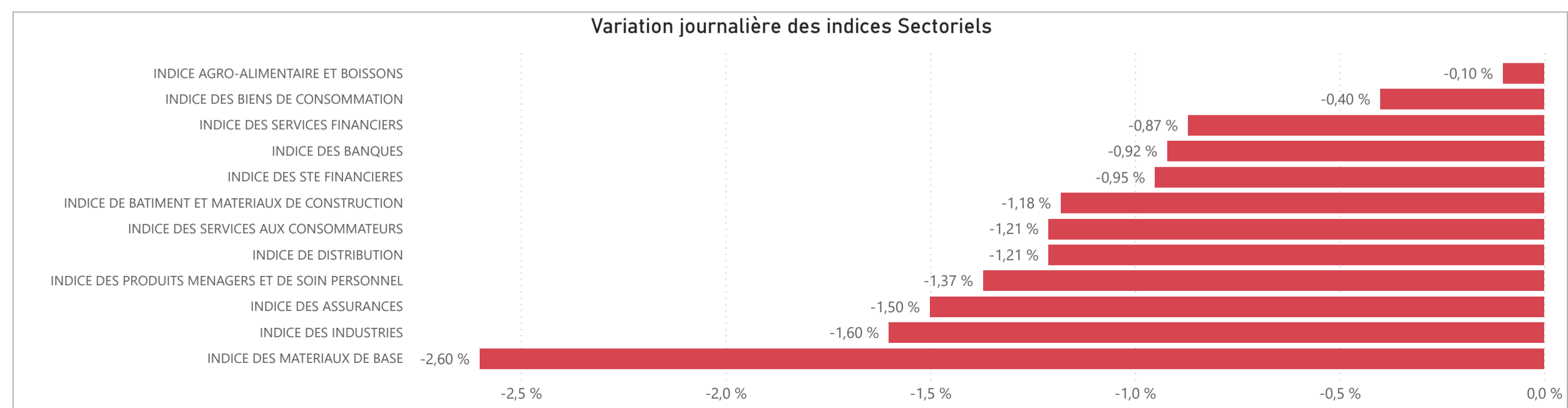


● Hausse ● Baisse ● Inchangé ● NC ● Suspendu

| TUNINDEX | -0,89 % | -1,68 % | Plus haut de l'année | Plus bas de l'année | TUNINDEX20 | -0,92 % | -1,81 % | Plus haut de l'année | Plus bas de l'année |
|-----------|--------------|------------|----------------------|---------------------|------------|--------------|------------|----------------------|---------------------|
| 13 223,56 | Var. du Jour | Var. année | 13 341,96 | 13 223,56 | 5 867,11 | Var. du Jour | Var. année | 5 921,35 | 5 867,11 |
| | | | 02/01/2026 | 05/01/2026 | | | | 02/01/2026 | 05/01/2026 |



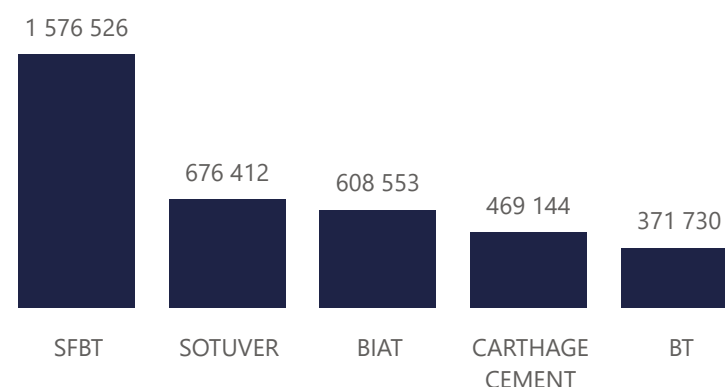
| INDICES SECTORIELS | Indice du Jour | Indice Veille | Var. du Jour | Var. sur l'année | Poids dans TUNINDEX | Plus haut de l'année | Plus bas de l'année |
|---|----------------|---------------|--------------|------------------|---------------------|----------------------|---------------------|
| INDICE DES STE FINANCIERES | 10 200,32 | 10 298,66 | -0,95 % | -2,15 % | 63,41 % | 02/01/2026 | 10 298,66 |
| INDICE DES BANQUES | 9 453,34 | 9 540,90 | -0,92 % | -2,24 % | 55,60 % | 02/01/2026 | 9 540,90 |
| INDICE DES ASSURANCES | 19 407,17 | 19 702,17 | -1,50 % | -2,01 % | 4,32 % | 02/01/2026 | 19 702,17 |
| INDICE DES SERVICES FINANCIERS | 18 552,98 | 18 715,79 | -0,87 % | -0,95 % | 3,49 % | 02/01/2026 | 18 715,79 |
| INDICE DES SERVICES AUX CONSOMMATEURS | 4 905,68 | 4 965,90 | -1,21 % | -1,57 % | 3,40 % | 02/01/2026 | 4 965,90 |
| INDICE DE DISTRIBUTION | 7 728,88 | 7 823,75 | -1,21 % | -1,57 % | 3,40 % | 02/01/2026 | 7 823,75 |
| INDICE DES BIENS DE CONSOMMATION | 11 316,74 | 11 362,05 | -0,40 % | -0,33 % | 21,63 % | 02/01/2026 | 11 362,05 |
| INDICE AGRO-ALIMENTAIRE ET BOISSONS | 14 106,32 | 14 121,09 | -0,10 % | 0,30 % | 16,63 % | 02/01/2026 | 14 121,09 |
| INDICE DES PRODUITS MENAGERS ET DE SOIN PERSONNEL | 3 462,08 | 3 510,02 | -1,37 % | -2,36 % | 4,99 % | 02/01/2026 | 3 510,02 |
| INDICE DES INDUSTRIES | 1 769,09 | 1 797,82 | -1,60 % | -1,75 % | 7,35 % | 02/01/2026 | 1 797,82 |
| INDICE DE BATIMENT ET MATERIAUX DE CONSTRUCTION | 770,61 | 779,83 | -1,18 % | -1,01 % | 3,34 % | 02/01/2026 | 779,83 |
| INDICE DES MATERIAUX DE BASE | 6 589,20 | 6 764,78 | -2,60 % | -3,02 % | 2,01 % | 02/01/2026 | 6 764,78 |



Valeurs les plus actives

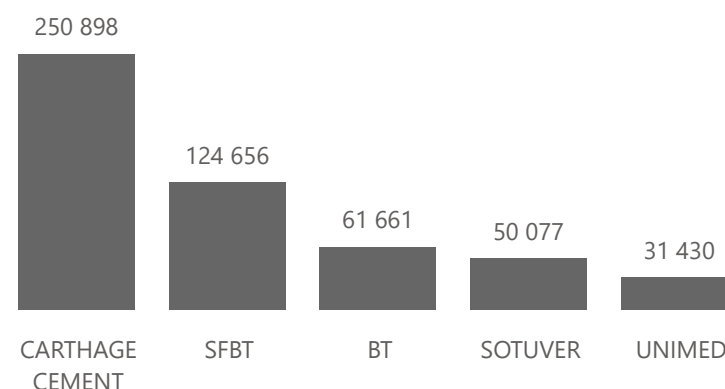
| Valeur | Compartiment | Groupe | Capitaux en TND |
|-----------------|--------------|--------|-----------------|
| SFBT | A | 11 | 1 576 526 |
| SOTUVER | A | 11 | 676 412 |
| BIAT | A | 11 | 608 553 |
| CARTHAGE CEMENT | A | 11 | 469 144 |
| BT | A | 11 | 371 730 |

Capitaux en TND



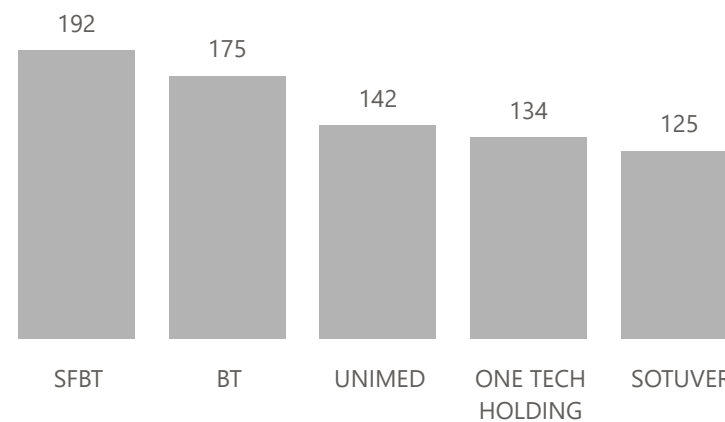
| Valeur | Compartiment | Groupe | Quantité |
|-----------------|--------------|--------|----------|
| CARTHAGE CEMENT | A | 11 | 250 898 |
| SFBT | A | 11 | 124 656 |
| BT | A | 11 | 61 661 |
| SOTUVER | A | 11 | 50 077 |
| UNIMED | A | 11 | 31 430 |

Quantité



| Valeur | Compartiment | Groupe | Echanges |
|------------------|--------------|--------|----------|
| SFBT | A | 11 | 192 |
| BT | A | 11 | 175 |
| UNIMED | A | 11 | 142 |
| ONE TECH HOLDING | A | 11 | 134 |
| SOTUVER | A | 11 | 125 |

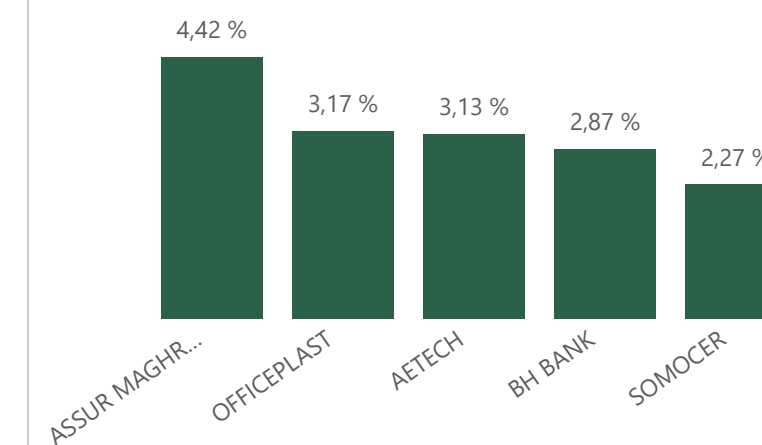
Echanges



Principaux écarts

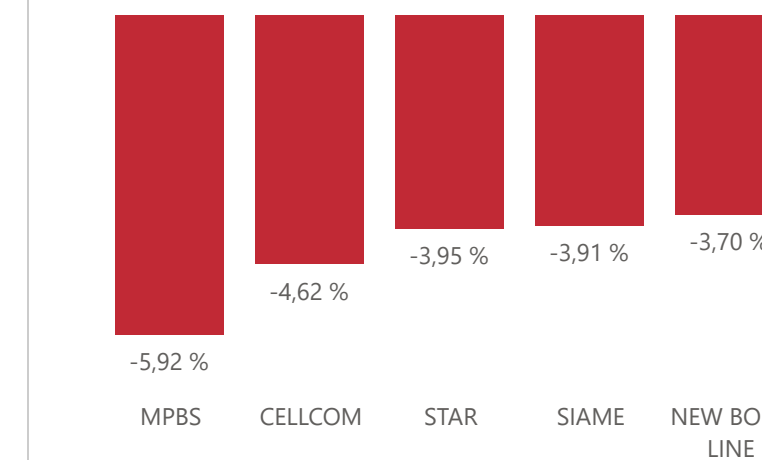
| Valeur | Groupe | Cours de Clôture | Var. du Jour |
|-----------------|--------|------------------|--------------|
| ASSUR MAGHREBIA | 11 | 59,000 | 4,42 % |
| OFFICEPLAST | 11 | 1,950 | 3,17 % |
| AETECH | 99 | 0,330 | 3,13 % |
| BH BANK | 11 | 10,400 | 2,87 % |
| SOMOCER | 99 | 0,450 | 2,27 % |

Top 5 hausses



| Valeur | Groupe | Cours de Clôture | Var. du Jour |
|---------------|--------|------------------|--------------|
| MPBS | 11 | 8,270 | -5,92 % |
| CELLCOM | 11 | 3,100 | -4,62 % |
| STAR | 11 | 60,990 | -3,95 % |
| SIAME | 11 | 2,460 | -3,91 % |
| NEW BODY LINE | 11 | 3,900 | -3,70 % |

Top 5 baisses



| Marchés | Echanges cumulés 2026 | Echanges cumulés 2025 | Variation | Quantité cumulée 2026 | Quantité cumulée 2025 | Variation | Capitaux cumulés 2026 en TND | Capitaux cumulés 2025 en TND | Variation |
|---------------------------|-----------------------|-----------------------|-----------|-----------------------|-----------------------|-----------|------------------------------|------------------------------|-----------|
| Cote : Titres de Capital | 4 400 | 2 285 | 92,56 % | 1 314 820 | 672 541 | 95,50 % | 11 799 195 | 5 133 739 | 129,84 % |
| Cote : Titres de Créances | 0 | 48 | -100,00 % | 0 | 2 079 | -100,00 % | 0 | 26 327 | -100,00 % |
| Hors Cote | 0 | 3 | -100,00 % | 0 | 5 836 | -100,00 % | 0 | 15 164 | -100,00 % |
| Enregistrements | 6 | 9 | -33,33 % | 2 403 547 | 104 558 | 2198,77 % | 85 704 251 | 9 278 686 | 823,67 % |
| Déclarations | 0 | 0 | | 0 | 0 | | 0 | 0 | |
| Total | 4 406 | 2 345 | 87,89 % | 3 718 367 | 785 014 | 373,67 % | 97 503 445 | 14 453 916 | 574,58 % |

Evolution des capitaux traités en TND 2026/2025

● Capitaux 2026 ● Capitaux 2025



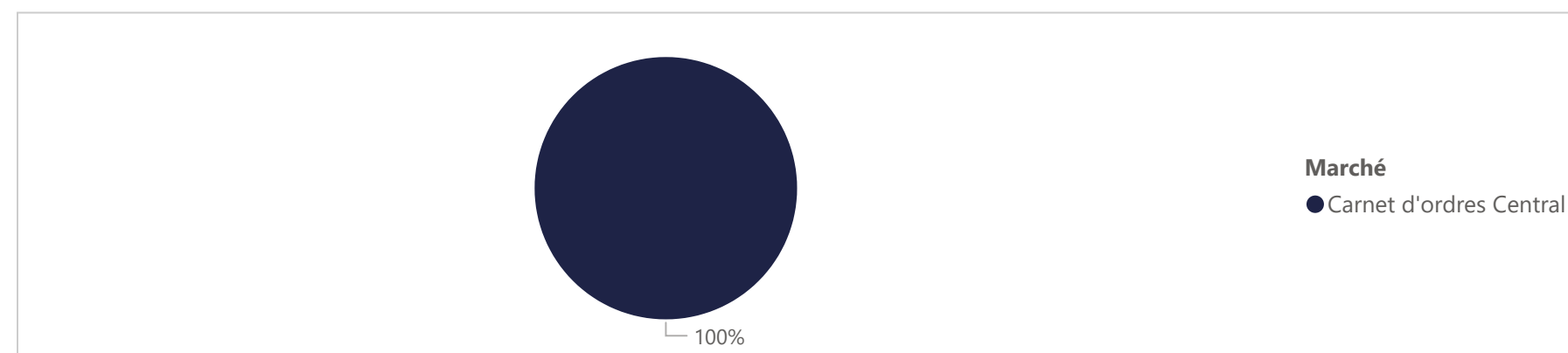
11 799 195

Capitaux traités en TND

| Marché | Echanges | Quantité | Capitaux en TND |
|--------------------------|----------|-----------|-----------------|
| Cote : Titres de Capital | 4 400 | 1 314 820 | 11 799 195 |

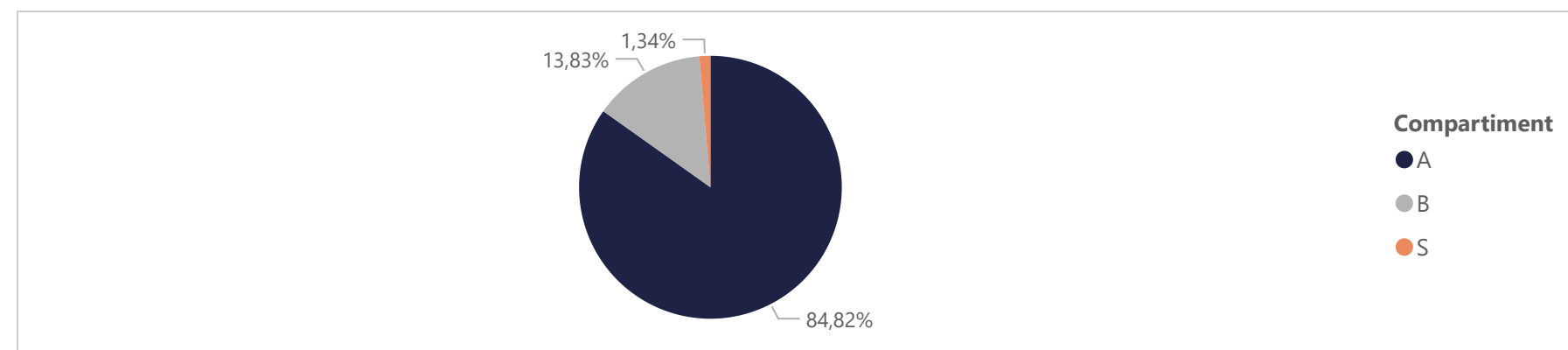
Répartition du volume entre Carnet d'ordres central et Marché de blocs

| Marché | Echanges | Quantité | Capitaux en TND | Capitaux en % |
|-------------------------|--------------|------------------|-------------------|----------------|
| Carnet d'ordres Central | 4 400 | 1 314 820 | 11 799 195 | 100,00% |
| Total | 4 400 | 1 314 820 | 11 799 195 | 100,00% |



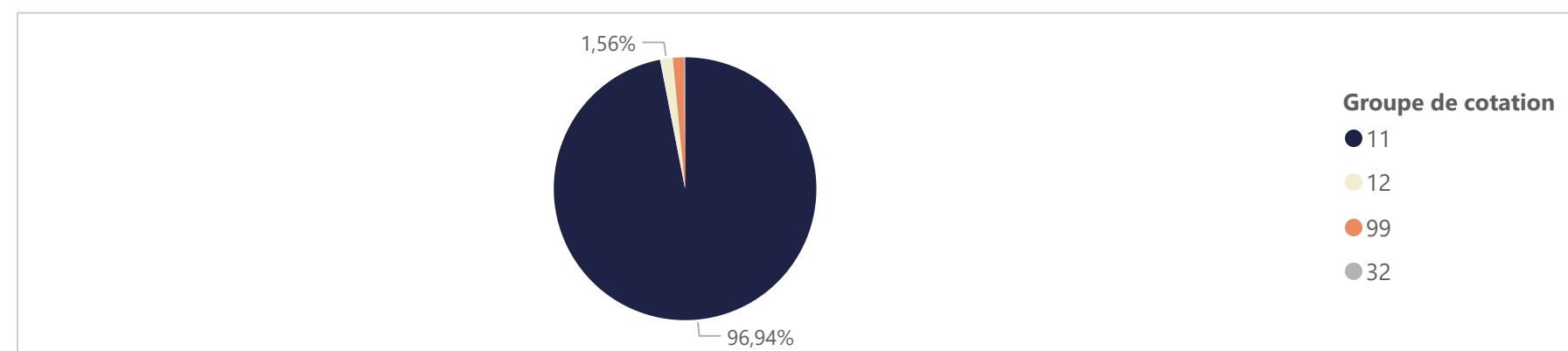
Répartition du volume par Compartiment

| Compartiment | Echanges | Quantité | Capitaux en TND | Capitaux en % |
|--------------|--------------|------------------|-------------------|----------------|
| A | 3 197 | 1 081 833 | 10 008 379 | 84,82% |
| B | 1 046 | 180 213 | 1 632 305 | 13,83% |
| S | 157 | 52 774 | 158 511 | 1,34% |
| Total | 4 400 | 1 314 820 | 11 799 195 | 100,00% |



Répartition du volume par Groupe de cotation

| Groupe de cotation | Echanges | Quantité | Capitaux en TND | Capitaux en % |
|--------------------|--------------|------------------|-------------------|----------------|
| 11 | 3 957 | 1 244 278 | 11 438 235 | 96,94% |
| 12 | 110 | 16 875 | 184 149 | 1,56% |
| 99 | 155 | 52 771 | 158 271 | 1,34% |
| 32 | 178 | 896 | 18 541 | 0,16% |
| Total | 4 400 | 1 314 820 | 11 799 195 | 100,00% |



Séance du jour

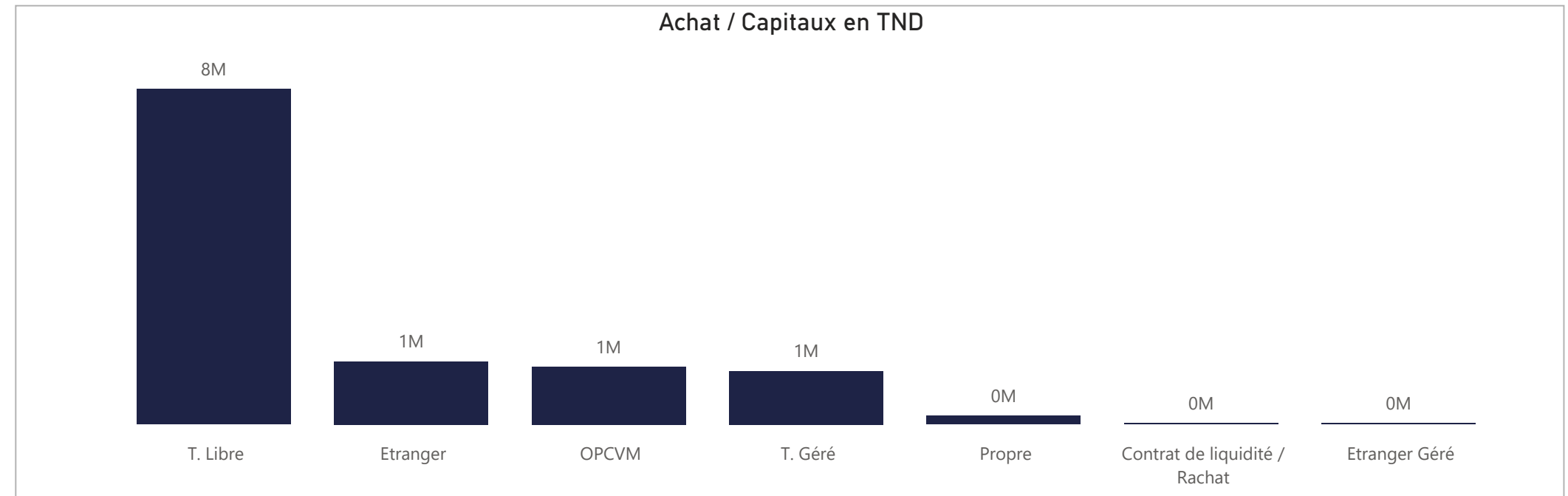
Année 2025

| SECTEUR/VALEUR | Code ISIN | MNEMO | Compartiment | Groupe | Mode de Cotation | Titres Admis | Cap. Boursière en MD | Cap. B En % | Echanges Bloc | Quantité Bloc | Capitaux Bloc en TND | Echanges | Quantité | Capitaux en TND | Clôture | Var. du Jour | Indicateur | VWAP Veille | VWAP | Var. VWAP | Ouverture | Rendement annuel | Echanges Bloc | Quantité Bloc | Capitaux Bloc en TND | Echanges | Quantité | Capitaux en TND |
|-------------------------------------|--------------|-------|--------------|--------|------------------|--------------------|----------------------|----------------|---------------|---------------|----------------------|------------|----------------|------------------|---------|--------------|------------|-------------|---------|-----------|-----------|------------------|---------------|---------------|----------------------|----------------|------------------|-----------------|
| BANQUES | | | | | | 868 256 529 | 15 060,96 | 43,94 % | 0 | 0 | 0 | 461 | 97 667 | 1 608 725 | | | | | | | | 0 | 0 | 0 | 1 047 | 265 947 | 3 271 888 | |
| BIAT | TN0001800457 | BIAT | A | 11 | Continu | 40 800 000 | 4 442,71 | 12,96 % | | | | 76 | 5 629 | 608 553 | 108,890 | -1,43 % | | 108,829 | 108,110 | -0,66 % | 111,000 | -1,90 % | | 130 | 8 840 | 958 003 | | |
| ATTIJARI BANK | TN0001600154 | TJARI | A | 11 | Continu | 50 000 000 | 3 249,50 | 9,48 % | | | | 47 | 2 922 | 190 074 | 64,990 | -0,87 % | | 65,324 | 65,049 | -0,42 % | 66,890 | -2,84 % | | 70 | 4 505 | 293 481 | | |
| AMEN BANK | TN0003400058 | AB | A | 11 | Continu | 34 920 000 | 1 725,05 | 5,03 % | | | | 52 | 5 262 | 259 062 | 49,400 | -0,20 % | | 49,538 | 49,233 | -0,62 % | 50,000 | -1,20 % | | 141 | 9 789 | 483 319 | | |
| BT | TN0002200053 | BT | A | 11 | Continu | 270 000 000 | 1 641,60 | 4,79 % | | | | 175 | 61 661 | 371 730 | 6,080 | -1,14 % | | 6,157 | 6,029 | -2,08 % | 6,400 | -5,00 % | | 522 | 191 356 | 1 170 299 | | |
| UIB | TN0003900107 | UIB | A | 11 | Continu | 32 560 000 | 837,12 | 2,44 % | | | | 5 | 314 | 8 078 | 25,710 | -0,39 % | | 25,826 | 25,725 | -0,39 % | 24,850 | 3,46 % | | 7 | 543 | 11 667 | | |
| BNA | TN0003100609 | BNA | A | 11 | Continu | 64 000 000 | 762,88 | 2,23 % | | | | 57 | 10 393 | 124 024 | 11,920 | -0,58 % | | 12,004 | 11,933 | -0,59 % | 12,070 | -1,24 % | | 93 | 18 466 | 220 936 | | |
| UBCI | TN0002400505 | UBCI | A | 12 | Fixing | 20 001 529 | 676,05 | 1,97 % | | | | 0 | 0 | | 33,800 | 0,00 % | NC | | | | 33,800 | 0,00 % | | 0 | 0 | 0 | | |
| STB | TN0002600955 | STB | A | 11 | Continu | 155 375 000 | 621,50 | 1,81 % | | | | 32 | 8 496 | 33 930 | 4,000 | -1,72 % | | 4,059 | 3,994 | -1,60 % | 4,090 | -2,20 % | | 46 | 27 198 | 109 839 | | |
| BH BANK | TN0001900604 | BH | A | 11 | Continu | 47 600 000 | 495,04 | 1,44 % | | | | 7 | 375 | 3 905 | 10,400 | 2,87 % | | 10,110 | 10,413 | 3,00 % | 10,300 | 0,97 % | | 14 | 716 | 7 352 | | |
| ATB | TN0003600350 | ATB | A | 11 | Continu | 122 000 000 | 375,00 | 1,09 % | | | | 6 | 870 | 3 244 | 3,750 | -2,85 % | | 3,794 | 3,728 | -1,74 % | 3,790 | -1,06 % | | 20 | 2 879 | 10 867 | | |
| WIFACK INT BANK | TN0007200017 | WIFAK | A | 12 | Fixing | 30 000 000 | 231,00 | 0,67 % | | | | 0 | 0 | | 7,700 | 0,00 % | NC | | | | 7,700 | 0,00 % | | 0 | 0 | 0 | | |
| BTE (ADP) | TN0001300557 | BTE | B | 12 | Fixing | 1 000 000 | 3,51 | 0,01 % | | | | 4 | 1 745 | 6 125 | 3,510 | 0,29 % | | | 3,510 | | 3,500 | 0,29 % | | 4 | 1 745 | 6 125 | | |
| AGRO ALIMENTAIRE ET BOISSONS | | | | | | 571 727 409 | 8 379,24 | 24,44 % | 0 | 0 | 0 | 401 | 163 059 | 2 182 407 | | | | | | | | 0 | 0 | 0 | 734 | 252 551 | 3 413 796 | |
| SFBT | TN0001100254 | SFBT | A | 11 | Continu | 268 125 000 | 3 432,00 | 10,01 % | | | | 192 | 124 656 | 1 576 526 | 12,800 | 0,71 % | | 12,560 | 12,647 | 0,69 % | 12,600 | 1,59 % | | 360 | 189 968 | 2 396 849 | | |
| POULINA GP HOLDING | TN0005700018 | PGH | A | 11 | Continu | 180 003 600 | 3 393,07 | 9,90 % | | | | 66 | 15 619 | 294 182 | 18,850 | -0,26 % | | 18,708 | 18,835 | 0,68 % | 18,500 | 1,89 % | | 179 | 32 995 | 619 252 | | |
| DELICE HOLDING | TN0007670011 | DH | A | 11 | Continu | 109 814 524 | 1 351,82 | 3,94 % | | | | 68 | 7 663 | 94 797 | 12,310 | -1,91 % | | 12,639 | 12,371 | -2,12 % | 12,900 | -4,57 % | | 120 | 14 467 | 180 794 | | |
| LAND OR | TN0007510019 | LNDOR | B | 11 | Continu | 13 784 285 | 202,35 | 0,59 % | | | | 75 | 15 121 | 216 902 | 14,680 | -0,14 % | | | 14,344 | | 14,700 | -0,14 % | | 75 | 15 121 | 216 902 | | |
| DISTRIBUTION | | | | | | 194 111 628 | 1 958,46 | 5,71 % | 0 | 0 | 0 | 108 | 13 741 | 178 409 | | | | | | | | 0 | 0 | 0 | 201 | 24 068 | 280 020 | |
| ENNAKL AUTOMOBILES | TN0007410012 | NAKL | A | 11 | Continu | 30 000 000 | 443,40 | 1,29 % | | | | 10 | 551 | 8 148 | 14,780 | -1,92 % | | 15,070 | 14,787 | -1,88 % | 15,080 | -1,99 % | | 11 | 554 | 8 193 | | |
| ARTES | TN0007300015 | ARTES | A | 11 | Continu | 38 250 000 | 443,32 | 1,29 % | | | | 19 | 5 226 | 60 638 | 11,590 | -2,19 % | | 11,616 | 11,603 | -0,11 % | 11,500 | 0,78 % | | 30 | 5 952 | 69 071 | | |
| CITY CARS | TN0007550015 | CITY | A | 11 | Continu | 18 000 000 | 346,32 | 1,01 % | | | | 28 | 4 354 | 83 852 | 19,240 | -1,33 % | | 19,675 | 19,259 | -2,11 % | 19,700 | -2,34 % | | 39 | 5 144 | 99 396 | | |
| SMART TUNISIE | TNQPQXRODTH8 | SMART | B | 11 | Continu | 10 123 443 | 190,32 | 0,56 % | | | | 12 | 525 | 9 709 | 18,800 | -1,00 % | | 19,153 | 18,494 | -3,44 % | 19,500 | -3,59 % | | 45 | 2 625 | 49 931 | | |
| MAGASIN GENERAL | TN0006440010 | MAG | B | 12 | Fixing | 15 777 070 | 155,40 | 0,45 % | | | | 1 | 50 | 493 | 9,850 | 0,00 % | | 9,850 | 9,850 | 0,00 % | 9,850 | 0,00 % | | 3 | 150 | 1 478 | | |
| MONOPRIX | TN0001000108 | MNP | B | 12 | Fixing | 25 345 736 | 151,31 | 0,44 % | | | | 12 | 679 | 4 054 | 5,970 | 0,00 % | | 5,970 | 5,970 | 0,00 % | 6,090 | -1,97 % | | 17 | 1 346 | 8 036 | | |
| SOTUMAG | TN0006580013 | MGR | B | 11 | Continu | 13 200 000 | 118,01 | 0,34 % | | | | 9 | 418 | 3 739 | 8,940 | 0,45 % | | 8,874 | 8,944 | 0,79 % | 8,900 | 0,45 % | | 11 | 1 125 | 10 012 | | |
| STA | TNNGTFLC2986 | STA | B | 11 | Continu | 2 000 000 | 75,48 | 0,22 % | | | | 2 | 50 | 1 887 | 37,740 | -0,11 % | | 37,579 | 37,740 | 0,43 % | 37,440 | 0,80 % | | 14 | 628 | 23 608 | | |
| UADH | TN0007690019 | UADH | S | 99 | Fixing | 36 953 847 | 21,06 | 0,06 % | | | | 0 | 0 | | 0,570 | -3,39 % | B | 0,590 | | | 0,600 | -5,00 % | | 9 | 4 062 | 2 397 | | |
| CELLCOM | TN0007590011 | CELL | B | 11 | Continu | 4 461 532 | 13,83 | 0,04 % | | | | 15 | 1 888 | 5 890 | 3,100 | -4,62 % | | 3,382 | 3,120 | -7,75 % | 3,320 | -6,63 % | | 22 | 2 482 | 7 899 | | |
| ASSURANCE | | | | | | 155 551 793 | 1 955,54 | 5,70 % | 0 | 0 | 0 | 163 | 19 290 | 282 510 | | | | | | | | 0 | 0 | 0 | 236 | 31 483 | 436 067 | |
| STAR | TN0006060016 | STAR | A | 11 | Continu | 10 000 003 | 609,90 | 1,78 % | | | | 48 | 2 910 | 178 811 | 60,990 | -3,95 % | | 65,303 | 61,447 | -5,90 % | 63,780 | -4,37 % | | 89 | 4 475 | 281 010 | | |
| ASTREE | TN0003000452 | AST | A | 12 | Fixing | 6 000 000 | 276,00 | 0,81 % | | | | 5 | 190 | 8 740 | 46,000 | 0,02 % | | | 46,000 | | 45,990 | 0,02 % | | 5 | 190 | 8 740 | | |
| BNA ASSURANCES | TN0007680010 | BNASS | A | 11 | Continu | 87 391 790 | 270,91 | 0,79 % | | | | 63 | 9 040 | 27 743 | 3,100 | 0,00 % | | 3,135 | 3,069 | -2,11 % | 3,140 | -1,27 % | | 83 | 18 067 | 56 042 | | |
| ASSUR MAGHREBIA | TN0007830011 | ASSMA | A | 11 | Continu | 4 500 000 | 265,50 | 0,77 % | | | | 5 | 224 | 12 547 | 59,000 | 4,42 % | | 56,500 | 56,013 | -0,86 % | 56,500 | 4,42 % | | 8 | 451 | 25 373 | | |
| TUNIS RE | TN0007380017 | TRE | B | 12 | Fixing | 20 000 000 | 202,40 | 0,59 % | | | | 13 | 2 700 | 27 584 | 10,120 | -2,50 % | | 10,380 | 10,216 | -1,58 % | 10,380 | -2,50 % | | 15 | 3 001 | 30 708 | | |
| BH ASSURANCE | TN0006550016 | BHASS | B | 12 | Fixing | 2 660 000 | 167,58 | 0,49 % | | | | 0 | 0 | | 63,000 | 0,00 % | NC | | | | 63,000 | 0,00 % | | 0 | 0 | 0 | | |
| ASSU MAGHREBIA VIE | TNDKJ8O68X14 | AMV | B | 11 | Continu | 25 000 000 | 163,25 | 0,48 % | | | | 29 | 4 226 | 27 085 | 6,530 | -1,06 % | | 6,626 | 6,409 | -3,27 % | 6,650 | -1,80 % | | 36 | 5 299 | 34 194 | | |
| SERVICES FINANCIERS | | | | | | 131 016 000 | 1 433,78 | 4,18 % | 0 | 0 | 0 | 115 | 20 404 | 342 674 | | | | | | | | 0 | 0 | 0 | 232 | 33 850 | 602 750 | |
| SPDIT - SICAF | TN0001400704 | SPDIT | A | 11 | Continu | 28 000 000 | 355,32 | 1,04 % | | | | 1 | 80 | 1 015 | 12,690 | 0,08 % | | 12,686 | 12,690 | 0,03 % | 12,700 | -0,08 % | | 12 | 1 644 | 20 856 | | |
| TUNISIE LEASING F | TN0002100907 | TLS | A | 11 | Continu | 10 800 000 | 345,60 | 1,01 % | | | | 42 | 3 801 | 122 449 | 32,000 | -1,84 % | | 32,556 | 32,215 | -1,05 % | 32,750 | -2,29 % | | 88 | 6 766 | 218 977 | | |
| CIL | TN0004200853 | CIL | B | 11 | Continu | 7 000 000 | 196,07 | 0,57 % | | | | 8 | 3 665 | 102 346 | 28,010 | -0,85 % | | 28,248 | 27,925 | -1,14 % | 28,250 | -0,85 % | | 15 | 5 254 | 147 232 | | |
| ATL | TN0004700100 | ATL | B | 11 | Continu | 32 500 000 | 195,33 | 0,57 % | | | | 18 | 4 349 | 26 189 | 6,010 | -1,48 % | | 6,097 | 6,022 | -1,23 % | 6,100 | -1,48 % | | 41 | 9 611 | 58 271 | | |
| HANNIBAL LEASE | TN0007310139 | HL | B | 12 | Fixing | 11 000 000 | 83,60 | 0,24 % | | | | 0 | 0 | | 7,600 | 0,00 % | NC | | | | 7,600 | 0,00 % | | 0 | 0 | 0 | | |
| ATTIJARI LEASING | TN0006610018 | TJL | B | 11 | Continu | 2 750 000 | 80,58 | 0,24 % | | | | 14 | 964 | 28 245 | 29,300 | -1,01 % | | 29,600 | 29,300 | -1,01 % | 29,250 | 0,17 % | | 16 | 984 | 28 837 | | |
| BEST LEASE | TN0007580012 | BL | B | 12 | Fixing | 30 000 000 | 66,90 | 0,20 % | | | | 3 | 358 | 798 | 2,230 | 1,36 % | | | | | | | | | | | | |

| Séance du jour | | | | | | | | | | Année 2025 | | |
|-------------------------------------|---------------|--------|--------|----------|----------|-----------------|---------------|------------|----------|------------|-----------------|--|
| Secteur / Emetteur / Valeur | Code ISIN | MNEMO | Groupe | Echanges | Quantité | Capitaux en TND | Dernier cours | Indicateur | Echanges | Quantité | Capitaux en TND | |
| TECHNOLOGIE | | | | | | | | | | | | |
| TELNET HOLDING | | | | | | | | | | | | |
| TUN Da 1/10 010719 | TN0007440035 | TLN19 | 32 | | | | | NC | 0 | 0 | 0 | |
| BANQUES | | | | | | | | | | | | |
| ATTIJARI BANK | | | | | | | | | | | | |
| TJARI - (Da) | TN0001600162 | TJADA | 32 | | | | | NC | 0 | 0 | 0 | |
| TJARI - Da39 | TN0001600261 | TJA39 | 32 | | | | | NC | 0 | 0 | 0 | |
| TJARIDA1/40 250518 | TN0001600501 | TJA18 | 32 | | | | | NC | 0 | 0 | 0 | |
| TJARIDA4/21 300425 | TN823JXM7775 | TJA25 | 32 | 7 | 48 | 618 | 12,880 | | 13 | 70 | 902 | |
| BIAT | | | | | | | | | | | | |
| BIAT Da32 4/6 | TN0001800465 | BIA32 | 32 | | | | | NC | 0 | 0 | 0 | |
| BIAT Da36 1/24 | TN0001800507 | BIA36 | 32 | | | | | NC | 0 | 0 | 0 | |
| BIAT DA1/20 290620 | TN0001800622 | BIA20 | 32 | | | | | NC | 0 | 0 | 0 | |
| BIAT DA1/7 291124 | TN633R178F70 | BIA24 | 32 | 3 | 16 | 88 | 5,510 | | 3 | 16 | 484 | |
| | | | | 9 | 25 | 358 | 14,330 | | 12 | 31 | 88 | |
| BH BANK | | | | | | | | | | | | |
| BQ HABITAT (Da) | TN0001900612 | BHDA | 32 | | | | | NC | 0 | 0 | 0 | |
| BH Da 1/20 150999 | TN0001900679 | BH12 | 32 | | | | | NC | 0 | 0 | 0 | |
| BH Da1/25 14022000 | TN0001900711 | BH14 | 32 | | | | | NC | 0 | 0 | 0 | |
| BHDA 1/15 28052007 | TN0001900778 | BHDA7 | 32 | | | | | NC | 0 | 0 | 0 | |
| BH DA 1/3 270715 | TN0001900901 | BH15 | 32 | | | | | NC | 0 | 0 | 0 | |
| BH DA 1/5 171117 | TN0001900992 | BH17 | 32 | | | | | NC | 2 | 6 | 12 | |
| BT | | | | | | | | | | | | |
| BQ DE TSIE - Da | TN0002200103 | BTDA | 32 | | | | | NC | 0 | 0 | 0 | |
| BT Da 3/10 170599 | TN0002200210 | BT149 | 32 | | | | | NC | 0 | 0 | 0 | |
| BT Da1/7/12/01 | TN0002200251 | BT154 | 32 | | | | | NC | 0 | 0 | 0 | |
| BT Da 1/2 23052005 | TN0002200319 | BTDA6 | 32 | | | | | NC | 0 | 0 | 0 | |
| BT Da 1/2 10/06/09 | TN0002200327 | BTDA9 | 32 | | | | | NC | 0 | 0 | 0 | |
| BT Da 1/3 280613 | TN0002200335 | BT13 | 32 | | | | | NC | 0 | 0 | 0 | |
| BT DA 1/5 03062016 | TN0002200343 | BT16 | 32 | | | | | NC | 0 | 0 | 0 | |
| BT DA 1/4 04052018 | TN0002200350 | BT18 | 32 | | | | | NC | 0 | 0 | 0 | |
| BT DA 1/5 10052022 | TNYHLWKDE9D7 | BT22 | 32 | | | | | NC | 0 | 0 | 0 | |
| UBCI | | | | | | | | | | | | |
| UBCI Da 1/6 010900 | TN0002400570 | UBC00 | 32 | | | | | NC | 0 | 0 | 0 | |
| UBCI Da 3/7 010704 | TN0002400646 | UBC04 | 32 | | | | | NC | 0 | 0 | 0 | |
| UBCI Da 1/2 150710 | TN0002400653 | UBC10 | 32 | | | | | NC | 0 | 0 | 0 | |
| UBCI Da8/33 141013 | TN0002400695 | UBC13 | 32 | | | | | NC | 0 | 0 | 0 | |
| BNA | | | | | | | | | | | | |
| BNA Da 1/10 040509 | TN0003100633 | BNA09 | 32 | | | | | NC | 0 | 0 | 0 | |
| BNA DA 1/10 200618 | TN0003100740 | BNA18 | 32 | | | | | NC | 0 | 0 | 0 | |
| BNA DA 1/55 150419 | TN0003100815 | BNA19 | 32 | | | | | NC | 0 | 0 | 0 | |
| AB | | | | | | | | | | | | |
| AB Da 26 3/37 | TN0003400108 | AB26 | 32 | | | | | NC | 0 | 0 | 0 | |
| AB Da 29 3/40 | TN0003400116 | AB29 | 32 | | | | | NC | 0 | 0 | 0 | |
| AB Da 34 2/59 | TN0003400157 | AB34 | 32 | | | | | NC | 0 | 0 | 0 | |
| AB Da 1/27 | TN0003400207 | ABA38 | 32 | | | | | NC | 0 | 0 | 0 | |
| ABDA 1/14 11122007 | TN0003400272 | ABDA7 | 32 | | | | | NC | 0 | 0 | 0 | |
| AB Da 3/37 281209 | TN0003400371 | ABDA9 | 32 | | | | | NC | 0 | 0 | 0 | |
| AB Da 1/10 110613 | TN0003400454 | AB13 | 32 | | | | | NC | 0 | 0 | 0 | |
| AB DA1/20 0802016 | TN0003400512 | AB16 | 32 | | | | | NC | 0 | 0 | 0 | |
| AB DA1/25 300617 | TN0003400579 | AB17 | 32 | | | | | NC | 0 | 0 | 0 | |
| AB DA 1/7 12102023 | TNMY01P21QOP7 | AB23 | 32 | | | | | NC | 0 | 0 | 0 | |
| AB DA 2/13 281024 | TN66JFM5A518 | AB24 | 32 | 14 | 41 | 287 | 7,000 | | 15 | 45 | 315 | |
| ATB | | | | | | | | | | | | |
| ATBDA1/7 09/11/05 | TN0003600434 | ATBDA | 32 | | | | | NC | 0 | 0 | 0 | |
| ATB Da 1/10 151208 | TN0003600517 | ATB08 | 32 | | | | | NC | 0 | 0 | 0 | |
| ATB Da 1/16 161210 | TN0003600616 | ATB10 | 32 | | | | | NC | 0 | 0 | 0 | |
| WIFAK INTERNATIONAL BANK | | | | | | | | | | | | |
| WIFAK DA1/2 121015 | TN0007200132 | WIF15 | 32 | | | | | NC | 0 | 0 | 0 | |
| ASSURANCE | | | | | | | | | | | | |
| ASTREE | | | | | | | | | | | | |
| ACT DA 1/2 140817 | TN0003000528 | AST17 | 32 | | | | | NC | 0 | 0 | 0 | |
| STAR | | | | | | | | | | | | |
| STAR DA 7/6 221225 | TN17FVNGCJ77 | STAR5 | 32 | 17 | 35 | 2,485 | 71,010 | | 79 | 227 | 16,119 | |
| BNA ASSURANCES | | | | | | | | | | | | |
| AMI DA 1/4 110817 | TN0007680044 | AMI17 | 32 | | | | | NC | 0 | 0 | 0 | |
| AMI DA27/35 241120 | TN0007680051 | AMI20 | 32 | | | | | NC | 0 | 0 | 0 | |
| SERVICES FINANCIERS | | | | | | | | | | | | |
| SPDIT SICAF | | | | | | | | | | | | |
| SPDIT Da 1/24 3512 | TN0001400720 | SPD12 | 32 | | | | | NC | 0 | 0 | 0 | |
| TUNISIE LEASING ET FACTORING | | | | | | | | | | | | |
| TUN. LEAS. (Da 10) | TN0002100915 | TLSDA | 32 | | | | | NC | 0 | 0 | 0 | |
| TLSDA 1/4 | TN0002100956 | TLSD01 | 32 | | | | | NC | 0 | 0 | 0 | |
| TLSD Da 1/50120203 | TN0002100980 | TLSD2 | 32 | | | | | NC | 0 | 0 | 0 | |
| TLSD Da 1/61812020 | TN0002101012 | TLSD3 | 32 | | | | | NC | 0 | 0 | 0 | |
| TLSD Da 1/7061204 | TN0002101061 | TLSD4 | 32 | | | | | NC | 0 | 0 | 0 | |
| TLSD Da1/55010307 | TN0002101152 | TLSD7 | 32 | | | | | NC | 0 | 0 | 0 | |
| TLSD Da 1/56 030308 | TN0002101210 | TLSD8 | 32 | | | | | NC | 0 | 0 | 0 | |
| TLSD Da 1/57 020309 | TN0002101319 | TLSD9 | 32 | | | | | NC | 0 | 0 | 0 | |
| TLSD Da 1/68 301209 | TN0002101392 | TLSD9 | 32 | | | | | NC | 0 | 0 | 0 | |
| TLSD Da 1/69 010210 | TN0002101400 | TLSD10 | 32 | | | | | NC | 0 | 0 | 0 | |
| TLSD Da 3/80 010213 | TN0002101590 | TLSD13 | 32 | | | | | NC | 0 | 0 | 0 | |
| TL DA3/83 10022014 | TN0002101749 | TLSD14 | 32 | 4 | 62 | 74 | 1,200 | | 4 | 62 | 74 | |
| TL DA2/43 02022015 | TN0002101814 | TLSD15 | 32 | | | | | NC | 0 | 0 | 0 | |
| TLSDA1/23 010719 | TN0002102044 | TLSD19 | 32 | 2 | 18 | 23 | 1,300 | | 2 | 18 | 23 | |
| CIL | | | | | | | | | | | | |
| CIL DA 2007 1/4 | TN0004201042 | CIL07 | 32 | | | | | NC | 0 | 0 | 0 | |
| CIL Da 1/5 301208 | TN0004201117 | CIL08 | 32 | | | | | NC | 0 | 0 | 0 | |
| CIL Da 1/3 110610 | TN0004201216 | CIL10 | 32 | | | | | NC | 0 | 0 | 0 | |
| CIL Da 1/4 030611 | TN0004201281 | CIL11 | 32 | | | | | NC | 0 | 0 | 0 | |
| CIL DA2/5 15052023 | TNEOEJKAP2R7 | CIL23 | 32 | | | | | NC | 0 | 0 | 0 | |
| ATL | | | | | | | | | | | | |
| ATL Da 1/5 290808 | TN0004700266 | ATL08 | 32 | | | | | NC | 0 | 0 | 0 | |
| ATL Da 2/17 261112 | TN0004700472 | ATL12 | 32 | | | | | NC | 0 | 0 | 0 | |
| ATTIJARI LEASING | | | | | | | | | | | | |
| ATTIJARI LS ROMPU | TN0006610141 | TJLR | 32 | | | | | NC | 0 | 0 | 0 | |
| TJL Da 3/1 210717 | TN0006610448 | TJL17 | 32 | | | | | NC | 0 | 0 | 0 | |
| BH LEASING | | | | | | | | | | | | |
| ML DA 1/4 250515 | TN0006720072 | ML15 | 32 | | | | | NC | 0 | 0 | 0 | |
| HANNIBAL LEASE | | | | | | | | | | | | |
| HL DA 1/10 180817 | TN0007310378 | HL17 | 32 | | | | | NC | 0 | 0 | 0 | |
| HL DA37/100 090720 | TN0007310519 | HL20 | 32 | | | | | NC | 0 | 0 | 0 | |
| TELECOMMUNICATIONS | | | | | | | | | | | | |
| SOTETEL | | | | | | | | | | | | |
| SOTETEL Da1/6 | TN0006530059 | SOT01 | 32 | | | | | NC | 0 | 0 | 0 | |
| SOT Da 1/5 010102 | TN0006530067 | SOT02 | 32 | | | | | NC | 0 | 0 | 0 | |
| SOT Da 1/5 010703 | TN0006530075 | SOT03 | 32 | | | | | NC | 0 | 0 | 0 | |
| SOT Da 1/5 010704 | TN0006530083 | SOT04 | 32 | | | | | NC | 0 | 0 | 0 | |
| SOT Da1/23 010906 | TN0006530091 | SOT06 | 32 | | | | | NC | 0 | 0 | 0 | |
| DISTRIBUTION | | | | | | | | | | | | |
| MONOPRIX | | | | | | | | | | | | |
| MONOPRIX Da | TN0001000116 | MNPDA | 32 | | | | | NC | 0 | 0 | 0 | |
| MNP Da 1/2 100611 | TN0001000124 | MNP11 | 32 | | | | | NC | 0 | 0 | 0 | |
| MNP Da 1/5 040612 | TN0001000132 | MNP12 | 32 | | | | | NC | 0 | 0 | 0 | |
| MNP Da 1/5 160615 | TN0001000140 | MNP15 | 32 | | | | | NC | 0 | 0 | 0 | |
| MAGASIN GENERAL | | | | | | | | | | | | |
| MAG GEN Da 1/2 | TN0006440028 | MGDA4 | 32 | | | | | NC | 0 | 0 | 0 | |
| SOTUMAG | | | | | | | | | | | | |
| MGR Da1/3 050710 | TN0006580021 | MGR10 | 32 | | | | | NC | 0 | 0 | 0 | |
| MGR DA 1/10 201217 | TN0006580039 | MGR17 | 32 | | | | | NC | 0 | 0 | 0 | |
| ARTES | | | | | | | | | | | | |
| ARTES Da1/4 230712 | TN0007300023 | ART12 | 32 | | | | | NC | 0 | 0 | 0 | |
| ARTES Da1/5 040313 | TN0007300031 | ART13 | 32 | | | | | NC | 0 | 0 | 0 | |
| CITY CARS | | | | | | | | | | | | |
| CITY DA1/3 230919 | TN0007550023 | CTV19 | 32 | | | | | NC | 0 | 0 | 0 | |
| SMART TUNISIE | | | | | | | | | | | | |
| SMART DA1/5 070623 | TN71DY8X6058 | SMT23 | 32 | 2 | 4 | 12 | 3,000 | | 4 | 6 | 14 | |
| SMART DA1/6 111124 | TN7PHUM59G2 | SMT24 | 32 | 2 | 4 | 10 | 2,500 | | 4 | 6 | 12 | |
| VOYAGE ET LOISIRS | | | | | | | | | | | | |
| TUNISAIR | | | | | | | | | | | | |
| TUNISAIR - Da 01 | TN0001200419 | TAIDA | 32 | | | | | NC | 0 | 0 | 0 | |
| TUNISAIR - Da 04 | TN0001200468 | TAID4 | 32 | | | | | NC | 0 | 0 | 0 | |
| TAIR Da1/10 010799 | TN0001200476 | TAI99 | 32 | | | | | NC | 0 | 0 | 0 | |
| TAIR Da1/10 030700 | TN0001200492 | TAI00 | 32 | | | | | NC | 0 | 0 | 0 | |
| TUNISAIR Da 1/10 | TN0001200518 | TAI01 | 32 | | | | | NC | 0 | 0 | 0 | |
| TAIR Da1/22 310806 | TN0001200534 | TAI06 | 32 | | | | | NC | 0 | 0 | 0 | |
| TAIR Da 1/5 010908 | TN0001200542 | TAI08 | 32 | | | | | NC | 0 | 0 | 0 | |
| TAIR Da1/11 170709 | TN0001200567 | TAI09 | 32 | | | | | NC | 0 | 0 | | |

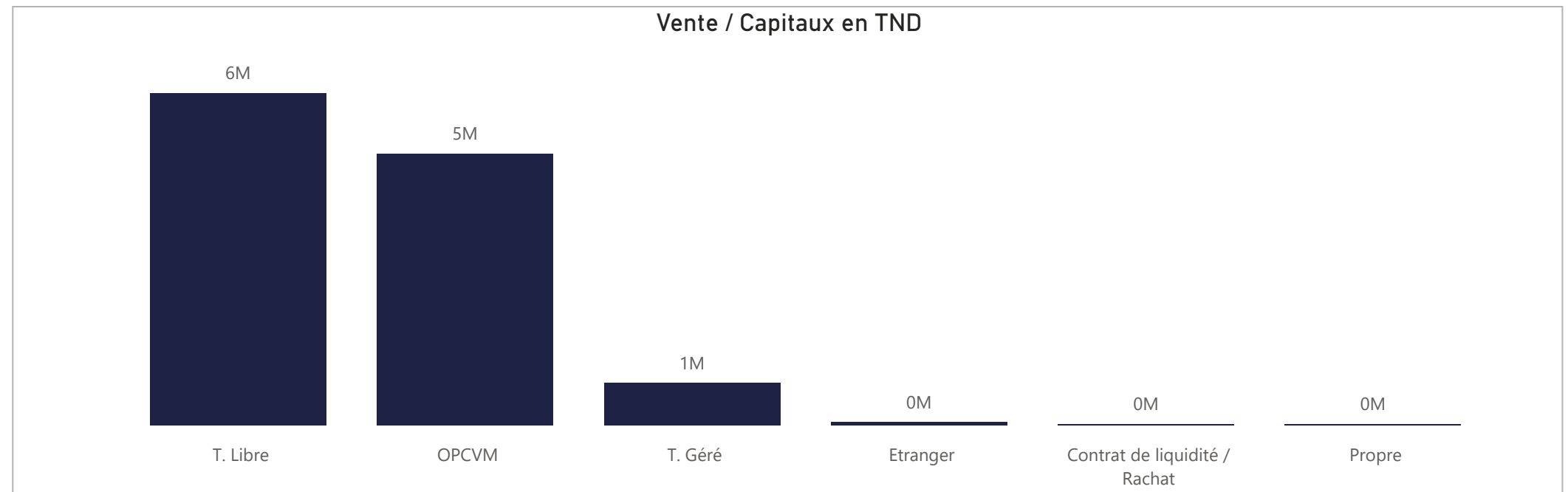
ACHAT

| Achat | Echanges | Quantité | Capitaux en TND | Capitaux en % |
|-------------------------------|--------------|------------------|-------------------|----------------|
| T. Libre | 3 548 | 850 290 | 7 623 284 | 64,61% |
| Etranger | 209 | 112 739 | 1 434 696 | 12,16% |
| OPCVM | 244 | 202 159 | 1 310 530 | 11,11% |
| T. Géré | 352 | 134 662 | 1 211 535 | 10,27% |
| Propre | 37 | 10 293 | 199 390 | 1,69% |
| Contrat de liquidité / Rachat | 7 | 4 177 | 16 692 | 0,14% |
| Etranger Géré | 3 | 500 | 3 068 | 0,03% |
| Total | 4 400 | 1 314 820 | 11 799 195 | 100,00% |



VENTE

| Vente | Echanges | Quantité | Capitaux en TND | Capitaux en % |
|-------------------------------|--------------|------------------|-------------------|----------------|
| T. Libre | 2 569 | 841 038 | 6 030 684 | 51,11% |
| OPCVM | 1 326 | 399 123 | 4 929 487 | 41,78% |
| T. Géré | 482 | 65 240 | 767 415 | 6,50% |
| Etranger | 16 | 5 049 | 54 323 | 0,46% |
| Contrat de liquidité / Rachat | 2 | 347 | 9 803 | 0,08% |
| Propre | 5 | 4 023 | 7 483 | 0,06% |
| Total | 4 400 | 1 314 820 | 11 799 195 | 100,00% |



ACHAT

Marché Principal

| Mois | Contrat de liquidité / Rachat | Etranger | Etranger Géré | OPCVM | Propre | T. Géré | T. Libre | Total |
|--------------|-------------------------------|------------------|---------------|------------------|----------------|------------------|------------------|-------------------|
| janvier | 16 692 | 1 434 696 | 3 068 | 1 310 530 | 199 390 | 1 211 535 | 7 623 284 | 11 799 195 |
| 2 | | 144 155 | 1 232 | 793 146 | 108 260 | 579 512 | 3 072 126 | 4 698 432 |
| 5 | 16 692 | 1 290 541 | 1 836 | 517 385 | 91 130 | 632 022 | 4 551 157 | 7 100 763 |
| Total | 16 692 | 1 434 696 | 3 068 | 1 310 530 | 199 390 | 1 211 535 | 7 623 284 | 11 799 195 |

Marché de Bloc

| Mois | Total |
|--------------|-------|
| Total | |

VENTE

Marché Principal

| Mois | Contrat de liquidité / Rachat | Etranger | OPCVM | Propre | T. Géré | T. Libre | Total |
|--------------|-------------------------------|---------------|------------------|--------------|----------------|------------------|-------------------|
| janvier | 9 803 | 54 323 | 4 929 487 | 7 483 | 767 415 | 6 030 684 | 11 799 195 |
| 2 | 4 746 | 1 658 | 1 928 405 | | 310 823 | 2 452 800 | 4 698 432 |
| 5 | 5 057 | 52 666 | 3 001 083 | 7 483 | 456 592 | 3 577 883 | 7 100 763 |
| Total | 9 803 | 54 323 | 4 929 487 | 7 483 | 767 415 | 6 030 684 | 11 799 195 |

Marché de Bloc

| Mois | Total |
|--------------|-------|
| Total | |

| | | | |
|--------|----------|------------|-----------------|
| Marché | Echanges | Quantité ▲ | Capitaux en TND |
|--------|----------|------------|-----------------|

| Type d'émetteur | Echanges | Quantité | Capitaux en TND ▼ | Capitaux en % |
|-----------------|----------|----------|-------------------|---------------|
|-----------------|----------|----------|-------------------|---------------|

Répartition du volume par Type d'émetteur

| Achat | Echanges | Quantité | Capitaux en TND ▼ | Capitaux en % |
|-------|----------|----------|-------------------|---------------|
|-------|----------|----------|-------------------|---------------|

| Vente | Echanges | Quantité | Capitaux en TND ▼ | Capitaux en % |
|-------|----------|----------|-------------------|---------------|
|-------|----------|----------|-------------------|---------------|

Répartition des capitaux traités en TND par catégorie de donneurs d'ordres

| ACHAT | |
|--------------|-------|
| Mois ▲ | Total |
| Total | |

| VENTE | |
|--------------|-------|
| Mois ▲ | Total |
| Total | |

| Séance du jour | | | | | | | | | | | | | | Année 2025 | | | |
|--------------------|---------------|-------|--------|----------|----------|-----------------|--------------|--------------|------------|------------------|-----------|-----------|----------------|------------|----------|-----------------|--|
| Valeur | Code ISIN | MNEMO | Groupe | Echanges | Quantité | Capitaux en TND | Clôture en % | Var. du Jour | Indicateur | VWAP Veille en % | VWAP en % | Var. VWAP | Ouverture en % | Echanges | Quantité | Capitaux en TND | |
| BTA 6.3% Oct 2026 | TN0008000580 | B1026 | 21 | | | | 98,000 | 0,00 % | NC | | | | 98,000 | 0 | 0 | 0 | |
| BTA6.7% Avril 2028 | TN0008000606 | B0428 | 21 | | | | 93,100 | 0,00 % | NC | | | | 93,100 | 0 | 0 | 0 | |
| BTA 6.3% Mars 2026 | TN0008000622 | B0326 | 21 | | | | 99,660 | 0,00 % | NC | | | | 99,660 | 0 | 0 | 0 | |
| BTA 6,6% Mars 2027 | TN0008000655 | B0327 | 21 | | | | 97,100 | 0,00 % | NC | | | | 97,100 | 0 | 0 | 0 | |
| BTA 7,5% Juil 2032 | TN0008000663 | B0732 | 21 | | | | 97,000 | 0,00 % | NC | | | | 97,000 | 0 | 0 | 0 | |
| BTA 7% Juil 2028 | TN0008000697 | B0728 | 21 | | | | 90,500 | 0,00 % | NC | | | | 90,500 | 0 | 0 | 0 | |
| BTA 7,2% Fev 2027 | TN0008000721 | B0227 | 21 | | | | 97,590 | 0,00 % | NC | | | | 97,590 | 0 | 0 | 0 | |
| BTA 7,4% Fev 2030 | TN0008000739 | B0230 | 21 | | | | 93,450 | 0,00 % | NC | | | | 93,450 | 0 | 0 | 0 | |
| BTA 7,2% Mai 2027 | TN0008000747 | B0527 | 21 | | | | 96,510 | 0,00 % | NC | | | | 96,510 | 0 | 0 | 0 | |
| BTA 8% Nov 2030 | TN0008000762 | B1130 | 21 | | | | 97,000 | 0,00 % | NC | | | | 97,000 | 0 | 0 | 0 | |
| BTA 7,3% Dec 2027 | TN0008000770 | B1227 | 21 | | | | 91,050 | 0,00 % | NC | | | | 91,050 | 0 | 0 | 0 | |
| BTA 7,5% Janv 2028 | TN0008000796 | B0128 | 21 | | | | 100,000 | 0,00 % | NC | | | | 100,000 | 0 | 0 | 0 | |
| BTA 8% Mars 2033 | TN0008000804 | B0333 | 21 | | | | 100,000 | 0,00 % | NC | | | | 100,000 | 0 | 0 | 0 | |
| BTA 7,5% Dec 2028 | TN0008000812 | B1228 | 21 | | | | 94,720 | 0,00 % | NC | | | | 94,720 | 0 | 0 | 0 | |
| BTA 8,8% Sept 2032 | TNJL4N1SD7B2 | B0932 | 21 | | | | 100,000 | 0,00 % | NC | | | | 100,000 | 0 | 0 | 0 | |
| BTA 8% Janv 2029 | TNHUVZNLATV4 | B0129 | 21 | | | | 100,000 | 0,00 % | NC | | | | 100,000 | 0 | 0 | 0 | |
| BTA 8,25% Juin2031 | TNN0S0ORH1F1 | B0631 | 21 | | | | 95,300 | 0,00 % | NC | | | | 95,300 | 0 | 0 | 0 | |
| BTA 9% sept 2029 | TNLRQIPOJY4 | B0929 | 21 | | | | 98,700 | 0,00 % | NC | | | | 98,700 | 0 | 0 | 0 | |
| BTA 9,4% aout 2033 | TNNUS2JAB5F6 | B0833 | 21 | | | | 100,010 | 0,00 % | NC | | | | 100,010 | 0 | 0 | 0 | |
| BTA 9,5% aout 2035 | TN19GXXADLD0 | B0835 | 21 | | | | 100,000 | 0,00 % | NC | | | | 100,000 | 0 | 0 | 0 | |
| BTA 9,70% Oct 2027 | TN9EGII9CQ82 | B1027 | 21 | | | | 100,000 | 0,00 % | NC | | | | 100,000 | 0 | 0 | 0 | |
| BTA 9,87% Oct 2031 | TNOODT102PF5 | B1031 | 21 | | | | 100,000 | 0,00 % | NC | | | | 100,000 | 0 | 0 | 0 | |
| BTA 9,80% Oct 2028 | TN87SF5T9RO3 | B1028 | 21 | | | | 100,000 | 0,00 % | NC | | | | 100,000 | 0 | 0 | 0 | |
| BTA 9,89% Juin2033 | TNI5BPOGW9F1 | B0633 | 21 | | | | 100,000 | 0,00 % | NC | | | | 100,000 | 0 | 0 | 0 | |
| BTA 9,90% Dec 2034 | TNXJGTXAROH4 | B1234 | 21 | | | | 100,000 | 0,00 % | NC | | | | 100,000 | 0 | 0 | 0 | |
| BTA 9,87% Janv2032 | TNCYAUIJ413 | B0132 | 21 | | | | 101,310 | 0,00 % | NC | | | | 101,310 | 0 | 0 | 0 | |
| BTA 9,83% mars2034 | TNV7HGOLTYL8 | B0334 | 21 | | | | 100,000 | 0,00 % | NC | | | | 100,000 | 0 | 0 | 0 | |
| BTA 9,28% juin2028 | TNL8K8A9Q440 | B0628 | 21 | | | | 100,000 | 0,00 % | NC | | | | 100,000 | 0 | 0 | 0 | |
| BTA 9,49% juin2034 | TNBF55WVBO32 | B0634 | 21 | | | | 100,000 | 0,00 % | NC | | | | 100,000 | 0 | 0 | 0 | |
| BTA 9,37% juin2029 | TNNC6SZ1UFM6 | B0629 | 21 | | | | 100,000 | 0,00 % | NC | | | | 100,000 | 0 | 0 | 0 | |
| BTA 9,45% juil2035 | TNEHPA8HGP07 | B0735 | 21 | | | | 100,000 | 0,00 % | NC | | | | 100,000 | 0 | 0 | 0 | |
| BTA 9,31% juin2030 | TNXS9NK4WGP1 | B0630 | 21 | | | | 100,730 | 0,00 % | NC | | | | 100,730 | 0 | 0 | 0 | |
| BTA 9,28% mars2029 | TN5NNTY0MWF2 | B0329 | 21 | | | | 100,000 | 0,00 % | NC | | | | 100,000 | 0 | 0 | 0 | |
| BTA 9,40% Dec 2035 | TNQEVW1AZTU8 | B1235 | 21 | | | | 100,000 | 0,00 % | NC | | | | 100,000 | 0 | 0 | 0 | |
| ENAT2021 8,70%A PP | TN0008000820 | NA26 | 21 | | | | 97,500 | 0,00 % | NC | | | | 97,500 | 0 | 0 | 0 | |
| E NAT 2021 8,80% B | TN0008000838 | NB26 | 21 | | | | 100,000 | 0,00 % | NC | | | | 100,000 | 0 | 0 | 0 | |
| E NAT 2021 8,90% C | TN0008000846 | NC28 | 21 | | | | 93,000 | 0,00 % | NC | | | | 93,000 | 0 | 0 | 0 | |
| ENAT2021 8,70%APP | TN0008000887 | NA226 | 21 | | | | 97,000 | 0,00 % | NC | | | | 97,000 | 0 | 0 | 0 | |
| ENAT2 2021 8,80% B | TN0008000895 | NB226 | 21 | | | | 100,000 | 0,00 % | NC | | | | 100,000 | 0 | 0 | 0 | |
| ENAT2 2021 8,90% C | TN0008000903 | NC228 | 21 | | | | 95,000 | 0,00 % | NC | | | | 95,000 | 0 | 0 | 0 | |
| ENAT2 HASSAN21 APP | TN0008000853 | NH226 | 21 | | | | 100,000 | 0,00 % | NC | | | | 100,000 | 0 | 0 | 0 | |
| ENAT32021 8,70%APP | TNZBXQU5RZ91 | NA3F6 | 21 | | | | 97,000 | 0,00 % | NC | | | | 97,000 | 0 | 0 | 0 | |
| ENT32021T+2,45%APP | TNSUXW7EBUQ0 | NA3V6 | 21 | | | | 95,000 | 0,00 % | NC | | | | 95,000 | 0 | 0 | 0 | |
| ENAT3 2021 8,80% B | TNYZO6UGUZ33 | NB3F6 | 21 | | | | 94,500 | 0,00 % | NC | | | | 94,500 | 0 | 0 | 0 | |
| ENAT32021 T+2,55%B | TN5QHXZ8T348 | NB3V6 | 21 | | | | 100,000 | 0,00 % | NC | | | | 100,000 | 0 | 0 | 0 | |
| ENAT3 2021 8,90% C | TN3QL5M1QLW6 | NC3F8 | 21 | | | | 100,000 | 0,00 % | NC | | | | 100,000 | 0 | 0 | 0 | |
| ENAT32021 T+2,65%C | TNJP2LP1CVE1 | NC3V8 | 21 | | | | 100,000 | 0,00 % | NC | | | | 100,000 | 0 | 0 | 0 | |
| ENAT3 HASSAN21 APP | TNE5I87AYZT5 | NHA36 | 21 | | | | 100,000 | 0,00 % | NC | | | | 100,000 | 0 | 0 | 0 | |
| ENAT3 HASSAN2021 B | TNVSDML2VYJ5 | NHB36 | 21 | | | | 100,000 | 0,00 % | NC | | | | 100,000 | 0 | 0 | 0 | |
| ENAT3 HASSAN2021 C | TNJQ3VIAM1R9 | NHC38 | 21 | | | | 100,000 | 0,00 % | NC | | | | 100,000 | 0 | 0 | 0 | |
| ENAT1 2022 A 8,80% | TNPSLOPEJVO7 | NAF27 | 21 | | | | 95,000 | 0,00 % | NC | | | | 95,000 | 0 | 0 | 0 | |
| ENAT1 2022A T+2,4% | TNLEGO8CKWX3 | NAV27 | 21 | | | | 92,500 | 0,00 % | NC | | | | 92,500 | 0 | 0 | 0 | |
| ENAT1 2022 B 8,90% | TNHG2VXQ3BG0 | NBF29 | 21 | | | | 100,000 | 0,00 % | NC | | | | 100,000 | 0 | 0 | 0 | |
| ENAT1 2022B T+2,5% | TN0OU20VQY55 | NBV29 | 21 | | | | 100,000 | 0,00 % | NC | | | | 100,000 | 0 | 0 | 0 | |
| ENAT1 2022 C 9,10% | TN5XXZZ454U2 | NCF32 | 21 | | | | 100,000 | 0,00 % | NC | | | | 100,000 | 0 | 0 | 0 | |
| ENAT1 2022CT+2,65% | TNQHMI7RIBR5 | NCV32 | 21 | | | | 100,000 | 0,00 % | NC | | | | 100,000 | 0 | 0 | 0 | |
| ENAT1 HASSAN2022 A | TNCDR74CL701 | NHA27 | 21 | | | | 100,000 | 0,00 % | NC | | | | 100,000 | 0 | 0 | 0 | |
| ENAT1 HASSAN2022 B | TNBHB9XIP394 | NHB29 | 21 | | | | 100,000 | 0,00 % | NC | | | | 100,000 | 0 | 0 | 0 | |
| ENAT1 HASSAN2022 C | TNW11CNSIM5T4 | NHC32 | 21 | | | | 100,000 | 0,00 % | NC | | | | 100,000 | 0 | 0 | 0 | |
| ENAT22022 9,25%APP | TNJ1M1ZAWYG5 | NA2F7 | 21 | | | | 99,000 | 0,00 % | NC | | | | 99,000 | 0 | 0 | 0 | |
| ENT2 22 T+2,15%APP | TNQCK0BPZ5A4 | NA2V7 | 21 | | | | 100,000 | 0,00 % | NC | | | | 100,000 | 0 | 0 | 0 | |
| ENAT2 2022 9,35% B | TNQVH85WZ2K2 | NB2F9 | 21 | | | | 101,750 | 0,00 % | NC | | | | 101,750 | 0 | 0 | 0 | |
| ENAT22022 T+2,2% B | TNFOOWIRG8H7 | NB2V9 | 21 | | | | 100,000 | 0,00 % | NC | | | | 100,000 | 0 | 0 | 0 | |
| ENAT2 2022 9,60% C | TNI9E02MTU05 | NC2F2 | 21 | | | | 100,700 | 0,00 % | NC | | | | 100,700 | 0 | 0 | 0 | |
| ENAT2 2022T+2,40%C | TN11TIB0EPV4 | NC2V2 | 21 | | | | 100,000 | 0,00 % | NC | | | | 100,000 | 0 | 0 | 0 | |
| ENAT2 HASSAN22 APP | TNM460WVRRP06 | NH2A7 | 21 | | | | 65,000 | 0,00 % | NC | | | | 65,000 | 0 | 0 | 0 | |
| ENAT2 HASSAN2022 B | TNU9AUB15T16 | NH2B9 | 21 | | | | 100,000 | 0,00 % | NC | | | | 100,000 | 0 | 0 | 0 | |
| ENAT2 HASSAN2022 C | TN714WHHNNWN4 | NH2C2 | 21 | | | | 100,000 | 0,00 % | NC | | | | 100,000 | 0 | 0 | 0 | |
| ENAT32022 9,25%APP | TNXNSU5ILB12 | NA3F7 | 21 | | | | 93,000 | 0,00 % | NC | | | | 93,000 | 0 | 0 | 0 | |
| ENT3 22 T+2,15%APP | TNWL1ODSXXK1 | NA3V7 | 21 | | | | 99,000 | 0,00 % | NC | | | | 99,000 | 0 | 0 | 0 | |
| ENAT3 2022 9,35% B | TNRRGVSCEDE36 | NB3F9 | 21 | | | | 100,170 | 0,00 % | NC | | | | 100,170 | 0 | 0 | 0 | |
| ENAT32022 T+2,2% B | TN0JN6PVVH38 | NB3V9 | 21 | | | | 100,000 | 0,00 % | NC | | | | 100,000 | 0 | 0 | 0 | |
| ENAT3 2022 9,60% C | TN44A4WPDZOC1 | NC3F2 | 21 | | | | 100,000 | 0,00 % | NC | | | | 100,000 | 0 | 0 | 0 | |
| ENAT3 2022T+2,40%C | TNI209I05G66 | NC3V2 | 21 | | | | 100,000 | 0,00 % | NC | | | | 100,000 | 0 | 0 | 0 | |
| ENAT42022 9,35%APP | TNOAYHSVTHY1 | NA4F7 | 21 | | | | 99,000 | 0,00 % | NC | | | | 99,000 | 0 | 0 | 0 | |
| ENT4 2022 T+2% APP | TN2MVOGUKOAS | NA4V7 | 21 | | | | 100,750 | 0,00 % | NC | | | | 100,750 | 0 | 0 | 0 | |
| ENAT4 2022 9,4% B | TNWRCVSYL730 | NB4F9 | 21 | | | | 96,000 | 0,00 % | NC | | | | 96,000 | 0 | 0 | 0 | |
| ENAT42022T+2,05% B | TN7PM93UZP50 | NB4V9 | 21 | | | | 100,000 | 0,00 % | NC | | | | 100,000 | 0 | 0 | 0 | |
| ENAT4 2022 9,60% C | TNEFC78MXYZ3 | NC4F2 | 21 | | | | 100,000 | 0,00 % | NC | | | | 100,000 | 0 | 0 | 0 | |
| ENAT4 2022T+2,25%C | TNVFSLG1FH4 | NC4V2 | 21 | | | | 100,000 | 0,00 % | NC | | | | 100,000 | 0 | 0 | 0 | |
| ENAT4HASSAN2022APP | TNA3G5IE2961 | NH4A7 | 21 | | | | 100,000 | 0,00 % | NC | | | | 100,000 | 0 | 0 | 0 | |
| ENAT4 HASSAN2022 C | TNQR5G236GA1 | NH4C2 | 21 | | | | 100,000 | 0,00 % | NC | | | | 100,000 | 0 | 0 | 0 | |
| ENAT12023 9,75%APP | TN6DQ00JLT7 | NAF28 | 21 | | | | 97,000 | 0,00 % | NC | | | | 97,000 | 0 | 0 | 0 | |
| ENT12023T+1,7% APP | TNBYTZTD19Z0 | NAV28 | 21 | | | | 91,000 | 0,00 % | NC | | | | 91,000 | 0 | 0 | 0 | |
| ENAT1 2023 9,8% B | TNCGJF5TW027 | NBF30 | 21 | | | | 93,500 | 0,00 % | NC | | | | 93,500 | 0 | 0 | 0 | |
| ENAT12023T+1,75% B | TN3C6DVEWM76 | NBV30 | 21 | | | | 100,000 | 0,00 % | NC | | | | 100,000 | 0 | 0 | 0 | |
| ENAT1 2023 9,95% C | TNTKTEOSCIW5 | NCF33 | 21 | | | | 99,000 | 0,00 % | NC | | | | 99,000 | 0 | 0 | 0 | |
| ENAT1 2023T+1,95%C | TNHZAONAPWF9 | NCV33 | 21 | | | | 100,620 | 0,00 % | NC | | | | 100,620 | 0 | 0 | 0 | |
| ENAT1HASSAN2023APP | TNJ77SUL9423 | NHA28 | 21 | | | | 100,000 | 0,00 % | NC | | | | 100,000 | 0 | 0 | 0 | |
| ENAT1 HASSAN2023 B | TN36Q8OXFK87 | NHB30 | 21 | | | | 100,000 | 0,00 % | NC | | | | 100,000 | 0 | 0 | 0 | |

| Séance du jour | | | | | | | | | | | | | | Année 2025 | | | |
|---------------------|------------------------------|---------------|-------|--------|----------|----------|-----------------|--------------|--------------|------------|------------------|-----------|-----------|----------------|----------|----------|-----------------|
| Valeur | Emetteur | Code ISIN | MNEMO | Groupe | Echanges | Quantité | Capitaux en TND | Clôture en % | Var. du Jour | Indicateur | VWAP Veille en % | VWAP en % | Var. VWAP | Ouverture en % | Echanges | Quantité | Capitaux en TND |
| BTE0930 5.85%AP20 | BTE | TN0001300607 | BE10B | 21 | | | | 100,000 | 0,00 % | NC | | | | 100,000 | 0 | 0 | 0 |
| BTE0232 6.25%P20 | BTE | TN0001300623 | BE11F | 21 | | | | 100,000 | 0,00 % | NC | | | | 100,000 | 0 | 0 | 0 |
| BTEB0127 11.5%P7-2 | BTE | TN0001300680 | BE9BF | 21 | | | | 100,000 | 0,00 % | NC | | | | 100,000 | 0 | 0 | 0 |
| BTEB0127T+3.25P7-2 | BTE | TN0001300698 | BE9BV | 21 | | | | 100,000 | 0,00 % | NC | | | | 100,000 | 0 | 0 | 0 |
| BSA0627 8.75% P5PP | BIAT | TN059Z110G78 | B22AF | 21 | | | | 100,000 | 0,00 % | NC | | | | 100,000 | 0 | 0 | 0 |
| BSA0627T+2.55%P5PP | BIAT | TN2XZZTDCR70 | B22AV | 21 | | | | 100,000 | 0,00 % | NC | | | | 100,000 | 0 | 0 | 0 |
| BSB0627 8.75% P5 | BIAT | TNBLRFH96SL4 | B22BF | 21 | | | | 100,130 | 0,00 % | NC | | | | 100,130 | 0 | 0 | 0 |
| BSB0627T+2.55% P5 | BIAT | TNUALDKV3BS3 | B22BV | 21 | | | | 100,000 | 0,00 % | NC | | | | 100,000 | 0 | 0 | 0 |
| BSC0627 9.15% IF5 | BIAT | TNODT45XV9P9 | B22CF | 21 | | | | 98,440 | 0,00 % | NC | | | | 98,440 | 0 | 0 | 0 |
| BSC0627T+2.95% IF5 | BIAT | TN9MG9S138K0 | B22CV | 21 | | | | 91,720 | 0,00 % | NC | | | | 91,720 | 0 | 0 | 0 |
| BSD0629 9.20% P7-2 | BIAT | TN8J8QFA4123 | B22DF | 21 | | | | 100,000 | 0,00 % | NC | | | | 100,000 | 0 | 0 | 0 |
| BSD0629 T+3% P7-2 | BIAT | TNGOJL11N67 | B22DV | 21 | | | | 100,000 | 0,00 % | NC | | | | 100,000 | 0 | 0 | 0 |
| BSE0629 9.45% IF7 | BIAT | TNPZ2BZUFO23 | B22EF | 21 | | | | 100,000 | 0,00 % | NC | | | | 100,000 | 0 | 0 | 0 |
| BSE0629T+3.25% IF7 | BIAT | TN4IAOG12753 | B22EV | 21 | | | | 100,000 | 0,00 % | NC | | | | 100,000 | 0 | 0 | 0 |
| BSF0632 9.60%P10-5 | BIAT | TNGQ611JKPR4 | B22FF | 21 | | | | 100,000 | 0,00 % | NC | | | | 100,000 | 0 | 0 | 0 |
| BSF0632T+3.35P10-5 | BIAT | TNDIUT047Vf9 | B22FV | 21 | | | | 100,180 | 0,00 % | NC | | | | 100,180 | 0 | 0 | 0 |
| BSG0632 9.70% IF10 | BIAT | TNFSFT39R800 | B22GF | 21 | | | | 100,760 | 0,00 % | NC | | | | 100,760 | 0 | 0 | 0 |
| BSG0632T+3.45%IF10 | BIAT | TNHD4NKEWF69 | B22GV | 21 | | | | 100,000 | 0,00 % | NC | | | | 100,000 | 0 | 0 | 0 |
| BH SCO326 10.3P7-2 | BH BANK | TN0001901115 | B59CF | 21 | | | | 100,000 | 0,00 % | NC | | | | 100,000 | 0 | 0 | 0 |
| BH SCO326T+2.6P7-2 | BH BANK | TN0001901123 | B59CV | 21 | | | | 100,000 | 0,00 % | NC | | | | 100,000 | 0 | 0 | 0 |
| BHSA1026T+2.55P5-1 | BH BANK | TNSH8NXC1WC4 | BS21A | 21 | | | | 100,860 | 0,00 % | NC | | | | 100,860 | 0 | 0 | 0 |
| BHSB1026T+2.7%INF5 | BH BANK | TNIHW049ARG5 | BS21B | 21 | | | | 100,000 | 0,00 % | NC | | | | 100,000 | 0 | 0 | 0 |
| BH SC1028 9.1%P7-2 | BH BANK | TNOPIDORGA6E | BS21C | 21 | | | | 99,970 | 0,00 % | NC | | | | 99,970 | 0 | 0 | 0 |
| BHSD1028T+2.9%P7-2 | BH BANK | TNA4HARL4UU5 | BS21D | 21 | | | | 100,000 | 0,00 % | NC | | | | 100,000 | 0 | 0 | 0 |
| STB0528T+1.75%AP20 | STB | TN0002601003 | STB8C | 21 | | | | 100,000 | 0,00 % | NC | | | | 100,000 | 0 | 0 | 0 |
| STB0533 T+2.0%AP25 | STB | TN0002601011 | STB8D | 21 | | | | 100,000 | 0,00 % | NC | | | | 100,000 | 0 | 0 | 0 |
| STB SC1126 11%P7-2 | STB | TN0002601169 | S91CF | 21 | | | | 100,150 | 0,00 % | NC | | | | 100,150 | 0 | 0 | 0 |
| STBSC1126T+2.8P7-2 | STB | TN0002601177 | S91CV | 21 | | | | 100,000 | 0,00 % | NC | | | | 100,000 | 0 | 0 | 0 |
| STBSD1126 11,5%IF7 | STB | TN0002601185 | SB91D | 21 | | | | 100,000 | 0,00 % | NC | | | | 100,000 | 0 | 0 | 0 |
| STB SC0427 11%P7-2 | STB | TN0002601219 | S20CF | 21 | | | | 100,150 | 0,00 % | NC | | | | 100,150 | 0 | 0 | 0 |
| STBSA0127 8.7% AP5 | STB | TNWQSQOMZ65V8 | S21AF | 21 | | | | 99,520 | 0,00 % | NC | | | | 99,520 | 0 | 0 | 0 |
| STBSA0127T+2.3%AP5 | STB | TN8X3GZLYOR8 | S21AV | 21 | | | | 98,820 | 0,00 % | NC | | | | 98,820 | 0 | 0 | 0 |
| STBSB0127 8.95%IF5 | STB | TNTGLIP3KDL6 | S21BF | 21 | | | | 100,000 | 0,00 % | NC | | | | 100,000 | 0 | 0 | 0 |
| STBSB0127T+2.55IF5 | STB | TN4UMLP967X2 | S21BV | 21 | | | | 100,000 | 0,00 % | NC | | | | 100,000 | 0 | 0 | 0 |
| STBSC0127 9.1% AP5 | STB | TNXFR5BNBPM9 | S21CF | 21 | | | | 100,000 | 0,00 % | NC | | | | 100,000 | 0 | 0 | 0 |
| STBSC0127T+2.7%AP5 | STB | TN2MYCP047G7 | S21CV | 21 | | | | 100,000 | 0,00 % | NC | | | | 100,000 | 0 | 0 | 0 |
| STBSD0127 9.35%IF5 | STB | TNL6Z2LXMEP5 | S21DF | 21 | | | | 100,000 | 0,00 % | NC | | | | 100,000 | 0 | 0 | 0 |
| STBSE0127 8.7% AP5 | STB | TNOR77XCOAH0 | S21EF | 21 | | | | 100,000 | 0,00 % | NC | | | | 100,000 | 0 | 0 | 0 |
| AB0528 7.0%AP20 | AB | TN0003400330 | AB58B | 21 | | | | 100,000 | 0,00 % | NC | | | | 100,000 | 0 | 0 | 0 |
| AB SA0226 9% AP5PP | AB | TN0003400652 | AB53A | 21 | | | | 100,000 | 0,00 % | NC | | | | 100,000 | 0 | 0 | 0 |
| AB SB0226 9.2% AP5 | AB | TN0003400660 | AB53B | 21 | | | | 99,990 | 0,00 % | NC | | | | 99,990 | 0 | 0 | 0 |
| ABSC0228 9,4%AP7-2 | AB | TN0003400678 | AB53C | 21 | | | | 100,000 | 0,00 % | NC | | | | 100,000 | 0 | 0 | 0 |
| AB SA0428T+2.7P7-2 | AB | TN0003400686 | AB51A | 21 | | | | 100,000 | 0,00 % | NC | | | | 100,000 | 0 | 0 | 0 |
| AB SB0431T+2.8AP10 | AB | TN0003400694 | AB51B | 21 | | | | 100,000 | 0,00 % | NC | | | | 100,000 | 0 | 0 | 0 |
| ABSA1028 10.05%AP5 | AB | TNDE9EH7SA12 | AB3AF | 21 | | | | 100,000 | 0,00 % | NC | | | | 100,000 | 0 | 0 | 0 |
| ABSA1028T+2.15%AP5 | AB | TNL8PUB9C93 | AB3AV | 21 | | | | 100,000 | 0,00 % | NC | | | | 100,000 | 0 | 0 | 0 |
| ABSC1030 10.2%P7-2 | AB | TN5PTKYMCD13 | AB3CF | 21 | | | | 100,000 | 0,00 % | NC | | | | 100,000 | 0 | 0 | 0 |
| ABSC1030T+2.3%P7-2 | AB | TNTMU1DJ45H4 | AB3CV | 21 | | | | 100,000 | 0,00 % | NC | | | | 100,000 | 0 | 0 | 0 |
| ABSD1030 10.3% IF7 | AB | TN0GGA4FX47 | AB3DF | 21 | | | | 100,000 | 0,00 % | NC | | | | 100,000 | 0 | 0 | 0 |
| ABSD1030 T+2.4%IF7 | AB | TNR3ZRJWC984 | AB3DV | 21 | | | | 100,000 | 0,00 % | NC | | | | 100,000 | 0 | 0 | 0 |
| ABSA1130T+1.65%AP5 | AB | TNQK7QIECB53 | AB55A | 21 | | | | 100,000 | 0,00 % | NC | | | | 100,000 | 0 | 0 | 0 |
| ABSB1132T+1.75P7-2 | AB | TNA3Z7AYXXX2 | AB55B | 21 | | | | 100,000 | 0,00 % | NC | | | | 100,000 | 0 | 0 | 0 |
| ATB0527T+1.75%AP20 | ATB | TN0003600491 | ATB7C | 21 | | | | 100,000 | 0,00 % | NC | | | | 100,000 | 0 | 0 | 0 |
| ATB0532T+2.0%AP25 | ATB | TN0003600509 | ATB7D | 21 | | | | 100,000 | 0,00 % | NC | | | | 100,000 | 0 | 0 | 0 |
| ATB0529 5.9%P20-5 | ATB | TN0003600582 | ATB82 | 21 | | | | 100,000 | 0,00 % | NC | | | | 100,000 | 0 | 0 | 0 |
| ATBSB0328T+2.1AP10 | ATB | TN0003600657 | ATB5B | 21 | | | | 100,000 | 0,00 % | NC | | | | 100,000 | 0 | 0 | 0 |
| UIB0729 5.85%AP20 | UIB | TN0003900248 | UB91C | 21 | | | | 95,000 | 0,00 % | NC | | | | 95,000 | 0 | 0 | 0 |
| UIB0831 6.3%P20 | UIB | TN0003900263 | U111B | 21 | | | | 91,600 | 0,00 % | NC | | | | 91,600 | 0 | 0 | 0 |
| UIB0133 6.70% AP20 | UIB | TN0003900305 | UB21C | 21 | | | | 100,000 | 0,00 % | NC | | | | 100,000 | 0 | 0 | 0 |
| BTk0230 5.85%P20 | BTk | TN0004620142 | BTk9D | 21 | | | | 100,000 | 0,00 % | NC | | | | 100,000 | 0 | 0 | 0 |
| BTk0130 T+2.5% AP5 | BTk | TN3Z8RRR997 | BTk24 | 21 | | | | 100,000 | 0,00 % | NC | | | | 100,000 | 0 | 0 | 0 |
| WIBIC0626 10.75%P7 | WIFACK INTERNATIONAL BANK | TN0007200199 | WB19C | 21 | | | | 98,000 | 0,00 % | NC | | | | 98,000 | 0 | 0 | 0 |
| WIB ID 0626 11%P7 | WIFACK INTERNATIONAL BANK | TN0007200207 | WB19D | 21 | | | | 100,000 | 0,00 % | NC | | | | 100,000 | 0 | 0 | 0 |
| WIB A 0128 9.25%P5 | WIFACK INTERNATIONAL BANK | TNR4CLXNS261 | WB22A | 21 | | | | 100,000 | 0,00 % | NC | | | | 100,000 | 0 | 0 | 0 |
| WIBB0130 9.75%P7-2 | WIFACK INTERNATIONAL BANK | TN6K3B3UB12 | WB22B | 21 | | | | 100,000 | 0,00 % | NC | | | | 100,000 | 0 | 0 | 0 |
| WC0133 10.25%P10-2 | WIFACK INTERNATIONAL BANK | TNMC9HTIB5A4 | WB22C | 21 | | | | 100,000 | 0,00 % | NC | | | | 100,000 | 0 | 0 | 0 |
| ABCB0627 11,5%P7-2 | ABC TUNISIE | TN0007780075 | AC20B | 21 | | | | 100,000 | 0,00 % | NC | | | | 100,000 | 0 | 0 | 0 |
| TLFSB 0126 11%P7-2 | TUNISIE LEASING ET FACTORING | TN0002102085 | T85BF | 21 | | | | 100,600 | 0,00 % | NC | | | | 100,600 | 0 | 0 | 0 |
| TLFSB 0126T+3%P7-2 | TUNISIE LEASING ET FACTORING | TN0002102093 | T85BV | 21 | | | | 100,000 | 0,00 % | NC | | | | 100,000 | 0 | 0 | 0 |
| TL B0626 11.7%P7-2 | TUNISIE LEASING ET FACTORING | TN0002102127 | T91BF | 21 | | | | 102,630 | 0,00 % | NC | | | | 102,630 | 0 | 0 | 0 |
| TLS S0126 10,25%P5 | TUNISIE LEASING ET FACTORING | TN0002102143 | T205F | 21 | | | | 100,000 | 0,00 % | NC | | | | 100,000 | 0 | 0 | 0 |
| TLFA0426 9.70%AP5 | TUNISIE LEASING ET FACTORING | TN0002102150 | T211A | 21 | | | | 99,510 | 0,00 % | NC | | | | 99,510 | 0 | 0 | 0 |
| TLF SA 1026 9.8%AP5 | TUNISIE LEASING ET FACTORING | TNZSBU7F6WY7 | T215A | 21 | | | | 100,880 | 0,00 % | NC | | | | 100,880 | 0 | 0 | 0 |
| TLF 0427 9.6% AP5 | TUNISIE LEASING ET FACTORING | TNYJL6N2AEP6 | TL22F | 21 | | | | 100,440 | 0,00 % | NC | | | | 100,440 | 0 | 0 | 0 |
| TLF0427 T+2.75%AP5 | TUNISIE LEASING ET FACTORING | TNKU48FVZRH1 | TL22V | 21 | | | | 100,000 | 0,00 % | NC | | | | 100,000 | 0 | 0 | 0 |
| TLF 1027 10% AP5 | TUNISIE LEASING ET FACTORING | TNXIY8MEDJE3 | T222F | 21 | | | | 100,000 | 0,00 % | NC | | | | 100,000 | 0 | 0 | 0 |
| TLF1027 T+2.75%AP5 | TUNISIE LEASING ET FACTORING | TNR0099VZUY8 | T222V | 21 | | | | 100,000 | 0,00 % | NC | | | | 100,000 | 0 | 0 | 0 |
| TLF0428 10,55% AP5 | TUNISIE LEASING ET FACTORING | TN99P72UERY9 | TL231 | 21 | | | | 100,000 | 0,00 % | NC | | | | 100,000 | 0 | 0 | 0 |
| TLF0129 10,70% AP5 | TUNISIE LEASING ET FACTORING | TNMGCHU2PRD0 | TL23F | 21 | | | | 99,130 | 0,00 % | NC | | | | 99,130 | 0 | 0 | 0 |
| TLF0129T+2.5%AP5 | TUNISIE LEASING ET FACTORING | TNQYE48RCJT2 | TL23V | 21 | | | | 100,000 | 0,00 % | NC | | | | 100,000 | 0 | 0 | 0 |
| TLF0529 10,60% AP5 | TUNISIE LEASING ET FACTORING | TN45CYEIVV5 | TL24F | 21 | | | | 100,000 | 0,00 % | NC | | | | 100,000 | 0 | 0 | 0 |
| TLF 0529T+2.5% AP5 | TUNISIE LEASING ET FACTORING | TNUSNP2H8PH1 | TL24V | 21 | | | | 100,000 | 0,00 % | NC | | | | 100,000 | 0 | 0 | 0 |
| TLF0929 10,50% AP5 | TUNISIE LEASING ET FACTORING | TNIEP08ZOLR6 | T242F | 21 | | | | 100,000 | 0,00 % | NC | | | | 100,000 | 0 | 0 | |

0

Capitaux traités sur l'année en TND

Cotation électronique

| Echanges | Quantité | Capitaux en TND |
|----------|----------|-----------------|
| | | |

Répartition par catégorie de donneurs d'ordres

| Achat | Echanges | Quantité | Capitaux en TND | Capitaux en % |
|-------|----------|----------|-----------------|---------------|
| | | | | |

| Vente | Echanges | Quantité | Capitaux en TND | Capitaux en % |
|-------|----------|----------|-----------------|---------------|
| | | | | |

Cotation sur Panneaux : Les enchères

| Echanges | Quantité | Capitaux en TND |
|----------|----------|-----------------|
| | | |

Répartition par catégorie de donneurs d'ordres

| Achat | Echanges | Quantité | Capitaux en TND | Capitaux en % |
|-------|----------|----------|-----------------|---------------|
| | | | | |

| Vente | Echanges | Quantité | Capitaux en TND | Capitaux en % |
|-------|----------|----------|-----------------|---------------|
| | | | | |

Le Marché Hors Cote : Activité par valeur sur le système de cotation électronique

Séance du jour

Année 2025

| Valeur | Code ISIN | MNEMO | Groupe | Echanges | Quantité | Capitaux en TND | Clôture | Var. du Jour | Indicateur | VWAP Veille | VWAP | Var. VWAP | Ouverture | Rendement annuel | Echanges | Quantité | Capitaux en TND |
|-------------------|--------------|-------|--------|----------|----------|-----------------|---------|--------------|------------|-------------|------|-----------|-----------|------------------|----------|----------|-----------------|
| | | | | | | | 2,480 | 0,00 % | NC | | | | 2,410 | 2,90 % | 0 | 0 | 0 |
| SITEX | TN0004300307 | SITEX | 13 | | | | | | | | | | 9,600 | 0,00 % | 0 | 0 | 0 |
| STE TUN. DU SUCRE | TN0006170013 | STS | 13 | | | | | | | | | | | | 0 | 0 | 0 |
| Total | | | | 0 | 0 | 0 | | | | | | | | | 0 | 0 | 0 |