

Sommaire

Page

-Indicateurs de la séance & Activité des marchés

2

-Palmarès de la Séance

3

-Activité des marchés sur l'année

4

-Le Marché Principal

5

· Activité sur l'année par compartiment et par groupe de cotation

5

· Activité détaillée par valeur

6

· Répartition du volume des transactions sur l'année par catégorie de donneurs d'ordres

8

-Le Marché Obligataire

10

-Le Marché Hors-cote

13

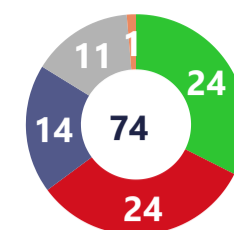
| Capitaux traités en TND | | |
|---------------------------------------|---|-----------|
| Séance du jour | Cumul annuel 2025 | |
| 3 220 872 Total | 3 025 046 328 Total | 79,16 % |
| 3 110 118 Cote : Titres de Capital | 1 124 864 272 Cote : Titres de Capital | 49,20 % |
| 15 605 Cote : Titres de créance | 495 469 132 Cote : Titres de créance | 660,69 % |
| 11 010 Hors Cote | 45 226 525 Hors Cote | 384,76 % |
| 84 140 Enregistrements | 1 356 708 815 Enregistrements | 57,75 % |
| 0 Déclarations | 2 777 583 Déclarations | 1489,26K% |

| Quantités traitées | | |
|------------------------------------|--|------------|
| Séance du jour | Cumul annuel 2025 | |
| 463 991 Total | 179 735 715 Total | 32,96 % |
| 458 223 Cote: Titres de capital | 121 354 091 Cote: Titres de capital | 38,61 % |
| 1 500 Cote: Titres de Créance | 3 412 385 Cote: Titres de créance | 212,57 % |
| 3 563 Hors Cote | 4 042 782 Hors cote | 148,32 % |
| 705 Enregistrements | 50 925 550 Enregistrements | 13,39 % |
| 0 Déclarations | 907 Déclarations | 11237,50 % |

| Nombre de Transactions | | |
|----------------------------------|------------------------------------|----------|
| Séance du jour | Cumul annuel 2025 | |
| 1 315 Total | 267 998 Total | 39,75 % |
| 1 270 Cote: Titres de capital | 264 083 Cote: Titres de capital | 40,16 % |
| 30 Cote : Titres de créance | 419 Cote : Titres de créance | -67,42 % |
| 9 Hors cote | 2 728 Hors cote | 121,25 % |
| 6 Enregistrements | 765 Enregistrements | -8,71 % |
| 0 Déclarations | 3 Déclarations | 0,00 % |

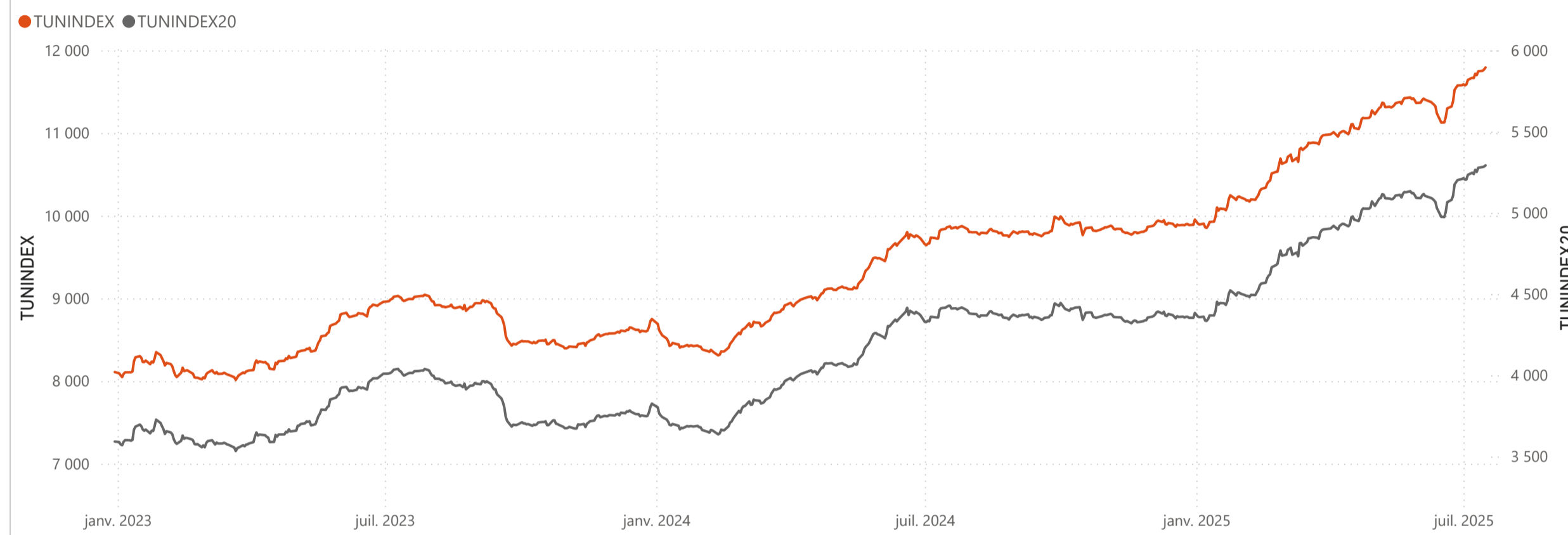
| Cap. Boursière en MD | |
|----------------------|--------------------------|
| 30 338 | |
| 0,19 % Var. Jour | 14,63 % Var. annuelle |

| Marchés | Echanges Bloc | Quantité Bloc | Capitaux Bloc | Echanges | Quantité | Capitaux en TND |
|------------------|---------------|---------------|---------------|----------|----------|-----------------|
| Marché Principal | 0 | 0 | 0 | 1 270 | 458 223 | 3 110 118 |

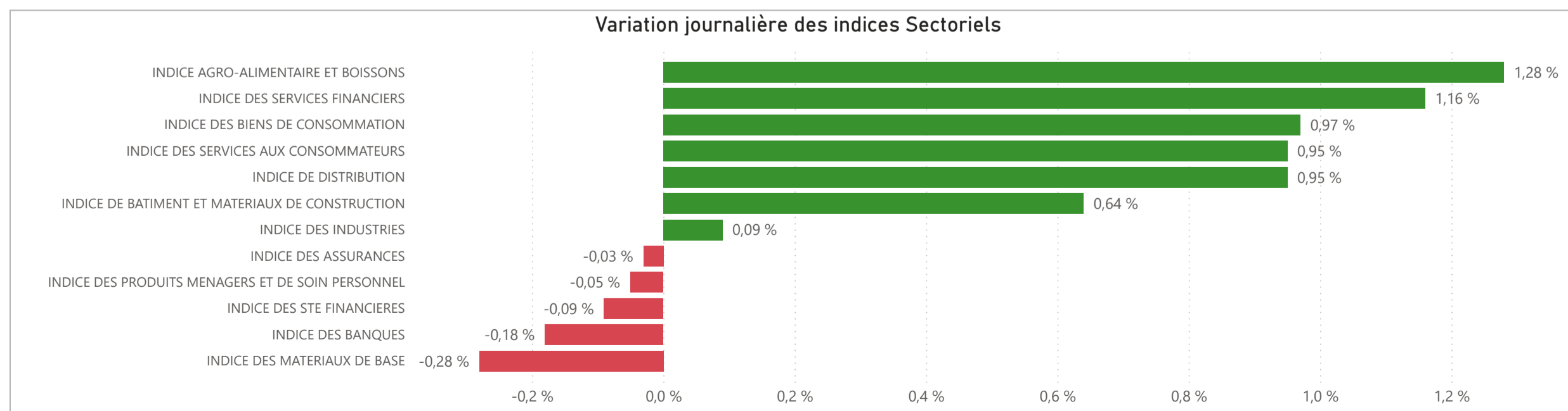


● Hausse ● Baisse ● Inchangé ● NC ● Suspendu

| TUNINDEX | 0,21 % | 18,48 % | Plus haut de l'année | Plus bas de l'année | TUNINDEX20 | 0,14 % | 20,72 % | Plus haut de l'année | Plus bas de l'année |
|-----------|--------------|------------|----------------------|---------------------|------------|--------------|------------|----------------------|---------------------|
| 11 793,07 | Var. du Jour | Var. année | 11 793,07 | 9 852,65 | 5 292,17 | Var. du Jour | Var. année | 5 292,17 | 4 334,94 |
| | | | 16/07/2025 | 08/01/2025 | | | | 16/07/2025 | 08/01/2025 |



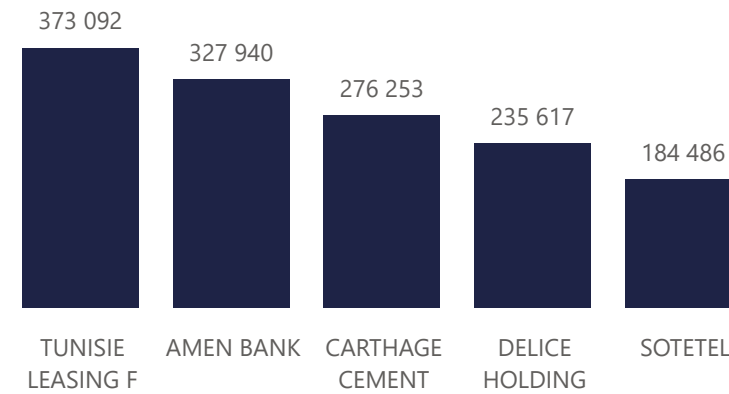
| INDICES SECTORIELS | Indice du Jour | Indice Veille | Var. du Jour | Var. sur l'année | Poids dans TUNINDEX | Plus haut de l'année | Plus bas de l'année |
|---|----------------|---------------|--------------|------------------|---------------------|----------------------|---------------------|
| INDICE DES STE FINANCIERES | 8 681,68 | 8 689,27 | -0,09 % | 16,16 % | 57,99 % | 15/07/2025 | 8 689,27 |
| INDICE DES BANQUES | 8 009,92 | 8 024,10 | -0,18 % | 15,59 % | 51,27 % | 15/07/2025 | 8 024,10 |
| INDICE DES ASSURANCES | 16 679,85 | 16 684,42 | -0,03 % | 9,65 % | 3,16 % | 09/07/2025 | 16 767,58 |
| INDICE DES SERVICES FINANCIERS | 16 543,30 | 16 353,20 | 1,16 % | 32,27 % | 3,56 % | 16/07/2025 | 16 543,30 |
| INDICE DES SERVICES AUX CONSOMMATEURS | 4 000,92 | 3 963,17 | 0,95 % | 27,90 % | 3,45 % | 16/07/2025 | 4 000,92 |
| INDICE DE DISTRIBUTION | 6 303,44 | 6 243,96 | 0,95 % | 27,90 % | 3,45 % | 16/07/2025 | 6 303,44 |
| INDICE DES BIENS DE CONSOMMATION | 10 688,53 | 10 586,16 | 0,97 % | 32,17 % | 23,88 % | 16/07/2025 | 10 688,53 |
| INDICE AGRO-ALIMENTAIRE ET BOISSONS | 13 271,97 | 13 104,19 | 1,28 % | 34,57 % | 18,33 % | 16/07/2025 | 13 271,97 |
| INDICE DES PRODUITS MENAGERS ET DE SOIN PERSONNEL | 3 311,30 | 3 313,12 | -0,05 % | 24,75 % | 5,55 % | 09/07/2025 | 3 325,10 |
| INDICE DES INDUSTRIES | 1 827,44 | 1 825,74 | 0,09 % | -0,53 % | 9,81 % | 14/02/2025 | 1 868,46 |
| INDICE DE BATIMENT ET MATERIAUX DE CONSTRUCTION | 788,16 | 783,15 | 0,64 % | -2,74 % | 3,88 % | 14/01/2025 | 838,63 |
| INDICE DES MATERIAUX DE BASE | 6 766,63 | 6 785,54 | -0,28 % | 32,52 % | 2,74 % | 15/07/2025 | 6 785,54 |



Valeurs les plus actives

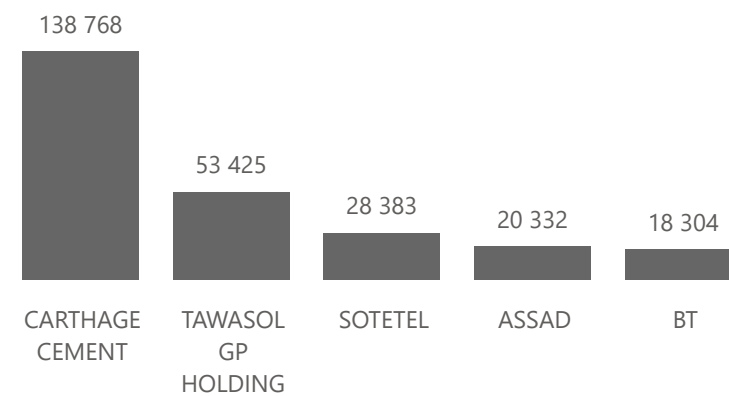
| Valeur | Compartiment | Groupe | Capitaux en TND |
|-------------------|--------------|--------|-----------------|
| TUNISIE LEASING F | B | 11 | 373 092 |
| AMEN BANK | A | 11 | 327 940 |
| CARTHAGE CEMENT | A | 11 | 276 253 |
| DELICE HOLDING | A | 11 | 235 617 |
| SOTETEL | B | 11 | 184 486 |

Capitaux en TND



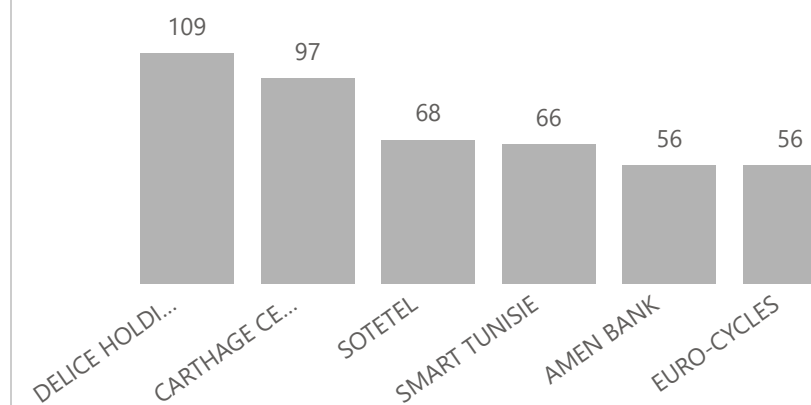
| Valeur | Compartiment | Groupe | Quantité |
|--------------------|--------------|--------|----------|
| CARTHAGE CEMENT | A | 11 | 138 768 |
| TAWASOL GP HOLDING | S | 99 | 53 425 |
| SOTETEL | B | 11 | 28 383 |
| ASSAD | S | 99 | 20 332 |
| BT | A | 11 | 18 304 |

Quantité



| Valeur | Compartiment | Groupe | Echanges |
|-----------------|--------------|--------|----------|
| DELICE HOLDING | A | 11 | 109 |
| CARTHAGE CEMENT | A | 11 | 97 |
| SOTETEL | B | 11 | 68 |
| SMART TUNISIE | B | 11 | 66 |
| AMEN BANK | A | 11 | 56 |
| EURO-CYCLES | B | 11 | 56 |

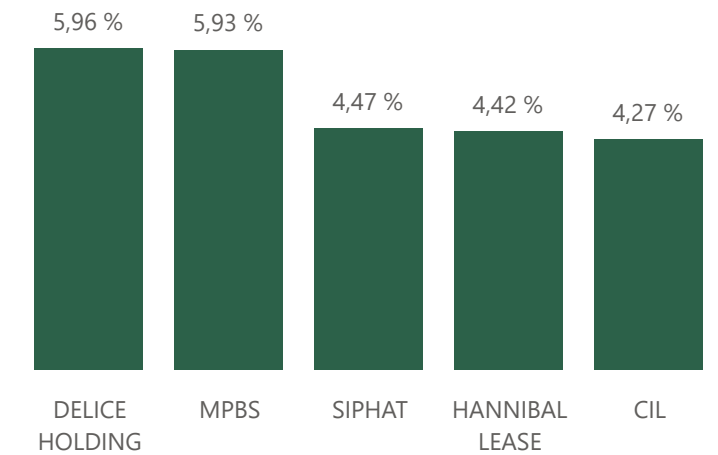
Echanges



Principaux écarts

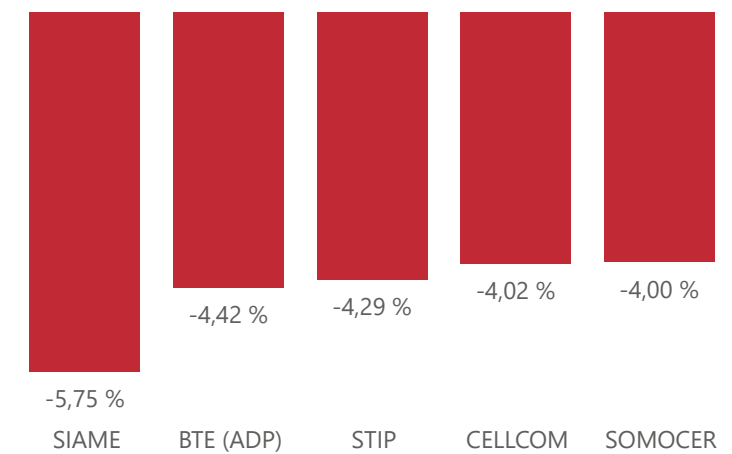
| Valeur | Groupe | Cours de Clôture | Var. du Jour |
|----------------|--------|------------------|--------------|
| DELICE HOLDING | 11 | 25,430 | 5,96 % |
| MPBS | 11 | 7,860 | 5,93 % |
| SIPHAT | 99 | 3,970 | 4,47 % |
| HANNIBAL LEASE | 12 | 7,320 | 4,42 % |
| CIL | 12 | 26,590 | 4,27 % |

Top 5 hausses



| Valeur | Groupe | Cours de Clôture | Var. du Jour |
|-----------|--------|------------------|--------------|
| SIAME | 11 | 2,130 | -5,75 % |
| BTE (ADP) | 12 | 4,330 | -4,42 % |
| STIP | 99 | 2,680 | -4,29 % |
| CELLCOM | 12 | 1,910 | -4,02 % |
| SOMOCER | 99 | 0,480 | -4,00 % |

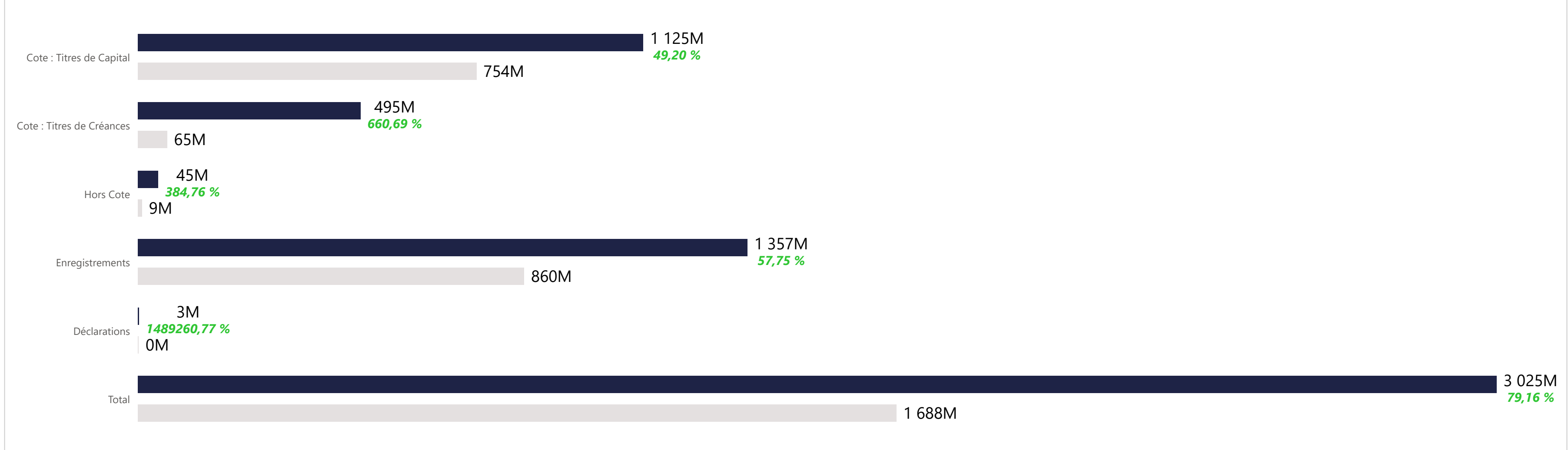
Top 5 baisses



| Marchés | Echanges cumulés 2025 | Echanges cumulés 2024 | Variation | Quantité cumulée 2025 | Quantité cumulée 2024 | Variation | Capitaux cumulés 2025 en TND | Capitaux cumulés 2024 en TND | Variation |
|---------------------------|-----------------------|-----------------------|-----------|-----------------------|-----------------------|------------|------------------------------|------------------------------|--------------|
| Cote : Titres de Capital | 264 083 | 188 415 | 40,16 % | 121 354 091 | 87 553 593 | 38,61 % | 1 124 864 272 | 753 939 508 | 49,20 % |
| Cote : Titres de Créances | 419 | 1 286 | -67,42 % | 3 412 385 | 1 091 736 | 212,57 % | 495 469 132 | 65 134 180 | 660,69 % |
| Hors Cote | 2 728 | 1 233 | 121,25 % | 4 042 782 | 1 628 073 | 148,32 % | 45 226 525 | 9 329 680 | 384,76 % |
| Enregistrements | 765 | 838 | -8,71 % | 50 925 550 | 44 910 348 | 13,39 % | 1 356 708 815 | 860 043 023 | 57,75 % |
| Déclarations | 3 | 3 | 0,00 % | 907 | 8 | 11237,50 % | 2 777 583 | 186 | 1489260,77 % |
| Total | 267 998 | 191 775 | 39,75 % | 179 735 715 | 135 183 758 | 32,96 % | 3 025 046 328 | 1 688 446 578 | 79,16 % |

Evolution des capitaux traités en TND 2025/2024

● Capitaux 2025 ● Capitaux 2024



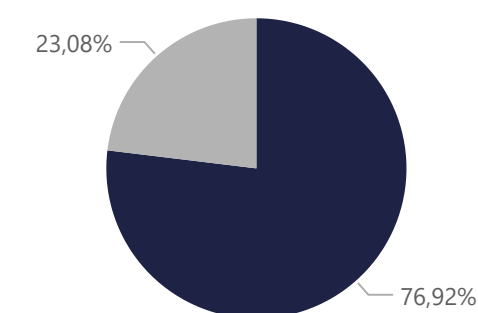
1 124 864 272

Capitaux traités en TND

| Marché | Echanges | Quantité | Capitaux en TND |
|--------------------------|----------|-------------|-----------------|
| Cote : Titres de Capital | 264 083 | 121 354 091 | 1 124 864 272 |

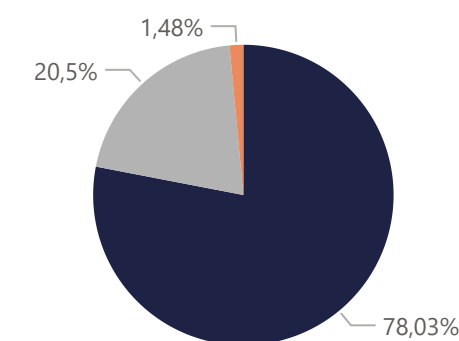
Répartition du volume entre Carnet d'ordres central et Marché de blocs

| Marché | Echanges | Quantité | Capitaux en TND | Capitaux en % |
|-------------------------|----------------|--------------------|----------------------|----------------|
| Carnet d'ordres Central | 264 026 | 101 375 988 | 865 203 753 | 76,92% |
| Marché de Blocs | 57 | 19 978 103 | 259 660 519 | 23,08% |
| Total | 264 083 | 121 354 091 | 1 124 864 272 | 100,00% |



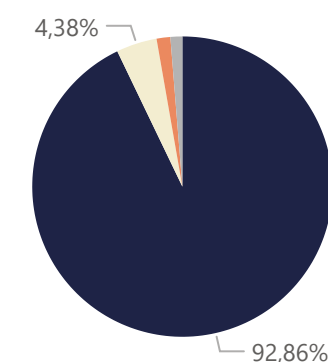
Répartition du volume par Compartiment

| Compartiment | Echanges | Quantité | Capitaux en TND | Capitaux en % |
|--------------|----------------|--------------------|----------------------|----------------|
| A | 170 797 | 81 642 247 | 877 698 413 | 78,03% |
| B | 78 747 | 22 935 899 | 230 543 504 | 20,50% |
| S | 14 539 | 16 775 945 | 16 622 355 | 1,48% |
| Total | 264 083 | 121 354 091 | 1 124 864 272 | 100,00% |



Répartition du volume par Groupe de cotation

| Groupe de cotation | Echanges | Quantité | Capitaux en TND | Capitaux en % |
|--------------------|----------------|--------------------|----------------------|----------------|
| 11 | 222 872 | 97 572 781 | 1 044 579 946 | 92,86% |
| 12 | 9 732 | 5 615 972 | 49 270 455 | 4,38% |
| 99 | 14 124 | 16 772 775 | 16 622 282 | 1,48% |
| 32 | 17 355 | 1 392 563 | 14 391 589 | 1,28% |
| Total | 264 083 | 121 354 091 | 1 124 864 272 | 100,00% |

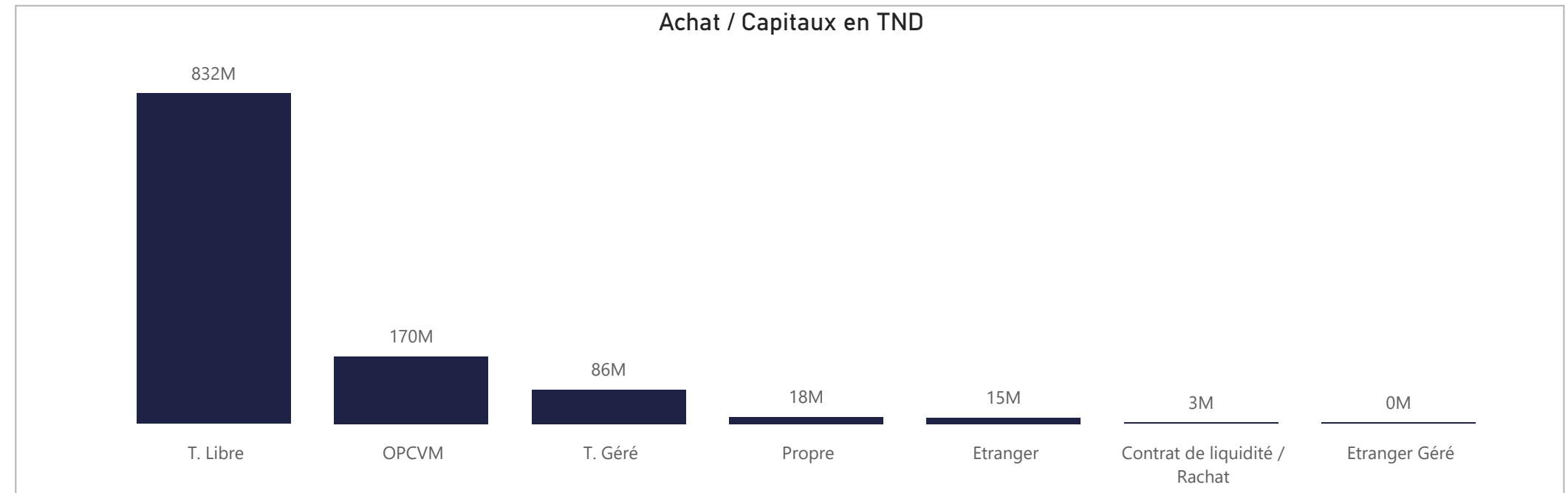


| Séance du jour | | | | | | | | | | | | | | | | | | | | Année 2025 | | | | | | | | |
|-------------------------------------|--------------|-------|--------------|--------|------------------|--------------------|----------------------|----------------|---------------|---------------|----------------------|------------|---------------|-----------------|---------|--------------|------------|-------------|---------|------------|-----------|------------------|------------------|-------------------|----------------------|-------------------|--------------------|-----------------|
| SECTEUR/VALEUR | Code ISIN | MNEMO | Compartiment | Groupe | Mode de Cotation | Titres Admis | Cap. Boursière en MD | Cap. B En % | Echanges Bloc | Quantité Bloc | Capitaux Bloc en TND | Echanges | Quantité | Capitaux en TND | Clôture | Var. du Jour | Indicateur | VWAP Veille | VWAP | Var. VWAP | Ouverture | Rendement annuel | Echanges Bloc | Quantité Bloc | Capitaux Bloc en TND | Echanges | Quantité | Capitaux en TND |
| BANQUES | | | | | | 846 256 529 | 12 762,39 | 42,07 % | 0 | 0 | 0 | 155 | 39 515 | 516 570 | | | | | | | | 9 | 1 551 395 | 47 457 449 | 51 054 | 21 028 135 | 300 988 127 | |
| BIAT | TN0001800457 | BIAT | A | 11 | Continu | 40 800 000 | 3 855,60 | 12,71 % | | | | 13 | 191 | 17 963 | 94,500 | -0,51 % | | 94,076 | 94,049 | -0,03 % | 93,830 | 7,11 % | | | 5 726 | 388 376 | 37 634 762 | |
| ATTIJARI BANK | TN0001600154 | TJARI | A | 11 | Continu | 50 000 000 | 2 915,00 | 9,61 % | | | | 12 | 421 | 24 756 | 58,300 | -0,99 % | | 58,929 | 58,802 | -0,22 % | 51,500 | 44,74 % | 2 | 552 546 | 25 638 134 | 9 931 | 1 465 863 | 83 472 676 |
| AMEN BANK | TN0003400058 | AB | A | 11 | Continu | 34 920 000 | 1 448,48 | 4,77 % | | | | 56 | 7 925 | 327 940 | 41,480 | 0,92 % | | 41,213 | 41,380 | 0,41 % | 36,900 | 21,36 % | 2 | 84 670 | 3 005 785 | 10 724 | 1 966 665 | 76 102 284 |
| BT | TN0002200053 | BT | A | 11 | Continu | 270 000 000 | 1 436,40 | 4,73 % | | | | 29 | 18 304 | 97 010 | 5,320 | 0,38 % | | 5,291 | 5,300 | 0,17 % | 5,190 | 9,25 % | | | 4 925 | 3 619 214 | 18 464 076 | |
| UIB | TN0003900107 | UIB | A | 11 | Continu | 32 560 000 | 713,06 | 2,35 % | | | | 7 | 233 | 5 017 | 21,900 | 0,00 % | | 21,625 | 21,532 | -0,43 % | 22,300 | 2,02 % | 4 | 844 430 | 17 488 298 | 1 022 | 1 216 464 | 25 921 905 |
| BNA | TN0003100609 | BNA | A | 11 | Continu | 64 000 000 | 520,96 | 1,72 % | | | | 7 | 483 | 3 929 | 8,140 | -0,12 % | | 8,142 | 8,134 | -0,10 % | 8,180 | 11,74 % | | | 6 663 | 2 831 552 | 24 637 577 | |
| BH BANK | TN0001900604 | BH | A | 11 | Continu | 47 600 000 | 468,38 | 1,54 % | | | | 5 | 61 | 592 | 9,840 | 1,44 % | | 9,355 | 9,702 | 3,71 % | 12,700 | -19,37 % | | | 1 596 | 438 971 | 4 813 620 | |
| STB | TN0002600955 | STB | A | 11 | Continu | 155 375 000 | 431,94 | 1,42 % | | | | 13 | 3 481 | 9 666 | 2,780 | 0,00 % | | 2,794 | 2,777 | -0,61 % | 2,970 | -6,40 % | | | 5 436 | 3 585 949 | 9 970 878 | |
| UBCI | TN0002400505 | UBCI | A | 12 | Fixing | 20 001 529 | 382,03 | 1,26 % | | | | 2 | 30 | 591 | 19,100 | -0,26 % | | | 19,683 | | 21,500 | -5,35 % | 1 | 69 749 | 1 325 231 | 256 | 129 436 | 2 519 882 |
| ATB | TN0003600350 | ATB | A | 11 | Continu | 100 000 000 | 345,00 | 1,14 % | | | | 10 | 8 383 | 29 082 | 3,450 | -0,58 % | | 3,488 | 3,469 | -0,54 % | 2,800 | 23,21 % | | | 3 648 | 5 248 826 | 16 568 798 | |
| WIFACK INT BANK | TN0007200017 | WIFAK | A | 11 | Continu | 30 000 000 | 241,20 | 0,80 % | | | | 1 | 3 | 24 | 8,040 | 0,00 % | | 7,706 | 8,040 | 4,33 % | 9,000 | -10,67 % | | | 350 | 63 231 | 540 140 | |
| BTE (ADP) | TN0001300557 | BTE | B | 12 | Fixing | 1 000 000 | 4,33 | 0,01 % | | | | | | | 4,330 | -4,42 % | B | | | | 3,350 | 29,25 % | | | 777 | 73 588 | 341 529 | |
| AGRO ALIMENTAIRE ET BOISSONS | | | | | | 516 820 147 | 7 742,32 | 25,52 % | 0 | 0 | 0 | 196 | 30 861 | 525 153 | | | | | | | | 26 | 3 801 640 | 54 511 190 | 33 181 | 16 642 233 | 231 661 517 | |
| SFBT | TN0001100254 | SFBT | A | 11 | Continu | 268 125 000 | 3 410,55 | 11,24 % | | | | 39 | 14 252 | 181 007 | 12,720 | 0,00 % | | 12,706 | 12,700 | -0,05 % | 11,600 | 16,55 % | 6 | 1 315 092 | 17 338 311 | 10 753 | 5 866 499 | 71 971 067 |
| POULINA GP HOLDING | TN0005700018 | PGH | A | 11 | Continu | 180 003 600 | 2 790,06 | 9,20 % | | | | 37 | 6 670 | 102 948 | 15,500 | 0,06 % | | 15,503 | 15,434 | -0,45 % | 8,680 | 83,76 % | 18 | 2 346 548 | 34 152 379 | 12 154 | 8 767 643 | 121 788 225 |
| DELICE HOLDING | TN0007670011 | DH | A | 11 | Continu | 54 907 262 | 1 396,29 | 4,60 % | | | | 109 | 9 408 | 235 617 | 25,430 | 5,96 % | | 23,998 | 25,044 | 4,36 % | 16,090 | 58,05 % | 2 | 140 000 | 3 020 500 | 7 772 | 1 566 159 | 33 082 344 |
| LAND OR | TN0007510019 | LNDOR | B | 11 | Continu | 13 784 285 | 145,42 | 0,48 % | | | | 11 | 531 | 5 581 | 10,550 | 0,57 % | | 10,465 | 10,510 | 0,43 % | 10,350 | 1,93 % | | | 2 502 | 441 932 | 4 819 881 | |
| DISTRIBUTION | | | | | | 194 111 628 | 1 617,76 | 5,33 % | 0 | 0 | 0 | 119 | 19 375 | 267 818 | | | | | | | | 14 | 7 354 246 | 75 241 709 | 19 041 | 13 021 144 | 125 134 754 | |
| ENNAKL AUTOMOBILES | TN0007410012 | NAKL | A | 11 | Continu | 30 000 000 | 384,00 | 1,27 % | | | | 27 | 8 615 | 108 324 | 12,800 | 1,99 % | | 12,515 | 12,574 | 0,47 % | 10,610 | 28,93 % | 1 | 117 088 | 1 461 258 | 1 016 | 239 972 | 2 883 691 |
| ARTES | TN0007300015 | ARTES | A | 11 | Continu | 38 250 000 | 373,70 | 1,23 % | | | | 5 | 301 | 2 938 | 9,770 | 0,83 % | | 9,439 | 9,762 | 3,42 % | 8,200 | 28,90 % | 2 | 3 440 935 | 25 979 059 | 4 037 | 4 681 973 | 38 590 459 |
| CITY CARS | TN0007550015 | CITY | A | 11 | Continu | 18 000 000 | 285,66 | 0,94 % | | | | 10 | 1 044 | 16 529 | 15,870 | 0,38 % | | 15,826 | 15,833 | 0,04 % | 12,700 | 34,80 % | | | 1 887 | 359 766 | 5 445 491 | |
| SMART TUNISIE | TNQPQXRODTH8 | SMART | B | 11 | Continu | 10 123 443 | 149,73 | 0,49 % | | | | 66 | 9 208 | 135 018 | 14,790 | 1,37 % | | 14,415 | 14,663 | 1,72 % | 13,650 | 14,95 % | 2 | 460 000 | 5 612 000 | 3 933 | 1 123 855 | 14 496 754 |
| MONOPRIX | TN0001000108 | MNP | B | 12 | Fixing | 25 345 736 | 139,40 | 0,46 % | | | | | | | 5,500 | 0,00 % | NC | 5,500 | | | 3,550 | 54,93 % | | | 613 | 282 090 | 1 293 066 | |
| MAGASIN GENERAL | TN0006440010 | MAG | B | 12 | Fixing | 15 777 070 | 110,44 | 0,36 % | | | | | | | 7,000 | 0,00 % | NC | 7,000 | | | 6,990 | 0,14 % | 3 | 2 255 000 | 15 807 550 | 217 | 2 268 271 | 15 901 218 |
| SOTUMAG | TN0006580013 | MGR | B | 11 | Continu | 13 200 000 | 96,36 | 0,32 % | | | | 2 | 5 | 36 | 7,300 | 2,67 % | | 7,097 | 7,228 | 1,85 % | 6,250 | 24,48 % | | | 1 412 | 411 719 | 2 592 554 | |
| STA | TNNGTFLC2986 | STA | B | 11 | Continu | 2 000 000 | 50,36 | 0,17 % | | | | 8 | 201 | 4 972 | 25,180 | 2,36 % | | 24,341 | 24,735 | 1,62 % | 21,000 | 29,62 % | 6 | 1 081 223 | 26 381 841 | 3 242 | 1 749 870 | 42 122 735 |
| UADH | TN0007690019 | UADH | S | 99 | Fixing | 36 953 847 | 19,59 | 0,06 % | | | | | | | 0,530 | -3,64 % | B | 0,550 | | | 0,540 | -1,85 % | | | 1 490 | 1 337 767 | 657 727 | |
| CELLCOM | TN0007590011 | CELL | B | 12 | Fixing | 4 461 532 | 8,52 | 0,03 % | | | | 1 | 1 | 2 | 1,910 | -4,02 % | | | 1,910 | | 2,340 | -18,38 % | | | 1 194 | 565 861 | 1 151 060 | |
| ASSURANCE | | | | | | 60 467 693 | 1 434,96 | 4,73 % | 0 | 0 | 0 | 26 | 2 333 | 67 488 | | | | | | | | 3 | 51 822 | 5 112 092 | 4 439 | 1 902 326 | 26 522 494 | |
| STAR | TN0006060016 | STAR | A | 12 | Fixing | 2 307 693 | 447,69 | 1,48 % | | | | 6 | 261 | 50 634 | 194,000 | 0,00 % | | 194,000 | 194,000 | 0,00 % | 178,000 | 13,71 % | 2 | 17 736 | 3 595 265 | 1 085 | 63 309 | 12 498 759 |
| ASTREE | TN0003000452 | AST | A | 12 | Fixing | 6 000 000 | 290,52 | 0,96 % | | | | | | | 48,420 | 0,00 % | NC | | | | 46,000 | 10,70 % | 1 | 34 086 | 1 516 827 | 99 | 37 507 | 1 673 595 |
| ASSUR MAGHREBIA | TN0007830011 | ASSMA | A | 12 | Fixing | 4 500 000 | 220,50 | 0,73 % | | | | 4 | 117 | 5 733 | 49,000 | 0,00 % | | 49,000 | 49,000 | 0,00 % | 51,480 | 1,30 % | | | 489 | 26 940 | 1 358 940 | |
| BH ASSURANCE | TN0006550016 | BHASS | B | 12 | Fixing | 2 660 000 | 172,50 | 0,57 % | | | | | | | 64,850 | 0,00 % | NC | | | | 49,000 | 35,41 % | | | 19 | 2 179 | 132 449 | |
| TUNIS RE | TN0007380017 | TRE | B | 11 | Continu | 20 000 000 | 162,00 | 0,53 % | | | | 2 | 15 | 121 | 8,100 | 0,12 % | | 8,053 | 8,097 | 0,55 % | 8,200 | 4,63 % | | | 535 | 174 546 | 1 378 602 | |
| ASSU MAGHREBIA VIE | TNDKJ8068X14 | AMV | B | 11 | Continu | 25 000 000 | 141,75 | 0,47 % | | | | 14 | 1 940 | 11 000 | 5,670 | -0,35 % | | 5,681 | 5,670 | -0,19 % | 6,150 | -1,90 % | | | 2 212 | 1 597 845 | 9 480 148 | |
| SERVICES FINANCIERS | | | | | | 131 016 000 | 1 347,80 | 4,44 % | 0 | 0 | 0 | 63 | 13 512 | 376 643 | | | | | | | | 0 | 0 | 0 | 12 088 | 4 729 888 | 50 930 758 | |
| SPDIT - SICAF | TN0001400704 | SPDIT | A | 11 | Continu | 28 000 000 | 344,40 | 1,14 % | | | | 3 | 11 | 135 | 12,300 | 0,08 % | | 12,114 | 12,295 | 1,49 % | 12,000 | 10,83 % | | | 1 178 | 322 980 | 4 019 787 | |
| TUNISIE LEASING F | TN0002100907 | TLS | B | 11 | Continu | 10 800 000 | 308,88 | 1,02 % | | | | 47 | 13 082 | 373 092 | 28,600 | 0,42 % | | 28,482 | 28,519 | 0,13 % | 17,990 | 65,37 % | | | 4 503 | 1 052 311 | 23 091 137 | |
| ATL | TN0004700100 | ATL | B | 11 | Continu | 32 500 000 | 194,68 | 0,64 % | | | | 4 | 10 | 60 | 5,990 | 0,00 % | | 5,948 | 5,990 | 0,71 % | 4,250 | 49,18 % | | | 2 945 | 2 227 293 | 11 255 858 | |
| CIL | TN0004200853 | CIL | B | 12 | Fixing | 7 000 000 | 186,13 | 0,61 % | | | | 7 | 89 | 2 271 | 26,590 | 4,27 % | | 25,500 | 25,512 | 0,05 % | 24,900 | 15,62 % | | | 886 | 227 660 | 5 746 656 | |
| ATTIJARI LEASING | TN0006610018 | TJL | B | 11 | Continu | 2 750 000 | 80,80 | 0,27 % | | | | | | | | | | | | | | | | | | | | |

| Séance du jour | | | | | | | | | | Année 2025 | | |
|-------------------------------------|---------------|-------|--------|----------|----------|-----------------|---------------|------------|----------|------------|-----------------|--|
| Secteur / Emetteur / Valeur | Code ISIN | MNEMO | Groupe | Echanges | Quantité | Capitaux en TND | Dernier cours | Indicateur | Echanges | Quantité | Capitaux en TND | |
| TECHNOLOGIE | | | | | | | | | | | | |
| TELNET HOLDING | | | | | | | | | | | | |
| TUN Da 1/10 010719 | TN0007440035 | TLN19 | 32 | | | | | NC | 24 | 88 | 52 | |
| BANQUES | | | | | | | | | | | | |
| ATTIJARI BANK | | | | | | | | | | | | |
| TJARI - (Da) | TN0001600162 | TJADA | 32 | | | | | NC | 17 | 83 | 286 | |
| TJARI - Da39 | TN0001600261 | TJA39 | 32 | | | | | NC | 1 | 11 | 24 | |
| TJARI/DA1/40 250518 | TN0001600501 | TJA18 | 32 | | | | | NC | 239 | 2 484 | 3 426 | |
| TJARI/DA4/21 300425 | TN823JXM7775 | TJA25 | 32 | | | | | NC | 9 954 | 1 252 308 | 14 258 577 | |
| BIAT | | | | | | | | | | | | |
| BIAT Da32 4/60 | TN0001800465 | BIA32 | 32 | | | | | NC | 2 | 60 | 591 | |
| BIAT Da36 1/24 | TN0001800507 | BIA36 | 32 | | | | | NC | 84 | 651 | 2 550 | |
| BIAT DA1/20 290620 | TN0001800622 | BIA20 | 32 | | | | | NC | 199 | 1 054 | 4 141 | |
| BIAT DA1/7 291124 | TN0001800770 | BIA24 | 32 | 4 | 9 | 112 | 12,400 | | 781 | 2 291 | 27 966 | |
| BH BANK | | | | | | | | | | | | |
| BQ HABITAT (Da) | TN0001900612 | BHDA | 32 | | | | | NC | 5 | 12 | 3 | |
| BH Da 1/20 150999 | TN0001900679 | BH12 | 32 | | | | | NC | 1 | 2 | 2 | |
| BH Da1/25 14022000 | TN0001900711 | BH14 | 32 | | | | | NC | 5 | 55 | 7 | |
| BHDA 1/15 28052007 | TN0001900778 | BHDA7 | 32 | | | | | NC | 0 | 0 | 0 | |
| BH DA 1/3 270715 | TN0001900901 | BH15 | 32 | | | | | NC | 10 | 10 | 19 | |
| BH DA 1/5 171117 | TN0001900992 | BH17 | 32 | | | | | NC | 24 | 61 | 61 | |
| BT | | | | | | | | | | | | |
| BQ DE TSIE - Da | TN0002200103 | BTDA | 32 | | | | | NC | 4 | 7 | 20 | |
| BT Da 3/10 170599 | TN0002200210 | BT149 | 32 | 1 | 1 | 10 | 9,500 | | 5 | 8 | 62 | |
| BTDA7/13/12/01/1 | TN0002200251 | BT154 | 32 | 1 | 1 | 4 | 4,200 | | 8 | 17 | 52 | |
| BT Da 1/2 23052006 | TN0002200319 | BTDA6 | 32 | 1 | 1 | 9 | 8,500 | | 3 | 3 | 24 | |
| BT Da 1/2 10/06/09 | TN0002200327 | BTDA9 | 32 | 1 | 1 | 7 | 6,500 | | 5 | 5 | 27 | |
| BT Da 1/3 280613 | TN0002200335 | BT13 | 32 | 1 | 1 | 3 | 2,600 | | 21 | 30 | 47 | |
| BT DA 1/5 03062016 | TN0002200343 | BT16 | 32 | 1 | 1 | 2 | 1,800 | | 40 | 75 | 96 | |
| BT DA 1/4 04052018 | TN0002200350 | BT18 | 32 | 1 | 2 | 3 | 1,500 | | 55 | 178 | 156 | |
| BT DA 1/5 10052022 | TNYHLWKDE9D7 | BT22 | 32 | | | | | NC | 97 | 453 | 325 | |
| UBCI | | | | | | | | | | | | |
| UBCI Da 1/6 010900 | TN0002400570 | UBC00 | 32 | | | | | NC | 6 | 6 | 15 | |
| UBCI Da 3/7 010704 | TN0002400646 | UBC04 | 32 | | | | | NC | 7 | 8 | 54 | |
| UBCI Da 1/2 150710 | TN0002400653 | UBC10 | 32 | | | | | NC | 0 | 0 | 0 | |
| UBCI Da8/33 141013 | TN0002400695 | UBC13 | 32 | | | | | NC | 33 | 237 | 884 | |
| BNA | | | | | | | | | | | | |
| BNA Da 1/10 040509 | TN0003100633 | BNA09 | 32 | | | | | NC | 0 | 0 | 0 | |
| BNA DA 1/10 200618 | TN0003100740 | BNA18 | 32 | | | | | NC | 8 | 11 | 0 | |
| BNA DA 1/55 150419 | TN0003100815 | BNA19 | 32 | | | | | NC | 30 | 561 | 153 | |
| AB | | | | | | | | | | | | |
| AB Da 26 3/37 | TN0003400108 | AB26 | 32 | | | | | NC | 5 | 67 | 345 | |
| AB Da 29 3/40 | TN0003400116 | AB29 | 32 | | | | | NC | 0 | 0 | 0 | |
| AB Da 34 2/59 | TN0003400157 | AB34 | 32 | | | | | NC | 8 | 171 | 194 | |
| AB Da 1/27 | TN0003400207 | ABA38 | 32 | | | | | NC | 4 | 60 | 133 | |
| ABDA 1/14 11122007 | TN0003400272 | ABDA7 | 32 | | | | | NC | 5 | 18 | 75 | |
| AB Da 3/37 281209 | TN0003400371 | ABDA9 | 32 | | | | | NC | 7 | 87 | 525 | |
| AB Da 1/10 110613 | TN0003400454 | AB13 | 32 | | | | | NC | 9 | 20 | 100 | |
| AB DA1/24 01082016 | TN0003400512 | AB16 | 32 | | | | | NC | 9 | 38 | 18 | |
| AB DA1/25 300617 | TN0003400570 | AB17 | 32 | | | | | NC | 46 | 336 | 367 | |
| AB DA 1/7 12102023 | TNMY01P21QCP7 | AB23 | 32 | | | | | NC | 73 | 285 | 981 | |
| AB DA 2/13 281024 | TN66JFM9A518 | AB24 | 32 | 1 | 5 | 34 | 6,830 | | 263 | 1 349 | 7 274 | |
| ATB | | | | | | | | | | | | |
| ATBDA1/7 09/11/05 | TN0003600434 | ATBDA | 32 | | | | | NC | 2 | 15 | 6 | |
| ATB Da 1/10 151208 | TN0003600517 | ATB08 | 32 | 2 | 5 | 0 | 0,010 | | 2 | 5 | 0 | |
| ATB Da 1/16 161210 | TN0003600616 | ATB10 | 32 | 2 | 9 | 0 | 0,010 | | 4 | 20 | 0 | |
| WIFAK INTERNATIONAL BANK | | | | | | | | | | | | |
| WIFAK DA1/2 121015 | TN0007200132 | WIF15 | 32 | | | | | NC | 1 | 1 | 0 | |
| ASSURANCE | | | | | | | | | | | | |
| ASTREE | | | | | | | | | | | | |
| AST Da 1/2 140817 | TN0003000528 | AST17 | 32 | | | | | NC | 0 | 0 | 0 | |
| SERVICES FINANCIERS | | | | | | | | | | | | |
| SPDIT SICAF | | | | | | | | | | | | |
| SPDIT Da 1/24 3512 | TN0001400720 | SPD12 | 32 | | | | | NC | 4 | 17 | 0 | |
| TUNISIE LEASING ET FACTORING | | | | | | | | | | | | |
| TUN. LEAS. (Da 10) | TN0002100915 | TLSDA | 32 | | | | | NC | 0 | 0 | 0 | |
| TLs Da 1/4 | TN0002100956 | TLD01 | 32 | | | | | NC | 0 | 0 | 0 | |
| TLs Da 1/5(021202) | TN0002100980 | TLs02 | 32 | | | | | NC | 0 | 0 | 0 | |
| TLs Da 1/6(181203) | TN0002101012 | TLs03 | 32 | | | | | NC | 0 | 0 | 4 | |
| TLs Da 1/7(061204) | TN0002101061 | TLs04 | 32 | | | | | NC | 0 | 0 | 0 | |
| TLs Da1/5(010307) | TN0002101152 | TLs07 | 32 | | | | | NC | 0 | 0 | 0 | |
| TLs Da 1/56 030308 | TN0002101210 | TLs08 | 32 | | | | | NC | 2 | 2 | 0 | |
| TLs Da 1/57 020309 | TN0002101319 | TLs09 | 32 | | | | | NC | 2 | 0 | 0 | |
| TLs Da 1/68 301309 | TN0002101392 | TLs09 | 32 | | | | | NC | 14 | 77 | 16 | |
| TLs Da 1/69 010210 | TN0002101400 | TLs10 | 32 | | | | | NC | 12 | 93 | 36 | |
| TLs Da 3/80 010213 | TN0002101590 | TLs13 | 32 | | | | | NC | 37 | 516 | 387 | |
| TL DA3/83 10022014 | TN0002101749 | TLs14 | 32 | | | | | NC | 37 | 676 | 517 | |
| TL DA2/43 02022015 | TN0002101814 | TLs15 | 32 | | | | | NC | 21 | 217 | 81 | |
| TLs DA1/23 010719 | TN0002102044 | TLs19 | 32 | | | | | NC | 70 | 626 | 411 | |
| CIL | | | | | | | | | | | | |
| CIL DA 2007 1/4 | TN0004201042 | CIL07 | 32 | | | | | NC | 0 | 0 | 0 | |
| CIL Da 1/5 301208 | TN0004201117 | CIL08 | 32 | | | | | NC | 1 | 3 | 38 | |
| CIL Da 1/3 110610 | TN0004201216 | CIL10 | 32 | | | | | NC | 0 | 0 | 0 | |
| CIL Da 1/4 030611 | TN0004201281 | CIL11 | 32 | | | | | NC | 1 | 1 | 10 | |
| CIL DA2/5 15052023 | TNEOEJ4P2R7 | CIL23 | 32 | | | | | NC | 7 | 11 | 85 | |
| ATL | | | | | | | | | | | | |
| ATL Da 1/5 290808 | TN0004700266 | ATL08 | 32 | | | | | NC | 0 | 0 | 0 | |
| ATL Da 2/17 261112 | TN0004700472 | ATL12 | 32 | | | | | NC | 5 | 21 | 10 | |
| ATTIJARI LEASING | | | | | | | | | | | | |
| ATTIJARI LS ROMPU | TN0006610141 | TJLR | 32 | | | | | NC | 0 | 0 | 0 | |
| TJL DA 3/17 210717 | TN0006610448 | TJL17 | 32 | | | | | NC | 31 | 283 | 1 016 | |
| BH LEASING | | | | | | | | | | | | |
| ML DA 1/4 250515 | TN0006720072 | ML15 | 32 | | | | | NC | 6 | 10 | 0 | |
| HANNIBAL LEASE | | | | | | | | | | | | |
| HL DA 1/10 180817 | TN0007310378 | HL17 | 32 | | | | | NC | 5 | 39 | 26 | |
| HL DA3/7 09/10/20 | TN0007310519 | HL20 | 32 | | | | | NC | 11 | 478 | 1 412 | |
| TELECOMMUNICATIONS | | | | | | | | | | | | |
| SOTETEL | | | | | | | | | | | | |
| SOTETEL Da1/6 | TN0006530059 | SOT01 | 32 | | | | | NC | 0 | 0 | 0 | |
| SOT Da 1/5 010102 | TN0006530067 | SOT02 | 32 | | | | | NC | 0 | 0 | 0 | |
| SOT Da 1/5 010703 | TN0006530075 | SOT03 | 32 | | | | | NC | 1 | 1 | 1 | |
| SOT Da 1/10 150704 | TN0006530083 | SOT04 | 32 | | | | | NC | 5 | 14 | 8 | |
| SOT Da1/22 010906 | TN0006530091 | SOT06 | 32 | | | | | NC | 3 | 8 | 0 | |
| DISTRIBUTION | | | | | | | | | | | | |
| MONOPRIX | | | | | | | | | | | | |
| MONOPRIX Da | TN0001000116 | MNPDA | 32 | | | | | NC | 2 | 8 | 6 | |
| MNP Da 1/2 100611 | TN0001000124 | MNP11 | 32 | | | | | NC | 7 | 7 | 7 | |
| MNP Da 1/5 040309 | TN0001000132 | MNP12 | 32 | | | | | NC | 12 | 17 | 5 | |
| MNP Da 1/5 160615 | TN0001000140 | MNP15 | 32 | | | | | NC | 12 | 34 | 9 | |
| MAGASIN GENERAL | | | | | | | | | | | | |
| MAG GEN Da 1/2 | TN0006440028 | MGDA4 | 32 | | | | | NC | 0 | 0 | 0 | |
| SOTUMAG | | | | | | | | | | | | |
| MGR Da1/3 050710 | TN0006580021 | MGR10 | 32 | | | | | NC | 3 | 3 | 3 | |
| MGR DA 1/10 201217 | TN0006580039 | MGR17 | 32 | | | | | NC | 7 | 10 | 5 | |
| ARTES | | | | | | | | | | | | |
| ARTES Da1/4 230712 | TN0007300023 | ART12 | 32 | | | | | NC | 17 | 33 | 39 | |
| ARTES Da1/5 040313 | TN0007300031 | ART13 | 32 | | | | | NC | 27 | 49 | 70 | |
| CITY CARS | | | | | | | | | | | | |
| CITY DA1/3 230919 | TN0007550023 | CTY19 | 32 | | | | | NC | 13 | 15 | 93 | |
| SMART TUNISIE | | | | | | | | | | | | |
| SMART DA1/5 070623 | TN71DY8X6058 | SMT23 | 32 | | | | | NC | 141 | 416 | 570 | |
| SMART DA1/6 111124 | TN7PHJUM59GW2 | SMT24 | 32 | 3 | 11 | 24 | 2,200 | | 227 | 1 115 | 1 969 | |
| VOYAGE ET LOISIRS | | | | | | | | | | | | |
| TUNISAIR | | | | | | | | | | | | |
| TUNISAIR - Da 01 | TN0001200419 | TAIDA | 32 | | | | | NC | 19 | 60 | 4 | |
| TUNISAIR - Da 04 | TN0001200468 | TAI04 | 32 | | | | | NC | 14 | 66 | 1 | |
| TAIR Da1/10 010799 | TN0001200476 | TAI99 | 32 | | | | | NC | 36 | 325 | 5 | |
| TAIR Da1/10 030700 | TN0001200492 | TAI00 | 32 | | | | | NC | 37 | 334 | 4 | |
| TUNISAIR Da 1/10 | TN0001200518 | TAI01 | 32 | | | | | NC | 35 | 318 | 4 | |
| TAIR Da1/22 310806 | TN0001200534 | TAI06 | 32 | | | | | NC | 53 | 566 | 6 | |
| TAIR Da 1/5 010908 | TN0001200542 | TAI08 | 32 | | | | | NC | 63 | 236 | 11 | |
| TAIR Da1/11 110709 | TN0001200567 | TAI09 | 32 | | | | | NC | 75 | 524 | 6 | |
| SANTE | | | | | | | | | | | | |
| UMIMED | | | | | | | | | | | | |
| UMED D76/509 260716 | TN0007720022 | UMD16 | 32 | | | | | NC | 29 | 1 398 | 1 228 | |
| UMD DA1/1/17 40817 | TN0007720030 | UMD17 | | | | | | | | | | |

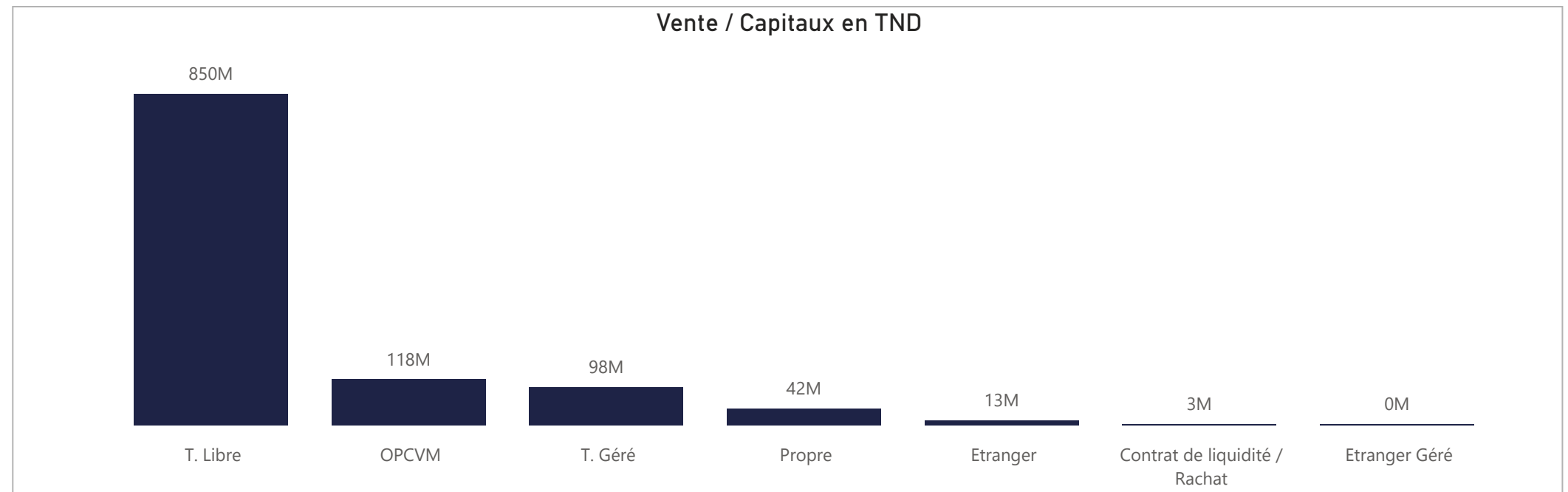
ACHAT

| Achat | Echanges | Quantité | Capitaux en TND | Capitaux en % |
|-------------------------------|----------------|--------------------|----------------------|----------------|
| T. Libre | 216 159 | 93 971 710 | 832 264 165 | 73,99% |
| OPCVM | 21 187 | 14 250 367 | 169 665 513 | 15,08% |
| T. Géré | 22 410 | 9 441 938 | 86 257 949 | 7,67% |
| Propre | 1 683 | 1 915 785 | 17 784 183 | 1,58% |
| Etranger | 1 290 | 1 126 105 | 15 152 156 | 1,35% |
| Contrat de liquidité / Rachat | 1 321 | 621 193 | 3 393 847 | 0,30% |
| Etranger Géré | 33 | 26 993 | 346 459 | 0,03% |
| Total | 264 083 | 121 354 091 | 1 124 864 272 | 100,00% |



VENTE

| Vente | Echanges | Quantité | Capitaux en TND | Capitaux en % |
|-------------------------------|----------------|--------------------|----------------------|----------------|
| T. Libre | 200 598 | 95 394 595 | 849 703 917 | 75,54% |
| OPCVM | 21 876 | 9 401 652 | 117 963 033 | 10,49% |
| T. Géré | 33 862 | 10 668 569 | 98 214 255 | 8,73% |
| Propre | 4 937 | 4 018 818 | 42 343 051 | 3,76% |
| Etranger | 1 932 | 1 586 244 | 13 169 834 | 1,17% |
| Contrat de liquidité / Rachat | 715 | 199 639 | 2 991 374 | 0,27% |
| Etranger Géré | 163 | 84 574 | 478 808 | 0,04% |
| Total | 264 083 | 121 354 091 | 1 124 864 272 | 100,00% |



ACHAT

Marché Principal

| Mois | Contrat de liquidité / Rachat | Etranger | Etranger Géré | OPCVM | Propre | T. Géré | T. Libre | Total |
|--------------|-------------------------------|-------------------|----------------|--------------------|-------------------|-------------------|--------------------|----------------------|
| janvier | 288 356 | 419 638 | 6 429 | 19 172 354 | 1 969 755 | 12 358 439 | 96 066 249 | 130 281 220 |
| février | 940 726 | 1 217 078 | 21 094 | 28 766 147 | 394 941 | 10 131 637 | 76 544 864 | 118 016 486 |
| mars | 961 043 | 1 960 932 | 37 691 | 21 548 748 | 9 955 125 | 13 392 731 | 103 066 470 | 150 922 739 |
| avril | 508 022 | 940 858 | 12 350 | 23 289 579 | 2 645 356 | 16 198 554 | 136 622 685 | 180 217 403 |
| mai | 361 602 | 2 506 576 | 257 940 | 41 534 905 | 1 215 096 | 16 590 360 | 141 817 353 | 204 283 832 |
| juin | 255 297 | 6 767 166 | 10 955 | 24 192 029 | 580 803 | 12 884 516 | 183 509 766 | 228 200 531 |
| juillet | 78 802 | 1 339 907 | | 11 161 751 | 1 023 108 | 4 701 713 | 94 636 778 | 112 942 059 |
| 1 | 6 054 | | | 315 931 | | 88 363 | 1 786 760 | 2 197 108 |
| 2 | 6 313 | | | 847 370 | 49 457 | 312 058 | 4 353 626 | 5 568 824 |
| 3 | 6 299 | 9 929 | | 866 659 | 100 120 | 201 064 | 1 677 281 | 2 861 353 |
| 4 | 11 670 | | | 2 016 603 | 10 322 | 373 699 | 2 830 303 | 5 242 597 |
| 7 | 8 710 | | | 1 211 816 | 73 202 | 81 673 | 2 184 613 | 3 560 015 |
| 8 | 5 364 | 529 814 | | 424 891 | 143 507 | 450 429 | 2 192 168 | 3 746 173 |
| 9 | 5 912 | 139 700 | | 1 460 689 | 594 000 | 836 555 | 2 668 228 | 5 705 083 |
| 10 | 5 651 | 139 827 | | 1 850 646 | | 490 592 | 3 732 691 | 6 219 407 |
| 11 | 6 236 | | | 505 654 | | 456 135 | 60 627 181 | 61 595 205 |
| 14 | 5 452 | 204 686 | | 778 152 | | 786 526 | 8 861 815 | 10 636 631 |
| 15 | 5 541 | 174 562 | | 376 456 | | 320 442 | 1 622 544 | 2 499 544 |
| 16 | 5 599 | 141 389 | | 506 884 | 52 500 | 304 178 | 2 099 568 | 3 110 118 |
| Total | 3 393 847 | 15 152 156 | 346 459 | 169 665 513 | 17 784 183 | 86 257 949 | 832 264 165 | 1 124 864 272 |

Marché de Bloc

| Mois | Propre | T. Libre | Total |
|--------------|------------------|--------------------|--------------------|
| janvier | | 17 324 377 | 17 324 377 |
| mars | 8 623 845 | 17 491 258 | 26 115 103 |
| avril | | 26 381 841 | 26 381 841 |
| mai | 19 285 380 | 19 285 380 | 19 285 380 |
| juin | 108 966 206 | 108 966 206 | 108 966 206 |
| juillet | 61 587 612 | 61 587 612 | 61 587 612 |
| 11 | | 58 094 912 | 58 094 912 |
| 14 | | 3 492 700 | 3 492 700 |
| Total | 8 623 845 | 251 036 675 | 259 660 519 |

VENTE

Marché Principal

| Mois | Contrat de liquidité / Rachat | Etranger | Etranger Géré | OPCVM | Propre | T. Géré | T. Libre | Total |
|--------------|-------------------------------|-------------------|----------------|--------------------|-------------------|-------------------|--------------------|----------------------|
| janvier | 525 024 | 1 419 450 | 7 658 | 13 998 498 | 1 777 939 | 16 661 263 | 95 891 388 | 130 281 220 |
| février | 753 593 | 3 075 751 | 32 375 | 15 249 304 | 3 415 285 | 16 172 015 | 79 318 163 | 118 016 486 |
| mars | 253 079 | 1 852 422 | 27 151 | 18 382 868 | 11 771 101 | 13 622 088 | 105 014 031 | 150 922 739 |
| avril | 322 390 | 355 673 | 70 410 | 13 248 017 | 6 814 555 | 16 120 239 | 143 286 120 | 180 217 403 |
| mai | 440 744 | 1 693 231 | 300 718 | 22 545 077 | 15 591 110 | 14 433 840 | 149 279 113 | 204 283 832 |
| juin | 632 200 | 4 684 930 | 40 497 | 26 686 577 | 2 215 333 | 13 839 816 | 180 101 178 | 228 200 531 |
| juillet | 64 342 | 88 378 | | 7 852 693 | 757 728 | 7 364 994 | 96 813 925 | 112 942 059 |
| 1 | 3 153 | | | 242 184 | | 226 629 | 1 725 143 | 2 197 108 |
| 2 | 3 127 | | | 464 880 | 73 999 | 451 463 | 4 575 355 | 5 568 824 |
| 3 | 2 328 | 20 785 | | 27 190 | 28 395 | 452 202 | 2 330 453 | 2 861 353 |
| 4 | 2 289 | | | 860 409 | 107 234 | 376 292 | 3 896 374 | 5 242 597 |
| 7 | 30 869 | | | 373 963 | | 580 754 | 2 574 428 | 3 560 015 |
| 8 | 2 141 | | | 536 739 | 123 469 | 728 893 | 2 354 930 | 3 746 173 |
| 9 | 2 309 | | | 626 970 | 73 779 | 1 779 498 | 3 222 528 | 5 705 083 |
| 10 | 2 438 | 11 929 | | 491 163 | 149 740 | 938 070 | 4 626 067 | 6 219 407 |
| 11 | 2 244 | | | 424 339 | 21 600 | 683 197 | 60 463 825 | 61 595 205 |
| 14 | 2 270 | | | 2 370 998 | 142 938 | 361 502 | 7 758 923 | 10 636 631 |
| 15 | 8 931 | 55 664 | | 649 269 | | 391 214 | 1 394 466 | 2 499 544 |
| 16 | 2 244 | | | 784 588 | 36 573 | 395 280 | 1 891 434 | 3 110 118 |
| Total | 2 991 374 | 13 169 834 | 478 808 | 117 963 033 | 42 343 051 | 98 214 255 | 849 703 917 | 1 124 864 272 |

Marché de Bloc

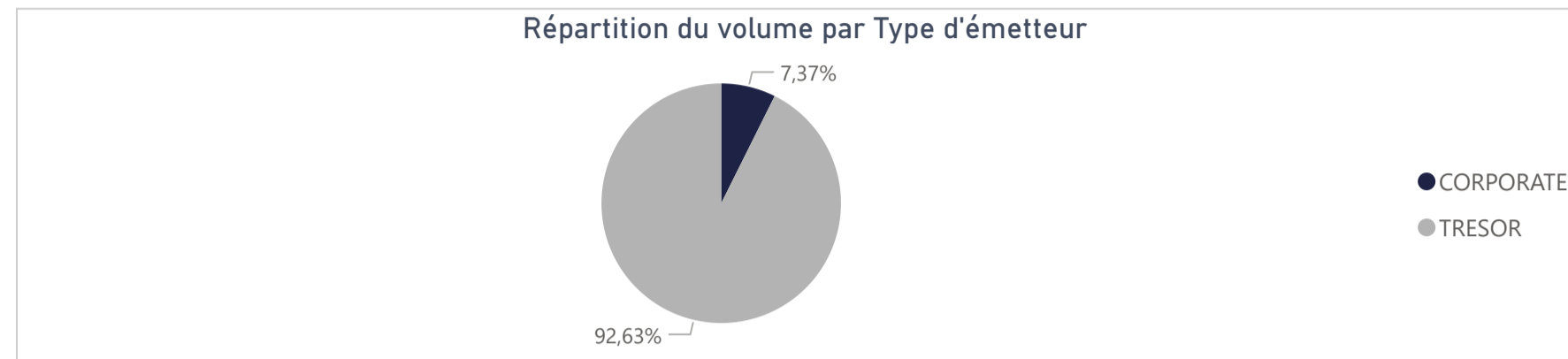
| Mois | Propre | T. Libre | Total |
|--------------|-------------------|--------------------|--------------------|
| janvier | | 17 324 377 | 17 324 377 |
| mars | 8 623 845 | 17 491 258 | 26 115 103 |
| avril | | 26 381 841 | 26 381 841 |
| mai | 7 517 880 | 11 767 500 | 19 285 380 |
| juin | 108 966 206 | 108 966 206 | 108 966 206 |
| juillet | 61 587 612 | 61 587 612 | 61 587 612 |
| 11 | | 58 094 912 | 58 094 912 |
| 14 | | 3 492 700 | 3 492 700 |
| Total | 16 141 725 | 243 518 795 | 259 660 519 |

495 469 132

Capitaux traités sur l'année en TND

| Marché | Echanges | Quantité | Capitaux en TND |
|---------------------------|----------|-----------|-----------------|
| Cote : Titres de Créances | 419 | 3 412 385 | 495 469 132 |

| Type d'émetteur | Echanges | Quantité | Capitaux en TND | Capitaux en % |
|-----------------|------------|------------------|--------------------|----------------|
| TRESOR | 338 | 2 935 554 | 458 964 234 | 92,63% |
| CORPORATE | 81 | 476 831 | 36 504 899 | 7,37% |
| Total | 419 | 3 412 385 | 495 469 132 | 100,00% |



| Achat | Echanges | Quantité | Capitaux en TND | Capitaux en % |
|--------------|------------|------------------|--------------------|----------------|
| OPCVM | 194 | 3 335 929 | 493 171 355 | 99,54% |
| T. Libre | 56 | 47 584 | 1 687 659 | 0,34% |
| T. Géré | 169 | 28 872 | 610 118 | 0,12% |
| Total | 419 | 3 412 385 | 495 469 132 | 100,00% |

| Vente | Echanges | Quantité | Capitaux en TND | Capitaux en % |
|--------------|------------|------------------|--------------------|----------------|
| T. Libre | 147 | 728 148 | 266 527 917 | 53,79% |
| Propre | 20 | 967 120 | 151 590 077 | 30,60% |
| OPCVM | 107 | 1 680 622 | 76 843 867 | 15,51% |
| T. Géré | 145 | 36 495 | 507 271 | 0,10% |
| Total | 419 | 3 412 385 | 495 469 132 | 100,00% |

Répartition des capitaux traités en TND par catégorie de donneurs d'ordres

ACHAT

| Mois | OPCVM | T. Géré | T. Libre | Total |
|--------------|--------------------|----------------|------------------|--------------------|
| janvier | 12 130 226 | 128 419 | 56 123 | 12 314 768 |
| février | 21 032 430 | 25 822 | 1 383 452 | 22 441 704 |
| mars | 71 517 776 | 69 633 | 421 | 71 587 830 |
| avril | 63 909 512 | 260 448 | 110 720 | 64 280 681 |
| mai | 45 423 603 | 66 804 | 111 817 | 45 602 225 |
| juin | 48 248 524 | 34 728 | 25 125 | 48 308 378 |
| juillet | 230 909 284 | 24 262 | | 230 933 546 |
| 2 | 2 263 | | | 2 263 |
| 3 | 149 | | | 149 |
| 4 | | 8 012 | | 8 012 |
| 8 | | 646 | | 646 |
| 10 | 156 361 | | | 156 361 |
| 11 | 230 749 123 | | | 230 749 123 |
| 14 | 1 389 | | | 1 389 |
| 16 | | 15 605 | | 15 605 |
| Total | 493 171 355 | 610 118 | 1 687 659 | 495 469 132 |

VENTE

| Mois | OPCVM | Propre | T. Géré | T. Libre | Total |
|--------------|-------------------|--------------------|----------------|--------------------|--------------------|
| janvier | 8 323 595 | 723 196 | 130 658 | 3 137 319 | 12 314 768 |
| février | 12 966 239 | 1 650 135 | 13 175 | 7 812 156 | 22 441 704 |
| mars | 30 044 030 | 41 245 092 | 45 662 | 253 046 | 71 587 830 |
| avril | 710 190 | 62 981 673 | 77 610 | 511 208 | 64 280 681 |
| mai | 12 952 168 | 32 390 977 | 100 644 | 158 435 | 45 602 225 |
| juin | 11 820 983 | 6 889 850 | 129 477 | 29 468 068 | 48 308 378 |
| juillet | 26 662 | 5 709 154 | 10 046 | 225 187 684 | 230 933 546 |
| 2 | | | | 2 263 | 2 263 |
| 3 | | | | 149 | 149 |
| 4 | | | 8 012 | | 8 012 |
| 8 | | | 646 | | 646 |
| 10 | 26 662 | | | 129 699 | 156 361 |
| 11 | | 5 709 154 | | 225 039 969 | 230 749 123 |
| 14 | | | 1 389 | | 1 389 |
| 16 | | | | 15 605 | 15 605 |
| Total | 76 843 867 | 151 590 077 | 507 271 | 266 527 917 | 495 469 132 |

| Séance du jour | | | | | | | | | | | | | Année 2025 | | | |
|--------------------|---------------|-------|--------|----------|----------|-----------------|--------------|--------------|------------|------------------|-----------|-----------|----------------|----------|----------|-----------------|
| Valeur | Code ISIN | MNEMO | Groupe | Echanges | Quantité | Capitaux en TND | Clôture en % | Var. du Jour | Indicateur | VWAP Veille en % | VWAP en % | Var. VWAP | Ouverture en % | Echanges | Quantité | Capitaux en TND |
| ▲ | | | | | | | | | | | | | | | | |
| BTA 6.3% Oct 2026 | TN0008000580 | B1026 | 21 | | | | 97,400 | 0,00 % | NC | | | | 97,400 | 0 | 0 | 0 |
| BTA6.7% Avril 2028 | TN0008000606 | B0428 | 21 | | | | 93,100 | 0,00 % | NC | | | | 93,100 | 0 | 0 | 0 |
| BTA 6.3% Mars 2026 | TN0008000622 | B0326 | 21 | | | | 97,700 | 0,00 % | NC | | | | 95,950 | 2 | 63 | 61 954 |
| BTA 6.6% Mars 2027 | TN0008000655 | B0327 | 21 | | | | 93,950 | 0,00 % | NC | | | | 93,950 | 0 | 0 | 0 |
| BTA 7,5% Juil 2032 | TN0008000663 | B0732 | 21 | | | | 97,000 | 0,00 % | NC | | | | 97,000 | 0 | 0 | 0 |
| BTA 7% Juil 2028 | TN0008000697 | B0728 | 21 | | | | 90,500 | 0,00 % | NC | | | | 90,500 | 0 | 0 | 0 |
| BTA 7,2% Fev 2027 | TN0008000721 | B0227 | 21 | | | | 97,400 | 0,00 % | NC | | | | 92,750 | 8 | 120 620 | 121 124 098 |
| BTA 7,4% Fev 2030 | TN0008000739 | B0230 | 21 | | | | 92,180 | 0,00 % | NC | | | | 90,390 | 5 | 330 | 302 243 |
| BTA 7,2% Mai 2027 | TN0008000747 | B0527 | 21 | | | | 96,510 | 0,00 % | NC | | | | 94,950 | 20 | 1 487 | 1 497 802 |
| BTA 8% Nov 2030 | TN0008000762 | B1130 | 21 | | | | 97,000 | 0,00 % | NC | | | | 97,000 | 0 | 0 | 0 |
| BTA 7,3% Dec 2027 | TN0008000770 | B1227 | 21 | | | | 91,050 | 0,00 % | NC | | | | 91,050 | 0 | 0 | 0 |
| BTA 7,5% Janv 2028 | TN0008000796 | B0128 | 21 | | | | 100,000 | 0,00 % | NC | | | | 100,000 | 0 | 0 | 0 |
| BTA 8% Mars 2033 | TN0008000804 | B0333 | 21 | | | | 100,000 | 0,00 % | NC | | | | 100,000 | 0 | 0 | 0 |
| BTA 7,5% Dec 2028 | TN0008000812 | B1228 | 21 | | | | 94,720 | 0,00 % | NC | | | | 100,000 | 1 | 5 760 | 5 709 154 |
| BTA 8% Nov 2025 | TNOXRGYG8R18 | B1125 | 21 | | | | 99,900 | 0,00 % | NC | | | | 98,500 | 3 | 99 556 | 104 518 650 |
| BTA 8,8% Sept 2032 | TNJL4N15D7B2 | B0932 | 21 | | | | 100,000 | 0,00 % | NC | | | | 100,000 | 0 | 0 | 0 |
| BTA 8% Janv 2029 | TNHUVZNLATV4 | B0129 | 21 | | | | 100,000 | 0,00 % | NC | | | | 100,000 | 0 | 0 | 0 |
| BTA 8,25% Juin2031 | TNN0500RH1F1 | B0631 | 21 | | | | 100,000 | 0,00 % | NC | | | | 100,000 | 0 | 0 | 0 |
| BTA 9% sept 2029 | TNLRQIP0QY4 | B0929 | 21 | | | | 100,000 | 0,00 % | NC | | | | 100,000 | 0 | 0 | 0 |
| BTA 9,4% aout 2033 | TNNUS2JABSF6 | B0833 | 21 | | | | 100,000 | 0,00 % | NC | | | | 100,000 | 0 | 0 | 0 |
| BTA 9,5% aout 2035 | TN19GXXADLDO | B0835 | 21 | | | | 100,000 | 0,00 % | NC | | | | 100,000 | 0 | 0 | 0 |
| BTA 9,70% Oct 2027 | TN9EGH9CQ82 | B1027 | 21 | | | | 100,000 | 0,00 % | NC | | | | 100,000 | 0 | 0 | 0 |
| BTA 9,87% Oct 2031 | TNOODT102PF5 | B1031 | 21 | | | | 100,000 | 0,00 % | NC | | | | 100,000 | 0 | 0 | 0 |
| BTA 9,80% Oct 2028 | TN875F5T9RO3 | B1028 | 21 | | | | 100,000 | 0,00 % | NC | | | | 100,000 | 0 | 0 | 0 |
| BTA 9,89% Juin2033 | TNISBPOGW9F1 | B0633 | 21 | | | | 100,000 | 0,00 % | NC | | | | 100,000 | 0 | 0 | 0 |
| BTA 9,90% Dec 2034 | TNXJGTXAROH4 | B1234 | 21 | | | | 100,000 | 0,00 % | NC | | | | 100,000 | 0 | 0 | 0 |
| BTA 9,87% Janv2032 | TNCYAUIJL413 | B0132 | 21 | | | | 101,590 | 0,00 % | NC | | | | 100,000 | 5 | 47 500 | 48 834 136 |
| BTA 9,83% mars2034 | TNV7HGOQTYL8 | B0334 | 21 | | | | 100,000 | 0,00 % | NC | | | | 100,000 | 0 | 0 | 0 |
| BTA 9,28% juin2028 | TNL8K8A9Q440 | B0628 | 21 | | | | 100,000 | 0,00 % | NC | | | | 100,000 | 0 | 0 | 0 |
| BTA 9,49% juin2034 | TNBF55VWBO32 | B0634 | 21 | | | | 100,000 | 0,00 % | NC | | | | 100,000 | 0 | 0 | 0 |
| BTA 9,37% juin2029 | TNNC6SZ1UFM6 | B0629 | 21 | | | | 100,000 | 0,00 % | NC | | | | 100,000 | 0 | 0 | 0 |
| ENAT2021 8,70%A PP | TN0008000820 | NA26 | 21 | | | | 97,500 | 0,00 % | NC | | | | 99,130 | 7 | 7 137 | 75 711 |
| E NAT 2021 8,80% B | TN0008000838 | NB26 | 21 | | | | 100,000 | 0,00 % | NC | | | | 100,000 | 8 | 195 500 | 20 973 322 |
| E NAT 2021 8,90% C | TN0008000846 | NC28 | 21 | | | | 93,000 | 0,00 % | NC | | | | 93,000 | 0 | 0 | 0 |
| ENAT22021 8,70%APP | TN0008000887 | NA226 | 21 | | | | 97,000 | 0,00 % | NC | | | | 95,000 | 1 | 7 | 70 |
| ENAT2 2021 8,80% B | TN0008000895 | NB226 | 21 | | | | 100,000 | 0,00 % | NC | | | | 100,000 | 2 | 50 000 | 5 253 151 |
| ENAT2 2021 8,90% C | TN0008000903 | NC228 | 21 | | | | 95,000 | 0,00 % | NC | | | | 96,000 | 3 | 11 | 11 149 |
| ENAT2 HASSAN21 APP | TN0008000853 | NH226 | 21 | | | | 100,000 | 0,00 % | NC | | | | 100,000 | 0 | 0 | 0 |
| ENAT32021 8,70%APP | TNZBXQU5RZ91 | NA3F6 | 21 | | | | 96,500 | 0,00 % | NC | | | | 99,990 | 23 | 285 078 | 2 920 399 |
| ENT32021T+2,45%APP | TNSUXW7EBUQ0 | NA3V6 | 21 | | | | 95,000 | 0,00 % | NC | | | | 100,000 | 2 | 255 | 2 470 |
| ENAT3 2021 8,80% B | TNYZ06UGUZ33 | NB3F6 | 21 | | | | 93,000 | 0,00 % | NC | | | | 100,000 | 3 | 6 495 | 665 722 |
| ENAT32021 T+2,55%B | TN5QHXZ8T348 | NB3V6 | 21 | | | | 100,000 | 0,00 % | NC | | | | 100,000 | 1 | 50 000 | 5 082 214 |
| ENAT3 2021 8,90% C | TN3QL5M1QLW6 | NC3F8 | 21 | | | | 100,000 | 0,00 % | NC | | | | 100,000 | 0 | 0 | 0 |
| ENAT32021 T+2,65%C | TNJP2LP1CVE1 | NC3V8 | 21 | | | | 100,000 | 0,00 % | NC | | | | 100,000 | 0 | 0 | 0 |
| ENAT3 HASSAN21 APP | TNE5I87AYZT5 | NHA36 | 21 | | | | 100,000 | 0,00 % | NC | | | | 100,000 | 0 | 0 | 0 |
| ENAT3 HASSAN2021 B | TNVSDDL2VYJ5 | NHB36 | 21 | | | | 100,000 | 0,00 % | NC | | | | 100,000 | 0 | 0 | 0 |
| ENAT3 HASSAN2021 C | TNJQ3VIAM1R9 | NHC38 | 21 | | | | 100,000 | 0,00 % | NC | | | | 100,000 | 0 | 0 | 0 |
| ENAT1 2022 A 8,80% | TNPSLPEJVO7 | NAF27 | 21 | | | | 93,500 | 0,00 % | NC | | | | 93,500 | 31 | 335 537 | 3 627 871 |
| ENAT1 2022A T+2,4% | TNLEG08CKWX3 | NAV27 | 21 | | | | 92,500 | 0,00 % | NC | | | | 92,500 | 0 | 0 | 0 |
| ENAT1 2022 B 8,90% | TNHG2VXQ3BG0 | NBF29 | 21 | | | | 100,000 | 0,00 % | NC | | | | 100,000 | 5 | 82 462 | 6 809 602 |
| ENAT1 2022B T+2,5% | TNOOU20VQY55 | NBV29 | 21 | | | | 100,000 | 0,00 % | NC | | | | 100,000 | 0 | 0 | 0 |
| ENAT1 2022 C 9,10% | TN5XXZ454U2 | NCF32 | 21 | | | | 99,000 | 0,00 % | NC | | | | 94,000 | 3 | 7 559 | 809 249 |
| ENAT1 2022CT+2,65% | TNQHMI7RIBR5 | NCV32 | 21 | | | | 100,000 | 0,00 % | NC | | | | 100,000 | 0 | 0 | 0 |
| ENAT1 HASSAN2022 A | TNCDR74CL701 | NHA27 | 21 | | | | 100,000 | 0,00 % | NC | | | | 100,000 | 0 | 0 | 0 |
| ENAT1 HASSAN2022 B | TNBHB9XIP394 | NHB29 | 21 | | | | 100,000 | 0,00 % | NC | | | | 100,000 | 0 | 0 | 0 |
| ENAT1 HASSAN2022 C | TNW1CN5IM5T4 | NHC32 | 21 | | | | 100,000 | 0,00 % | NC | | | | 100,000 | 0 | 0 | 0 |
| ENAT22022 9,25%APP | TNJ1M12AWYGS | NA2F7 | 21 | | | | 100,000 | 0,00 % | NC | | | | 100,000 | 16 | 132 071 | 1 386 945 |
| ENT2 22 T+2,15%APP | TNQCK0BPZ5A4 | NA2V7 | 21 | | | | 100,000 | 0,00 % | NC | | | | 100,000 | 1 | 1 000 | 10 918 |
| ENAT2 2022 9,35% B | TNQVHB5WZ2K2 | NB2F9 | 21 | | | | 100,000 | 0,00 % | NC | | | | 100,000 | 1 | 250 | 26 588 |
| ENAT22022 T+2,2%B | TNFOWIRG8H7 | NB2V9 | 21 | | | | 100,000 | 0,00 % | NC | | | | 100,000 | 0 | 0 | 0 |
| ENAT2 2022 9,60% C | TNI9EO2MTU05 | NC2F2 | 21 | | | | 99,270 | 0,00 % | NC | | | | 99,270 | 0 | 0 | 0 |
| ENAT2 2022T+2,40%C | TN11TIB0EPV4 | NC2V2 | 21 | | | | 100,000 | 0,00 % | NC | | | | 100,000 | 0 | 0 | 0 |
| ENAT2 HASSAN22 APP | TNM46OWVRP06 | NH2A7 | 21 | | | | 65,000 | 0,00 % | NC | | | | 65,000 | 0 | 0 | 0 |
| ENAT2 HASSAN2022 B | TNU9AUB15T16 | NH2B9 | 21 | | | | 100,000 | 0,00 % | NC | | | | 100,000 | 0 | 0 | 0 |
| ENAT2 HASSAN2022 C | TN714WHHNWN4 | NH2C2 | 21 | | | | 100,000 | 0,00 % | NC | | | | 100,000 | 0 | 0 | 0 |
| ENAT32022 9,25%APP | TNXNSU5ILBI2 | NA3F7 | 21 | | | | 93,000 | 0,00 % | NC | | | | 93,500 | 1 | 500 | 4 987 |
| ENT3 22 T+2,15%APP | TNWL1ODSWXK1 | NA3V7 | 21 | | | | 99,000 | 0,00 % | NC | | | | 99,000 | 0 | 0 | 0 |
| ENAT3 2022 9,35% B | TNRGVSC8DE36 | NB3F9 | 21 | | | | 100,170 | 0,00 % | NC | | | | 100,000 | 2 | 80 000 | 8 577 162 |
| ENAT32022 T+2,2%B | TNOJN6PVVH38 | NB3V9 | 21 | | | | 100,000 | 0,00 % | NC | | | | 100,000 | 0 | 0 | 0 |
| ENAT3 2022 9,60% C | TN4A4WPDZOC1 | NC3F2 | 21 | | | | 100,000 | 0,00 % | NC | | | | 100,150 | 1 | 80 | 8 372 |
| ENAT3 2022T+2,40%C | TNIZ090ISG66 | NC3V2 | 21 | | | | 100,000 | 0,00 % | NC | | | | 100,000 | 0 | 0 | 0 |
| ENAT42022 9,35%APP | TNOAYHSVTHY1 | NA4F7 | 21 | | | | 95,000 | 0,00 % | NC | | | | 93,000 | 16 | 14 903 | 150 053 |
| ENT4 2022 T+2% APP | TN2MVOGUKOA5 | NA4V7 | 21 | | | | 94,000 | 0,00 % | NC | | | | 94,000 | 0 | 0 | 0 |
| ENAT4 2022 9,4% B | TNWRCVSYL730 | NB4F9 | 21 | | | | 94,000 | 0,00 % | NC | | | | 94,000 | 0 | 0 | 0 |
| ENAT42022T+2,05% B | TN7PM93UZP50 | NB4V9 | 21 | | | | 100,000 | 0,00 % | NC | | | | 100,000 | 2 | 132 000 | 13 720 512 |
| ENAT4 2022 9,60% C | TNEFCT8MXYZ3 | NC4F2 | 21 | | | | 100,000 | 0,00 % | NC | | | | 100,000 | 0 | 0 | 0 |
| ENAT4 2022T+2,25%C | TNVFSFLG1FH4 | NC4V2 | 21 | | | | 100,000 | 0,00 % | NC | | | | 100,000 | 0 | 0 | 0 |
| ENAT4HASSAN2022APP | TNA3G5IE2961 | NH4A7 | 21 | | | | 100,000 | 0,00 % | NC | | | | 100,000 | 0 | 0 | 0 |
| ENAT4 HASSAN2022 C | TNQR5G236GA1 | NH4C2 | 21 | | | | 100,000 | 0,00 % | NC | | | | 100,000 | 0 | 0 | 0 |
| ENAT12023 9,75%APP | TN6DQ00JBLT7 | NAF28 | 21 | | | | 94,500 | 0,00 % | NC | | | | 92,030 | 10 | 92 822 | 950 433 |
| ENT12023T+1,7% APP | TNBYTZTD1920 | NAV28 | 21 | | | | 91,000 | 0,00 % | NC | | | | 96,000 | 1 | 110 | 1 096 |
| ENAT1 2023 9,8% B | TNCGJF5TW027 | NBF30 | 21 | | | | 93,500 | 0,00 % | NC | | | | 93,500 | 0 | 0 | 0 |
| ENAT12023T+1,75% B | TN3C6DVVEM76 | NBV30 | 21 | | | | 100,000 | 0,00 % | NC | | | | 100,000 | 0 | 0 | 0 |
| ENAT1 2023 9,95% C | TNNTKTE05CIW5 | NCF33 | 21 | | | | 99,000 | 0,00 % | NC | | | | 99,000 | 0 | 0 | 0 |
| ENAT1 2023T+1,95%C | TNHZAONAPWF9 | NCV33 | 21 | | | | 100,620 | 0,00 % | NC | | | | 100,620 | 0 | 0 | 0 |
| ENAT1HASSAN2023APP | TNJ775UL9423 | NHA28 | 21 | | | | 100,000 | 0,00 % | NC | | | | 100,000 | 0 | 0 | 0 |
| ENAT1 HASSAN2023 B | TN36Q8OXFK87 | NHB30 | 21 | | | | 100,000 | 0,00 % | NC | | | | 100,000 | 0 | 0 | 0 |
| ENAT22 | | | | | | | | | | | | | | | | |

| Séance du jour | | | | | | | | | | | | | | Année 2025 | | | |
|---------------------|------------------------------|---------------|-------|--------|----------|----------|-----------------|--------------|--------------|------------|------------------|-----------|-----------|----------------|----------|----------|-----------------|
| Valeur | Emetteur | Code ISIN | MNEMO | Groupe | Echanges | Quantité | Capitaux en TND | Clôture en % | Var. du Jour | Indicateur | VWAP Veille en % | VWAP en % | Var. VWAP | Ouverture en % | Echanges | Quantité | Capitaux en TND |
| BTE0930 5.85%AP20 | BTE | TN0001300607 | BE10B | 21 | | | | 100,000 | 0,00 % | NC | | | | 100,000 | 0 | 0 | 0 |
| BTE0232 6.25%P20 | BTE | TN0001300623 | BE11F | 21 | | | | 100,000 | 0,00 % | NC | | | | 100,000 | 0 | 0 | 0 |
| BTEB0127 11.5%P7-2 | BTE | TN0001300680 | BE9BF | 21 | | | | 100,000 | 0,00 % | NC | | | | 100,000 | 0 | 0 | 0 |
| BTEB0127T+3.25P7-2 | BTE | TN0001300698 | BE9BV | 21 | | | | 100,000 | 0,00 % | NC | | | | 100,000 | 0 | 0 | 0 |
| BSA0627 8.75% P5PP | BIAT | TN059Z110G78 | B22AF | 21 | | | | 100,000 | 0,00 % | NC | | | | 100,000 | 0 | 0 | 0 |
| BSA0627T+2.55%P5PP | BIAT | TN2XZZTDCR70 | B22AV | 21 | | | | 100,000 | 0,00 % | NC | | | | 100,000 | 0 | 0 | 0 |
| BSB0627 8.75% P5 | BIAT | TNBLRFH96SL4 | B22BF | 21 | | | | 100,130 | 0,00 % | NC | | | | 100,130 | 0 | 0 | 0 |
| BSB0627T+2.55% P5 | BIAT | TNUALDKV3BS3 | B22BV | 21 | | | | 100,000 | 0,00 % | NC | | | | 100,000 | 0 | 0 | 0 |
| BSC0627 9.15% IF5 | BIAT | TNODT45XV9P9 | B22CF | 21 | | | | 98,440 | 0,00 % | NC | | | | 98,440 | 0 | 0 | 0 |
| BSC0627T+2.95% IF5 | BIAT | TN9MG9S138K0 | B22CV | 21 | | | | 102,440 | 0,00 % | NC | | | | 99,970 | 6 | 537 | 59 475 |
| BSD0629 9.20% P7-2 | BIAT | TN8J8QFA4123 | B22DF | 21 | | | | 100,000 | 0,00 % | NC | | | | 100,000 | 0 | 0 | 0 |
| BSD0629 T+3% P7-2 | BIAT | TNGOJL11N67 | B22DV | 21 | | | | 100,000 | 0,00 % | NC | | | | 100,000 | 0 | 0 | 0 |
| BSE0629 9.45% IF7 | BIAT | TNPZ2BZUFO23 | B22EF | 21 | | | | 100,000 | 0,00 % | NC | | | | 100,000 | 0 | 0 | 0 |
| BSE0629T+3.25% IF7 | BIAT | TN4IAOG12753 | B22EV | 21 | | | | 100,000 | 0,00 % | NC | | | | 100,000 | 0 | 0 | 0 |
| BSF0632 9.60%P10-5 | BIAT | TNGQ611JKPR4 | B22FF | 21 | | | | 100,000 | 0,00 % | NC | | | | 100,000 | 0 | 0 | 0 |
| BSF0632T+3.35P10-5 | BIAT | TNDIUT047VF9 | B22FV | 21 | | | | 100,180 | 0,00 % | NC | | | | 100,180 | 0 | 0 | 0 |
| BSG0632 9.70% IF10 | BIAT | TNFSFT39R800 | B22GF | 21 | | | | 100,760 | 0,00 % | NC | | | | 100,760 | 0 | 0 | 0 |
| BSG0632T+3.45%IF10 | BIAT | TNHD4NKEWF69 | B22GV | 21 | | | | 100,000 | 0,00 % | NC | | | | 100,000 | 0 | 0 | 0 |
| BH SCO326 10.3P7-2 | BH BANK | TN0001901115 | B59CF | 21 | | | | 100,000 | 0,00 % | NC | | | | 100,000 | 0 | 0 | 0 |
| BH SCO326T+2.6P7-2 | BH BANK | TN0001901123 | B59CV | 21 | | | | 100,000 | 0,00 % | NC | | | | 100,000 | 0 | 0 | 0 |
| BHSA1026T+2.55P5-1 | BH BANK | TNSH8NXC1WC4 | BS21A | 21 | | | | 100,860 | 0,00 % | NC | | | | 101,490 | 2 | 70 | 3 716 |
| BHSB1026T+2.7%INF5 | BH BANK | TNIHW049ARG5 | BS21B | 21 | | | | 100,000 | 0,00 % | NC | | | | 100,000 | 0 | 0 | 0 |
| BH SC1028 9.1%P7-2 | BH BANK | TN0PIDORGA66 | BS21C | 21 | | | | 100,000 | 0,00 % | NC | | | | 99,240 | 2 | 2 246 | 187 021 |
| BHSD1028T+2.9%P7-2 | BH BANK | TNA4HARL4UU5 | BS21D | 21 | | | | 100,000 | 0,00 % | NC | | | | 100,000 | 0 | 0 | 0 |
| STB0528T+1.75%AP20 | STB | TN0002601003 | STB8C | 21 | | | | 100,000 | 0,00 % | NC | | | | 100,000 | 0 | 0 | 0 |
| STB0533 T+2.0%AP25 | STB | TN0002601011 | STB8D | 21 | | | | 100,000 | 0,00 % | NC | | | | 100,000 | 0 | 0 | 0 |
| STB SC1126 11%P7-2 | STB | TN0002601169 | S91CF | 21 | | | | 100,150 | 0,00 % | NC | | | | 100,150 | 0 | 0 | 0 |
| STBSC1126T+2.8P7-2 | STB | TN0002601177 | S91CV | 21 | | | | 100,000 | 0,00 % | NC | | | | 100,000 | 0 | 0 | 0 |
| STBSD1126 11,5%IF7 | STB | TN0002601185 | SB91D | 21 | | | | 100,000 | 0,00 % | NC | | | | 100,000 | 0 | 0 | 0 |
| STB SC0427 11%P7-2 | STB | TN0002601219 | S20CF | 21 | | | | 100,150 | 0,00 % | NC | | | | 100,150 | 0 | 0 | 0 |
| STBSA0127 8.7% AP5 | STB | TNWQSQM265V8 | S21AF | 21 | | | | 99,520 | 0,00 % | NC | | | | 99,520 | 0 | 0 | 0 |
| STBSA0127T+2.3%AP5 | STB | TN8X3GZLYOR8 | S21AV | 21 | | | | 98,820 | 0,00 % | NC | | | | 99,300 | 2 | 140 | 5 722 |
| STBSB0127 8.95%IF5 | STB | TNTGLIP3KDL6 | S21BF | 21 | | | | 100,000 | 0,00 % | NC | | | | 100,000 | 0 | 0 | 0 |
| STBSB0127T+2.55IF5 | STB | TN4UMPL967X2 | S21BV | 21 | | | | 100,000 | 0,00 % | NC | | | | 100,000 | 0 | 0 | 0 |
| STBSC0127 9.1% AP5 | STB | TNXFR5BNBPM9 | S21CF | 21 | | | | 100,000 | 0,00 % | NC | | | | 100,000 | 0 | 0 | 0 |
| STBSC0127T+2.7%AP5 | STB | TN2MYCP047G7 | S21CV | 21 | | | | 100,000 | 0,00 % | NC | | | | 100,000 | 0 | 0 | 0 |
| STBSD0127 9.35%IF5 | STB | TNL6Z2LXMEP5 | S21DF | 21 | | | | 100,000 | 0,00 % | NC | | | | 100,000 | 1 | 2 200 | 224 227 |
| STBSE0127 8.7% AP5 | STB | TNOR77XCOAH0 | S21EF | 21 | | | | 100,000 | 0,00 % | NC | | | | 100,000 | 0 | 0 | 0 |
| BNASB0825 8.5%P7-2 | BNA | TN0003100773 | BNSBF | 21 | | | | 100,000 | 0,00 % | NC | | | | 100,000 | 0 | 0 | 0 |
| BNASB825T+2.25P7-2 | BNA | TN0003100781 | BNSBV | 21 | | | | 100,000 | 0,00 % | NC | | | | 100,000 | 0 | 0 | 0 |
| AB0528 7.0%AP20 | AB | TN0003400300 | ABS8B | 21 | | | | 100,000 | 0,00 % | NC | | | | 100,000 | 0 | 0 | 0 |
| AB0825 T+0.85%AP15 | AB | TN0003400405 | AB825 | 21 | | | | 100,000 | 0,00 % | NC | | | | 100,000 | 0 | 0 | 0 |
| AB SA0226 9% AP5PP | AB | TN0003400652 | ABS3A | 21 | | | | 98,500 | 0,00 % | NC | | | | 98,500 | 0 | 0 | 0 |
| AB SB0226 9.2% AP5 | AB | TN0003400660 | ABS3B | 21 | | | | 99,990 | 0,00 % | NC | | | | 99,200 | 4 | 96 200 | 1 964 667 |
| ABSC0228 9.4%AP7-2 | AB | TN0003400678 | ABS3C | 21 | | | | 100,000 | 0,00 % | NC | | | | 100,000 | 0 | 0 | 0 |
| AB SA0428T+2.7P7-2 | AB | TN0003400686 | ABS1A | 21 | | | | 100,000 | 0,00 % | NC | | | | 100,000 | 0 | 0 | 0 |
| AB SB0431T+2.8AP10 | AB | TN0003400694 | ABS1B | 21 | | | | 100,000 | 0,00 % | NC | | | | 100,000 | 0 | 0 | 0 |
| ABSA1028 10.05%AP5 | AB | TNDE9EH75A12 | AB3AF | 21 | | | | 100,000 | 0,00 % | NC | | | | 100,000 | 2 | 11 500 | 945 221 |
| ABSA1028T+2.15%AP5 | AB | TNL8PGUB9C93 | AB3AV | 21 | | | | 100,000 | 0,00 % | NC | | | | 100,000 | 0 | 0 | 0 |
| ABSC1030 10.2%P7-2 | AB | TN5PTKYMCD13 | AB3CF | 21 | | | | 100,000 | 0,00 % | NC | | | | 100,000 | 0 | 0 | 0 |
| ABSC1030T+2.3%P7-2 | AB | TNTMJ1DJ4SH4 | AB3CV | 21 | | | | 100,000 | 0,00 % | NC | | | | 100,000 | 0 | 0 | 0 |
| ABSD1030 10.3% IF7 | AB | TN0GGAFA4RX47 | AB3DF | 21 | | | | 100,000 | 0,00 % | NC | | | | 100,000 | 0 | 0 | 0 |
| ABSD1030 T+2.4%IF7 | AB | TNR3ZRJWC984 | AB3DV | 21 | | | | 100,000 | 0,00 % | NC | | | | 100,000 | 0 | 0 | 0 |
| ATB0527T+1.75%AP20 | ATB | TN0003600491 | ATB7C | 21 | | | | 100,000 | 0,00 % | NC | | | | 100,000 | 0 | 0 | 0 |
| ATB0532T+2.0%AP25 | ATB | TN0003600509 | ATB7D | 21 | | | | 100,000 | 0,00 % | NC | | | | 100,000 | 0 | 0 | 0 |
| ATB0529 5.9%P20-5 | ATB | TN0003600582 | ATB82 | 21 | | | | 100,000 | 0,00 % | NC | | | | 100,000 | 0 | 0 | 0 |
| ATBSB0328T+2.1AP10 | ATB | TN0003600657 | ATBSB | 21 | | | | 100,000 | 0,00 % | NC | | | | 100,000 | 0 | 0 | 0 |
| UIB0729 5.85%AP20 | UIB | TN0003900248 | UB91C | 21 | | | | 95,000 | 0,00 % | NC | | | | 100,000 | 2 | 319 | 7 922 |
| UIB0831 6.3%P20 | UIB | TN0003900263 | U111B | 21 | | | | 91,570 | 0,00 % | NC | | | | 90,330 | 7 | 2 457 | 81 753 |
| UIB0133 6.70% AP20 | UIB | TN0003900305 | UB21C | 21 | | | | 100,000 | 0,00 % | NC | | | | 100,000 | 0 | 0 | 0 |
| BTQ0230 5.85%P20 | BTQ | TN0004620142 | BTQ9D | 21 | | | | 100,000 | 0,00 % | NC | | | | 100,000 | 0 | 0 | 0 |
| BTQ0130 T+2.5% AP5 | BTQ | TN3Z8RRR997 | BTK2A | 21 | | | | 100,000 | 0,00 % | NC | | | | 100,000 | 1 | 8 000 | 835 329 |
| WIBIC0626 10.75%P7 | WIFACK INTERNATIONAL BANK | TN0007200199 | WB19C | 21 | | | | 98,000 | 0,00 % | NC | | | | 98,000 | 0 | 0 | 0 |
| WIB ID 0626 11%P7 | WIFACK INTERNATIONAL BANK | TN0007200207 | WB19D | 21 | | | | 95,000 | 0,00 % | NC | | | | 95,000 | 0 | 0 | 0 |
| WIB A 0128 9.25%AP5 | WIFACK INTERNATIONAL BANK | TNR4CLXNS261 | WB22A | 21 | | | | 100,000 | 0,00 % | NC | | | | 100,000 | 0 | 0 | 0 |
| WIBB0130 9.75%P7-2 | WIFACK INTERNATIONAL BANK | TNGK3B3UUB12 | WB22B | 21 | | | | 100,000 | 0,00 % | NC | | | | 100,000 | 0 | 0 | 0 |
| WC0133 10.25%P10-2 | WIFACK INTERNATIONAL BANK | TNMC9HTIB5A4 | WB22C | 21 | | | | 100,000 | 0,00 % | NC | | | | 100,000 | 0 | 0 | 0 |
| ABCBO627 11,5%P7-2 | ABC TUNISIE | TN0007780075 | AC20B | 21 | | | | 100,000 | 0,00 % | NC | | | | 104,900 | 1 | 920 | 61 218 |
| TLFSB 0126 11%P7-2 | TUNISIE LEASING ET FACTORING | TN0002102085 | T85BF | 21 | | | | 100,600 | 0,00 % | NC | | | | 100,600 | 0 | 0 | 0 |
| TLFSB 0126T+3%P7-2 | TUNISIE LEASING ET FACTORING | TN0002102093 | T85BV | 21 | | | | 100,000 | 0,00 % | NC | | | | 100,000 | 0 | 0 | 0 |
| TL B0626 11.7%P7-2 | TUNISIE LEASING ET FACTORING | TN0002102127 | T91BF | 21 | | | | 102,630 | 0,00 % | NC | | | | 102,630 | 0 | 0 | 0 |
| TLS 50126 10,25%P5 | TUNISIE LEASING ET FACTORING | TN0002102143 | T20SF | 21 | | | | 100,000 | 0,00 % | NC | | | | 100,000 | 0 | 0 | 0 |
| TLFA0426 9.70%AP5 | TUNISIE LEASING ET FACTORING | TN0002102150 | T211A | 21 | | | | 99,510 | 0,00 % | NC | | | | 100,000 | 1 | 100 | 2 031 |
| TLF SA1026 9.8%AP5 | TUNISIE LEASING ET FACTORING | TNZ5BU7F6WY7 | T215A | 21 | | | | 100,880 | 0,00 % | NC | | | | 100,000 | 1 | 500 | 20 831 |
| TLF 0427 9.6% AP5 | TUNISIE LEASING ET FACTORING | TNJV16N2AEP6 | TL22F | 21 | | | | 100,440 | 0,00 % | NC | | | | 100,440 | 0 | 0 | 0 |
| TLF0427 T+2.75%AP5 | TUNISIE LEASING ET FACTORING | TNKU48FZVRH1 | TL22V | 21 | | | | 100,000 | 0,00 % | NC | | | | 100,000 | 0 | 0 | 0 |
| TLF 1027 10% AP5 | TUNISIE LEASING ET FACTORING | TNKXV8MEDJE3 | T222F | 21 | | | | 100,000 | 0,00 % | NC | | | | 100,000 | 0 | 0 | 0 |
| TLF1027 T+2.75%AP5 | TUNISIE LEASING ET FACTORING | TNR0099VZUY8 | T222V | 21 | | | | 100,000 | 0,00 % | NC | | | | 100,000 | 0 | 0 | 0 |
| TLF0428 10,55% AP5 | TUNISIE LEASING ET FACTORING | TN99P7ZUERY9 | TL231 | 21 | | | | 100,000 | 0,00 % | NC | | | | 100,000 | 0 | 0 | 0 |
| TLF0129 10,70% AP5 | TUNISIE LEASING ET FACTORING | TNMCJHUZPRD0 | TL23F | 21 | | | | 99,130 | 0,00 % | NC | | | | 100,500 | 6 | 1 572 | 131 299 |
| TLF0129T+2.5%AP5 | TUNISIE LEASING ET FACTORING | TNQYE48RCJT2 | TL23V | 21 | | | | 100,000 | 0,00 % | NC | | | | 100,000 | 0 | 0 | 0 |
| TLF0529 10,60% AP5 | TUNISIE LEASING ET FACTORING | TN45CYEXIYV5 | TL24F | 21 | | | | 100,000 | 0,00 % | NC | | | | 100,000 | 1 | 20 000 | 2 164 373 |
| TLF 0529T+2.5% AP5 | | | | | | | | | | | | | | | | | |

45 226 525

Capitaux traités sur l'année en TND

Cotation électronique

| Echanges | Quantité | Capitaux en TND |
|----------|-----------|-----------------|
| 2 566 | 1 931 684 | 5 224 369 |

Répartition par catégorie de donneurs d'ordres

| Achat | Echanges | Quantité | Capitaux en TND | Capitaux en % |
|---------------|--------------|------------------|------------------|----------------|
| T. Libre | 2 459 | 1 845 629 | 4 998 214 | 95,67% |
| T. Géré | 106 | 85 055 | 223 995 | 4,29% |
| Etranger Géré | 1 | 1 000 | 2 160 | 0,04% |
| Total | 2 566 | 1 931 684 | 5 224 369 | 100,00% |

| Vente | Echanges | Quantité | Capitaux en TND | Capitaux en % |
|---------------|--------------|------------------|------------------|----------------|
| T. Libre | 2 111 | 1 619 271 | 4 366 169 | 83,57% |
| T. Géré | 409 | 275 913 | 746 288 | 14,28% |
| Etranger Géré | 25 | 21 500 | 64 713 | 1,24% |
| Propre | 21 | 15 000 | 47 200 | 0,90% |
| Total | 2 566 | 1 931 684 | 5 224 369 | 100,00% |

Cotation sur Panneaux : Les enchères

| Echanges | Quantité | Capitaux en TND |
|----------|-----------|-----------------|
| 162 | 2 111 098 | 40 002 155 |

Répartition par catégorie de donneurs d'ordres

| Achat | Echanges | Quantité | Capitaux en TND | Capitaux en % |
|--------------|------------|------------------|-------------------|----------------|
| T.Libre | 140 | 1 962 375 | 39 026 420 | 97,56% |
| T.Géré | 22 | 148 723 | 975 736 | 2,44% |
| Total | 162 | 2 111 098 | 40 002 155 | 100,00% |

| Vente | Echanges | Quantité | Capitaux en TND | Capitaux en % |
|--------------|------------|------------------|-------------------|----------------|
| T.Géré | 24 | 411 748 | 22 126 299 | 55,31% |
| T.Libre | 138 | 1 699 350 | 17 875 856 | 44,69% |
| Total | 162 | 2 111 098 | 40 002 155 | 100,00% |

Le Marché Hors Cote : Activité par valeur sur le système de cotation électronique

| Séance du jour | | | | | | | | | | | | Année 2025 | | | | | |
|-------------------|--------------|-------|--------|----------|--------------|-----------------|---------|--------------|------------|-------------|-------|------------|-----------|------------------|--------------|------------------|------------------|
| Valeur | Code ISIN | MNEMO | Groupe | Echanges | Quantité | Capitaux en TND | Clôture | Var. du Jour | Indicateur | VWAP Veille | VWAP | Var. VWAP | Ouverture | Rendement annuel | Echanges | Quantité | Capitaux en TND |
| SITEX | TN0004300307 | SITEX | 13 | | | | 2,890 | 0,00 % | NC | | | | 3,350 | -13,73 % | 11 | 1 178 | 4 174 |
| STE TUN. DU SUCRE | TN0006170013 | STS | 13 | | | | 9,270 | 3,00 % | H | 9,000 | | | 11,620 | -20,22 % | 26 | 1 518 | 15 090 |
| BNA ASSURANCES | TN0007680010 | AMI | 13 | 9 | 3 563 | 11 010 | 3,090 | 1,98 % | | 3,030 | 3,090 | 1,98 % | 2,450 | 26,12 % | 2 518 | 1 928 680 | 5 205 055 |
| Total | | | | 9 | 3 563 | 11 010 | | | | | | | | | 2 555 | 1 931 376 | 5 224 320 |

Lignes secondaires

| Séance du jour | | | | | | | | | | Année 2025 | | | |
|-----------------------|--------------|-------|--------|----------|----------|-----------------|---------------|------------|----|------------|-----------|-----------------|-----------|
| Emetteur / Valeur | Code ISIN | MNEMO | Groupe | Echanges | Quantité | Capitaux en TND | Dernier cours | Indicateur | | Echanges | Quantité | Capitaux en TND | |
| BNA ASSURANCES | | | | | | | | | | | | | |
| AMI DA 1/4 110817 | TN0007680044 | AMI17 | 33 | | | | | | NC | | 0 | 0 | |
| AMI DA27/35 241120 | TN0007680051 | AMI20 | 33 | | | | | | NC | | 11 | 308 | 49 |
| Total | | | | 0 | 0 | 0 | | | | | 11 | 308 | 49 |