

Sommaire

Page

-Indicateurs de la séance & Activité des marchés

2

-Palmarès de la Séance

3

-Activité des marchés sur l'année

4

-Le Marché Principal

5

· Activité sur l'année par compartiment et par groupe de cotation

5

· Activité détaillée par valeur

6

· Répartition du volume des transactions sur l'année par catégorie de donneurs d'ordres

8

-Le Marché Obligataire

10

-Le Marché Hors-cote

13

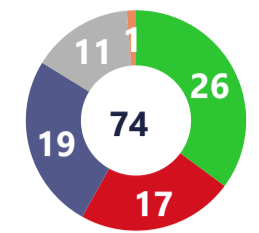
| Capitaux traités en TND | | |
|--------------------------|--------------------------|-----------|
| Séance du jour | Cumul annuel 2025 | |
| 292 007 899 | 2 699 326 377 | 63,34 % |
| Total | Total | |
| 3 560 015 | 1 031 352 110 | 42,19 % |
| Cote : Titres de Capital | Cote : Titres de Capital | |
| 0 | 264 546 010 | 306,37 % |
| Cote : Titres de créance | Cote : Titres de créance | |
| 56 001 | 45 051 109 | 430,95 % |
| Hors Cote | Hors Cote | |
| 288 391 883 | 1 355 599 565 | 58,80 % |
| Enregistrements | Enregistrements | |
| 0 | 2 777 583 | 1573,65K% |
| Déclarations | Déclarations | |

| Quantités traitées | | |
|-------------------------|-------------------------|------------|
| Séance du jour | Cumul annuel 2025 | |
| 11 514 514 | 170 515 770 | 29,98 % |
| Total | Total | |
| 375 044 | 112 692 535 | 34,28 % |
| Cote: Titres de capital | Cote: Titres de capital | |
| 0 | 3 183 341 | 191,90 % |
| Cote: Titres de Créance | Cote: Titres de créance | |
| 16 970 | 3 986 324 | 172,97 % |
| Hors Cote | Hors cote | |
| 11 122 500 | 50 652 663 | 13,29 % |
| Enregistrements | Enregistrements | |
| 0 | 907 | 12857,14 % |
| Déclarations | Déclarations | |

| Nombre de Transactions | | |
|--------------------------|--------------------------|----------|
| Séance du jour | Cumul annuel 2025 | |
| 1 370 | 257 839 | 41,57 % |
| Total | Total | |
| 1 325 | 254 118 | 42,04 % |
| Cote: Titres de capital | Cote: Titres de capital | |
| 0 | 378 | -70,54 % |
| Cote : Titres de créance | Cote : Titres de créance | |
| 42 | 2 592 | 124,61 % |
| Hors cote | Hors cote | |
| 3 | 748 | -4,59 % |
| Enregistrements | Enregistrements | |
| 0 | 3 | 50,00 % |
| Déclarations | Déclarations | |

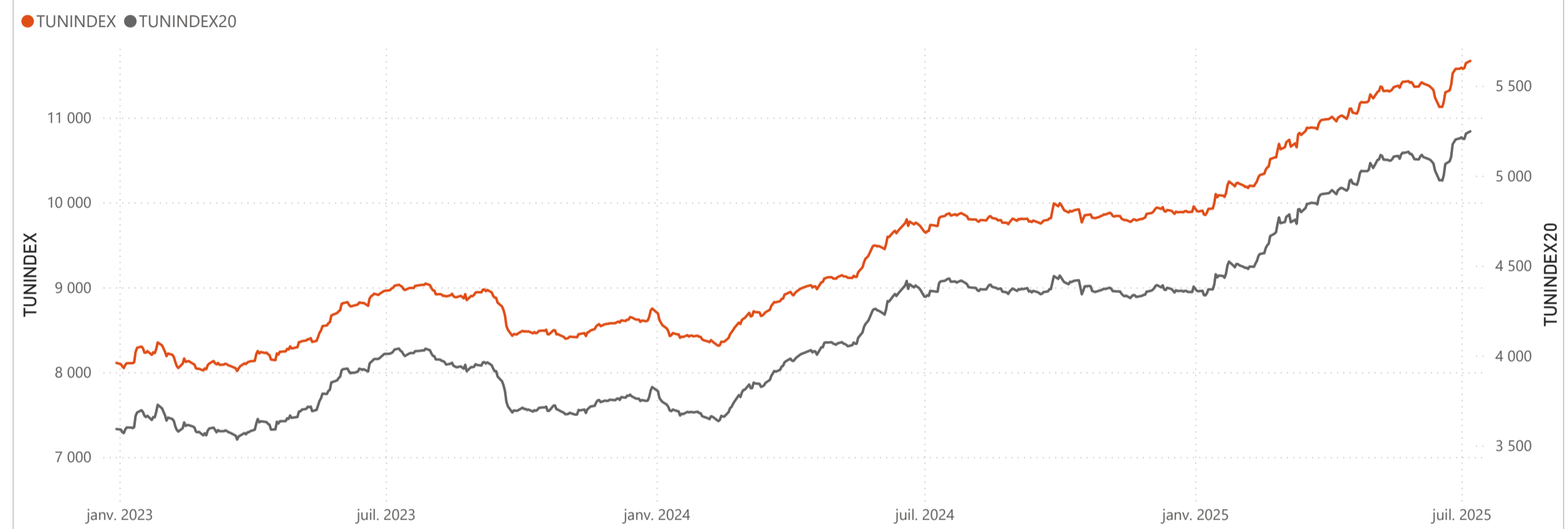
| Cap. Boursière en MD | |
|----------------------|---------------|
| 30 153 | |
| 0,27 % | 13,93 % |
| Var. Jour | Var. annuelle |

| Marchés | Echanges Bloc | Quantité Bloc | Capitaux Bloc | Echanges | Quantité | Capitaux en TND |
|------------------|---------------|---------------|---------------|----------|----------|-----------------|
| Marché Principal | 0 | 0 | 0 | 1 325 | 375 044 | 3 560 015 |

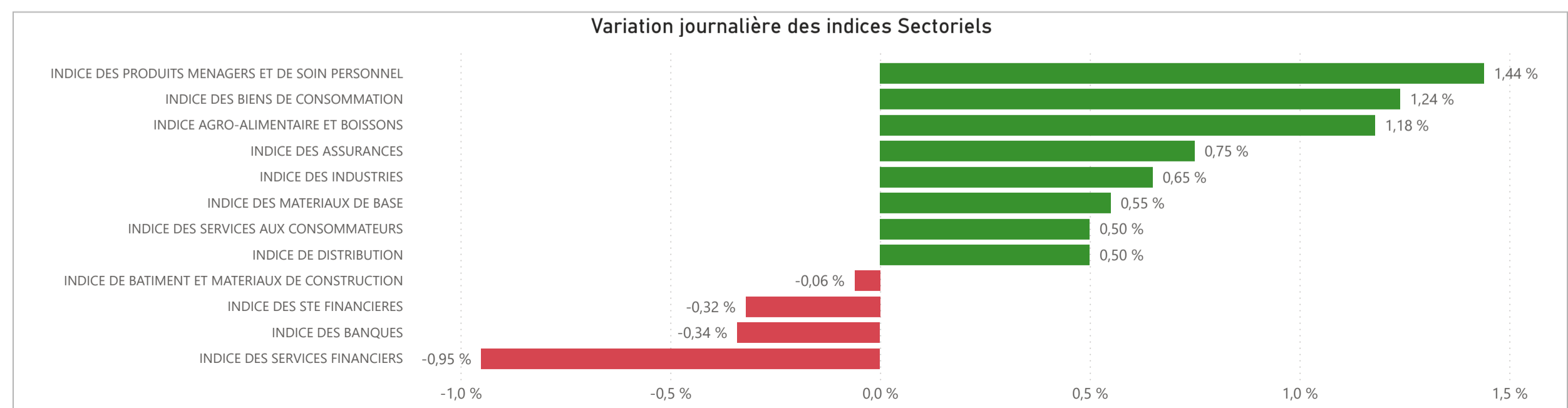


● Hausse ● Baisse ● Inchangé ● NC ● Suspendu

| TUNINDEX | 0,22 % | 17,23 % | Plus haut de l'année | Plus bas de l'année | TUNINDEX20 | 0,25 % | 19,68 % | Plus haut de l'année | Plus bas de l'année |
|-----------|--------------|------------|----------------------|---------------------|------------|--------------|------------|----------------------|---------------------|
| 11 668,65 | Var. du Jour | Var. année | 11 668,65 | 9 852,65 | 5 246,70 | Var. du Jour | Var. année | 5 246,70 | 4 334,94 |
| | | | 07/07/2025 | 08/01/2025 | | | | 07/07/2025 | 08/01/2025 |



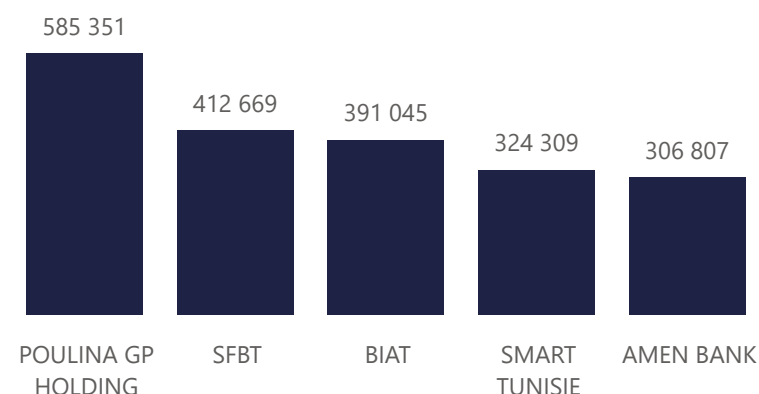
| INDICES SECTORIELS | Indice du Jour | Indice Veille | Var. du Jour | Var. sur l'année | Poids dans TUNINDEX | Plus haut de l'année | Plus bas de l'année |
|---|----------------|---------------|--------------|------------------|---------------------|----------------------|---------------------|
| INDICE DES STE FINANCIERES | 8 592,97 | 8 620,18 | -0,32 % | 14,98 % | 57,86 % | 04/07/2025 | 8 620,18 |
| INDICE DES BANQUES | 7 928,14 | 7 954,98 | -0,34 % | 14,41 % | 51,15 % | 07/05/2025 | 7 996,84 |
| INDICE DES ASSURANCES | 16 700,13 | 16 576,05 | 0,75 % | 9,78 % | 3,19 % | 07/07/2025 | 16 700,13 |
| INDICE DES SERVICES FINANCIERS | 16 204,42 | 16 359,81 | -0,95 % | 29,56 % | 3,52 % | 27/06/2025 | 16 486,98 |
| INDICE DES SERVICES AUX CONSOMMATEURS | 3 890,45 | 3 871,20 | 0,50 % | 24,37 % | 3,38 % | 07/07/2025 | 3 890,45 |
| INDICE DE DISTRIBUTION | 6 129,39 | 6 099,05 | 0,50 % | 24,37 % | 3,38 % | 07/07/2025 | 6 129,39 |
| INDICE DES BIENS DE CONSOMMATION | 10 581,78 | 10 451,75 | 1,24 % | 30,85 % | 23,95 % | 07/07/2025 | 10 581,78 |
| INDICE AGRO-ALIMENTAIRE ET BOISSONS | 13 085,14 | 12 932,05 | 1,18 % | 32,68 % | 18,34 % | 07/07/2025 | 13 085,14 |
| INDICE DES PRODUITS MENAGERS ET DE SOIN PERSONNEL | 3 323,22 | 3 275,99 | 1,44 % | 25,20 % | 5,61 % | 07/07/2025 | 3 323,22 |
| INDICE DES INDUSTRIES | 1 829,78 | 1 817,89 | 0,65 % | -0,41 % | 9,92 % | 14/02/2025 | 1 868,46 |
| INDICE DE BATIMENT ET MATERIAUX DE CONSTRUCTION | 767,11 | 767,59 | -0,06 % | -5,34 % | 3,83 % | 14/01/2025 | 838,63 |
| INDICE DES MATERIAUX DE BASE | 6 500,76 | 6 465,13 | 0,55 % | 27,31 % | 2,78 % | 07/07/2025 | 6 500,76 |



Valeurs les plus actives

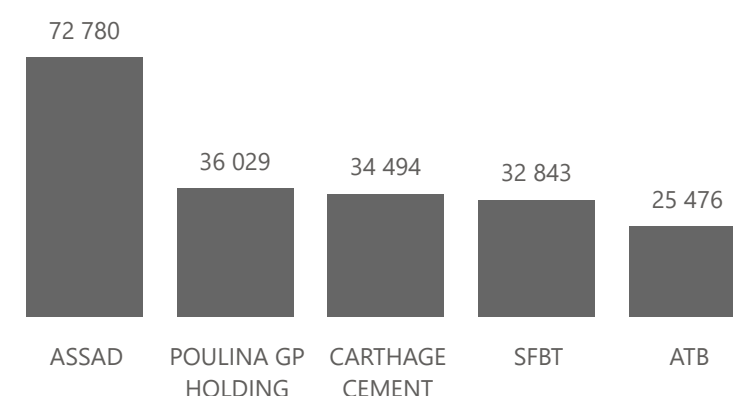
| Valeur | Compartiment | Groupe | Capitaux en TND |
|--------------------|--------------|--------|-----------------|
| POULINA GP HOLDING | A | 11 | 585 351 |
| SFBT | A | 11 | 412 669 |
| BIAT | A | 11 | 391 045 |
| SMART TUNISIE | B | 11 | 324 309 |
| AMEN BANK | A | 11 | 306 807 |

Capitaux en TND



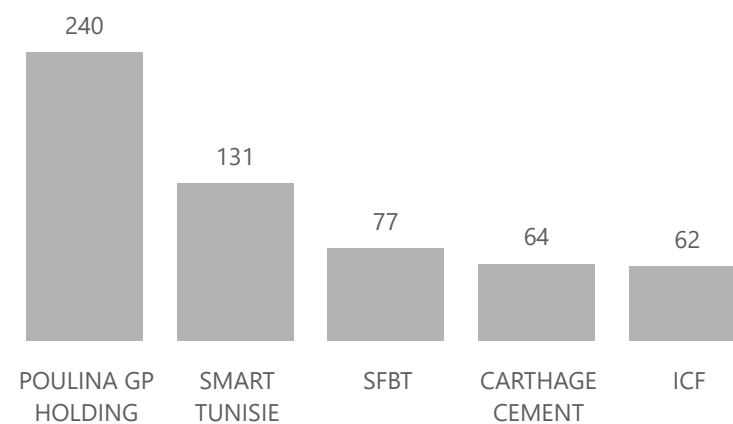
| Valeur | Compartiment | Groupe | Quantité |
|--------------------|--------------|--------|----------|
| ASSAD | S | 99 | 72 780 |
| POULINA GP HOLDING | A | 11 | 36 029 |
| CARTHAGE CEMENT | A | 11 | 34 494 |
| SFBT | A | 11 | 32 843 |
| ATB | A | 11 | 25 476 |

Quantité



| Valeur | Compartiment | Groupe | Echanges |
|--------------------|--------------|--------|----------|
| POULINA GP HOLDING | A | 11 | 240 |
| SMART TUNISIE | B | 11 | 131 |
| SFBT | A | 11 | 77 |
| CARTHAGE CEMENT | A | 11 | 64 |
| ICF | B | 11 | 62 |

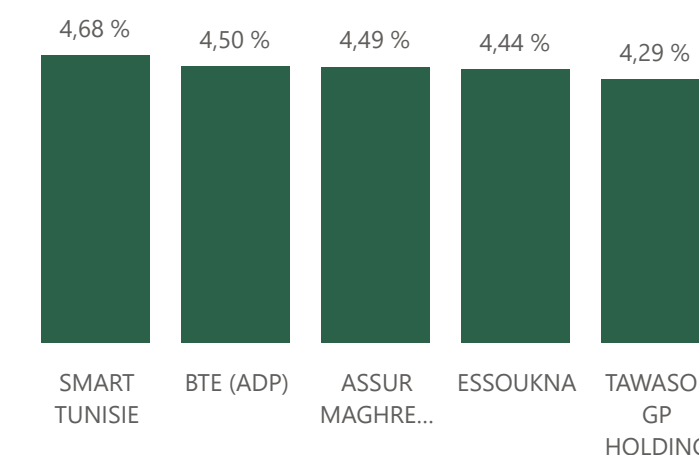
Echanges



Principaux écarts

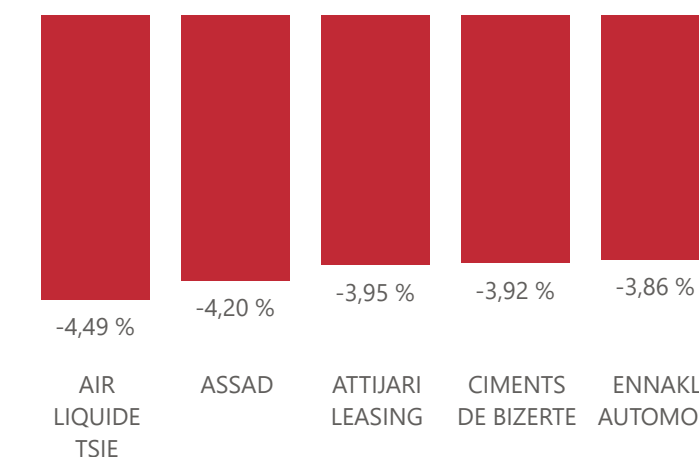
| Valeur | Groupe | Cours de Clôture | Var. du Jour |
|--------------------|--------|------------------|--------------|
| SMART TUNISIE | 11 | 14,100 | 4,68 % |
| BTE (ADP) | 12 | 4,180 | 4,50 % |
| ASSUR MAGHREBIA | 12 | 50,530 | 4,49 % |
| ESSOUKNA | 12 | 1,880 | 4,44 % |
| TAWASOL GP HOLDING | 99 | 0,730 | 4,29 % |

Top 5 hausses



| Valeur | Groupe | Cours de Clôture | Var. du Jour |
|--------------------|--------|------------------|--------------|
| AIR LIQUIDE TSIE | 12 | 113,540 | -4,49 % |
| ASSAD | 99 | 2,280 | -4,20 % |
| ATTIJARI LEASING | 11 | 28,430 | -3,95 % |
| CIMENTS DE BIZERTE | 99 | 0,490 | -3,92 % |
| ENNAKL AUTOMOBILES | 11 | 11,450 | -3,86 % |

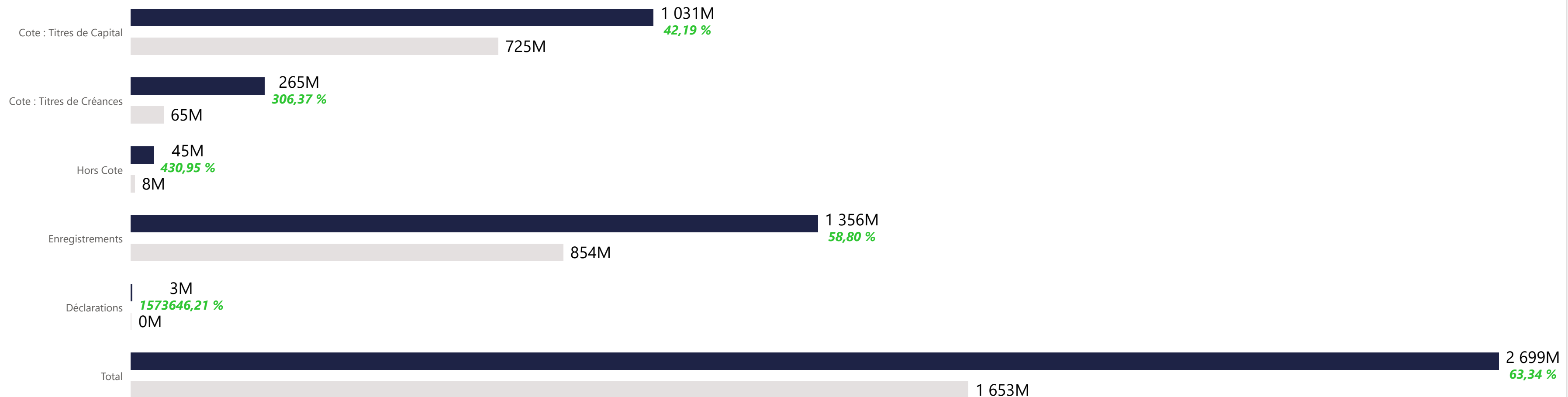
Top 5 baisses



| Marchés | Echanges cumulés 2025 | Echanges cumulés 2024 | Variation | Quantité cumulée 2025 | Quantité cumulée 2024 | Variation | Capitaux cumulés 2025 en TND | Capitaux cumulés 2024 en TND | Variation |
|---------------------------|-----------------------|-----------------------|-----------|-----------------------|-----------------------|------------|------------------------------|------------------------------|--------------|
| Cote : Titres de Capital | 254 118 | 178 910 | 42,04 % | 112 692 535 | 83 923 005 | 34,28 % | 1 031 352 110 | 725 325 451 | 42,19 % |
| Cote : Titres de Créances | 378 | 1 283 | -70,54 % | 3 183 341 | 1 090 574 | 191,90 % | 264 546 010 | 65 099 057 | 306,37 % |
| Hors Cote | 2 592 | 1 154 | 124,61 % | 3 986 324 | 1 460 361 | 172,97 % | 45 051 109 | 8 484 921 | 430,95 % |
| Enregistrements | 748 | 784 | -4,59 % | 50 652 663 | 44 712 059 | 13,29 % | 1 355 599 565 | 853 627 355 | 58,80 % |
| Déclarations | 3 | 2 | 50,00 % | 907 | 7 | 12857,14 % | 2 777 583 | 176 | 1573646,21 % |
| Total | 257 839 | 182 133 | 41,57 % | 170 515 770 | 131 186 006 | 29,98 % | 2 699 326 377 | 1 652 536 961 | 63,34 % |

Evolution des capitaux traités en TND 2025/2024

● Capitaux 2025 ● Capitaux 2024



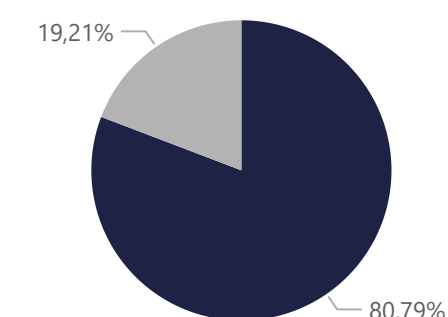
1 031 352 110

Capitaux traités en TND

| Marché | Echanges | Quantité | Capitaux en TND |
|--------------------------|----------|-------------|-----------------|
| Cote : Titres de Capital | 254 118 | 112 692 535 | 1 031 352 110 |

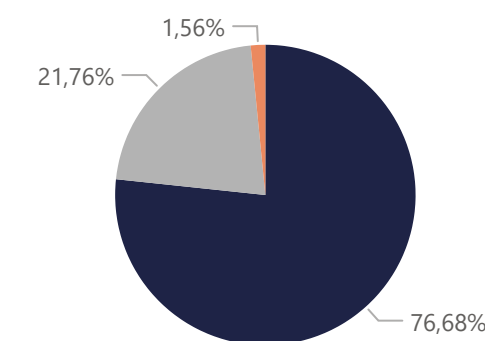
Répartition du volume entre Carnet d'ordres central et Marché de blocs

| Marché | Echanges | Quantité | Capitaux en TND | Capitaux en % |
|-------------------------|----------------|--------------------|----------------------|----------------|
| Carnet d'ordres Central | 254 068 | 97 218 215 | 833 279 203 | 80,79% |
| Marché de Blocs | 50 | 15 474 320 | 198 072 907 | 19,21% |
| Total | 254 118 | 112 692 535 | 1 031 352 110 | 100,00% |



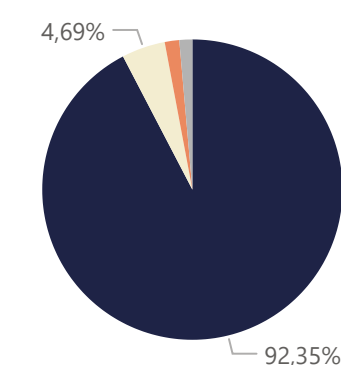
Répartition du volume par Compartiment

| Compartiment | Echanges | Quantité | Capitaux en TND | Capitaux en % |
|--------------|----------------|--------------------|----------------------|----------------|
| A | 164 621 | 73 969 294 | 790 809 597 | 76,68% |
| B | 75 470 | 22 297 041 | 224 418 166 | 21,76% |
| S | 14 027 | 16 426 200 | 16 124 347 | 1,56% |
| Total | 254 118 | 112 692 535 | 1 031 352 110 | 100,00% |



Répartition du volume par Groupe de cotation

| Groupe de cotation | Echanges | Quantité | Capitaux en TND | Capitaux en % |
|--------------------|----------------|--------------------|----------------------|----------------|
| 11 | 214 140 | 89 334 705 | 952 496 229 | 92,35% |
| 12 | 9 371 | 5 545 450 | 48 345 996 | 4,69% |
| 99 | 13 626 | 16 423 149 | 16 124 279 | 1,56% |
| 32 | 16 981 | 1 389 231 | 14 385 607 | 1,39% |
| Total | 254 118 | 112 692 535 | 1 031 352 110 | 100,00% |



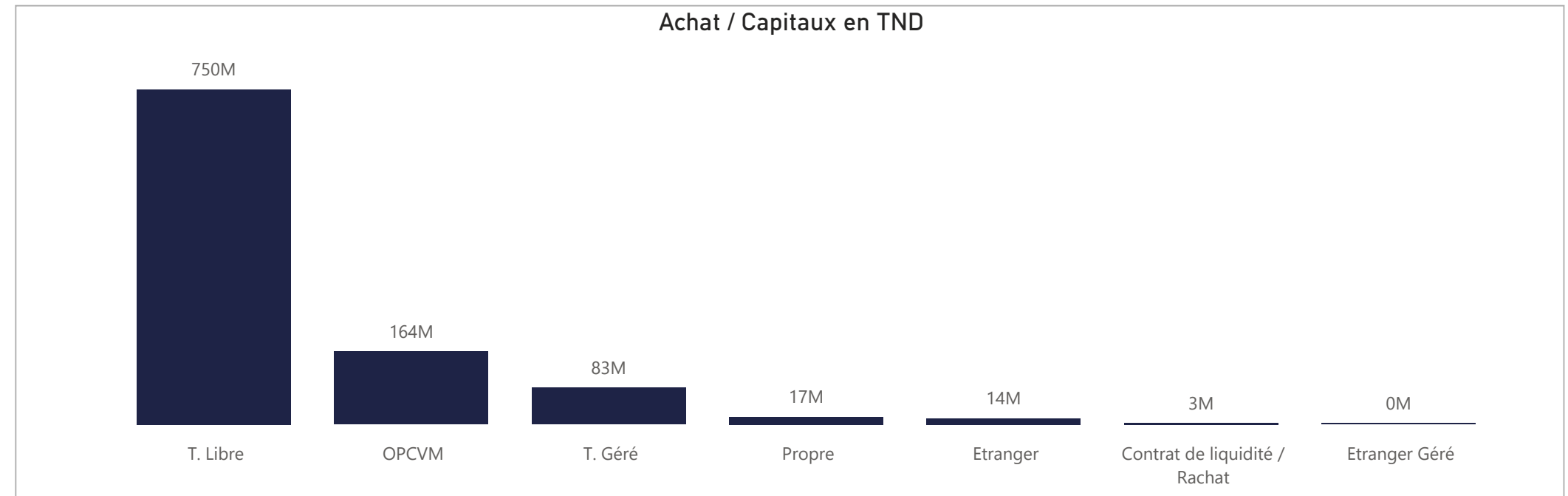
| Séance du jour | | | | | | | | | | | | | | | | | | | | Année 2025 | | | | | | | | |
|-------------------------------------|--------------|-------|--------------|--------|------------------|--------------------|----------------------|----------------|---------------|---------------|----------------------|------------|---------------|------------------|---------|--------------|------------|-------------|--------|------------|-----------|------------------|------------------|-------------------|----------------------|-------------------|--------------------|-----------------|
| SECTEUR/VALEUR | Code ISIN | MNEMO | Compartiment | Groupe | Mode de Cotation | Titres Admis | Cap. Boursière en MD | Cap. B En % | Echanges Bloc | Quantité Bloc | Capitaux Bloc en TND | Echanges | Quantité | Capitaux en TND | Clôture | Var. du Jour | Indicateur | VWAP Veille | VWAP | Var. VWAP | Ouverture | Rendement annuel | Echanges Bloc | Quantité Bloc | Capitaux Bloc en TND | Echanges | Quantité | Capitaux en TND |
| BANQUES | | | | | | 846 256 529 | 12 629,67 | 41,89 % | 0 | 0 | 0 | 159 | 50 297 | 924 580 | | | | | | | | 4 | 488 547 | 11 848 896 | 49 472 | 18 759 938 | 255 701 129 | |
| BIAT | TN0001800457 | BIAT | A | 11 | Continu | 40 800 000 | 3 835,20 | 12,72 % | | | | 34 | 4 160 | 391 045 | 94,000 | 0,00 % | | 94,024 | 94,001 | -0,02 % | 93,830 | 6,58 % | | | | 5 513 | 367 244 | 35 640 530 |
| ATTIJARI BANK | TN0001600154 | TJARI | A | 11 | Continu | 50 000 000 | 2 820,00 | 9,35 % | | | | 10 | 104 | 5 875 | 56,400 | -0,93 % | | 56,649 | 56,489 | -0,28 % | 51,500 | 41,05 % | | | | 9 741 | 887 974 | 56 385 099 |
| AMEN BANK | TN0003400058 | AB | A | 11 | Continu | 34 920 000 | 1 455,81 | 4,83 % | | | | 50 | 7 378 | 306 807 | 41,690 | 0,22 % | | 41,628 | 41,584 | -0,11 % | 36,900 | 21,92 % | 2 | 84 670 | 3 005 785 | 10 495 | 1 930 922 | 74 621 166 |
| BT | TN0002200053 | BT | A | 11 | Continu | 270 000 000 | 1 431,00 | 4,75 % | | | | 6 | 1 110 | 5 904 | 5,300 | -0,75 % | | 5,280 | 5,318 | 0,72 % | 5,190 | 8,86 % | | | | 4 734 | 3 503 342 | 17 850 743 |
| UIB | TN0003900107 | UIB | A | 11 | Continu | 32 560 000 | 703,62 | 2,33 % | | | | 2 | 2 046 | 44 214 | 21,610 | 0,00 % | | 21,610 | 21,610 | 0,00 % | 22,300 | 0,72 % | 1 | 334 128 | 7 517 880 | 991 | 705 256 | 15 931 968 |
| BNA | TN0003100609 | BNA | A | 11 | Continu | 64 000 000 | 522,88 | 1,73 % | | | | 25 | 3 515 | 28 768 | 8,170 | -0,37 % | | 8,196 | 8,184 | -0,15 % | 8,180 | 12,10 % | | | | 6 544 | 2 724 802 | 23 781 218 |
| BH BANK | TN0001900604 | BH | A | 11 | Continu | 47 600 000 | 442,68 | 1,47 % | | | | | | | 9,300 | 0,00 % | NC | 9,000 | | | 12,700 | -23,62 % | | | | 1 515 | 432 363 | 4 749 816 |
| STB | TN0002600955 | STB | A | 11 | Continu | 155 375 000 | 441,27 | 1,46 % | | | | 17 | 4 235 | 12 025 | 2,840 | 0,00 % | | 2,835 | 2,839 | 0,14 % | 2,970 | -4,38 % | | | | 5 306 | 3 514 423 | 9 769 490 |
| UBCI | TN0002400505 | UBCI | A | 12 | Fixing | 20 001 529 | 396,03 | 1,31 % | | | | 2 | 2 173 | 43 025 | 19,800 | -0,50 % | | | 19,800 | | 21,500 | -2,09 % | 1 | 69 749 | 1 325 231 | 240 | 126 346 | 2 460 810 |
| ATB | TN0003600350 | ATB | A | 11 | Continu | 100 000 000 | 340,00 | 1,13 % | | | | 11 | 25 476 | 86 128 | 3,400 | 1,19 % | | 3,357 | 3,381 | 0,71 % | 2,800 | 21,43 % | | | | 3 288 | 4 431 903 | 13 639 860 |
| WIFACK INT BANK | TN0007200017 | WIFAK | A | 11 | Continu | 30 000 000 | 237,00 | 0,79 % | | | | 2 | 100 | 790 | 7,900 | 1,28 % | | 7,876 | 7,900 | 0,30 % | 9,000 | -12,22 % | | | | 3 288 | 61 775 | 528 900 |
| BTE (ADP) | TN0001300557 | BTE | B | 12 | Fixing | 1 000 000 | 4,18 | 0,01 % | | | | | | | 4,180 | 4,50 % | H | 4,000 | | | 3,350 | 24,78 % | | | | 777 | 73 588 | 341 529 |
| AGRO ALIMENTAIRE ET BOISSONS | | | | | | 516 820 147 | 7 769,80 | 25,77 % | 0 | 0 | 0 | 338 | 71 811 | 1 042 320 | | | | | | | | 26 | 3 801 640 | 54 511 190 | 31 541 | 16 091 204 | 223 625 798 | |
| SFBT | TN0001100254 | SFBT | A | 11 | Continu | 268 125 000 | 3 378,38 | 11,20 % | | | | 77 | 32 843 | 412 669 | 12,600 | 0,80 % | | 12,481 | 12,565 | 0,67 % | 11,600 | 15,52 % | 6 | 1 315 092 | 17 338 311 | 10 119 | 5 615 642 | 68 790 060 |
| POULINA GP HOLDING | TN0005700018 | PGH | A | 11 | Continu | 180 003 600 | 2 943,06 | 9,76 % | | | | 240 | 36 029 | 585 351 | 16,350 | 2,19 % | | 15,770 | 16,247 | 3,02 % | 8,680 | 88,36 % | 18 | 2 346 548 | 34 152 379 | 11 534 | 8 510 411 | 117 790 799 |
| DELICE HOLDING | TN0007670011 | DH | A | 11 | Continu | 54 907 262 | 1 305,69 | 4,33 % | | | | 10 | 1 055 | 24 801 | 23,780 | 1,23 % | | 23,341 | 23,508 | 0,72 % | 16,090 | 47,79 % | 2 | 140 000 | 3 020 500 | 7 487 | 1 536 559 | 32 363 554 |
| LAND OR | TN0007510019 | LNDOR | B | 11 | Continu | 13 784 285 | 142,67 | 0,47 % | | | | 11 | 1 884 | 19 499 | 10,350 | -0,38 % | | 10,345 | 10,350 | 0,05 % | 10,350 | 0,00 % | | | | 2 401 | 428 592 | 4 681 386 |
| DISTRIBUTION | | | | | | 194 111 628 | 1 561,03 | 5,18 % | 0 | 0 | 0 | 184 | 48 713 | 356 425 | | | | | | | | 12 | 3 913 311 | 49 262 649 | 18 162 | 9 322 626 | 96 481 711 | |
| ARTES | TN0007300015 | ARTES | A | 11 | Continu | 38 250 000 | 366,05 | 1,21 % | | | | 10 | 1 016 | 9 665 | 9,570 | 0,84 % | | 9,481 | 9,513 | 0,34 % | 8,200 | 26,46 % | | | | 3 911 | 1 168 557 | 11 919 977 |
| ENNAKL AUTOMOBILES | TN0007410012 | NAKL | A | 11 | Continu | 30 000 000 | 343,50 | 1,14 % | | | | 4 | 63 | 721 | 11,450 | -3,86 % | | 11,813 | 11,448 | -3,09 % | 10,610 | 16,21 % | 1 | 117 088 | 1 461 258 | 943 | 223 512 | 2 678 303 |
| CITY CARS | TN0007550015 | CITY | A | 11 | Continu | 18 000 000 | 289,62 | 0,96 % | | | | 8 | 265 | 4 240 | 16,090 | 0,56 % | | 16,054 | 16,001 | -0,33 % | 12,700 | 36,54 % | | | | 1 818 | 347 583 | 5 251 404 |
| SMART TUNISIE | TNQPQXRODTH8 | SMART | B | 11 | Continu | 10 123 443 | 142,74 | 0,47 % | | | | 131 | 23 515 | 324 209 | 14,100 | 4,68 % | | 13,259 | 13,792 | 4,02 % | 13,650 | 9,89 % | 2 | 460 000 | 5 612 000 | 3 473 | 1 023 677 | 13 065 225 |
| MONOPRIX | TN0001000108 | MNP | B | 12 | Fixing | 25 345 736 | 139,40 | 0,46 % | | | | 2 | 564 | 3 102 | 5,500 | 0,00 % | | 5,500 | 5,500 | 0,00 % | 3,550 | 54,93 % | | | | 600 | 276 845 | 1 264 113 |
| MAGASIN GENERAL | TN0006440010 | MAG | B | 12 | Fixing | 15 777 070 | 107,28 | 0,36 % | | | | 8 | 280 | 1 897 | 6,800 | 0,00 % | | 6,800 | 6,776 | -0,35 % | 6,990 | -2,72 % | 3 | 2 255 000 | 15 807 550 | 203 | 2 267 558 | 15 896 367 |
| SOTUMAG | TN0006580013 | MGR | B | 11 | Continu | 13 200 000 | 92,53 | 0,31 % | | | | 1 | 10 | 70 | 7,010 | -0,14 % | | 6,940 | 7,010 | 1,01 % | 6,250 | 19,84 % | | | | 1 389 | 409 080 | 2 573 994 |
| STA | TNNGTFLC2986 | STA | B | 11 | Continu | 2 000 000 | 51,38 | 0,17 % | | | | | | | 25,690 | 0,00 % | NC | | | | 21,000 | 32,05 % | 6 | 1 081 223 | 26 381 841 | 3 199 | 1 748 808 | 42 096 430 |
| UADH | TN0007690019 | UADH | S | 99 | Fixing | 36 953 847 | 19,96 | 0,07 % | | | | 20 | 23 000 | 12 420 | 0,540 | 1,89 % | | 0,530 | 0,540 | 1,89 % | 1,468 | 0,00 % | 6 | 1 081 223 | 26 381 841 | 3 199 | 1 748 808 | 42 096 430 |
| CELLCOM | TN0007590011 | CELL | B | 12 | Fixing | 4 461 532 | 8,57 | 0,03 % | | | | | | | 1,920 | 0,00 % | NC | 1,920 | | | 2,340 | -17,95 % | | | | 1 158 | 531 649 | 1 085 350 |
| ASSURANCE | | | | | | 60 467 693 | 1 436,06 | 4,76 % | 0 | 0 | 0 | 21 | 8 951 | 64 159 | | | | | | | | 3 | 51 822 | 5 112 092 | 4 222 | 1 857 061 | 25 693 423 | |
| STAR | TN0006060016 | STAR | A | 12 | Fixing | 2 307 693 | 450,00 | 1,49 % | | | | | | | 195,000 | 0,00 % | NC | 195,000 | | | 178,000 | 14,27 % | 2 | 17 736 | 3 595 265 | 1 047 | 60 807 | 12 011 160 |
| ASTREE | TN0003000452 | AST | A | 12 | Fixing | 6 000 000 | 290,52 | 0,96 % | | | | | | | 48,420 | 0,00 % | NC | | | | 46,000 | 10,70 % | 1 | 34 086 | 1 516 827 | 99 | 37 507 | 1 673 595 |
| ASSUR MAGHREBIA | TN0007830011 | ASSMA | A | 12 | Fixing | 4 500 000 | 227,39 | 0,75 % | | | | 4 | 271 | 13 694 | 50,530 | 4,49 % | | 51,510 | 50,530 | -1,90 % | 51,480 | 4,27 % | | | | 450 | 25 013 | 1 264 248 |
| BH ASSURANCE | TN0006550016 | BHASS | B | 12 | Fixing | 2 660 000 | 165,16 | 0,55 % | | | | | | | 62,090 | 0,00 % | NC | | | | 49,000 | 29,78 % | | | | 17 | 2 094 | 126 937 |
| TUNIS RE | TN0007380017 | TRE | B | 11 | Continu | 20 000 000 | 160,00 | 0,53 % | | | | 1 | 305 | 2 440 | 8,000 | 0,00 % | | 8,000 | 8,000 | 0,00 % | 8,200 | 3,41 % | | | | 513 | 170 677 | 1 347 658 |
| ASSU MAGHREBIA VIE | TNDKJ8068X14 | AMV | B | 11 | Continu | 25 000 000 | 143,00 | 0,47 % | | | | 16 | 8 375 | 48 025 | 5,720 | 2,33 % | | 5,948 | 5,734 | -3,60 % | 6,150 | -1,09 % | | | | 2 096 | 1 560 963 | 9 269 826 |
| SERVICES FINANCIERS | | | | | | 131 016 000 | 1 323,08 | 4,39 % | 0 | 0 | 0 | 44 | 9 669 | 108 753 | | | | | | | | 0 | 0 | 0 | 11 784 | 4 662 682 | 49 832 314 | |
| SPDIT - SICAF | TN0001400704 | SPDIT | A | 11 | Continu | 28 000 000 | 344,40 | 1,14 % | | | | 3 | 561 | 6 900 | 12,300 | 0,00 % | | 12,300 | 12,300 | 0,00 % | 12,000 | 10,83 % | | | | 1 157 | 318 331 | 3 962 986 |
| TUNISIE LEASING F | TN0002100907 | TLS | B | 11 | Continu | 10 800 000 | 307,80 | 1,02 % | | | | 3 | 500 | 14 246 | 28,500 | -1,69 % | | 28,596 | 28,492 | -0,36 % | 17,990 | 64,81 % | | | | 4 386 | 1 025 880 | 22 341 380 |
| ATL | TN0004700100 | ATL | B | 11 | Continu | 32 500 000 | 194,35 | 0,64 % | | | | 20 | 6 780 | 40 605 | 5,980 | 0,00 % | | 5,995 | 5,989 | -0,10 % | 4,250 | 48,94 % | 2 | 202 520 | 2 108 426 | 2 883 | 2 202 520 | 11 108 426 |
| CIL | TN0004200853 | CIL | B | 12 | Fixing | 7 000 000 | 170,17 | 0,56 % | | | | 6 | 502 | 12 203 | 24,310 | -2,68 % | | 24,432 | 24,308 | -0,51 % | 24,900 | 6,47 % | | | | 839 | | |

| Séance du jour | | | | | | | | | | Année 2025 | | |
|-------------------------------------|----------------|-------|--------|----------|----------|-----------------|---------------|------------|----------|------------|-----------------|--|
| Secteur / Emetteur / Valeur | Code ISIN | MNEMO | Groupe | Echanges | Quantité | Capitaux en TND | Dernier cours | Indicateur | Echanges | Quantité | Capitaux en TND | |
| TECHNOLOGIE | | | | | | | | | | | | |
| TELNET HOLDING | | | | | | | | | | | | |
| TUN DA 1/10 010719 | TN0007440035 | TLN19 | 32 | | | | | NC | 24 | 88 | 52 | |
| BANQUES | | | | | | | | | | | | |
| ATTIJARI BANK | | | | | | | | | | | | |
| TJARI - (Da) | TN0001600162 | TJADA | 32 | | | | | NC | 17 | 83 | 286 | |
| TJARI - Da39 | TN0001600261 | TJA39 | 32 | | | | | NC | 1 | 11 | 24 | |
| TJARI DA 1/40 250518 | TN0001600501 | TJA18 | 32 | 2 | 13 | 18 | 1,400 | | 230 | 2 395 | 3 297 | |
| TJARI DA 2/1 300425 | TN823JXM775 | TJA25 | 32 | 2 | 11 | 110 | 10,000 | | 9 913 | 1 252 036 | 14 255 723 | |
| BIAT | | | | | | | | | | | | |
| BIAT Da32 4/60 | TN0001800465 | BIA32 | 32 | | | | | NC | 2 | 60 | 591 | |
| BIAT Da36 1/24 | TN0001800567 | BIA36 | 32 | | | | | NC | 83 | 644 | 2 518 | |
| BIAT DA 1/20 290620 | TN0001800622 | BIA20 | 32 | | | | | NC | 197 | 1 044 | 4 094 | |
| BIAT DA 1/7 291124 | TN633R1B770 | BIA24 | 32 | | | | | NC | 770 | 2 266 | 27 651 | |
| BH BANK | | | | | | | | | | | | |
| BQ HABITAT (Da) | TN0001900612 | BHDA | 32 | | | | | NC | 5 | 12 | 3 | |
| BH Da 1/20 150999 | TN0001900679 | BH12 | 32 | | | | | NC | 1 | 2 | 2 | |
| BH Da1/25 14022000 | TN0001900711 | BH14 | 32 | | | | | NC | 5 | 55 | 7 | |
| BHDA 1/15 28052007 | TN0001900778 | BHDA7 | 32 | | | | | NC | 0 | 0 | 0 | |
| BH DA 1/3 270715 | TN0001900901 | BH15 | 32 | | | | | NC | 8 | 8 | 13 | |
| BH DA 1/5 171117 | TN0001900992 | BH17 | 32 | | | | | NC | 23 | 59 | 57 | |
| BT | | | | | | | | | | | | |
| BQ DE TSIE - Da | TN0002200103 | BTDA | 32 | | | | | NC | 4 | 7 | 20 | |
| BT Da 3/10 170599 | TN0002200210 | BT19 | 32 | | | | | NC | 4 | 7 | 52 | |
| BT Da 1/10 120101 | TN0002200251 | BT15A | 32 | | | | | NC | 7 | 16 | 48 | |
| BT Da 1/2 230506 | TN0002200319 | BTDA6 | 32 | | | | | NC | 2 | 2 | 15 | |
| BT Da 1/2 100609 | TN0002200327 | BTDA9 | 32 | | | | | NC | 4 | 4 | 20 | |
| BT Da 1/3 280613 | TN0002200335 | BT13 | 32 | | | | | NC | 20 | 29 | 45 | |
| BT DA 1/5 03062016 | TN0002200343 | BT16 | 32 | | | | | NC | 39 | 74 | 94 | |
| BT DA 1/4 04052018 | TN0002200350 | BT18 | 32 | | | | | NC | 51 | 130 | 153 | |
| BT DA 1/5 10052022 | TN1YHLWKDE9D7 | BT22 | 32 | | | | | NC | 94 | 448 | 323 | |
| UBCI | | | | | | | | | | | | |
| UBCI Da 1/6 010900 | TN0002400570 | UBC00 | 32 | | | | | NC | 6 | 6 | 15 | |
| UBCI Da 3/7 010704 | TN0002400646 | UBC04 | 32 | | | | | NC | 7 | 8 | 54 | |
| UBCI Da 1/2 150710 | TN0002400653 | UBC10 | 32 | | | | | NC | 0 | 0 | 0 | |
| UBCI Da8/33 141013 | TN0002400695 | UBC13 | 32 | | | | | NC | 26 | 212 | 809 | |
| BNA | | | | | | | | | | | | |
| BNA DA 1/10 040509 | TN0003100633 | BNA09 | 32 | | | | | NC | 0 | 0 | 0 | |
| BNA DA 1/10 200618 | TN0003100740 | BNA18 | 32 | | | | | NC | 8 | 11 | 0 | |
| BNA DA 1/55 150419 | TN0003100815 | BNA19 | 32 | | | | | NC | 30 | 561 | 153 | |
| AB | | | | | | | | | | | | |
| AB Da 26 3/37 | TN0003400108 | AB26 | 32 | | | | | NC | 0 | 0 | 0 | |
| AB Da 29 3/40 | TN0003400116 | AB29 | 32 | | | | | NC | 0 | 0 | 0 | |
| AB Da 34 2/59 | TN0003400157 | AB34 | 32 | | | | | NC | 0 | 0 | 0 | |
| AB Da 1/27 | TN0003400207 | ABA38 | 32 | | | | | NC | 0 | 0 | 0 | |
| ABDA 1/14 11122007 | TN0003400272 | ABDA7 | 32 | | | | | NC | 5 | 18 | 75 | |
| AB Da 3/37 281209 | TN0003400371 | ABDA9 | 32 | | | | | NC | 7 | 87 | 525 | |
| AB Da 1/10 110613 | TN0003400454 | AB13 | 32 | | | | | NC | 9 | 20 | 100 | |
| AB DA 1/24 01082016 | TN0003400512 | AB16 | 32 | | | | | NC | 9 | 38 | 18 | |
| AB DA 1/25 300617 | TN0003400579 | AB17 | 32 | | | | | NC | 46 | 396 | 366 | |
| AB DA 1/7 12102023 | TNMY01P12CP7 | AB23 | 32 | | | | | NC | 70 | 279 | 951 | |
| AB DA 2/13 281024 | TN66JFMSA518 | AB24 | 32 | | | | | NC | 258 | 1 329 | 7 151 | |
| ATB | | | | | | | | | | | | |
| ATBDA1/7 0911/05 | TN0003600434 | ATBDA | 32 | | | | | NC | 2 | 15 | 6 | |
| ATB Da 1/10 151208 | TN0003600517 | ATB08 | 32 | | | | | NC | 0 | 0 | 0 | |
| ATB Da 1/16 161210 | TN0003600616 | ATB10 | 32 | | | | | NC | 2 | 11 | 0 | |
| WIFAK INTERNATIONAL BANK | | | | | | | | | | | | |
| WIFAK DA1/2 121015 | TN0007200132 | WIF15 | 32 | | | | | NC | 1 | 1 | 0 | |
| ASSURANCE | | | | | | | | | | | | |
| ASTREE | | | | | | | | | | | | |
| AST Da 1/2 140817 | TN0003000528 | AST17 | 32 | | | | | NC | 0 | 0 | 0 | |
| SERVICES FINANCIERS | | | | | | | | | | | | |
| SPDIT SICAF | | | | | | | | | | | | |
| SPDIT Da 1/24 3512 | TN0001400720 | SPD12 | 32 | | | | | NC | 4 | 17 | 0 | |
| TUNISIE LEASING ET FACTORING | | | | | | | | | | | | |
| TUN. LEAS. (Da 10) | TN0002100915 | TLSDA | 32 | | | | | NC | 0 | 0 | 0 | |
| TLs Da 1/4 | TN0002100956 | TLD01 | 32 | | | | | NC | 0 | 0 | 0 | |
| TLs Da 1/5(021202) | TN0002100980 | TLs02 | 32 | | | | | NC | 0 | 0 | 0 | |
| TLs Da 1/6(181203) | TN0002101012 | TLs03 | 32 | | | | | NC | 0 | 0 | 0 | |
| TLs Da 1/7(061204) | TN0002101061 | TLs04 | 32 | | | | | NC | 0 | 0 | 0 | |
| TLs Da1/5(010307) | TN0002101152 | TLs07 | 32 | | | | | NC | 0 | 0 | 0 | |
| TLs Da 1/56 030308 | TN0002101210 | TLs08 | 32 | | | | | NC | 2 | 2 | 0 | |
| TLs Da 1/57 020309 | TN0002101319 | TLs09 | 32 | | | | | NC | 2 | 2 | 0 | |
| TLs Da 1/68 301309 | TN0002101392 | TLs92 | 32 | 1 | 40 | 16 | 0,400 | | 14 | 77 | 16 | |
| TLs Da 1/69 010210 | TN0002101400 | TLs10 | 32 | | | | | NC | 12 | 93 | 36 | |
| TLs Da 3/80 010213 | TN0002101590 | TLs13 | 32 | | | | | NC | 37 | 516 | 387 | |
| TL DA3/83 10022014 | TN0002101749 | TLs14 | 32 | | | | | NC | 37 | 676 | 517 | |
| TL DA2/43 02022015 | TN0002101814 | TLs15 | 32 | 1 | 35 | 39 | 1,100 | | 21 | 217 | 81 | |
| TLs DA1/23 010719 | TN0002102044 | TLs19 | 32 | 2 | 4 | 4 | 1,090 | | 70 | 626 | 411 | |
| CIL | | | | | | | | | | | | |
| CIL DA 2007 1/4 | TN0004201042 | CIL07 | 32 | | | | | NC | 0 | 0 | 0 | |
| CIL Da 1/5 301208 | TN0004201117 | CIL08 | 32 | | | | | NC | 1 | 3 | 38 | |
| CIL Da 1/3 110610 | TN0004201216 | CIL10 | 32 | | | | | NC | 0 | 0 | 0 | |
| CIL Da 1/4 030611 | TN0004201281 | CIL11 | 32 | | | | | NC | 1 | 1 | 10 | |
| CIL DA2/5 15052023 | TNEOEJ4P2R7 | CIL23 | 32 | | | | | NC | 6 | 8 | 59 | |
| ATL | | | | | | | | | | | | |
| ATL Da 1/5 290808 | TN0004700266 | ATL08 | 32 | | | | | NC | 0 | 0 | 0 | |
| ATL Da 2/17 261112 | TN0004700472 | ATL12 | 32 | | | | | NC | 5 | 21 | 10 | |
| ATTIJARI LEASING | | | | | | | | | | | | |
| ATTIJARI LS ROMPU | TN0006610141 | TJLR | 32 | | | | | NC | 0 | 0 | 0 | |
| TJL DA 3/17 210717 | TN0006610448 | TJL17 | 32 | | | | | NC | 31 | 283 | 1 016 | |
| BH LEASING | | | | | | | | | | | | |
| ML DA 1/4 250515 | TN0006720072 | ML15 | 32 | | | | | NC | 6 | 10 | 0 | |
| HANNIBAL LEASE | | | | | | | | | | | | |
| HL DA 1/10 180817 | TN0007310378 | HL17 | 32 | | | | | NC | 5 | 39 | 26 | |
| HL DA 3/7 091720 | TN0007310519 | HL20 | 32 | | | | | NC | 11 | 478 | 1 412 | |
| TELECOMMUNICATIONS | | | | | | | | | | | | |
| SOTETEL | | | | | | | | | | | | |
| SOTETEL Da1/6 | TN0006530059 | SOT01 | 32 | | | | | NC | 0 | 0 | 0 | |
| SOT Da 1/5 010102 | TN0006530067 | SOT02 | 32 | | | | | NC | 0 | 0 | 0 | |
| SOT Da 1/5 010703 | TN0006530075 | SOT03 | 32 | | | | | NC | 1 | 1 | 1 | |
| SOT Da 1/10 150704 | TN0006530083 | SOT04 | 32 | | | | | NC | 5 | 14 | 8 | |
| SOT Da1/22 010906 | TN0006530091 | SOT06 | 32 | | | | | NC | 3 | 8 | 0 | |
| DISTRIBUTION | | | | | | | | | | | | |
| MONOPRIX | | | | | | | | | | | | |
| MONOPRIX Da | TN0001000116 | MNPDA | 32 | | | | | NC | 2 | 8 | 6 | |
| MNP Da 1/2 100611 | TN0001000124 | MNP11 | 32 | | | | | NC | 7 | 7 | 7 | |
| MNP Da 1/5 040309 | TN0001000132 | MNP12 | 32 | | | | | NC | 12 | 17 | 5 | |
| MNP Da 1/5 160615 | TN0001000140 | MNP15 | 32 | | | | | NC | 8 | 14 | 7 | |
| MAGASIN GENERAL | | | | | | | | | | | | |
| MAG GEN Da 1/2 | TN0006440028 | MGDA4 | 32 | | | | | NC | 0 | 0 | 0 | |
| SOTUMAG | | | | | | | | | | | | |
| MGR Da1/3 050710 | TN0006580021 | MGR10 | 32 | | | | | NC | 3 | 3 | 3 | |
| MGR DA 1/10 201217 | TN0006580039 | MGR17 | 32 | | | | | NC | 7 | 10 | 5 | |
| ARTES | | | | | | | | | | | | |
| ARTES Da1/4 230712 | TN0007300023 | ART12 | 32 | | | | | NC | 17 | 33 | 39 | |
| ARTES Da1/5 040313 | TN0007300031 | ART13 | 32 | | | | | NC | 27 | 49 | 70 | |
| CITY CARS | | | | | | | | | | | | |
| CITY DA1/3 230919 | TN0007550023 | CTY19 | 32 | | | | | NC | 11 | 13 | 45 | |
| SMART TUNISIE | | | | | | | | | | | | |
| SMART DA1/5 070623 | TN71DY8X6058 | SMT23 | 32 | | | | | NC | 133 | 406 | 563 | |
| SMART DA1/6 111124 | TN7PHJLUM59GW2 | SMT24 | 32 | 4 | 7 | 14 | 2,000 | | 213 | 1 070 | 1 897 | |
| VOYAGE ET LOISIRS | | | | | | | | | | | | |
| TUNISAIR | | | | | | | | | | | | |
| TUNISAIR - Da 01 | TN0001200419 | TAIDA | 32 | | | | | NC | 19 | 60 | 4 | |
| TUNISAIR - Da 04 | TN0001200468 | TAI04 | 32 | | | | | NC | 14 | 66 | 1 | |
| TAIR Da1/10 010799 | TN0001200476 | TAI99 | 32 | | | | | NC | 35 | 300 | 5 | |
| TAIR Da1/10 030700 | TN0001200492 | TAI00 | 32 | | | | | NC | 36 | 304 | 3 | |
| TUNISAIR Da 1/10 | TN0001200518 | TAI01 | 32 | | | | | NC | 34 | 283 | 3 | |
| TAIR Da1/22 310806 | TN0001200534 | TAI06 | 32 | | | | | NC | 52 | 564 | 6 | |
| TAIR Da 1/5 010908 | TN0001200542 | TAI08 | 32 | | | | | NC | 59 | 228 | 11 | |
| TAIR Da1/11 110709 | TN0001200567 | TAI09 | 32 | | | | | NC | 72 | 509 | 6 | |
| SANTE | | | | | | | | | | | | |
| UNIMED | | | | | | | | | | | | |
| UMED D76/509 26716 | TN0007720022 | UMD16 | 32 | | | | | NC | 29 | 1 398 | 1 228 | |
| UMD DA1/11/17 40817 | TN0007720030 | UMD17 | 32 | | | | | NC | 44 | 2 388 | 1 258 | |
| | | | | | | | | | | | | |

ACHAT

| Achat | Echanges | Quantité | Capitaux en TND | Capitaux en % |
|-------------------------------|----------------|--------------------|----------------------|----------------|
| T. Libre | 208 075 | 86 662 378 | 750 459 970 | 72,76% |
| OPCVM | 20 371 | 13 767 319 | 163 762 141 | 15,88% |
| T. Géré | 21 608 | 8 902 589 | 82 613 094 | 8,01% |
| Propre | 1 674 | 1 703 577 | 16 994 176 | 1,65% |
| Etranger | 1 057 | 1 020 993 | 13 822 178 | 1,34% |
| Contrat de liquidité / Rachat | 1 300 | 608 686 | 3 354 092 | 0,33% |
| Etranger Géré | 33 | 26 993 | 346 459 | 0,03% |
| Total | 254 118 | 112 692 535 | 1 031 352 110 | 100,00% |

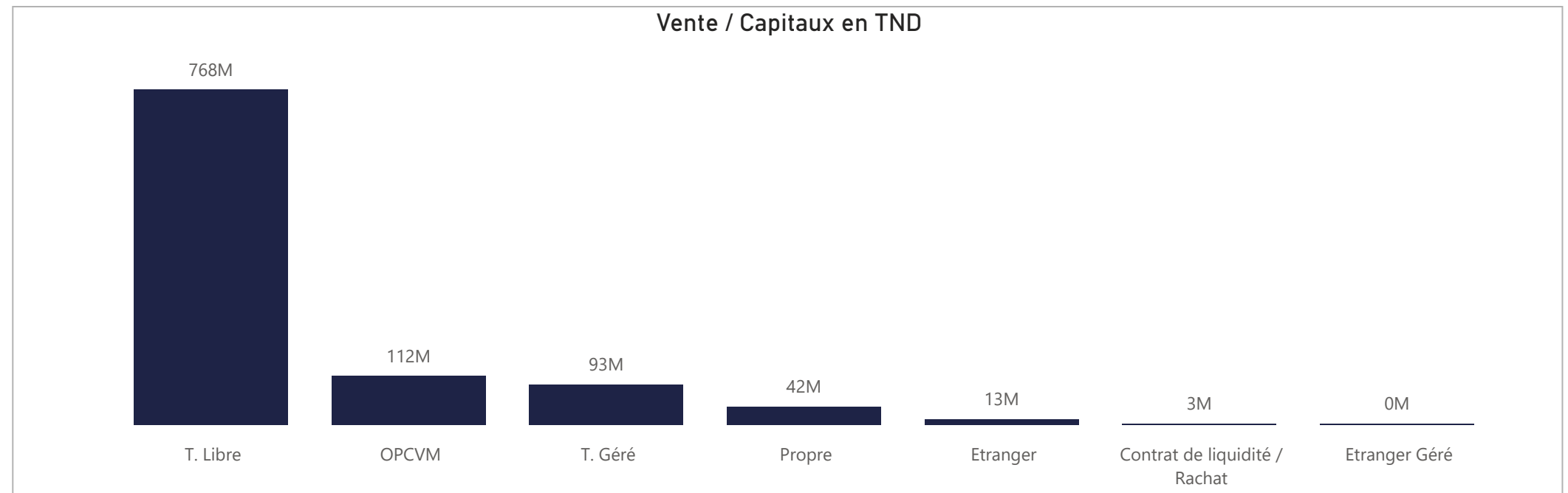
Achat / Capitaux en TND



VENTE

| Vente | Echanges | Quantité | Capitaux en TND | Capitaux en % |
|-------------------------------|----------------|--------------------|----------------------|----------------|
| T. Libre | 193 624 | 88 417 667 | 767 991 745 | 74,46% |
| OPCVM | 20 560 | 8 640 092 | 112 078 966 | 10,87% |
| T. Géré | 32 334 | 9 801 389 | 92 936 601 | 9,01% |
| Propre | 4 830 | 3 972 204 | 41 794 952 | 4,05% |
| Etranger | 1 916 | 1 577 818 | 13 102 241 | 1,27% |
| Contrat de liquidité / Rachat | 691 | 198 791 | 2 968 797 | 0,29% |
| Etranger Géré | 163 | 84 574 | 478 808 | 0,05% |
| Total | 254 118 | 112 692 535 | 1 031 352 110 | 100,00% |

Vente / Capitaux en TND



ACHAT

Marché Principal

| Mois | Contrat de liquidité / Rachat | Etranger | Etranger Géré | OPCVM | Propre | T. Géré | T. Libre | Total |
|--------------|-------------------------------|-------------------|----------------|--------------------|-------------------|-------------------|--------------------|----------------------|
| janvier | 288 356 | 419 638 | 6 429 | 19 172 354 | 1 969 755 | 12 358 439 | 96 066 249 | 130 281 220 |
| février | 940 726 | 1 217 078 | 21 094 | 28 766 147 | 394 941 | 10 131 637 | 76 544 864 | 118 016 486 |
| mars | 961 043 | 1 960 932 | 37 691 | 21 548 748 | 9 955 125 | 13 392 731 | 103 066 470 | 150 922 739 |
| avril | 508 022 | 940 858 | 12 350 | 23 289 579 | 2 645 356 | 16 198 554 | 136 622 685 | 180 217 403 |
| mai | 361 602 | 2 506 576 | 257 940 | 41 534 905 | 1 215 096 | 16 590 360 | 141 817 353 | 204 283 832 |
| juin | 255 297 | 6 767 166 | 10 955 | 24 192 029 | 580 803 | 12 884 516 | 183 509 766 | 228 200 531 |
| juillet | 39 047 | 9 929 | | 5 258 379 | 233 101 | 1 056 858 | 12 832 583 | 19 429 897 |
| 1 | 6 054 | | | 315 931 | | 88 363 | 1 786 760 | 2 197 108 |
| 2 | 6 313 | | | 847 370 | 49 457 | 312 058 | 4 353 626 | 5 568 824 |
| 3 | 6 299 | 9 929 | | 866 659 | 100 120 | 201 064 | 1 677 281 | 2 861 353 |
| 4 | 11 670 | | | 2 016 603 | 10 322 | 373 699 | 2 830 303 | 5 242 597 |
| 7 | 8 710 | | | 1 211 816 | 73 202 | 81 673 | 2 184 613 | 3 560 015 |
| Total | 3 354 092 | 13 822 178 | 346 459 | 163 762 141 | 16 994 176 | 82 613 094 | 750 459 970 | 1 031 352 110 |

Marché de Bloc

| Mois | Propre | T. Libre | Total |
|--------------|------------------|--------------------|--------------------|
| janvier | | 17 324 377 | 17 324 377 |
| mars | 8 623 845 | 17 491 258 | 26 115 103 |
| avril | | 26 381 841 | 26 381 841 |
| mai | | 19 285 380 | 19 285 380 |
| juin | | 108 966 206 | 108 966 206 |
| Total | 8 623 845 | 189 449 063 | 198 072 907 |

VENTE

Marché Principal

| Mois | Contrat de liquidité / Rachat | Etranger | Etranger Géré | OPCVM | Propre | T. Géré | T. Libre | Total |
|--------------|-------------------------------|-------------------|----------------|--------------------|-------------------|-------------------|--------------------|----------------------|
| janvier | 525 024 | 1 419 450 | 7 658 | 13 998 498 | 1 777 939 | 16 661 263 | 95 891 388 | 130 281 220 |
| février | 753 593 | 3 075 751 | 32 375 | 15 249 304 | 3 415 285 | 16 172 015 | 79 318 163 | 118 016 486 |
| mars | 253 079 | 1 852 422 | 27 151 | 18 382 868 | 11 771 101 | 13 622 088 | 105 014 031 | 150 922 739 |
| avril | 322 390 | 355 673 | 70 410 | 13 248 017 | 6 814 555 | 16 120 239 | 143 286 120 | 180 217 403 |
| mai | 440 744 | 1 693 231 | 300 718 | 22 545 077 | 15 591 110 | 14 433 840 | 149 279 113 | 204 283 832 |
| juin | 632 200 | 4 684 930 | 40 497 | 26 686 577 | 2 215 333 | 13 839 816 | 180 101 178 | 228 200 531 |
| juillet | 41 765 | 20 785 | | 1 968 626 | 209 629 | 2 087 340 | 15 101 752 | 19 429 897 |
| 1 | 3 153 | | | 242 184 | | 226 629 | 1 725 143 | 2 197 108 |
| 2 | 3 127 | | | 464 880 | 73 999 | 451 463 | 4 575 355 | 5 568 824 |
| 3 | 2 328 | 20 785 | | 27 190 | 28 395 | 452 202 | 2 330 453 | 2 861 352 |
| 4 | 2 289 | | | 860 409 | 107 234 | 376 292 | 3 896 374 | 5 242 597 |
| 7 | 30 869 | | | 373 963 | | 580 754 | 2 574 428 | 3 560 015 |
| Total | 2 968 797 | 13 102 241 | 478 808 | 112 078 966 | 41 794 952 | 92 936 601 | 767 991 745 | 1 031 352 110 |

Marché de Bloc

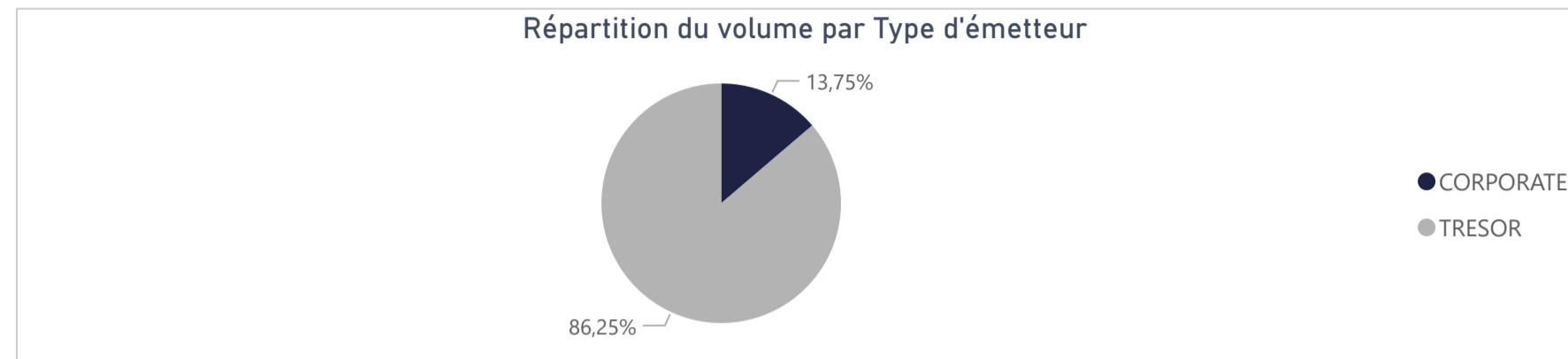
| Mois | Propre | T. Libre | Total |
|--------------|-------------------|--------------------|--------------------|
| janvier | | 17 324 377 | 17 324 377 |
| mars | 8 623 845 | 17 491 258 | 26 115 103 |
| avril | | 26 381 841 | 26 381 841 |
| mai | 7 517 880 | 11 767 500 | 19 285 380 |
| juin | | 108 966 206 | 108 966 206 |
| Total | 16 141 725 | 181 931 183 | 198 072 907 |

264 546 010

Capitaux traités sur l'année en TND

| Marché | Echanges | Quantité | Capitaux en TND |
|---------------------------|----------|-----------|-----------------|
| Cote : Titres de Créances | 378 | 3 183 341 | 264 546 010 |

| Type d'émetteur | Echanges | Quantité | Capitaux en TND | Capitaux en % |
|-----------------|------------|------------------|--------------------|----------------|
| TRESOR | 298 | 2 708 510 | 228 170 810 | 86,25% |
| CORPORATE | 80 | 474 831 | 36 375 200 | 13,75% |
| Total | 378 | 3 183 341 | 264 546 010 | 100,00% |



| Achat | Echanges | Quantité | Capitaux en TND | Capitaux en % |
|--------------|------------|------------------|--------------------|----------------|
| OPCVM | 185 | 3 108 448 | 262 264 483 | 99,14% |
| T. Libre | 56 | 47 584 | 1 687 659 | 0,64% |
| T. Géré | 137 | 27 309 | 593 868 | 0,22% |
| Total | 378 | 3 183 341 | 264 546 010 | 100,00% |

| Vente | Echanges | Quantité | Capitaux en TND | Capitaux en % |
|--------------|------------|------------------|--------------------|----------------|
| Propre | 19 | 961 360 | 145 880 923 | 55,14% |
| OPCVM | 106 | 1 680 594 | 76 817 205 | 29,04% |
| T. Libre | 111 | 505 096 | 41 342 645 | 15,63% |
| T. Géré | 142 | 36 291 | 505 237 | 0,19% |
| Total | 378 | 3 183 341 | 264 546 010 | 100,00% |

Répartition des capitaux traités en TND par catégorie de donneurs d'ordres

ACHAT

| Mois | OPCVM | T. Géré | T. Libre | Total |
|--------------|--------------------|----------------|------------------|--------------------|
| janvier | 12 130 226 | 128 419 | 56 123 | 12 314 768 |
| février | 21 032 430 | 25 822 | 1 383 452 | 22 441 704 |
| mars | 71 517 776 | 69 633 | 421 | 71 587 830 |
| avril | 63 909 512 | 260 448 | 110 720 | 64 280 681 |
| mai | 45 423 603 | 66 804 | 111 817 | 45 602 225 |
| juin | 48 248 524 | 34 728 | 25 125 | 48 308 378 |
| juillet | 2 412 | 8 012 | | 10 423 |
| 2 | 2 263 | | | 2 263 |
| 3 | 149 | | | 149 |
| 4 | | 8 012 | | 8 012 |
| Total | 262 264 483 | 593 868 | 1 687 659 | 264 546 010 |

VENTE

| Mois | OPCVM | Propre | T. Géré | T. Libre | Total |
|--------------|-------------------|--------------------|----------------|-------------------|--------------------|
| janvier | 8 323 595 | 723 196 | 130 658 | 3 137 319 | 12 314 768 |
| février | 12 966 239 | 1 650 135 | 13 175 | 7 812 156 | 22 441 704 |
| mars | 30 044 030 | 41 245 092 | 45 662 | 253 046 | 71 587 830 |
| avril | 710 190 | 62 981 673 | 77 610 | 511 208 | 64 280 681 |
| mai | 12 952 168 | 32 390 977 | 100 644 | 158 435 | 45 602 225 |
| juin | 11 820 983 | 6 889 850 | 129 477 | 29 468 068 | 48 308 378 |
| juillet | | | 8 012 | 2 412 | 10 423 |
| 2 | | | | 2 263 | 2 263 |
| 3 | | | | 149 | 149 |
| 4 | | | 8 012 | | 8 012 |
| Total | 76 817 205 | 145 880 923 | 505 237 | 41 342 645 | 264 546 010 |

| Séance du jour | | | | | | | | | | | | | Année 2025 | | | |
|--------------------|--------------|-------|--------|----------|----------|-----------------|--------------|--------------|------------|------------------|-----------|-----------|----------------|----------|----------|-----------------|
| Valeur | Code ISIN | MNEMO | Groupe | Echanges | Quantité | Capitaux en TND | Clôture en % | Var. du Jour | Indicateur | VWAP Veille en % | VWAP en % | Var. VWAP | Ouverture en % | Echanges | Quantité | Capitaux en TND |
| ▲ | | | | | | | | | | | | | | | | |
| BTA 6.3% Oct 2026 | TN0008000580 | B1026 | 21 | | | | 97,400 | 0,00 % | NC | | | | 97,400 | 0 | 0 | 0 |
| BTA6.7% Avril 2028 | TN0008000606 | B0428 | 21 | | | | 93,100 | 0,00 % | NC | | | | 93,100 | 0 | 0 | 0 |
| BTA 6.3% Mars 2026 | TN0008000622 | B0326 | 21 | | | | 97,700 | 0,00 % | NC | | | | 95,950 | 2 | 63 | 61 954 |
| BTA 6.6% Mars 2027 | TN0008000655 | B0327 | 21 | | | | 93,950 | 0,00 % | NC | | | | 93,950 | 0 | 0 | 0 |
| BTA 7,5% Juil 2032 | TN0008000663 | B0732 | 21 | | | | 97,000 | 0,00 % | NC | | | | 97,000 | 0 | 0 | 0 |
| BTA 7% Juil 2028 | TN0008000697 | B0728 | 21 | | | | 90,500 | 0,00 % | NC | | | | 90,500 | 0 | 0 | 0 |
| BTA 7,2% Fev 2027 | TN0008000721 | B0227 | 21 | | | | 96,000 | 0,00 % | NC | | | | 92,750 | 4 | 620 | 598 728 |
| BTA 7,4% Fev 2030 | TN0008000739 | B0230 | 21 | | | | 90,800 | 0,00 % | NC | | | | 90,390 | 4 | 302 | 275 581 |
| BTA 7,2% Mai 2027 | TN0008000747 | B0527 | 21 | | | | 96,510 | 0,00 % | NC | | | | 94,950 | 20 | 1 487 | 1 497 802 |
| BTA 8% Nov 2030 | TN0008000762 | B1130 | 21 | | | | 97,000 | 0,00 % | NC | | | | 97,000 | 0 | 0 | 0 |
| BTA 7,3% Dec 2027 | TN0008000770 | B1227 | 21 | | | | 91,050 | 0,00 % | NC | | | | 91,050 | 0 | 0 | 0 |
| BTA 7,5% Janv 2028 | TN0008000796 | B0128 | 21 | | | | 100,000 | 0,00 % | NC | | | | 100,000 | 0 | 0 | 0 |
| BTA 8% Mars 2033 | TN0008000804 | B0333 | 21 | | | | 100,000 | 0,00 % | NC | | | | 100,000 | 0 | 0 | 0 |
| BTA 7,5% Dec 2028 | TN0008000812 | B1228 | 21 | | | | 100,000 | 0,00 % | NC | | | | 100,000 | 0 | 0 | 0 |
| BTA 8% Nov 2025 | TNOXRGYG8R18 | B1125 | 21 | | | | 99,350 | 0,00 % | NC | | | | 98,500 | 2 | 4 | 4 051 |
| BTA 8,8% Sept 2032 | TNJL4N15D7B2 | B0932 | 21 | | | | 100,000 | 0,00 % | NC | | | | 100,000 | 0 | 0 | 0 |
| BTA 8% Janv 2029 | TNHUVZNLATV4 | B0129 | 21 | | | | 100,000 | 0,00 % | NC | | | | 100,000 | 0 | 0 | 0 |
| BTA 8,25% Juin2031 | TNN0500RH1F1 | B0631 | 21 | | | | 100,000 | 0,00 % | NC | | | | 100,000 | 0 | 0 | 0 |
| BTA 9% sept 2029 | TNLRQIP0QY4 | B0929 | 21 | | | | 100,000 | 0,00 % | NC | | | | 100,000 | 0 | 0 | 0 |
| BTA 9,4% aout 2033 | TNNUS2JABSF6 | B0833 | 21 | | | | 100,000 | 0,00 % | NC | | | | 100,000 | 0 | 0 | 0 |
| BTA 9,5% aout 2035 | TN19GXXADLDO | B0835 | 21 | | | | 100,000 | 0,00 % | NC | | | | 100,000 | 0 | 0 | 0 |
| BTA 9,70% Oct 2027 | TN9EGH9CQ82 | B1027 | 21 | | | | 100,000 | 0,00 % | NC | | | | 100,000 | 0 | 0 | 0 |
| BTA 9,87% Oct 2031 | TNOODT102PF5 | B1031 | 21 | | | | 100,000 | 0,00 % | NC | | | | 100,000 | 0 | 0 | 0 |
| BTA 9,80% Oct 2028 | TN875F5T9RO3 | B1028 | 21 | | | | 100,000 | 0,00 % | NC | | | | 100,000 | 0 | 0 | 0 |
| BTA 9,89% Juin2033 | TNISBPOGW9F1 | B0633 | 21 | | | | 100,000 | 0,00 % | NC | | | | 100,000 | 0 | 0 | 0 |
| BTA 9,90% Dec 2034 | TNXJGTXAROH4 | B1234 | 21 | | | | 100,000 | 0,00 % | NC | | | | 100,000 | 0 | 0 | 0 |
| BTA 9,87% Janv2032 | TNCYAUIJL413 | B0132 | 21 | | | | 101,590 | 0,00 % | NC | | | | 100,000 | 5 | 47 500 | 48 834 136 |
| BTA 9,83% mars2034 | TNV7HGOQTYL8 | B0334 | 21 | | | | 100,000 | 0,00 % | NC | | | | 100,000 | 0 | 0 | 0 |
| BTA 9,28% juin2028 | TNL8K8A9Q440 | B0628 | 21 | | | | 100,000 | 0,00 % | NC | | | | 100,000 | 0 | 0 | 0 |
| BTA 9,49% juin2034 | TNBF55VWBO32 | B0634 | 21 | | | | 100,000 | 0,00 % | NC | | | | 100,000 | 0 | 0 | 0 |
| BTA 9,37% juin2029 | TNNC6SZ1UFM6 | B0629 | 21 | | | | 100,000 | 0,00 % | NC | | | | 100,000 | 0 | 0 | 0 |
| ENAT2021 8,70%A PP | TN0008000820 | NA26 | 21 | | | | 97,500 | 0,00 % | NC | | | | 99,130 | 7 | 7 137 | 75 711 |
| E NAT 2021 8,80% B | TN0008000838 | NB26 | 21 | | | | 100,000 | 0,00 % | NC | | | | 100,000 | 8 | 195 500 | 20 973 322 |
| E NAT 2021 8,90% C | TN0008000846 | NC28 | 21 | | | | 93,000 | 0,00 % | NC | | | | 93,000 | 0 | 0 | 0 |
| ENAT22021 8,70%APP | TN0008000887 | NA226 | 21 | | | | 97,000 | 0,00 % | NC | | | | 95,000 | 1 | 7 | 70 |
| ENAT2 2021 8,80% B | TN0008000895 | NB226 | 21 | | | | 100,000 | 0,00 % | NC | | | | 100,000 | 2 | 50 000 | 5 253 151 |
| ENAT2 2021 8,90% C | TN0008000903 | NC228 | 21 | | | | 95,000 | 0,00 % | NC | | | | 96,000 | 3 | 11 | 11 149 |
| ENAT2 HASSAN21 APP | TN0008000853 | NH226 | 21 | | | | 100,000 | 0,00 % | NC | | | | 100,000 | 0 | 0 | 0 |
| ENAT32021 8,70%APP | TNZBXQU5RZ91 | NA3F6 | 21 | | | | 96,500 | 0,00 % | NC | | | | 99,990 | 23 | 285 078 | 2 920 399 |
| ENT32021T+2,45%APP | TNSUXW7EBUQ0 | NA3V6 | 21 | | | | 95,000 | 0,00 % | NC | | | | 100,000 | 2 | 255 | 2 470 |
| ENAT3 2021 8,80% B | TNYZ06UGUZ33 | NB3F6 | 21 | | | | 93,000 | 0,00 % | NC | | | | 100,000 | 3 | 6 495 | 665 722 |
| ENAT32021 T+2,55%B | TN5QHXZ8T348 | NB3V6 | 21 | | | | 100,000 | 0,00 % | NC | | | | 100,000 | 1 | 50 000 | 5 082 214 |
| ENAT3 2021 8,90% C | TN3QL5M1QLW6 | NC3F8 | 21 | | | | 100,000 | 0,00 % | NC | | | | 100,000 | 0 | 0 | 0 |
| ENAT32021 T+2,65%C | TNJP2LP1CVE1 | NC3V8 | 21 | | | | 100,000 | 0,00 % | NC | | | | 100,000 | 0 | 0 | 0 |
| ENAT3 HASSAN21 APP | TNE5I87AYZT5 | NHA36 | 21 | | | | 100,000 | 0,00 % | NC | | | | 100,000 | 0 | 0 | 0 |
| ENAT3 HASSAN2021 B | TNVSDDL2VYJ5 | NHB36 | 21 | | | | 100,000 | 0,00 % | NC | | | | 100,000 | 0 | 0 | 0 |
| ENAT3 HASSAN2021 C | TNJQ3VIAM1R9 | NHC38 | 21 | | | | 100,000 | 0,00 % | NC | | | | 100,000 | 0 | 0 | 0 |
| ENAT1 2022 A 8,80% | TNPSLPEJVO7 | NAF27 | 21 | | | | 93,500 | 0,00 % | NC | | | | 93,500 | 31 | 335 537 | 3 627 871 |
| ENAT1 2022A T+2,4% | TNLEG08CKWX3 | NAV27 | 21 | | | | 92,500 | 0,00 % | NC | | | | 92,500 | 0 | 0 | 0 |
| ENAT1 2022 B 8,90% | TNHG2VXQ3BG0 | NBF29 | 21 | | | | 100,000 | 0,00 % | NC | | | | 100,000 | 5 | 82 462 | 6 809 602 |
| ENAT1 2022B T+2,5% | TNOOU20VQY55 | NBV29 | 21 | | | | 100,000 | 0,00 % | NC | | | | 100,000 | 0 | 0 | 0 |
| ENAT1 2022 C 9,10% | TN5XXZZ454U2 | NCF32 | 21 | | | | 99,000 | 0,00 % | NC | | | | 94,000 | 3 | 7 559 | 809 249 |
| ENAT1 2022CT+2,65% | TNQHMI7RIBR5 | NCV32 | 21 | | | | 100,000 | 0,00 % | NC | | | | 100,000 | 0 | 0 | 0 |
| ENAT1 HASSAN2022 A | TNCDR74CL701 | NHA27 | 21 | | | | 100,000 | 0,00 % | NC | | | | 100,000 | 0 | 0 | 0 |
| ENAT1 HASSAN2022 B | TNBHB9XIP394 | NHB29 | 21 | | | | 100,000 | 0,00 % | NC | | | | 100,000 | 0 | 0 | 0 |
| ENAT1 HASSAN2022 C | TNW1CN5IM5T4 | NHC32 | 21 | | | | 100,000 | 0,00 % | NC | | | | 100,000 | 0 | 0 | 0 |
| ENAT22022 9,25%APP | TNJ1M12AWYGS | NA2F7 | 21 | | | | 100,000 | 0,00 % | NC | | | | 100,000 | 16 | 132 071 | 1 386 945 |
| ENT2 22 T+2,15%APP | TNQCK0BPZ5A4 | NA2V7 | 21 | | | | 100,000 | 0,00 % | NC | | | | 100,000 | 1 | 1 000 | 10 918 |
| ENAT2 2022 9,35% B | TNQVHB5WZ2K2 | NB2F9 | 21 | | | | 100,000 | 0,00 % | NC | | | | 100,000 | 1 | 250 | 26 588 |
| ENAT22022 T+2,2% B | TNFOWIRG8H7 | NB2V9 | 21 | | | | 100,000 | 0,00 % | NC | | | | 100,000 | 0 | 0 | 0 |
| ENAT2 2022 9,60% C | TNI9EO2MTU05 | NC2F2 | 21 | | | | 99,270 | 0,00 % | NC | | | | 99,270 | 0 | 0 | 0 |
| ENAT2 2022T+2,40%C | TN11TIB0EPV4 | NC2V2 | 21 | | | | 100,000 | 0,00 % | NC | | | | 100,000 | 0 | 0 | 0 |
| ENAT2 HASSAN22 APP | TNM46OWVRPO6 | NH2A7 | 21 | | | | 65,000 | 0,00 % | NC | | | | 65,000 | 0 | 0 | 0 |
| ENAT2 HASSAN2022 B | TNU9AUB15T16 | NH2B9 | 21 | | | | 100,000 | 0,00 % | NC | | | | 100,000 | 0 | 0 | 0 |
| ENAT2 HASSAN2022 C | TN714WHHNWN4 | NH2C2 | 21 | | | | 100,000 | 0,00 % | NC | | | | 100,000 | 0 | 0 | 0 |
| ENAT32022 9,25%APP | TNXNSU5ILBI2 | NA3F7 | 21 | | | | 93,000 | 0,00 % | NC | | | | 93,500 | 1 | 500 | 4 987 |
| ENT3 22 T+2,15%APP | TNWL10DSWXX1 | NA3V7 | 21 | | | | 99,000 | 0,00 % | NC | | | | 99,000 | 0 | 0 | 0 |
| ENAT3 2022 9,35% B | TNRGVSC8DE36 | NB3F9 | 21 | | | | 100,170 | 0,00 % | NC | | | | 100,000 | 2 | 80 000 | 8 577 162 |
| ENAT32022 T+2,2% B | TNOJN6PVVH38 | NB3V9 | 21 | | | | 100,000 | 0,00 % | NC | | | | 100,000 | 0 | 0 | 0 |
| ENAT3 2022 9,60% C | TN4A4WPDZOC1 | NC3F2 | 21 | | | | 100,000 | 0,00 % | NC | | | | 100,150 | 1 | 80 | 8 372 |
| ENAT3 2022T+2,40%C | TNIZ090ISG66 | NC3V2 | 21 | | | | 100,000 | 0,00 % | NC | | | | 100,000 | 0 | 0 | 0 |
| ENAT42022 9,35%APP | TNOAYHSVTHY1 | NA4F7 | 21 | | | | 95,000 | 0,00 % | NC | | | | 93,000 | 16 | 14 903 | 150 053 |
| ENT4 2022 T+2% APP | TN2MVOGUKOA5 | NA4V7 | 21 | | | | 94,000 | 0,00 % | NC | | | | 94,000 | 0 | 0 | 0 |
| ENAT4 2022 9,4% B | TNWRCVSYL730 | NB4F9 | 21 | | | | 94,000 | 0,00 % | NC | | | | 94,000 | 0 | 0 | 0 |
| ENAT42022T+2,05% B | TN7PM93UZP50 | NB4V9 | 21 | | | | 100,000 | 0,00 % | NC | | | | 100,000 | 2 | 132 000 | 13 720 512 |
| ENAT4 2022 9,60% C | TNEFT8MXYZ3 | NC4F2 | 21 | | | | 100,000 | 0,00 % | NC | | | | 100,000 | 0 | 0 | 0 |
| ENAT4 2022T+2,25%C | TNVFSFLG1FH4 | NC4V2 | 21 | | | | 100,000 | 0,00 % | NC | | | | 100,000 | 0 | 0 | 0 |
| ENAT4HASSAN2022APP | TNA3G5IE2961 | NH4A7 | 21 | | | | 100,000 | 0,00 % | NC | | | | 100,000 | 0 | 0 | 0 |
| ENAT4 HASSAN2022 C | TNQR5G236GA1 | NH4C2 | 21 | | | | 100,000 | 0,00 % | NC | | | | 100,000 | 0 | 0 | 0 |
| ENAT12023 9,75%APP | TN6DQ00JBLT7 | NAF28 | 21 | | | | 100,000 | 0,00 % | NC | 100,000 | | | 92,030 | 9 | 92 681 | 949 045 |
| ENT12023T+1,7% APP | TNBVTZTD1920 | NAV28 | 21 | | | | 91,000 | 0,00 % | NC | | | | 96,000 | 1 | 110 | 1 096 |
| ENAT1 2023 9,8% B | TNCGJF5TW027 | NBF30 | 21 | | | | 93,500 | 0,00 % | NC | | | | 93,500 | 0 | 0 | 0 |
| ENAT12023T+1,75% B | TN3C6DVVEM76 | NBV30 | 21 | | | | 100,000 | 0,00 % | NC | | | | 100,000 | 0 | 0 | 0 |
| ENAT1 2023 9,95% C | TNTKTE05CIW5 | NCF33 | 21 | | | | 99,000 | 0,00 % | NC | | | | 99,000 | 0 | 0 | 0 |
| ENAT1 2023T+1,95%C | TNHZAONAPWF9 | NCV33 | 21 | | | | 100,620 | 0,00 % | NC | | | | 100,620 | 0 | 0 | 0 |
| ENAT1HASSAN2023APP | TNJ775UL9423 | NHA28 | 21 | | | | 100,000 | 0,00 % | NC | | | | 100,000 | 0 | 0 | 0 |
| ENAT1 HASSAN2023 B | TN36Q8OXFK87 | NHB30 | 21 | | | | 100,000 | 0,00 % | NC | | | | 100,000 | 0 | 0 | 0 |
| ENAT22023 9,75%APP | TNNI3UPDY012 | | | | | | | | | | | | | | | |

| Séance du jour | | | | | | | | | | | | | | Année 2025 | | | |
|---------------------|------------------------------|---------------|-------|--------|----------|----------|-----------------|--------------|--------------|------------|------------------|-----------|-----------|----------------|----------|----------|-----------------|
| Valeur | Emetteur | Code ISIN | MNEMO | Groupe | Echanges | Quantité | Capitaux en TND | Clôture en % | Var. du Jour | Indicateur | VWAP Veille en % | VWAP en % | Var. VWAP | Ouverture en % | Echanges | Quantité | Capitaux en TND |
| BTE0930 5.85%AP20 | BTE | TN0001300607 | BE10B | 21 | | | | 100,000 | 0,00 % | NC | | | | 100,000 | 0 | 0 | 0 |
| BTE0232 6.25%P20 | BTE | TN0001300623 | BE11F | 21 | | | | 100,000 | 0,00 % | NC | | | | 100,000 | 0 | 0 | 0 |
| BTEB0127 11.5%P7-2 | BTE | TN0001300680 | BE9BF | 21 | | | | 100,000 | 0,00 % | NC | | | | 100,000 | 0 | 0 | 0 |
| BTEB0127T+3.25P7-2 | BTE | TN0001300698 | BE9BV | 21 | | | | 100,000 | 0,00 % | NC | | | | 100,000 | 0 | 0 | 0 |
| BSA0627 8.75% P5PP | BIAT | TN059Z110G78 | B22AF | 21 | | | | 100,000 | 0,00 % | NC | | | | 100,000 | 0 | 0 | 0 |
| BSA0627T+2.55%P5PP | BIAT | TN2XZZTDCR70 | B22AV | 21 | | | | 100,000 | 0,00 % | NC | | | | 100,000 | 0 | 0 | 0 |
| BSB0627 8.75% P5 | BIAT | TNBLRFH96SL4 | B22BF | 21 | | | | 100,130 | 0,00 % | NC | | | | 100,130 | 0 | 0 | 0 |
| BSB0627T+2.55% P5 | BIAT | TNUALDKV3BS3 | B22BV | 21 | | | | 100,000 | 0,00 % | NC | | | | 100,000 | 0 | 0 | 0 |
| BSC0627 9.15% IF5 | BIAT | TNODT45XV9P9 | B22CF | 21 | | | | 98,440 | 0,00 % | NC | | | | 98,440 | 0 | 0 | 0 |
| BSC0627T+2.95% IF5 | BIAT | TN9MG9S138K0 | B22CV | 21 | | | | 102,440 | 0,00 % | NC | | | | 99,970 | 6 | 537 | 59 475 |
| BSD0629 9.20% P7-2 | BIAT | TN8J8QFA4123 | B22DF | 21 | | | | 100,000 | 0,00 % | NC | | | | 100,000 | 0 | 0 | 0 |
| BSD0629 T+3% P7-2 | BIAT | TNGOJL11N67 | B22DV | 21 | | | | 100,000 | 0,00 % | NC | | | | 100,000 | 0 | 0 | 0 |
| BSE0629 9.45% IF7 | BIAT | TNPZ2BZUFO23 | B22EF | 21 | | | | 100,000 | 0,00 % | NC | | | | 100,000 | 0 | 0 | 0 |
| BSE0629T+3.25% IF7 | BIAT | TN4IAOG12753 | B22EV | 21 | | | | 100,000 | 0,00 % | NC | | | | 100,000 | 0 | 0 | 0 |
| BSF0632 9.60%P10-5 | BIAT | TNGQ611JKPR4 | B22FF | 21 | | | | 100,000 | 0,00 % | NC | | | | 100,000 | 0 | 0 | 0 |
| BSF0632T+3.35P10-5 | BIAT | TNDIJUT047VF9 | B22FV | 21 | | | | 100,180 | 0,00 % | NC | | | | 100,180 | 0 | 0 | 0 |
| BSG0632 9.70% IF10 | BIAT | TNFSFT39R800 | B22GF | 21 | | | | 100,760 | 0,00 % | NC | | | | 100,760 | 0 | 0 | 0 |
| BSG0632T+3.45%IF10 | BIAT | TNHD4NKEWF69 | B22GV | 21 | | | | 100,000 | 0,00 % | NC | | | | 100,000 | 0 | 0 | 0 |
| BH SC0326 10.3P7-2 | BH BANK | TN0001901115 | B59CF | 21 | | | | 100,000 | 0,00 % | NC | | | | 100,000 | 0 | 0 | 0 |
| BH SC0326T+2.6P7-2 | BH BANK | TN0001901123 | B59CV | 21 | | | | 100,000 | 0,00 % | NC | | | | 100,000 | 0 | 0 | 0 |
| BHSA1026T+2.55P5-1 | BH BANK | TNSH8NXC1WC4 | BS21A | 21 | | | | 100,860 | 0,00 % | NC | | | | 101,490 | 2 | 70 | 3 716 |
| BHSB1026T+2.7%INF5 | BH BANK | TNIHW049ARG5 | BS21B | 21 | | | | 100,000 | 0,00 % | NC | | | | 100,000 | 0 | 0 | 0 |
| BH SC1028 9.1%P7-2 | BH BANK | TN0PIDORGA6E | BS21C | 21 | | | | 100,000 | 0,00 % | NC | | | | 99,240 | 2 | 2 246 | 187 021 |
| BHSD1028T+2.9%P7-2 | BH BANK | TNA4HARL4UU5 | BS21D | 21 | | | | 100,000 | 0,00 % | NC | | | | 100,000 | 0 | 0 | 0 |
| STB0528T+1.75%AP20 | STB | TN0002601003 | STB8C | 21 | | | | 100,000 | 0,00 % | NC | | | | 100,000 | 0 | 0 | 0 |
| STB0533 T+2.0%AP25 | STB | TN0002601011 | STB8D | 21 | | | | 100,000 | 0,00 % | NC | | | | 100,000 | 0 | 0 | 0 |
| STB SC1126 11%P7-2 | STB | TN0002601169 | S91CF | 21 | | | | 100,150 | 0,00 % | NC | | | | 100,150 | 0 | 0 | 0 |
| STBSC1126T+2.8P7-2 | STB | TN0002601177 | S91CV | 21 | | | | 100,000 | 0,00 % | NC | | | | 100,000 | 0 | 0 | 0 |
| STBSD1126 11,5%IF7 | STB | TN0002601185 | SB91D | 21 | | | | 100,000 | 0,00 % | NC | | | | 100,000 | 0 | 0 | 0 |
| STB SC0427 11%P7-2 | STB | TN0002601219 | S20CF | 21 | | | | 100,150 | 0,00 % | NC | | | | 100,150 | 0 | 0 | 0 |
| STBSA0127 8.7% AP5 | STB | TNWQSQOMZ65V8 | S21AF | 21 | | | | 99,520 | 0,00 % | NC | | | | 99,520 | 0 | 0 | 0 |
| STBSA0127T+2.3%AP5 | STB | TN8X3GZLYOR8 | S21AV | 21 | | | | 98,820 | 0,00 % | NC | | | | 99,300 | 2 | 140 | 5 722 |
| STBSB0127 8.95%IF5 | STB | TNTGLIP3KDL6 | S21BF | 21 | | | | 100,000 | 0,00 % | NC | | | | 100,000 | 0 | 0 | 0 |
| STBSB0127T+2.55IF5 | STB | TN4U MPL967X2 | S21BV | 21 | | | | 100,000 | 0,00 % | NC | | | | 100,000 | 0 | 0 | 0 |
| STBSC0127 9.1% AP5 | STB | TNXFR5BNBPM9 | S21CF | 21 | | | | 100,000 | 0,00 % | NC | | | | 100,000 | 0 | 0 | 0 |
| STBSC0127T+2.7%AP5 | STB | TN2MYCP047G7 | S21CV | 21 | | | | 100,000 | 0,00 % | NC | | | | 100,000 | 0 | 0 | 0 |
| STBSD0127 9.35%IF5 | STB | TNL6Z2LXMEP5 | S21DF | 21 | | | | 100,000 | 0,00 % | NC | | | | 100,000 | 1 | 2 200 | 224 227 |
| STBSE0127 8.7% AP5 | STB | TNOR77XCOAH0 | S21EF | 21 | | | | 100,000 | 0,00 % | NC | | | | 100,000 | 0 | 0 | 0 |
| BNASB0825 8.5%P7-2 | BNA | TN0003100773 | BNSBF | 21 | | | | 100,000 | 0,00 % | NC | | | | 100,000 | 0 | 0 | 0 |
| BNASB825T+2.25P7-2 | BNA | TN0003100781 | BNSBV | 21 | | | | 100,000 | 0,00 % | NC | | | | 100,000 | 0 | 0 | 0 |
| AB0528 7.0%AP20 | AB | TN0003400330 | ABS8B | 21 | | | | 100,000 | 0,00 % | NC | | | | 100,000 | 0 | 0 | 0 |
| AB0825 T+0.85%AP15 | AB | TN0003400405 | AB825 | 21 | | | | 100,000 | 0,00 % | NC | | | | 100,000 | 0 | 0 | 0 |
| AB SA0226 9% AP5PP | AB | TN0003400652 | ABS3A | 21 | | | | 98,500 | 0,00 % | NC | | | | 98,500 | 0 | 0 | 0 |
| AB SB0226 9.2% AP5 | AB | TN0003400660 | ABS3B | 21 | | | | 99,990 | 0,00 % | NC | | | | 99,200 | 4 | 96 200 | 1 964 667 |
| ABSC0228 9.4%AP7-2 | AB | TN0003400678 | ABS3C | 21 | | | | 100,000 | 0,00 % | NC | | | | 100,000 | 0 | 0 | 0 |
| AB SA0428T+2.7P7-2 | AB | TN0003400686 | ABS1A | 21 | | | | 100,000 | 0,00 % | NC | | | | 100,000 | 0 | 0 | 0 |
| AB SB0431T+2.8AP10 | AB | TN0003400694 | ABS1B | 21 | | | | 100,000 | 0,00 % | NC | | | | 100,000 | 0 | 0 | 0 |
| ABSA1028 10.05%AP5 | AB | TNDE9EH75A12 | AB3AF | 21 | | | | 100,000 | 0,00 % | NC | | | | 100,000 | 2 | 11 500 | 945 221 |
| ABSA1028T+2.15%AP5 | AB | TNL8PGUB9C93 | AB3AV | 21 | | | | 100,000 | 0,00 % | NC | | | | 100,000 | 0 | 0 | 0 |
| ABSC1030 10.2%P7-2 | AB | TN5PTKYMCD13 | AB3CF | 21 | | | | 100,000 | 0,00 % | NC | | | | 100,000 | 0 | 0 | 0 |
| ABSC1030T+2.3%P7-2 | AB | TNTMJ1DJ4SH4 | AB3CV | 21 | | | | 100,000 | 0,00 % | NC | | | | 100,000 | 0 | 0 | 0 |
| ABSD1030 10.3% IF7 | AB | TN0GGA4FRX47 | AB3DF | 21 | | | | 100,000 | 0,00 % | NC | | | | 100,000 | 0 | 0 | 0 |
| ABSD1030 T+2.4%IF7 | AB | TNR3ZRJWC984 | AB3DV | 21 | | | | 100,000 | 0,00 % | NC | | | | 100,000 | 0 | 0 | 0 |
| ATB0527T+1.75%AP20 | ATB | TN0003600491 | ATB7C | 21 | | | | 100,000 | 0,00 % | NC | | | | 100,000 | 0 | 0 | 0 |
| ATB0532T+2.0%AP25 | ATB | TN0003600509 | ATB7D | 21 | | | | 100,000 | 0,00 % | NC | | | | 100,000 | 0 | 0 | 0 |
| ATB0529 5.9%P20-5 | ATB | TN0003600582 | ATB82 | 21 | | | | 100,000 | 0,00 % | NC | | | | 100,000 | 0 | 0 | 0 |
| ATBSB0328T+2.1AP10 | ATB | TN0003600657 | ATBSB | 21 | | | | 100,000 | 0,00 % | NC | | | | 100,000 | 0 | 0 | 0 |
| UIB0729 5.85%AP20 | UIB | TN0003900248 | UB91C | 21 | | | | 95,000 | 0,00 % | NC | | | | 100,000 | 2 | 319 | 7 922 |
| UIB0831 6.3%P20 | UIB | TN0003900263 | U111B | 21 | | | | 91,570 | 0,00 % | NC | | | | 90,330 | 7 | 2 457 | 81 753 |
| UIB0133 6.70% AP20 | UIB | TN0003900305 | UB21C | 21 | | | | 100,000 | 0,00 % | NC | | | | 100,000 | 0 | 0 | 0 |
| BTQ0230 5.85%P20 | BTQ | TN0004620142 | BTQ9D | 21 | | | | 100,000 | 0,00 % | NC | | | | 100,000 | 0 | 0 | 0 |
| BTQ0130 T+2.5% AP5 | BTQ | TN3Z8RRRN997 | BTK24 | 21 | | | | 100,000 | 0,00 % | NC | | | | 100,000 | 1 | 8 000 | 835 329 |
| WIBIC0626 10.75%P7 | WIFACK INTERNATIONAL BANK | TN0007200199 | WB19C | 21 | | | | 98,000 | 0,00 % | NC | | | | 98,000 | 0 | 0 | 0 |
| WIB ID 0626 11%P7 | WIFACK INTERNATIONAL BANK | TN0007200207 | WB19D | 21 | | | | 95,000 | 0,00 % | NC | | | | 95,000 | 0 | 0 | 0 |
| WIB A 0128 9.25%AP5 | WIFACK INTERNATIONAL BANK | TNR4CLXNS261 | WB22A | 21 | | | | 100,000 | 0,00 % | NC | | | | 100,000 | 0 | 0 | 0 |
| WIBB0130 9.75%P7-2 | WIFACK INTERNATIONAL BANK | TNGK3B3UUB12 | WB22B | 21 | | | | 100,000 | 0,00 % | NC | | | | 100,000 | 0 | 0 | 0 |
| WC0133 10.25%P10-2 | WIFACK INTERNATIONAL BANK | TNMC9HTIB5A4 | WB22C | 21 | | | | 100,000 | 0,00 % | NC | | | | 100,000 | 0 | 0 | 0 |
| ABCB0627 11,5%P7-2 | ABC TUNISIE | TN0007780075 | AC20B | 21 | | | | 100,000 | 0,00 % | NC | | | | 104,900 | 1 | 920 | 61 218 |
| TLFSB 0126 11%P7-2 | TUNISIE LEASING ET FACTORING | TN0002102085 | T85BF | 21 | | | | 100,600 | 0,00 % | NC | | | | 100,600 | 0 | 0 | 0 |
| TLFSB 0126T+3%P7-2 | TUNISIE LEASING ET FACTORING | TN0002102093 | T85BV | 21 | | | | 100,000 | 0,00 % | NC | | | | 100,000 | 0 | 0 | 0 |
| TL B0626 11.7%P7-2 | TUNISIE LEASING ET FACTORING | TN0002102127 | T91BF | 21 | | | | 102,630 | 0,00 % | NC | | | | 102,630 | 0 | 0 | 0 |
| TLS 50126 10,25%P5 | TUNISIE LEASING ET FACTORING | TN0002102143 | T20SF | 21 | | | | 100,000 | 0,00 % | NC | | | | 100,000 | 0 | 0 | 0 |
| TLFA0426 9.70%AP5 | TUNISIE LEASING ET FACTORING | TN0002102150 | T211A | 21 | | | | 99,510 | 0,00 % | NC | | | | 100,000 | 1 | 100 | 2 031 |
| TLF SA1026 9.8%AP5 | TUNISIE LEASING ET FACTORING | TNZ5BU7F6WY7 | T215A | 21 | | | | 100,880 | 0,00 % | NC | | | | 100,000 | 1 | 500 | 20 831 |
| TLF 0427 9.6% AP5 | TUNISIE LEASING ET FACTORING | TNJYL6N2AEP6 | TL22F | 21 | | | | 100,440 | 0,00 % | NC | | | | 100,440 | 0 | 0 | 0 |
| TLF0427 T+2.75%AP5 | TUNISIE LEASING ET FACTORING | TNKU48FZVRH1 | TL22V | 21 | | | | 100,000 | 0,00 % | NC | | | | 100,000 | 0 | 0 | 0 |
| TLF 1027 10% AP5 | TUNISIE LEASING ET FACTORING | TNKXIV8MEDJ8 | T222F | 21 | | | | 100,000 | 0,00 % | NC | | | | 100,000 | 0 | 0 | 0 |
| TLF1027 T+2.75%AP5 | TUNISIE LEASING ET FACTORING | TNR0099VZUY8 | T222V | 21 | | | | 100,000 | 0,00 % | NC | | | | 100,000 | 0 | 0 | 0 |
| TLF0428 10,55% AP5 | TUNISIE LEASING ET FACTORING | TN99P7ZUER9Y | TL231 | 21 | | | | 100,000 | 0,00 % | NC | | | | 100,000 | 0 | 0 | 0 |
| TLF0129 10,70% AP5 | TUNISIE LEASING ET FACTORING | TNMCJHUZPRD0 | TL23F | 21 | | | | 99,130 | 0,00 % | NC | | | | 100,500 | 6 | 1 572 | 131 299 |
| TLF0129T+2.5%AP5 | TUNISIE LEASING ET FACTORING | TNQYE48RCJT2 | TL23V | 21 | | | | 100,000 | 0,00 % | NC | | | | 100,000 | 0 | 0 | 0 |
| TLF0529 10,60% AP5 | TUNISIE LEASING ET FACTORING | TN45CYEXIYV5 | TL24F | 21 | | | | 100,000 | 0,00 % | NC | | | | 100,000 | 1 | 20 000 | 2 164 373 |
| TLF 0529T+2.5% AP | | | | | | | | | | | | | | | | | |

45 051 109

Capitaux traités sur l'année en TND

Cotation électronique

| Echanges | Quantité | Capitaux en TND |
|----------|-----------|-----------------|
| 2 446 | 1 875 328 | 5 049 022 |

Répartition par catégorie de donneurs d'ordres

| Achat | Echanges | Quantité | Capitaux en TND | Capitaux en % |
|---------------|--------------|------------------|------------------|----------------|
| T. Libre | 2 344 | 1 794 073 | 4 837 763 | 95,82% |
| T. Géré | 101 | 80 255 | 209 099 | 4,14% |
| Etranger Géré | 1 | 1 000 | 2 160 | 0,04% |
| Total | 2 446 | 1 875 328 | 5 049 022 | 100,00% |

| Vente | Echanges | Quantité | Capitaux en TND | Capitaux en % |
|---------------|--------------|------------------|------------------|----------------|
| T. Libre | 2 018 | 1 580 415 | 4 245 846 | 84,09% |
| T. Géré | 403 | 273 413 | 738 463 | 14,63% |
| Etranger Géré | 25 | 21 500 | 64 713 | 1,28% |
| Total | 2 446 | 1 875 328 | 5 049 022 | 100,00% |

Cotation sur Panneaux : Les enchères

| Echanges | Quantité | Capitaux en TND |
|----------|-----------|-----------------|
| 146 | 2 110 996 | 40 002 087 |

Répartition par catégorie de donneurs d'ordres

| Achat | Echanges | Quantité | Capitaux en TND | Capitaux en % |
|--------------|------------|------------------|-------------------|----------------|
| T.Libre | 124 | 1 962 273 | 39 026 351 | 97,56% |
| T.Géré | 22 | 148 723 | 975 736 | 2,44% |
| Total | 146 | 2 110 996 | 40 002 087 | 100,00% |

| Vente | Echanges | Quantité | Capitaux en TND | Capitaux en % |
|--------------|------------|------------------|-------------------|----------------|
| T.Géré | 24 | 411 748 | 22 126 299 | 55,31% |
| T.Libre | 122 | 1 699 248 | 17 875 788 | 44,69% |
| Total | 146 | 2 110 996 | 40 002 087 | 100,00% |

Le Marché Hors Cote : Activité par valeur sur le système de cotation électronique

| Séance du jour | | | | | | | | | | | | Année 2025 | | | | | |
|-------------------|--------------|-------|--------|-----------|---------------|-----------------|---------|--------------|------------|-------------|-------|------------|-----------|------------------|--------------|------------------|------------------|
| Valeur | Code ISIN | MNEMO | Groupe | Echanges | Quantité | Capitaux en TND | Clôture | Var. du Jour | Indicateur | VWAP Veille | VWAP | Var. VWAP | Ouverture | Rendement annuel | Echanges | Quantité | Capitaux en TND |
| SITEX | TN0004300307 | SITEX | 13 | | | | 2,870 | 2,87 % | H | | | | 3,350 | -14,33 % | 10 | 1 170 | 4 151 |
| STE TUN. DU SUCRE | TN0006170013 | STS | 13 | | | | 7,840 | 2,89 % | H | 7,620 | | | 11,620 | -32,53 % | 25 | 1 508 | 15 000 |
| BNA ASSURANCES | TN0007680010 | AMI | 13 | 42 | 16 970 | 56 001 | 3,300 | 0,00 % | | | 3,300 | | 2,450 | 34,69 % | 2 400 | 1 872 342 | 5 029 821 |
| Total | | | | 42 | 16 970 | 56 001 | | | | | | | | | 2 435 | 1 875 020 | 5 048 972 |

Lignes secondaires

| Séance du jour | | | | | | | | | | Année 2025 | | |
|-----------------------|--------------|-------|--------|----------|----------|-----------------|---------------|------------|----|------------|------------|-----------------|
| Emetteur / Valeur | Code ISIN | MNEMO | Groupe | Echanges | Quantité | Capitaux en TND | Dernier cours | Indicateur | | Echanges | Quantité | Capitaux en TND |
| BNA ASSURANCES | | | | | | | | | | | | |
| AMI DA 1/4 110817 | TN0007680044 | AMI17 | 33 | | | | | | NC | 0 | 0 | 0 |
| AMI DA27/35 241120 | TN0007680051 | AMI20 | 33 | | | | | | NC | 11 | 308 | 49 |
| Total | | | | 0 | 0 | 0 | | | | 11 | 308 | 49 |