

Sommaire

Page

-Indicateurs de la séance & Activité des marchés

2

-Palmarès de la Séance

3

-Activité des marchés sur l'année

4

-Le Marché Principal

5

· Activité sur l'année par compartiment et par groupe de cotation

5

· Activité détaillée par valeur

6

· Répartition du volume des transactions sur l'année par catégorie de donneurs d'ordres

8

-Le Marché Obligataire

10

-Le Marché Hors-cote

13

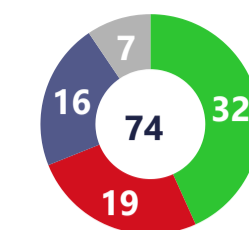
| Capitaux traités en TND | | |
|--------------------------|--------------------------|----------|
| Séance du jour | Cumul annuel 2025 | |
| 8 894 460 | 1 394 876 441 | 78,36 % |
| Total | Total | |
| 7 457 965 | 504 639 517 | 46,79 % |
| Cote : Titres de Capital | Cote : Titres de Capital | |
| 15 419 | 170 388 158 | 339,22 % |
| Cote : Titres de créance | Cote : Titres de créance | |
| 210 | 4 615 141 | 121,10 % |
| Hors Cote | Hors Cote | |
| 1 420 867 | 714 894 615 | 79,89 % |
| Enregistrements | Enregistrements | |
| 0 | 339 010 | 216,53K% |
| Déclarations | Déclarations | |

| Quantités traitées | | |
|-------------------------|-------------------------|------------|
| Séance du jour | Cumul annuel 2025 | |
| 850 183 | 92 534 811 | 53,94 % |
| Total | Total | |
| 823 471 | 61 963 543 | 78,82 % |
| Cote: Titres de capital | Cote: Titres de capital | |
| 15 | 2 185 762 | 207,94 % |
| Cote: Titres de Créance | Cote: Titres de créance | |
| 20 | 1 281 430 | 224,93 % |
| Hors Cote | Hors cote | |
| 26 677 | 27 103 307 | 11,28 % |
| Enregistrements | Enregistrements | |
| 0 | 769 | 15280,00 % |
| Déclarations | Déclarations | |

| Nombre de Transactions | | |
|--------------------------|--------------------------|----------|
| Séance du jour | Cumul annuel 2025 | |
| 2 739 | 156 247 | 70,17 % |
| Total | Total | |
| 2 728 | 154 144 | 71,72 % |
| Cote: Titres de capital | Cote: Titres de capital | |
| 1 | 259 | -74,68 % |
| Cote : Titres de créance | Cote : Titres de créance | |
| 1 | 1 447 | 137,99 % |
| Hors cote | Hors cote | |
| 9 | 395 | -5,73 % |
| Enregistrements | Enregistrements | |
| 0 | 2 | 100,00 % |
| Déclarations | Déclarations | |

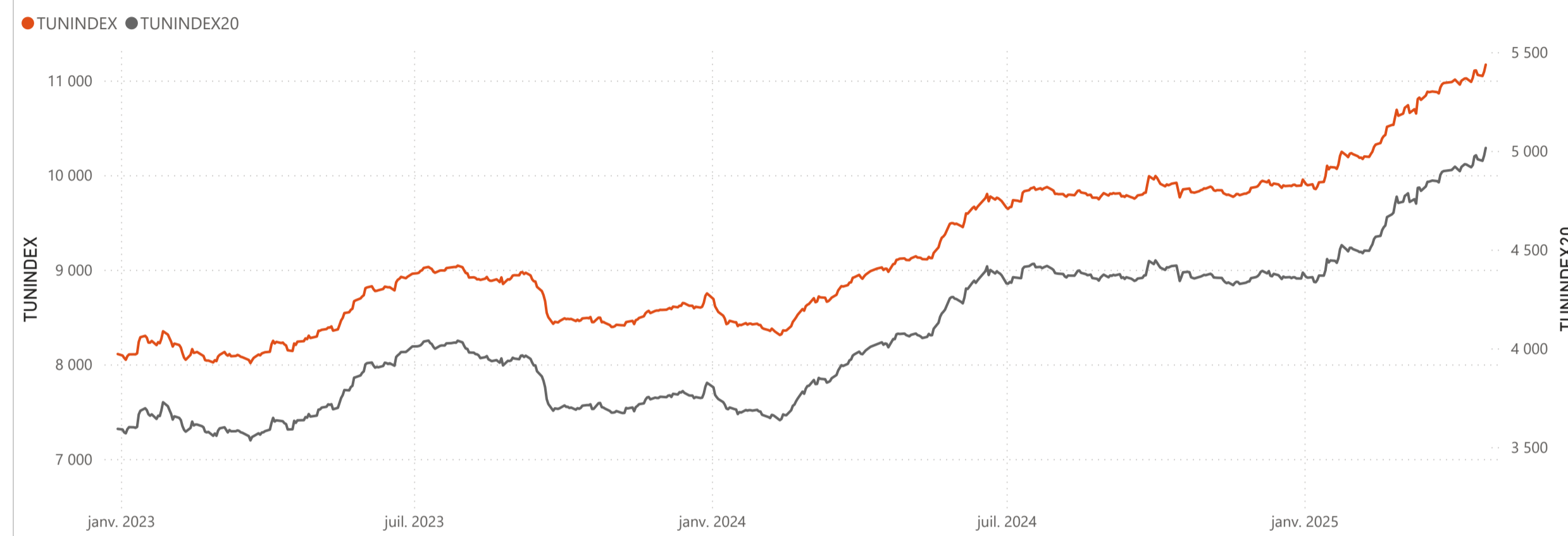
| Cap. Boursière en MD | |
|----------------------|---------------|
| 29 829 | |
| 0,56 % | 12,70 % |
| Var. Jour | Var. annuelle |

| Marchés | Echanges Bloc | Quantité Bloc | Capitaux Bloc | Echanges | Quantité | Capitaux en TND |
|------------------|---------------|---------------|---------------|----------|----------|-----------------|
| Marché Principal | 0 | 0 | 0 | 2 728 | 823 471 | 7 457 965 |

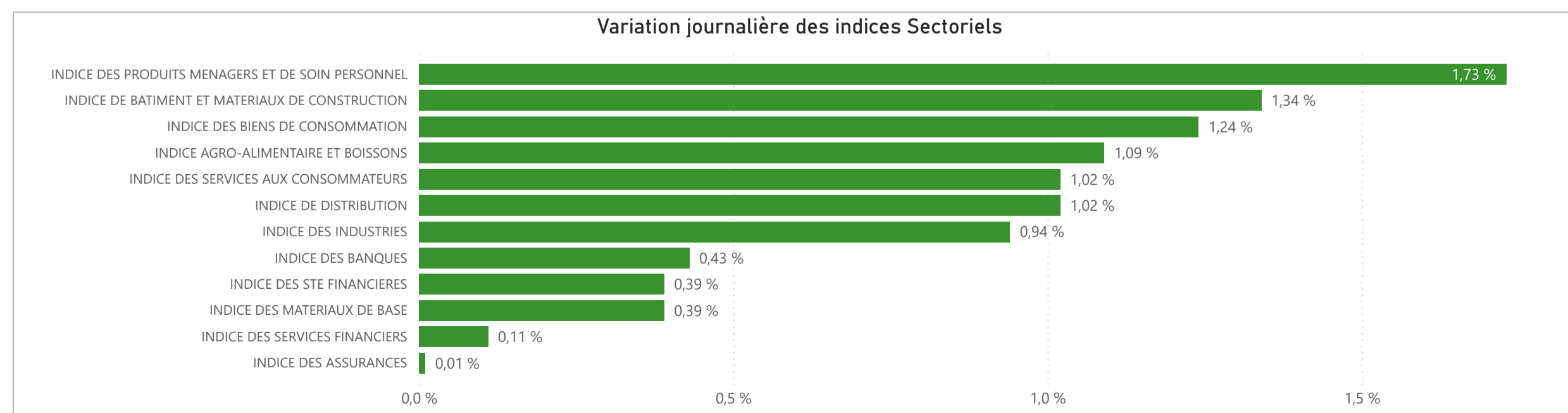


● Hausse ● Baisse ● Inchangé ● NC ● Suspendu

| TUNINDEX | 0,67 % | 12,20 % | Plus haut de l'année | Plus bas de l'année | TUNINDEX20 | 0,79 % | 14,40 % | Plus haut de l'année | Plus bas de l'année |
|-----------|--------------|------------|----------------------|---------------------|------------|--------------|------------|----------------------|---------------------|
| 11 168,06 | Var. du Jour | Var. année | 11 168,06 | 9 852,65 | 5 015,11 | Var. du Jour | Var. année | 5 015,11 | 4 334,94 |
| | | | 23/04/2025 | 08/01/2025 | | | | 23/04/2025 | 08/01/2025 |



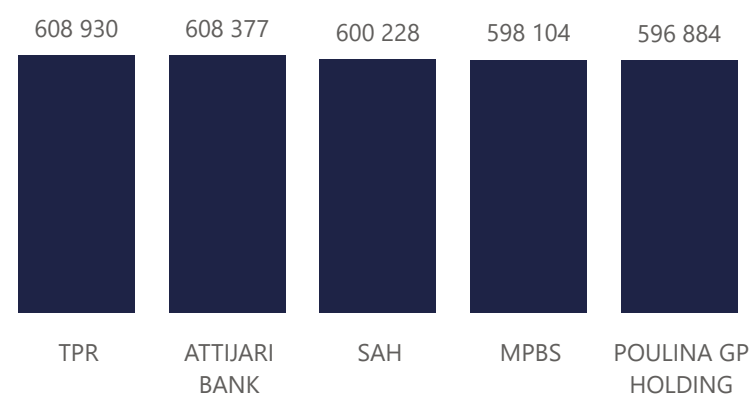
| INDICES SECTORIELS | Indice du Jour | Indice Veille | Var. du Jour | Var. sur l'année | Poids dans TUNINDEX | Plus haut de l'année | Plus bas de l'année |
|---|----------------|---------------|--------------|------------------|---------------------|----------------------|---------------------|
| INDICE DES STE FINANCIERES | 8 341,62 | 8 309,44 | 0,39 % | 11,61 % | 59,16 % | 17/04/2025 | 8 364,88 |
| INDICE DES BANQUES | 7 766,57 | 7 733,50 | 0,43 % | 12,07 % | 52,76 % | 17/04/2025 | 7 797,02 |
| INDICE DES ASSURANCES | 16 128,12 | 16 127,20 | 0,01 % | 6,02 % | 3,24 % | 17/03/2025 | 16 154,14 |
| INDICE DES SERVICES FINANCIERS | 13 744,13 | 13 729,55 | 0,11 % | 9,89 % | 3,16 % | 10/04/2025 | 13 835,44 |
| INDICE DES SERVICES AUX CONSOMMATEURS | 3 568,32 | 3 532,20 | 1,02 % | 14,07 % | 3,39 % | 23/04/2025 | 3 568,32 |
| INDICE DE DISTRIBUTION | 5 621,88 | 5 564,97 | 1,02 % | 14,07 % | 3,39 % | 23/04/2025 | 5 621,88 |
| INDICE DES BIENS DE CONSOMMATION | 9 696,73 | 9 577,80 | 1,24 % | 19,91 % | 22,76 % | 23/04/2025 | 9 696,73 |
| INDICE AGRO-ALIMENTAIRE ET BOISSONS | 11 900,17 | 11 771,80 | 1,09 % | 20,66 % | 17,33 % | 23/04/2025 | 11 900,17 |
| INDICE DES PRODUITS MENAGERS ET DE SOIN PERSONNEL | 3 120,35 | 3 067,35 | 1,73 % | 17,55 % | 5,43 % | 23/04/2025 | 3 120,35 |
| INDICE DES INDUSTRIES | 1 824,55 | 1 807,53 | 0,94 % | -0,69 % | 10,04 % | 14/02/2025 | 1 868,46 |
| INDICE DE BATIMENT ET MATERIAUX DE CONSTRUCTION | 784,53 | 774,17 | 1,34 % | -3,19 % | 3,92 % | 14/01/2025 | 838,63 |
| INDICE DES MATERIAUX DE BASE | 6 185,93 | 6 162,19 | 0,39 % | 21,14 % | 2,66 % | 17/04/2025 | 6 237,47 |



Valeurs les plus actives

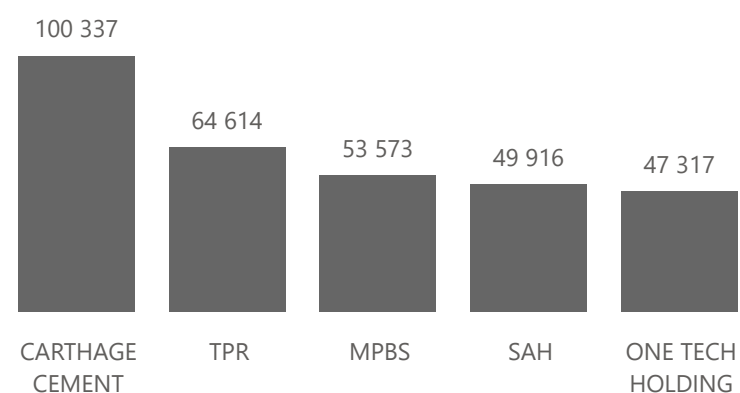
| Valeur | Compartiment | Groupe | Capitaux en TND |
|--------------------|--------------|--------|-----------------|
| TPR | A | 11 | 608 930 |
| ATTIJARI BANK | A | 11 | 608 377 |
| SAH | A | 11 | 600 228 |
| MPBS | B | 11 | 598 104 |
| POULINA GP HOLDING | A | 11 | 596 884 |

Capitaux en TND



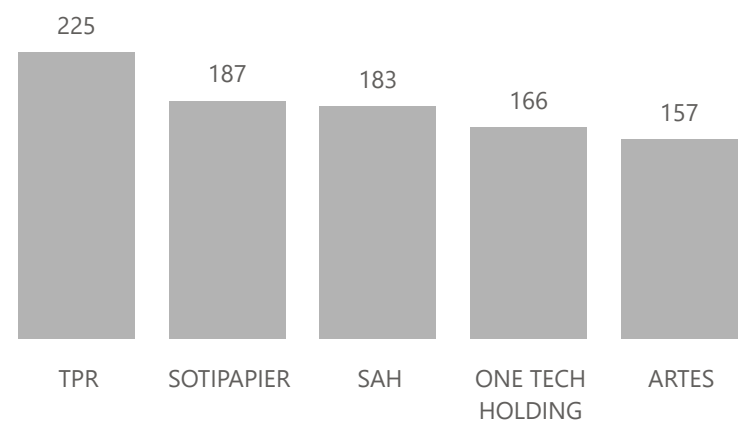
| Valeur | Compartiment | Groupe | Quantité |
|------------------|--------------|--------|----------|
| CARTHAGE CEMENT | A | 11 | 100 337 |
| TPR | A | 11 | 64 614 |
| MPBS | B | 11 | 53 573 |
| SAH | A | 11 | 49 916 |
| ONE TECH HOLDING | A | 11 | 47 317 |

Quantité



| Valeur | Compartiment | Groupe | Echanges |
|------------------|--------------|--------|----------|
| TPR | A | 11 | 225 |
| SOTIPAPIER | B | 11 | 187 |
| SAH | A | 11 | 183 |
| ONE TECH HOLDING | A | 11 | 166 |
| ARTES | A | 11 | 157 |

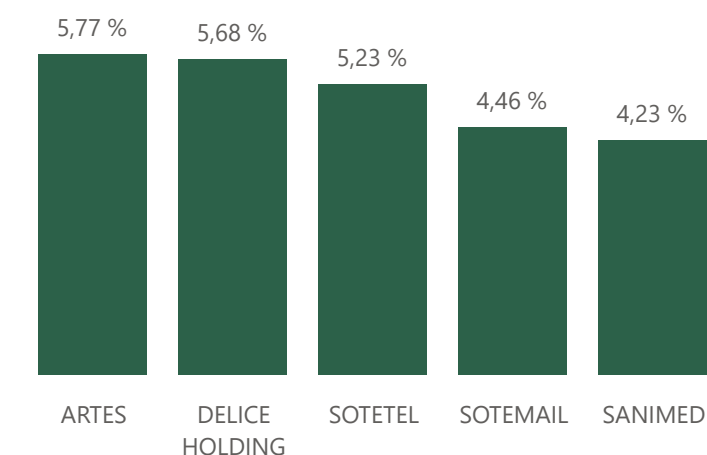
Echanges



Principaux écarts

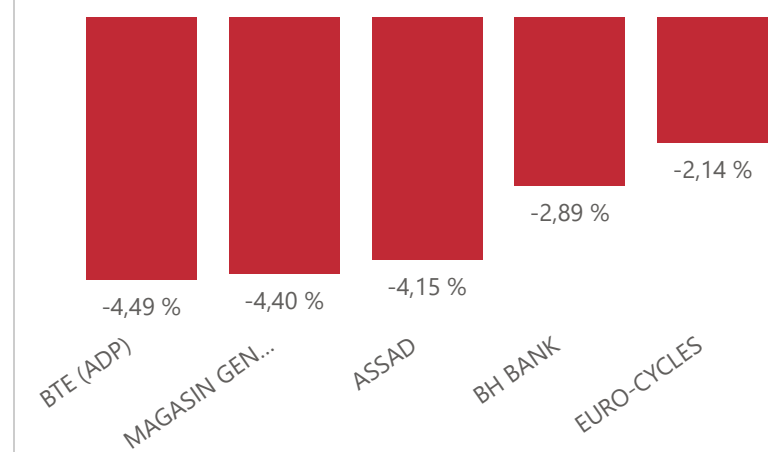
| Valeur | Groupe | Cours de Clôture | Var. du Jour |
|----------------|--------|------------------|--------------|
| ARTES | 11 | 11,180 | 5,77 % |
| DELICE HOLDING | 11 | 24,000 | 5,68 % |
| SOTETEL | 11 | 6,640 | 5,23 % |
| SOTEMAIL | 99 | 2,810 | 4,46 % |
| SANIMED | 12 | 0,740 | 4,23 % |

Top 5 hausses



| Valeur | Groupe | Cours de Clôture | Var. du Jour |
|-----------------|--------|------------------|--------------|
| BTE (ADP) | 12 | 5,740 | -4,49 % |
| MAGASIN GENERAL | 12 | 6,960 | -4,40 % |
| ASSAD | 99 | 2,080 | -4,15 % |
| BH BANK | 11 | 10,090 | -2,89 % |
| EURO-CYCLES | 11 | 13,700 | -2,14 % |

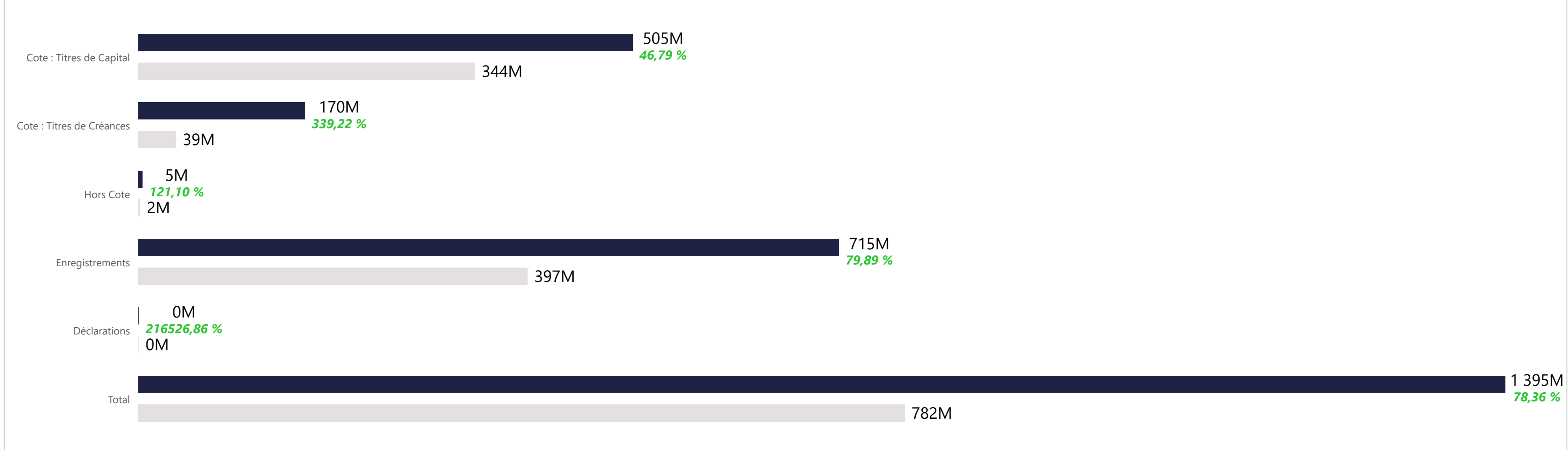
Top 5 baisses



| Marchés | Echanges cumulés 2025 | Echanges cumulés 2024 | Variation | Quantité cumulée 2025 | Quantité cumulée 2024 | Variation | Capitaux cumulés 2025 en TND | Capitaux cumulés 2024 en TND | Variation |
|---------------------------|-----------------------|-----------------------|-----------|-----------------------|-----------------------|------------|------------------------------|------------------------------|-------------|
| Cote : Titres de Capital | 154 144 | 89 766 | 71,72 % | 61 963 543 | 34 650 704 | 78,82 % | 504 639 517 | 343 790 998 | 46,79 % |
| Cote : Titres de Créances | 259 | 1 023 | -74,68 % | 2 185 762 | 709 809 | 207,94 % | 170 388 158 | 38 793 413 | 339,22 % |
| Hors Cote | 1 447 | 608 | 137,99 % | 1 281 430 | 394 370 | 224,93 % | 4 615 141 | 2 087 317 | 121,10 % |
| Enregistrements | 395 | 419 | -5,73 % | 27 103 307 | 24 354 925 | 11,28 % | 714 894 615 | 397 400 714 | 79,89 % |
| Déclarations | 2 | 1 | 100,00 % | 769 | 5 | 15280,00 % | 339 010 | 156 | 216526,86 % |
| Total | 156 247 | 91 817 | 70,17 % | 92 534 811 | 60 109 813 | 53,94 % | 1 394 876 441 | 782 072 598 | 78,36 % |

Evolution des capitaux traités en TND 2025/2024

● Capitaux 2025 ● Capitaux 2024



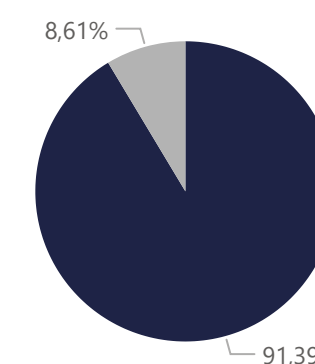
504 639 517

Capitaux traités en TND

| Marché | Echanges | Quantité | Capitaux en TND |
|--------------------------|----------|------------|-----------------|
| Cote : Titres de Capital | 154 144 | 61 963 543 | 504 639 517 |

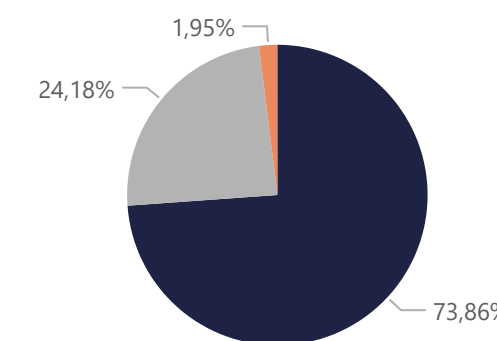
Répartition du volume entre Carnet d'ordres central et Marché de blocs

| Marché | Echanges | Quantité | Capitaux en TND | Capitaux en % |
|-------------------------|----------------|-------------------|--------------------|----------------|
| Carnet d'ordres Central | 154 132 | 58 110 633 | 461 200 037 | 91,39% |
| Marché de Blocs | 12 | 3 852 910 | 43 439 480 | 8,61% |
| Total | 154 144 | 61 963 543 | 504 639 517 | 100,00% |



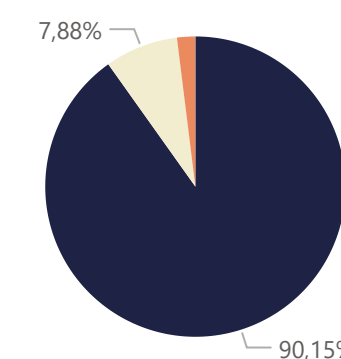
Répartition du volume par Compartiment

| Compartiment | Echanges | Quantité | Capitaux en TND | Capitaux en % |
|--------------|----------------|-------------------|--------------------|----------------|
| A | 96 098 | 36 993 385 | 372 743 160 | 73,86% |
| B | 49 784 | 13 937 335 | 122 039 620 | 24,18% |
| S | 8 261 | 10 955 603 | 9 825 849 | 1,95% |
| Total | 154 144 | 61 963 543 | 504 639 517 | 100,00% |



Répartition du volume par Groupe de cotation

| Groupe de cotation | Echanges | Quantité | Capitaux en TND | Capitaux en % |
|--------------------|----------------|-------------------|--------------------|----------------|
| 11 | 135 552 | 46 602 761 | 454 952 466 | 90,15% |
| 12 | 6 219 | 4 293 854 | 39 768 518 | 7,88% |
| 99 | 8 170 | 10 954 962 | 9 825 824 | 1,95% |
| 32 | 4 203 | 111 966 | 92 709 | 0,02% |
| Total | 154 144 | 61 963 543 | 504 639 517 | 100,00% |

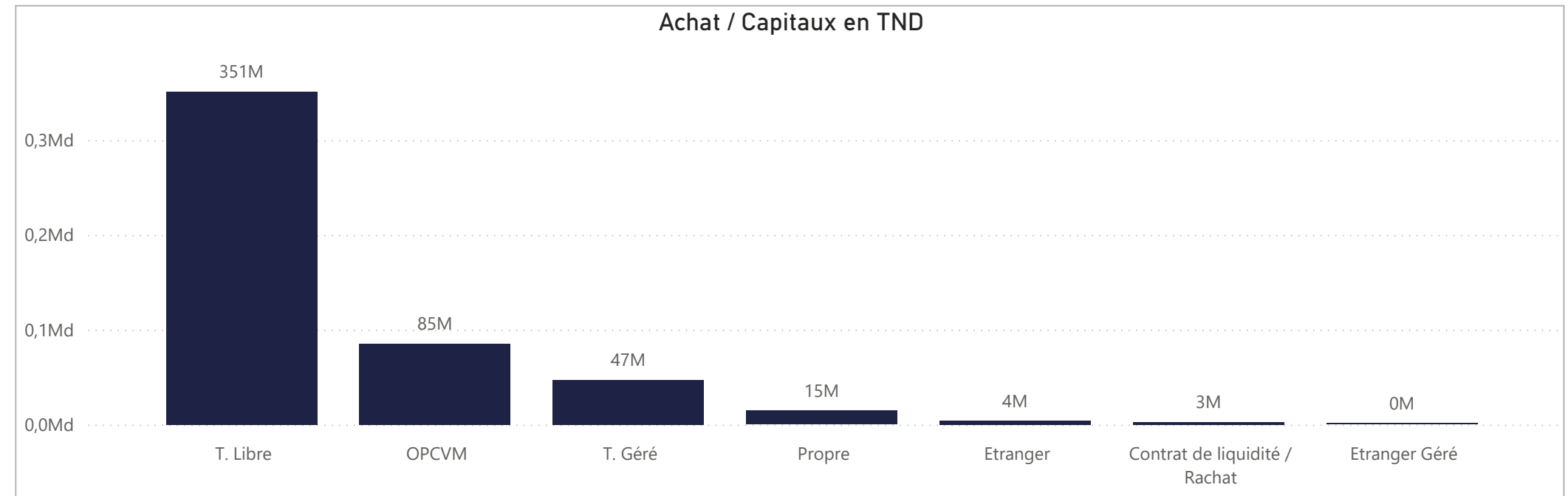


| Séance du jour | | | | | | | | | | | | | | | | | | | | Année 2025 | | | | | | | | | |
|---|--------------|-------|--------------|--------|------------------|--------------------|----------------------|----------------|---------------|---------------|----------------------|------------|----------------|------------------|---------|--------------|------------|-------------|---------|------------|-----------|------------------|-------------------|---------------|----------------------|--------------------|------------|-----------------|------------|
| SECTEUR/VALEUR | Code ISIN | MNEMO | Compartiment | Groupe | Mode de Cotation | Titres Admis | Cap. Boursière en MD | Cap. B En % | Echanges Bloc | Quantité Bloc | Capitaux Bloc en TND | Echanges | Quantité | Capitaux en TND | Clôture | Var. du Jour | Indicateur | VWAP Veille | VWAP | Var. VWAP | Ouverture | Rendement annuel | Echanges Bloc | Quantité Bloc | Capitaux Bloc en TND | Echanges | Quantité | Capitaux en TND | |
| BANQUES | | | | | | 838 256 529 | 13 092,32 | 43,89 % | 0 | 0 | 0 | 430 | 107 406 | 1 702 504 | | | | | | | 0 | 0 | 0 | 31 641 | 11 648 918 | 151 548 722 | | | |
| BIAT | TN0001800457 | BIAT | A | 11 | Continu | 40 800 000 | 4 161,60 | 13,95 % | | | | 53 | 2 754 | 281 389 | 102,000 | 0,13 % | | 101,797 | 102,175 | 0,37 % | 93,830 | 8,71 % | | | 3 475 | 212 834 | 20 884 883 | | |
| ATTIJARI BANK | TN0001600154 | TJARI | A | 11 | Continu | 42 000 000 | 2 846,76 | 9,54 % | | | | 130 | 9 055 | 608 377 | 67,780 | 1,35 % | | 66,396 | 67,187 | 1,19 % | 51,500 | 41,32 % | | | 6 742 | 574 521 | 37 846 543 | | |
| AMEN BANK | TN0003400058 | AB | A | 11 | Continu | 34 920 000 | 1 445,69 | 4,85 % | | | | 56 | 10 319 | 425 967 | 41,400 | 0,24 % | | 41,195 | 41,280 | 0,21 % | 36,900 | 12,20 % | | | 5 892 | 1 140 400 | 43 343 011 | | |
| BT | TN0002200053 | BT | A | 11 | Continu | 270 000 000 | 1 406,70 | 4,72 % | | | | 74 | 24 691 | 128 264 | 5,210 | 0,58 % | | 5,164 | 5,195 | 0,60 % | 5,190 | 0,39 % | | | 2 390 | 1 861 183 | 9 411 605 | | |
| UIB | TN0003900107 | UIB | A | 11 | Continu | 32 560 000 | 732,60 | 2,46 % | | | | 13 | 1 764 | 39 758 | 22,500 | 0,00 % | | 22,500 | 22,538 | 0,17 % | 22,300 | 0,90 % | | | 603 | 151 080 | 3 391 952 | | |
| BNA | TN0003100609 | BNA | A | 11 | Continu | 64 000 000 | 582,40 | 1,95 % | | | | 26 | 4 013 | 36 443 | 9,100 | 0,00 % | | 9,018 | 9,081 | 0,70 % | 8,180 | 11,25 % | | | 4 226 | 2 043 653 | 17 642 213 | | |
| BH BANK | TN0001900604 | BH | A | 11 | Continu | 47 600 000 | 480,28 | 1,61 % | | | | 13 | 2 543 | 25 604 | 10,090 | -2,89 % | | 10,112 | 10,069 | -0,43 % | 12,700 | -20,55 % | | | 1 092 | 192 444 | 2 377 653 | | |
| STB | TN0002600955 | STB | A | 11 | Continu | 155 375 000 | 442,82 | 1,48 % | | | | 26 | 25 462 | 71 845 | 2,850 | 0,00 % | | 2,815 | 2,822 | 0,25 % | 4 049 | -4,04 % | | | 2 997 779 | 8 338 950 | | | |
| UBCI | TN0002400505 | UBCI | A | 12 | Fixing | 20 001 529 | 420,03 | 1,41 % | | | | 2 | 2 | 42 | 21,000 | 0,00 % | | | 21,000 | | 21,500 | -2,33 % | | | 102 | 37 360 | 759 880 | | |
| ATB | TN0003600350 | ATB | A | 11 | Continu | 100 000 000 | 310,00 | 1,04 % | | | | 19 | 25 925 | 79 645 | 3,100 | 0,98 % | | 3,079 | 3,072 | -0,23 % | 2,800 | 10,71 % | | | 2 337 | 2 330 995 | 6 852 187 | | |
| WIFACK INT BANK | TN0007200017 | WIFAK | A | 11 | Continu | 30 000 000 | 257,70 | 0,86 % | | | | 1 | 46 | 395 | 8,590 | 0,00 % | | | 8,590 | | 9,000 | -4,56 % | | | 263 | 52 168 | 449 113 | | |
| BTE (ADP) | TN0001300557 | BTE | B | 12 | Fixing | 1 000 000 | 5,74 | 0,02 % | | | | 17 | 832 | 4 776 | 5,740 | -4,49 % | | 6,010 | 5,740 | -4,49 % | 3,350 | 71,34 % | | | 470 | 54 501 | 250 733 | | |
| AGRO ALIMENTAIRE ET BOISSONS | | | | | | 516 820 147 | 7 198,27 | 24,13 % | 0 | 0 | 0 | 289 | 74 960 | 1 259 758 | | | | | | | 2 | 140 000 | 3 020 500 | 16 445 | 5 103 185 | 67 454 017 | | | |
| SFBT | TN0001100254 | SFBT | A | 11 | Continu | 268 125 000 | 3 204,09 | 10,74 % | | | | 48 | 8 032 | 95 639 | 11,950 | 0,08 % | | 11,816 | 11,907 | 0,77 % | 11,600 | 3,02 % | | | 5 397 | 1 734 995 | 20 497 913 | | |
| POULINA GP HOLDING | TN0005700018 | PGH | A | 11 | Continu | 180 003 600 | 2 529,05 | 8,48 % | | | | 110 | 42 505 | 596 884 | 14,050 | -1,06 % | | 14,137 | 14,043 | -0,66 % | 8,680 | 61,87 % | | | 5 202 | 2 035 250 | 22 468 527 | | |
| DELICE HOLDING | TN0007670011 | DH | A | 11 | Continu | 54 907 262 | 1 317,77 | 4,42 % | | | | 112 | 23 953 | 562 233 | 24,000 | 5,68 % | | 22,783 | 23,472 | 3,02 % | 16,090 | 49,16 % | | 2 | 140 000 | 3 020 500 | 4 563 | 1 080 407 | 21 761 976 |
| LAND OR | TN0007510019 | LNDOR | B | 11 | Continu | 13 784 285 | 147,35 | 0,49 % | | | | 19 | 470 | 5 003 | 10,690 | 2,79 % | | 10,178 | 10,644 | 4,58 % | 10,350 | 3,29 % | | | 1 283 | 252 533 | 2 725 600 | | |
| DISTRIBUTION | | | | | | 194 111 628 | 1 571,31 | 5,27 % | 0 | 0 | 0 | 283 | 50 378 | 534 605 | | | | | | | 4 | 2 372 088 | 17 268 808 | 13 024 | 6 061 104 | 45 454 852 | | | |
| ARTES | TN0007300015 | ARTES | A | 11 | Continu | 38 250 000 | 427,64 | 1,43 % | | | | 157 | 26 553 | 292 113 | 11,180 | 5,77 % | | 10,575 | 11,001 | 4,03 % | 8,200 | 36,34 % | | | 2 924 | 1 014 063 | 10 285 155 | | |
| ENNAKL AUTOMOBILES | TN0007410012 | NAKL | A | 11 | Continu | 30 000 000 | 348,00 | 1,17 % | | | | 3 | 40 | 455 | 11,600 | 0,09 % | | 11,539 | 11,378 | -1,40 % | 10,610 | 9,33 % | | 1 | 117 088 | 1 461 258 | 590 | 187 294 | 2 256 491 |
| CITY CARS | TN0007550015 | CITY | A | 11 | Continu | 18 000 000 | 289,62 | 0,97 % | | | | 14 | 2 936 | 46 918 | 16,090 | 0,56 % | | 15,992 | 15,980 | -0,08 % | 12,700 | 26,69 % | | | 1 368 | 240 598 | 3 544 028 | | |
| SMART TUNISIE | TNQPQXRODTH8 | SMART | B | 11 | Continu | 10 123 443 | 132,92 | 0,45 % | | | | 23 | 3 668 | 48 184 | 13,130 | 0,00 % | | 13,257 | 13,136 | -0,91 % | 13,650 | -3,81 % | | | 2 261 | 339 817 | 4 528 656 | | |
| MAGASIN GENERAL | TN0006440010 | MAG | B | 12 | Fixing | 15 777 070 | 109,81 | 0,37 % | | | | | | 6,960 | -4,40 % | B | | 7,280 | | | 6,990 | -0,43 % | | 3 | 2 255 000 | 15 807 550 | 123 | 2 261 323 | 15 851 935 |
| MONOPRIX | TN0001000108 | MNP | B | 12 | Fixing | 25 345 736 | 100,12 | 0,34 % | | | | 6 | 625 | 2 469 | 3,950 | 0,00 % | | 3,950 | 3,950 | 0,00 % | 3,550 | 11,27 % | | | 302 | 112 683 | 408 548 | | |
| SOTUMAG | TN0006580013 | MGR | B | 11 | Continu | 13 200 000 | 88,44 | 0,30 % | | | | 18 | 1 571 | 10 536 | 6,700 | 0,00 % | | 6,522 | 6,707 | 2,84 % | 6,250 | 7,20 % | | | 1 048 | 655 547 | 2 282 679 | | |
| STA | TNNGTFLC2986 | STA | B | 11 | Continu | 2 000 000 | 47,98 | 0,16 % | | | | 35 | 5 336 | 127 352 | 23,990 | 0,88 % | | 23,456 | 23,867 | 1,75 % | 21,000 | 14,24 % | | | 2 471 | 229 903 | 5 038 811 | | |
| UADH | TN0007690019 | UADH | S | 99 | Fixing | 36 953 847 | 18,85 | 0,06 % | | | | 22 | 8 344 | 4 255 | 0,510 | 4,08 % | | 0,490 | 0,510 | 4,08 % | 0,540 | -5,56 % | | | 1 022 | 926 556 | 449 435 | | |
| CELLCOM | TN0007590011 | CELL | B | 12 | Fixing | 4 461 532 | 7,94 | 0,03 % | | | | 5 | 1 305 | 2 323 | 1,780 | 1,71 % | | 1,750 | 1,780 | 1,71 % | 2,340 | -23,93 % | | | 915 | 383 320 | 809 114 | | |
| ASSURANCE | | | | | | 60 467 693 | 1 441,59 | 4,83 % | 0 | 0 | 0 | 106 | 18 509 | 144 571 | | | | | | | 3 | 51 822 | 5 112 092 | 2 737 | 605 425 | 15 839 185 | | | |
| STAR | TN0006060016 | STAR | A | 12 | Fixing | 2 307 693 | 472,34 | 1,58 % | | | | 9 | 127 | 25 994 | 204,680 | 0,00 % | | 204,686 | 204,680 | -0,00 % | 178,000 | 14,99 % | | 2 | 17 736 | 3 595 265 | 727 | 53 752 | 10 612 318 |
| ASTREE | TN0003000452 | AST | A | 12 | Fixing | 6 000 000 | 273,00 | 0,92 % | | | | 4 | 192 | 8 736 | 45,500 | 0,00 % | | 45,500 | 45,500 | 0,00 % | 46,000 | -1,09 % | | 1 | 34 086 | 1 516 827 | 62 | 36 712 | 1 635 596 |
| ASSUR MAGHREBIA | TN0007830011 | ASSMA | A | 12 | Fixing | 4 500 000 | 229,46 | 0,77 % | | | | 1 | 1 | 51 | 50,990 | -0,02 % | | 51,000 | 50,990 | -0,02 % | 51,480 | -0,95 % | | | 372 | 8 574 | 433 885 | | |
| BH ASSURANCE | TN0006550016 | BHASS | B | 12 | Fixing | 2 660 000 | 159,60 | 0,54 % | | | | 1 | 30 | 1 800 | 60,000 | -1,07 % | | 60,650 | 60,000 | -1,07 % | 49,000 | 22,45 % | | | 15 | 2 016 | 122 068 | | |
| TUNIS RE | TN0007380017 | TRE | B | 11 | Continu | 20 000 000 | 157,20 | 0,53 % | | | | 2 | 415 | 3 263 | 7,860 | -1,75 % | | | 7,862 | | 8,200 | -4,15 % | | | 283 | 40 533 | 317 420 | | |
| ASSU MAGHREBIA VIE | TNDKJ8068X14 | AMV | B | 11 | Continu | 25 000 000 | 150,00 | 0,50 % | | | | 89 | 17 744 | 104 727 | 6,000 | 2,56 % | | 5,825 | 5,902 | 1,32 % | 6,150 | -2,44 % | | | 1 278 | 463 838 | 2 717 898 | | |
| BIENS ET SERVICES INDUSTRIELS | | | | | | 135 098 475 | 1 334,55 | 4,47 % | 0 | 0 | 0 | 225 | 64 747 | 628 231 | | | | | | | 3 | 1 289 000 | 18 038 080 | 14 930 | 6 427 627 | 63 970 479 | | | |
| ONE TECH HOLDING | TN0007530017 | OTH | A | 11 | Continu | 80 400 000 | 733,25 | 2,46 % | | | | 166 | 47 317 | 429 690 | 9,120 | 0,66 % | | 8,988 | 9,081 | 1,03 % | 9,300 | -1,94 % | | | 7 771 | 2 540 609 | 22 867 380 | | |
| SOTUVER | TN0006560015 | SOTUV | A | 11 | Continu | 39 254 475 | 549,56 | 1,84 % | | | | 38 | 13 183 | 184 525 | 14,000 | 0,65 % | | 13,904 | 13,997 | 0,67 % | 12,610 | 11,02 % | | 3 | 1 289 000 | 18 038 080 | 5 413 | 2 684 368 | 37 026 335 |
| SIAME | TN0006590012 | SIAME | B | 11 | Continu | 15 444 000 | 51,74 | 0,17 % | | | | 21 | 4 247 | 14 016 | 3,350 | 1,52 % | | 3,328 | 3,300 | -0,84 % | 3,580 | -6,42 % | | | 1 746 | 1 202 650 | 4 076 764 | | |
| PRODUITS MENAGERS ET DE SOIN PERSONNEL | | | | | | 118 291 178 | 1 237,19 | 4,15 % | 0 | 0 | 0 | 351 | 94 143 | 1 037 676 | | | | | | | 0 | 0 | 0 | 17 811 | 3 956 904 | 38 560 814 | | | |
| SAH | TN0007610017 | SAH | A | 11 | Continu | 84 015 979 | 1 019,95 | 3,42 % | | | | 183 | 49 916 | 600 | | | | | | | | | | | | | | | |

| Séance du jour | | | | | | | | | | Année 2025 | | |
|--------------------------------------|---------------|-------|--------|----------|----------|-----------------|---------------|------------|----------|------------|-----------------|--|
| Secteur / Emetteur / Valeur | Code ISIN | MNEMO | Groupe | Echanges | Quantité | Capitaux en TND | Dernier cours | Indicateur | Echanges | Quantité | Capitaux en TND | |
| TECHNOLOGIE | | | | | | | | | | | | |
| TELNET HOLDING | | | | | | | | | | | | |
| TUN DA 1/10 010719 | TN0007440035 | TLN19 | 32 | | | | | NC | 16 | 52 | 29 | |
| BANQUES | | | | | | | | | | | | |
| ATTIJARI BANK | | | | | | | | | | | | |
| TJARI - (Da) | TN0001600162 | TJADA | 32 | | | | | NC | 9 | 36 | 117 | |
| TJARI - Da39 | TN0001600261 | TJA39 | 32 | | | | | NC | 0 | 0 | 0 | |
| TJARIDA1/40 250518 | TN0001600501 | TJA18 | 32 | 6 | 36 | 50 | 1,400 | | 62 | 756 | 967 | |
| BIAT | | | | | | | | | | | | |
| BIAT Da32 4/60 | TN0001800465 | BIA32 | 32 | | | | | NC | 2 | 60 | 591 | |
| BIAT Da36 1/20 | TN0001800507 | BIA36 | 32 | | | | | NC | 55 | 354 | 1 212 | |
| BIAT Da1/20 290620 | TN0001800622 | BIA20 | 32 | 4 | 12 | 54 | 4,500 | | 124 | 693 | 2 688 | |
| BIAT DA1/7 291124 | TN63R178F70 | BIA24 | 32 | 15 | 27 | 354 | 13,100 | | 575 | 1 702 | 20 990 | |
| FBANK | | | | | | | | | | | | |
| BQ HABITAT (Da) | TN0001900612 | BHDA | 32 | | | | | NC | 5 | 12 | 3 | |
| BH Da 1/20 150999 | TN0001900679 | BH12 | 32 | | | | | NC | 1 | 2 | 2 | |
| BH DA1/25 14022000 | TN0001900711 | BH14 | 32 | | | | | NC | 5 | 55 | 7 | |
| BHDA 1/15 28052007 | TN0001900778 | BHDA7 | 32 | | | | | NC | 0 | 0 | 0 | |
| BH DA 1/3 270715 | TN0001900901 | BH15 | 32 | 2 | 2 | 0 | 0,010 | | 6 | 6 | 12 | |
| BH DA 1/5 171117 | TN0001900992 | BH17 | 32 | | | | | NC | 16 | 51 | 47 | |
| BT | | | | | | | | | | | | |
| BQ DE TSIE - Da | TN0002200103 | BTDA | 32 | | | | | NC | 0 | 0 | 0 | |
| Bt Da 3/10 170599 | TN0002200210 | BT149 | 32 | | | | | NC | 4 | 7 | 52 | |
| BTDa1/7(12/01) | TN0002200251 | BT154 | 32 | | | | | NC | 5 | 12 | 35 | |
| BT Da 1/2 23052006 | TN0002200319 | BTDA6 | 32 | | | | | NC | 2 | 2 | 15 | |
| BT Da 1/2 10106109 | TN0002200327 | BTDA9 | 32 | | | | | NC | 3 | 3 | 16 | |
| BT DA 1/2 280613 | TN0002200335 | BT13 | 32 | | | | | NC | 14 | 21 | 23 | |
| BT DA 1/5 03062016 | TN0002200343 | BT16 | 32 | | | | | NC | 18 | 33 | 36 | |
| BT DA 1/4 04052018 | TN0002200350 | BT18 | 32 | | | | | NC | 26 | 63 | 77 | |
| BT DA 1/5 10052022 | TNYHLWKKDE9D7 | BT22 | 32 | | | | | NC | 52 | 199 | 139 | |
| UBCI | | | | | | | | | | | | |
| UBCI Da 1/6 010900 | TN0002400570 | UBC00 | 32 | | | | | NC | 0 | 0 | 0 | |
| UBCI Da 3/7 010704 | TN0002400646 | UBC04 | 32 | | | | | NC | 0 | 0 | 0 | |
| UBCI Da 1/2 150710 | TN0002400653 | UBC10 | 32 | | | | | NC | 0 | 0 | 0 | |
| UBCI Da8/33 141013 | TN0002400695 | UBC13 | 32 | | | | | NC | 11 | 99 | 421 | |
| BNA | | | | | | | | | | | | |
| BNA Da 1/10 040509 | TN0003100623 | BNA09 | 32 | | | | | NC | 0 | 0 | 0 | |
| BNA Da 1/10 20051018 | TN0003100740 | BNA18 | 32 | | | | | NC | 8 | 11 | 0 | |
| BNA Da 1/55 150419 | TN0003100815 | BNA19 | 32 | 1 | 45 | 6 | 0,140 | | 19 | 254 | 17 | |
| AB | | | | | | | | | | | | |
| AB Da 26 3/37 | TN0003400108 | AB26 | 32 | | | | | NC | 0 | 0 | 0 | |
| AB Da 29 3/40 | TN0003400116 | AB29 | 32 | | | | | NC | 0 | 0 | 0 | |
| AB Da 34 2/59 | TN0003400157 | AB34 | 32 | | | | | NC | 0 | 0 | 0 | |
| AB Da 1/27 | TN0003400207 | ABA38 | 32 | | | | | NC | 0 | 0 | 0 | |
| ABDA 1/14 11122007 | TN0003400272 | ABDA7 | 32 | | | | | NC | 0 | 0 | 0 | |
| AB Da 3/37 281209 | TN0003400371 | ABDA9 | 32 | | | | | NC | 2 | 2 | 6 | |
| AB Da 1/10 110613 | TN0003400454 | AB13 | 32 | | | | | NC | 3 | 6 | 28 | |
| AB DA1/24 01082016 | TN0003400512 | AB16 | 32 | | | | | NC | 3 | 10 | 0 | |
| AB DA1/25 300617 | TN0003400579 | AB17 | 32 | | | | | NC | 35 | 353 | 355 | |
| AB DA 1/12 102323 | TN0003401287 | AB23 | 32 | | | | | NC | 42 | 212 | 623 | |
| AB DA 2/13 281024 | TN66FMSAS18 | AB24 | 32 | 7 | 28 | 177 | 6,320 | | 186 | 1 047 | 5 489 | |
| ATB | | | | | | | | | | | | |
| ATBDA1/7 0911105 | TN0003600434 | ATBDA | 32 | | | | | NC | 0 | 0 | 0 | |
| ATB Da 1/10 151208 | TN0003600517 | ATB08 | 32 | | | | | NC | 0 | 0 | 0 | |
| ATB Da 1/16 161210 | TN0003600616 | ATB10 | 32 | | | | | NC | 1 | 8 | 0 | |
| WIFACK INTERNATIONAL BANK | | | | | | | | | | | | |
| WIFAK DA1/2 121015 | TN0007200132 | WIF15 | 32 | | | | | NC | 1 | 1 | 0 | |
| ASSURANCE | | | | | | | | | | | | |
| ASTREE | | | | | | | | | | | | |
| AST DA 1/2 140817 | TN0003000528 | AST17 | 32 | | | | | NC | 0 | 0 | 0 | |
| SERVICES FINANCIERS | | | | | | | | | | | | |
| SPOIT SICAF | | | | | | | | | | | | |
| SPOIT Da 1/24 3512 | TN0001400720 | SPD12 | 32 | | | | | NC | 1 | 1 | 0 | |
| TUNISIE LEASING ET FACTORING | | | | | | | | | | | | |
| TUN. LEAS. (Da 10) | TN0002100915 | TLSDA | 32 | | | | | NC | 0 | 0 | 0 | |
| TLS Da 1/4 | TN0002100956 | TLD01 | 32 | | | | | NC | 0 | 0 | 0 | |
| TLS Da 1/5(021202) | TN0002100980 | TL502 | 32 | | | | | NC | 0 | 0 | 0 | |
| TLS Da 1/6(181203) | TN0002101012 | TL503 | 32 | | | | | NC | 0 | 0 | 0 | |
| TLS Da 1/7(061204) | TN0002101061 | TL504 | 32 | | | | | NC | 0 | 0 | 0 | |
| TLS Da1/55(010307) | TN0002101152 | TL507 | 32 | | | | | NC | 0 | 0 | 0 | |
| TLS Da 1/56 030308 | TN0002101210 | TL508 | 32 | | | | | NC | 0 | 0 | 0 | |
| TLS Da 1/57 020309 | TN0002101319 | TL509 | 32 | | | | | NC | 0 | 0 | 0 | |
| TLS Da 1/58 301209 | TN0002101392 | TL592 | 32 | | | | | NC | 6 | 18 | 0 | |
| TLS Da 1/59 010210 | TN0002101400 | TL510 | 32 | | | | | NC | 6 | 20 | 0 | |
| TLS Da 3/80 010213 | TN0002101590 | TL513 | 32 | | | | | NC | 19 | 306 | 213 | |
| TL DA3/83 10022014 | TN0002101749 | TL514 | 32 | | | | | NC | 20 | 544 | 375 | |
| TL DA2/43 02022015 | TN0002101814 | TL515 | 32 | | | | | NC | 11 | 143 | 5 | |
| TL DA1/23 010719 | TN0002102044 | TL519 | 32 | | | | | NC | 26 | 277 | 149 | |
| CIL | | | | | | | | | | | | |
| CIL DA 2007 1/4 | TN0004201042 | CIL07 | 32 | | | | | NC | 0 | 0 | 0 | |
| CIL Da 1/5 301208 | TN0004201117 | CIL08 | 32 | | | | | NC | 1 | 3 | 38 | |
| CIL Da 1/3 110610 | TN0004201216 | CIL10 | 32 | | | | | NC | 0 | 0 | 0 | |
| CIL Da 1/4 030611 | TN0004201281 | CIL11 | 32 | | | | | NC | 1 | 1 | 10 | |
| CIL DA2/5 15052023 | TNEDEJKAP2R7 | CIL23 | 32 | | | | | NC | 3 | 3 | 14 | |
| ATL | | | | | | | | | | | | |
| ATL Da 1/5 290808 | TN0004700266 | ATL08 | 32 | | | | | NC | 0 | 0 | 0 | |
| ATL Da 2/17 261112 | TN0004700472 | ATL12 | 32 | | | | | NC | 5 | 21 | 10 | |
| ATTIJARI LEASING | | | | | | | | | | | | |
| ATTIJARI LS ROMPU | TN0006610141 | TJLR | 32 | | | | | NC | 0 | 0 | 0 | |
| TJL DA 3/17 210717 | TN0006610448 | TJL17 | 32 | | | | | NC | 10 | 40 | 98 | |
| BH LEASING | | | | | | | | | | | | |
| ML DA 1/4 250515 | TN0006720072 | ML15 | 32 | | | | | NC | 6 | 10 | 0 | |
| HANNIBAL LEASE | | | | | | | | | | | | |
| HL DA 1/10 180817 | TN0007310378 | HL17 | 32 | | | | | NC | 0 | 0 | 0 | |
| HL DA37/100 090720 | TN0007310519 | HL20 | 32 | | | | | NC | 6 | 387 | 1 161 | |
| TELECOMMUNICATIONS | | | | | | | | | | | | |
| SOTETEL | | | | | | | | | | | | |
| SOTETEL Da1/6 | TN0006530059 | SOT01 | 32 | | | | | NC | 0 | 0 | 0 | |
| SOT Da 1/5 010102 | TN0006530067 | SOT02 | 32 | | | | | NC | 0 | 0 | 0 | |
| SOT Da 1/5 010703 | TN0006530075 | SOT03 | 32 | | | | | NC | 0 | 0 | 0 | |
| SOT Da 1/10 150704 | TN0006530083 | SOT04 | 32 | | | | | NC | 4 | 10 | 6 | |
| SOT Da1/22 010906 | TN0006530091 | SOT06 | 32 | | | | | NC | 3 | 8 | 0 | |
| DISTRIBUTION | | | | | | | | | | | | |
| MONOPRIX | | | | | | | | | | | | |
| MONOPRIX Da | TN0001000116 | MNPDA | 32 | | | | | NC | 0 | 0 | 0 | |
| MNP Da 1/2 100611 | TN0001000124 | MNP11 | 32 | | | | | NC | 1 | 1 | 0 | |
| MNP Da 1/5 040612 | TN0001000132 | MNP12 | 32 | | | | | NC | 2 | 2 | 0 | |
| MNP Da 1/6 160816 | TN0001000140 | MNP15 | 32 | | | | | NC | 1 | 1 | 0 | |
| MAGASIN GENERAL | | | | | | | | | | | | |
| MAG GEN Da 1/2 | TN0006440028 | MGDA4 | 32 | | | | | NC | 0 | 0 | 0 | |
| SOTUMAG | | | | | | | | | | | | |
| MGR Da1/3 050710 | TN0006580021 | MGR10 | 32 | | | | | NC | 3 | 3 | 3 | |
| MGR Da 1/10 201217 | TN0006580039 | MGR17 | 32 | | | | | NC | 7 | 10 | 5 | |
| ARTES | | | | | | | | | | | | |
| ARTES Da1/4 230712 | TN0007300023 | ART12 | 32 | | | | | NC | 9 | 13 | 22 | |
| ARTES Da1/5 040313 | TN0007300031 | ART13 | 32 | | | | | NC | 13 | 15 | 18 | |
| CITY CARS | | | | | | | | | | | | |
| CITY DA1/3 230919 | TN0007550023 | CTY19 | 32 | | | | | NC | 11 | 13 | 45 | |
| SMART TUNISIE | | | | | | | | | | | | |
| SMART DA1/5 070623 | TN71DY8K058 | SMT23 | 32 | | | | | NC | 87 | 182 | 288 | |
| SMART DA1/6 111124 | TN7PHUMSS9GW2 | SMT24 | 32 | 5 | 7 | 15 | 2,200 | | 146 | 957 | 1 776 | |
| VOYAGE ET LOISIRS | | | | | | | | | | | | |
| TUNISAIR | | | | | | | | | | | | |
| TUNISAIR - Da 01 | TN0001200419 | TAIDA | 32 | | | | | NC | 16 | 55 | 2 | |
| TUNISAIR - Da 04 | TN0001200468 | TAI04 | 32 | | | | | NC | 2 | 11 | 0 | |
| TAIR Da1/10 010799 | TN0001200476 | TAI99 | 32 | | | | | NC | 6 | 61 | 1 | |
| TAIR Da1/10 030700 | TN0001200492 | TAI00 | 32 | | | | | NC | 7 | 75 | 1 | |
| TUNISAIR Da 1/10 | TN0001200518 | TAI01 | 32 | | | | | NC | 9 | 123 | 2 | |
| TAIR Da1/22 310806 | TN0001200534 | TAI06 | 32 | | | | | NC | 1 | 3 | 0 | |
| TAIR Da 1/5 010908 | TN0001200542 | TAI08 | 32 | | | | | NC | 14 | 35 | 2 | |
| TAIR Da1/11 170709 | TN0001200567 | TAI09 | 32 | | | | | NC | 0 | 0 | 0 | |
| SANTE | | | | | | | | | | | | |
| UNIMED | | | | | | | | | | | | |
| UMED D76/509 26716 | TN0007720020 | UMD16 | 32 | | | | | NC | 7 | 708 | 911 | |
| UMD DA1/11/17 40817 | TN0007720032 | UMD17 | 32 | | | | | NC | 33 | 2 308 | 1 234 | |
| AUTOMOBILES ET EQUIPEMENTIERS | | | | | | | | | | | | |
| STIP | | | | | | | | | | | | |
| STIP Da1/10 0703 | TN0005030028 | STIP3 | 32 | | | | | NC | 0 | 0 | 0 | |
| ASSAD | | | | | | | | | | | | |
| ASSDa1/9(01/07/05) | | | | | | | | | | | | |

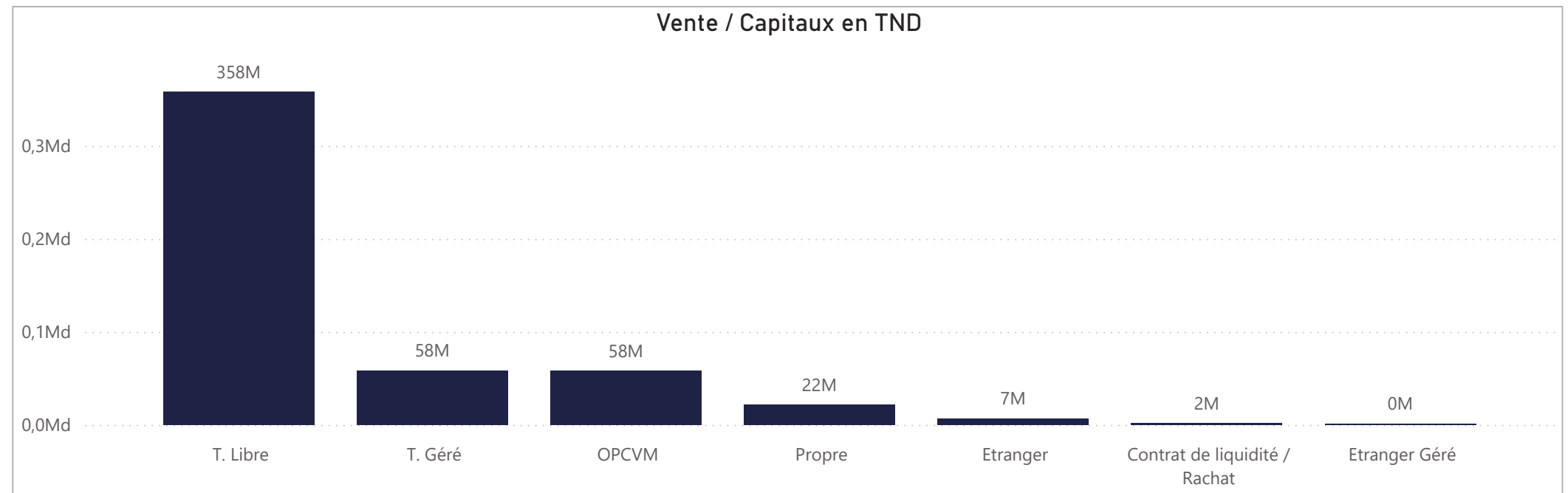
ACHAT

| Achat | Echanges | Quantité | Capitaux en TND | Capitaux en % |
|-------------------------------|----------------|-------------------|--------------------|----------------|
| T. Libre | 125 172 | 46 477 491 | 351 148 772 | 69,58% |
| OPCVM | 12 628 | 7 666 671 | 85 098 313 | 16,86% |
| T. Géré | 13 237 | 5 712 846 | 47 091 687 | 9,33% |
| Propre | 1 367 | 1 172 633 | 14 677 615 | 2,91% |
| Etranger | 653 | 386 883 | 3 909 462 | 0,77% |
| Contrat de liquidité / Rachat | 1 063 | 538 926 | 2 636 104 | 0,52% |
| Etranger Géré | 24 | 8 093 | 77 564 | 0,02% |
| Total | 154 144 | 61 963 543 | 504 639 517 | 100,00% |



VENTE

| Vente | Echanges | Quantité | Capitaux en TND | Capitaux en % |
|-------------------------------|----------------|-------------------|--------------------|----------------|
| T. Libre | 116 222 | 46 862 314 | 358 146 472 | 70,97% |
| T. Géré | 20 741 | 6 226 480 | 58 297 613 | 11,55% |
| OPCVM | 12 581 | 5 222 215 | 57 941 792 | 11,48% |
| Propre | 2 794 | 2 288 477 | 21 657 314 | 4,29% |
| Etranger | 1 292 | 1 251 405 | 6 644 486 | 1,32% |
| Contrat de liquidité / Rachat | 446 | 89 365 | 1 822 291 | 0,36% |
| Etranger Géré | 68 | 23 287 | 129 548 | 0,03% |
| Total | 154 144 | 61 963 543 | 504 639 517 | 100,00% |



ACHAT

Marché Principal

| Mois | Contrat de liquidité / Rachat | Etranger | Etranger Géré | OPCVM | Propre | T. Géré | T. Libre | Total |
|--------------|-------------------------------|------------------|---------------|-------------------|-------------------|-------------------|--------------------|--------------------|
| janvier | 288 356 | 419 638 | 6 429 | 19 172 354 | 1 969 755 | 12 358 439 | 96 066 249 | 130 281 220 |
| février | 940 726 | 1 217 078 | 21 094 | 28 766 147 | 394 941 | 10 131 637 | 76 544 864 | 118 016 486 |
| mars | 961 043 | 1 960 932 | 37 691 | 21 548 748 | 9 955 125 | 13 392 731 | 103 066 470 | 150 922 739 |
| avril | 445 980 | 311 813 | 12 350 | 15 611 063 | 2 357 794 | 11 208 881 | 75 471 189 | 105 419 071 |
| 2 | 31 767 | | | 132 236 | | 240 504 | 3 275 063 | 3 679 570 |
| 3 | 36 416 | | | 521 404 | 81 907 | 976 338 | 4 783 990 | 6 400 056 |
| 4 | 26 499 | | | 1 487 847 | 61 275 | 265 858 | 6 166 714 | 8 008 193 |
| 7 | 141 307 | | | 391 730 | 524 601 | 1 293 258 | 4 564 762 | 6 915 659 |
| 8 | 39 738 | | | 1 848 723 | 199 984 | 577 228 | 4 250 619 | 6 916 292 |
| 10 | 62 230 | 270 325 | | 1 136 957 | 39 000 | 1 169 699 | 5 840 199 | 8 518 411 |
| 11 | 39 546 | 4 316 | | 1 637 722 | 152 626 | 524 797 | 6 171 143 | 8 530 150 |
| 14 | 22 236 | | | 429 167 | 147 738 | 158 482 | 3 922 851 | 4 680 474 |
| 15 | 4 117 | | | 1 226 377 | 42 024 | 232 714 | 4 219 842 | 5 725 074 |
| 16 | | | 12 350 | 931 935 | 86 321 | 874 070 | 4 352 390 | 6 257 066 |
| 17 | | 9 678 | | 1 503 227 | 315 940 | 1 080 247 | 6 510 705 | 9 419 796 |
| 18 | 13 329 | 10 928 | | 1 449 758 | 98 534 | 1 667 356 | 4 970 416 | 8 210 321 |
| 21 | 4 883 | 2 130 | | 454 252 | 46 430 | 588 798 | 7 480 759 | 8 577 252 |
| 22 | 20 551 | | | 1 604 160 | 32 488 | 637 249 | 3 828 346 | 6 122 794 |
| 23 | 3 360 | 14 438 | | 855 568 | 528 926 | 922 284 | 5 133 390 | 7 457 965 |
| Total | 2 636 104 | 3 909 462 | 77 564 | 85 098 313 | 14 677 615 | 47 091 687 | 351 148 772 | 504 639 517 |

Marché de Bloc

| Mois | Propre | T. Libre | Total |
|--------------|------------------|-------------------|-------------------|
| janvier | | 17 324 377 | 17 324 377 |
| mars | 8 623 845 | 17 491 258 | 26 115 103 |
| Total | 8 623 845 | 34 815 635 | 43 439 480 |

VENTE

Marché Principal

| Mois | Contrat de liquidité / Rachat | Etranger | Etranger Géré | OPCVM | Propre | T. Géré | T. Libre | Total |
|--------------|-------------------------------|------------------|----------------|-------------------|-------------------|-------------------|--------------------|--------------------|
| janvier | 525 024 | 1 419 450 | 7 658 | 13 998 498 | 1 777 939 | 16 661 263 | 95 891 388 | 130 281 220 |
| février | 753 593 | 3 075 751 | 32 375 | 15 249 304 | 3 415 285 | 16 172 015 | 79 318 163 | 118 016 486 |
| mars | 253 079 | 1 852 422 | 27 151 | 18 382 868 | 11 771 101 | 13 622 088 | 105 014 031 | 150 922 739 |
| avril | 290 595 | 296 863 | 62 364 | 10 311 123 | 4 692 989 | 11 842 247 | 77 922 890 | 105 419 071 |
| 2 | 9 386 | 33 202 | | 329 673 | 156 661 | 467 745 | 2 682 903 | 3 679 570 |
| 3 | 156 856 | | | 1 847 703 | 75 152 | 482 129 | 3 838 215 | 6 400 056 |
| 4 | 16 937 | | 6 491 | 595 540 | 346 181 | 1 102 849 | 5 940 195 | 8 008 193 |
| 7 | 12 141 | | | 1 120 811 | 36 387 | 793 728 | 4 952 593 | 6 915 659 |
| 8 | 10 671 | | | 993 844 | 29 415 | 585 338 | 5 297 025 | 6 916 292 |
| 10 | 10 218 | 108 463 | 12 480 | 1 119 813 | 482 290 | 1 078 727 | 5 706 420 | 8 518 411 |
| 11 | 9 984 | 16 200 | 6 022 | 458 094 | 724 589 | 800 453 | 6 514 808 | 8 530 150 |
| 14 | 9 204 | 6 | | 334 478 | 158 425 | 669 063 | 3 509 297 | 4 680 474 |
| 15 | 8 632 | | | 161 133 | 450 791 | 627 712 | 4 476 806 | 5 725 074 |
| 16 | 7 956 | | 27 429 | 356 652 | 263 905 | 738 603 | 4 862 521 | 6 257 066 |
| 17 | 7 235 | 106 814 | 848 | 844 363 | 507 875 | 770 036 | 7 182 626 | 9 419 796 |
| 18 | 7 878 | 5 500 | 3 210 | 691 960 | 531 838 | 960 580 | 6 009 355 | 8 210 321 |
| 21 | 7 982 | | | 398 004 | 180 376 | 640 173 | 7 350 716 | 8 577 252 |
| 22 | 7 924 | 14 799 | | 347 163 | 277 799 | 888 512 | 4 586 597 | 6 122 794 |
| 23 | 7 592 | 11 880 | 5 884 | 711 892 | 471 305 | 1 236 599 | 5 012 813 | 7 457 965 |
| Total | 1 822 291 | 6 644 486 | 129 548 | 57 941 792 | 21 657 314 | 58 297 613 | 358 146 472 | 504 639 517 |

Marché de Bloc

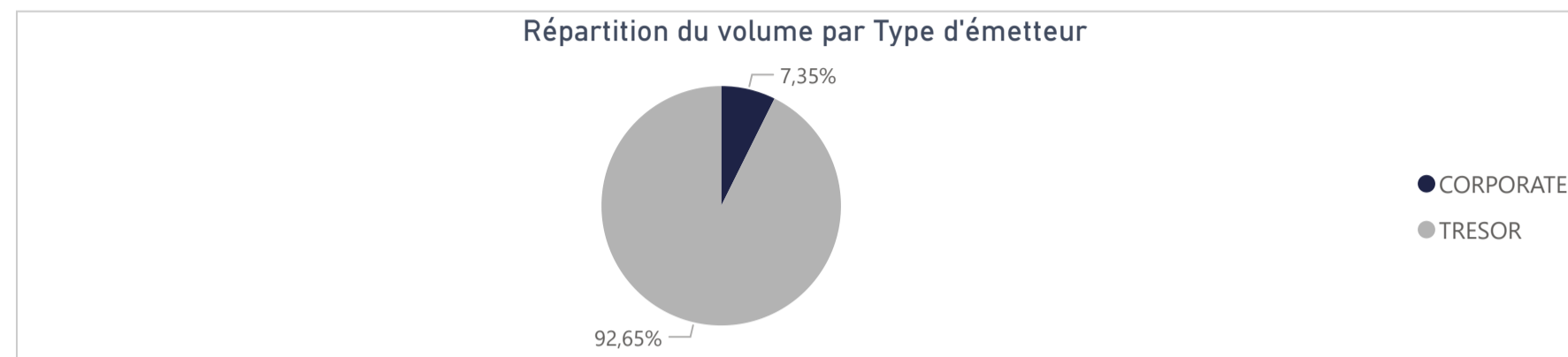
| Mois | Propre | T. Libre | Total |
|--------------|------------------|-------------------|-------------------|
| janvier | | 17 324 377 | 17 324 377 |
| mars | 8 623 845 | 17 491 258 | 26 115 103 |
| Total | 8 623 845 | 34 815 635 | 43 439 480 |

170 388 158

Capitaux traités sur l'année en TND

| Marché | Echanges | Quantité | Capitaux en TND |
|---------------------------|----------|-----------|-----------------|
| Cote : Titres de Créances | 259 | 2 185 762 | 170 388 158 |

| Type d'émetteur | Echanges | Quantité | Capitaux en TND | Capitaux en % |
|-----------------|------------|------------------|--------------------|----------------|
| TRESOR | 224 | 2 031 625 | 157 869 536 | 92,65% |
| CORPORATE | 35 | 154 137 | 12 518 621 | 7,35% |
| Total | 259 | 2 185 762 | 170 388 158 | 100,00% |



| Achat | Echanges | Quantité | Capitaux en TND | Capitaux en % |
|--------------|------------|------------------|--------------------|----------------|
| OPCVM | 115 | 2 130 394 | 168 589 944 | 98,94% |
| T. Libre | 43 | 41 700 | 1 511 990 | 0,89% |
| T. Géré | 101 | 13 668 | 286 225 | 0,17% |
| Total | 259 | 2 185 762 | 170 388 158 | 100,00% |

| Vente | Echanges | Quantité | Capitaux en TND | Capitaux en % |
|--------------|------------|------------------|--------------------|----------------|
| Propre | 12 | 642 860 | 106 600 095 | 62,56% |
| OPCVM | 82 | 1 339 333 | 52 044 054 | 30,54% |
| T. Libre | 68 | 189 798 | 11 531 342 | 6,77% |
| T. Géré | 97 | 13 771 | 212 666 | 0,12% |
| Total | 259 | 2 185 762 | 170 388 158 | 100,00% |

Répartition des capitaux traités en TND par catégorie de donneurs d'ordres

ACHAT

| Mois | OPCVM | T. Géré | T. Libre | Total |
|--------------|--------------------|----------------|------------------|--------------------|
| janvier | 12 130 226 | 128 419 | 56 123 | 12 314 768 |
| février | 21 032 430 | 25 822 | 1 383 452 | 22 441 704 |
| mars | 71 517 776 | 69 633 | 421 | 71 587 830 |
| avril | 63 909 512 | 62 350 | 71 993 | 64 043 855 |
| 3 | | 30 606 | | 30 606 |
| 4 | 182 127 | 8 778 | | 190 905 |
| 7 | 62 770 953 | 2 047 | 4 788 | 62 777 788 |
| 8 | | 9 175 | 18 916 | 28 091 |
| 11 | 203 193 | 10 694 | | 213 887 |
| 14 | 224 227 | 1 050 | | 225 276 |
| 15 | 15 355 | | 2 122 | 17 477 |
| 17 | 61 954 | | 25 647 | 87 600 |
| 18 | 355 393 | | 20 521 | 375 914 |
| 22 | 80 891 | | | 80 891 |
| 23 | 15 419 | | | 15 419 |
| Total | 168 589 944 | 286 225 | 1 511 990 | 170 388 158 |

VENTE

| Mois | OPCVM | Propre | T. Géré | T. Libre | Total |
|--------------|-------------------|--------------------|----------------|-------------------|--------------------|
| janvier | 8 323 595 | 723 196 | 130 658 | 3 137 319 | 12 314 768 |
| février | 12 966 239 | 1 650 135 | 13 175 | 7 812 156 | 22 441 704 |
| mars | 30 044 030 | 41 245 092 | 45 662 | 253 046 | 71 587 830 |
| avril | 710 190 | 62 981 673 | 23 171 | 328 821 | 64 043 855 |
| 3 | | 30 606 | | | 30 606 |
| 4 | 182 127 | | 8 778 | | 190 905 |
| 7 | | 62 770 953 | 2 047 | 4 788 | 62 777 788 |
| 8 | | | 9 175 | 18 916 | 28 091 |
| 11 | 213 887 | | | | 213 887 |
| 14 | | | 1 050 | 224 227 | 225 276 |
| 15 | 15 355 | | 2 122 | | 17 477 |
| 17 | 87 600 | | | | 87 600 |
| 18 | 165 195 | 210 719 | | | 375 914 |
| 22 | | | | 80 891 | 80 891 |
| 23 | 15 419 | | | | 15 419 |
| Total | 52 044 054 | 106 600 095 | 212 666 | 11 531 342 | 170 388 158 |

| Séance du jour | | | | | | | | | | | | | Année 2025 | | | |
|--------------------|---------------|-------|--------|----------|----------|-----------------|--------------|--------------|------------|------------------|-----------|-----------|----------------|----------|----------|-----------------|
| Valeur | Code ISIN | MNEMO | Groupe | Echanges | Quantité | Capitaux en TND | Clôture en % | Var. du Jour | Indicateur | VWAP Veille en % | VWAP en % | Var. VWAP | Ouverture en % | Echanges | Quantité | Capitaux en TND |
| ▲ | | | | | | | | | | | | | | | | |
| BTA 6.3% Oct 2026 | TN0008000580 | B1026 | 21 | | | | 97,400 | 0,00 % | NC | | | | 97,400 | 0 | 0 | 0 |
| BTA6.7% Avril 2028 | TN0008000606 | B0428 | 21 | | | | 93,100 | 0,00 % | NC | | | | 93,100 | 0 | 0 | 0 |
| BTA 6.3% Mars 2026 | TN0008000622 | B0326 | 21 | | | | 97,700 | 0,00 % | NC | | | | 95,950 | 2 | 63 | 61 954 |
| BTA 6.6% Mars 2027 | TN0008000655 | B0327 | 21 | | | | 93,950 | 0,00 % | NC | | | | 93,950 | 0 | 0 | 0 |
| BTA 7,5% Juil 2032 | TN0008000663 | B0732 | 21 | | | | 97,000 | 0,00 % | NC | | | | 97,000 | 0 | 0 | 0 |
| BTA 7% Juil 2028 | TN0008000697 | B0728 | 21 | | | | 90,500 | 0,00 % | NC | | | | 90,500 | 0 | 0 | 0 |
| BTA 6,5% Juin 2025 | TN0008000705 | B0625 | 21 | | | | 99,750 | 0,00 % | NC | | | | 96,920 | 9 | 1 365 | 1 419 015 |
| BTA 7,2% Fev 2027 | TN0008000721 | B0227 | 21 | | | | 96,000 | 0,00 % | NC | | | | 92,750 | 4 | 620 | 598 728 |
| BTA 7,4% Fev 2030 | TN0008000739 | B0230 | 21 | | | | 90,800 | 0,00 % | NC | | | | 90,390 | 4 | 302 | 275 581 |
| BTA 7,2% Mai 2027 | TN0008000747 | B0527 | 21 | 1 | 15 | 15 419 | 95,950 | 0,14 % | | | 95,950 | | 94,950 | 17 | 1 416 | 1 425 802 |
| BTA 8% Nov 2030 | TN0008000762 | B1130 | 21 | | | | 97,000 | 0,00 % | NC | | | | 97,000 | 0 | 0 | 0 |
| BTA 7,3% Dec 2027 | TN0008000770 | B1227 | 21 | | | | 91,050 | 0,00 % | NC | | | | 91,050 | 0 | 0 | 0 |
| BTA 7,5% Janv 2028 | TN0008000796 | B0128 | 21 | | | | 100,000 | 0,00 % | NC | | | | 100,000 | 0 | 0 | 0 |
| BTA 8% Mars 2033 | TN0008000804 | B0333 | 21 | | | | 100,000 | 0,00 % | NC | | | | 100,000 | 0 | 0 | 0 |
| BTA 7,5% Dec 2028 | TN0008000812 | B1228 | 21 | | | | 100,000 | 0,00 % | NC | | | | 100,000 | 0 | 0 | 0 |
| BTA 8% Nov 2025 | TN0XRGY8RL8 | B1125 | 21 | | | | 99,350 | 0,00 % | NC | | | | 98,500 | 2 | 4 | 4 051 |
| BTA 8,8% Sept 2032 | TNJL4N1SD7B2 | B0932 | 21 | | | | 100,000 | 0,00 % | NC | | | | 100,000 | 0 | 0 | 0 |
| BTA 8% Janv 2029 | TNHUVZNLATV4 | B0129 | 21 | | | | 100,000 | 0,00 % | NC | | | | 100,000 | 0 | 0 | 0 |
| BTA 8,25% Juin2031 | TNN0SOORH1F1 | B0631 | 21 | | | | 100,000 | 0,00 % | NC | | | | 100,000 | 0 | 0 | 0 |
| BTA 9% sept 2029 | TNLRQIPOOJY4 | B0929 | 21 | | | | 100,000 | 0,00 % | NC | | | | 100,000 | 0 | 0 | 0 |
| BTA 9,4% aout 2033 | TNNUS2JAB5F6 | B0833 | 21 | | | | 100,000 | 0,00 % | NC | | | | 100,000 | 0 | 0 | 0 |
| BTA 9,5% aout 2035 | TN19GXADLD0 | B0835 | 21 | | | | 100,000 | 0,00 % | NC | | | | 100,000 | 0 | 0 | 0 |
| BTA 9,70% Oct 2027 | TN9EGII9CQ82 | B1027 | 21 | | | | 100,000 | 0,00 % | NC | | | | 100,000 | 0 | 0 | 0 |
| BTA 9,87% Oct 2031 | TNOODT102PF5 | B1031 | 21 | | | | 100,000 | 0,00 % | NC | | | | 100,000 | 0 | 0 | 0 |
| BTA 9,80% Oct 2028 | TN875F5T9RO3 | B1028 | 21 | | | | 100,000 | 0,00 % | NC | | | | 100,000 | 0 | 0 | 0 |
| BTA 9,89% Juin2033 | TNI5BPOGW9F1 | B0633 | 21 | | | | 100,000 | 0,00 % | NC | | | | 100,000 | 0 | 0 | 0 |
| BTA 9,90% Dec 2034 | TNXJGTXAROH4 | B1234 | 21 | | | | 100,000 | 0,00 % | NC | | | | 100,000 | 0 | 0 | 0 |
| BTA 9,87% Janv2032 | TNCYAUIJL413 | B0132 | 21 | | | | 100,060 | 0,00 % | NC | | | | 100,000 | 2 | 41 000 | 41 944 286 |
| BTA 9,83% mars2034 | TNV7HGOLTYL8 | B0334 | 21 | | | | 100,000 | 0,00 % | NC | | | | 100,000 | 0 | 0 | 0 |
| ENAT2021 8,70%A PP | TN0008000820 | NA26 | 21 | | | | 99,470 | 0,00 % | NC | | | | 99,130 | 1 | 2 575 | 26 909 |
| E NAT 2021 8,80% B | TN0008000838 | NB26 | 21 | | | | 100,000 | 0,00 % | NC | | | | 100,000 | 6 | 114 500 | 12 186 271 |
| E NAT 2021 8,90% C | TN0008000846 | NC28 | 21 | | | | 93,000 | 0,00 % | NC | | | | 93,000 | 0 | 0 | 0 |
| ENAT22021 8,70%APP | TN0008000887 | NA226 | 21 | | | | 97,000 | 0,00 % | NC | | | | 95,000 | 1 | 7 | 70 |
| ENAT2 2021 8,80% B | TN0008000895 | NB226 | 21 | | | | 100,000 | 0,00 % | NC | | | | 100,000 | 2 | 50 000 | 5 253 151 |
| ENAT2 2021 8,90% C | TN0008000903 | NC228 | 21 | | | | 96,000 | 0,00 % | NC | | | | 96,000 | 2 | 5 | 5 019 |
| ENAT2 HASSAN21 APP | TN0008000853 | NH226 | 21 | | | | 100,000 | 0,00 % | NC | | | | 100,000 | 0 | 0 | 0 |
| ENAT32021 8,70%APP | TNZBXQU5RZ91 | NA3F6 | 21 | | | | 100,000 | 0,00 % | NC | | | | 99,990 | 11 | 275 957 | 2 827 347 |
| ENT32021T+2,45%APP | TNSUXW7EBUQ0 | NA3V6 | 21 | | | | 95,000 | 0,00 % | NC | | | | 100,000 | 2 | 255 | 2 470 |
| ENAT3 2021 8,80% B | TNYZ06UGUZ33 | NB3F6 | 21 | | | | 100,000 | 0,00 % | NC | | | | 100,000 | 2 | 6 466 | 662 891 |
| ENAT32021 T+2,55%B | TNSQHXZ8T348 | NB3V6 | 21 | | | | 100,000 | 0,00 % | NC | | | | 100,000 | 1 | 50 000 | 5 082 214 |
| ENAT3 2021 8,90% C | TN3QL5M1QLW6 | NC3F8 | 21 | | | | 100,000 | 0,00 % | NC | | | | 100,000 | 0 | 0 | 0 |
| ENAT32021 T+2,65%C | TNJ2LP1CVE1 | NC3V8 | 21 | | | | 100,000 | 0,00 % | NC | | | | 100,000 | 0 | 0 | 0 |
| ENAT3 HASSAN21 APP | TNE5I87AYZT5 | NHA36 | 21 | | | | 100,000 | 0,00 % | NC | | | | 100,000 | 0 | 0 | 0 |
| ENAT3 HASSAN2021 B | TNVSDML2VYJ5 | NHB36 | 21 | | | | 100,000 | 0,00 % | NC | | | | 100,000 | 0 | 0 | 0 |
| ENAT3 HASSAN2021 C | TNJQ3VIAM1R9 | NHC38 | 21 | | | | 100,000 | 0,00 % | NC | | | | 100,000 | 0 | 0 | 0 |
| ENAT1 2022 A 8,80% | TNPSLOPEJVO7 | NAF27 | 21 | | | | 94,000 | 0,00 % | NC | | | | 93,500 | 26 | 327 849 | 3 549 489 |
| ENAT1 2022A T+2,4% | TNLEGO8CKWX3 | NAV27 | 21 | | | | 92,500 | 0,00 % | NC | | | | 92,500 | 0 | 0 | 0 |
| ENAT1 2022 B 8,90% | TNHG2VXQ3BG0 | NBF29 | 21 | | | | 94,000 | 0,00 % | NC | | | | 100,000 | 4 | 2 462 | 266 032 |
| ENAT1 2022B T+2,5% | TN00U20VQY55 | NBV29 | 21 | | | | 100,000 | 0,00 % | NC | | | | 100,000 | 0 | 0 | 0 |
| ENAT1 2022 C 9,10% | TNSXXZZ454U2 | NCF32 | 21 | | | | 99,000 | 0,00 % | NC | | | | 94,000 | 3 | 7 559 | 809 249 |
| ENAT1 2022CT+2,65% | TNQHMI7RIBR5 | NCV32 | 21 | | | | 100,000 | 0,00 % | NC | | | | 100,000 | 0 | 0 | 0 |
| ENAT1 HASSAN2022 A | TNCDR74CL701 | NHA27 | 21 | | | | 100,000 | 0,00 % | NC | | | | 100,000 | 0 | 0 | 0 |
| ENAT1 HASSAN2022 B | TNBHB9XIP394 | NHB29 | 21 | | | | 100,000 | 0,00 % | NC | | | | 100,000 | 0 | 0 | 0 |
| ENAT1 HASSAN2022 C | TNW1CN5IM5T4 | NHC32 | 21 | | | | 100,000 | 0,00 % | NC | | | | 100,000 | 0 | 0 | 0 |
| ENAT22022 9,25%APP | TNJ1M1ZAWYGS | NA2F7 | 21 | | | | 94,000 | 0,00 % | NC | | | | 100,000 | 14 | 112 071 | 1 186 419 |
| ENT2 22 T+2,15%APP | TNQCK0BPZ5A4 | NA2V7 | 21 | | | | 100,000 | 0,00 % | NC | | | | 100,000 | 0 | 0 | 0 |
| ENAT2 2022 9,35% B | TNQVHB5WZK2 | NB2F9 | 21 | | | | 100,000 | 0,00 % | NC | | | | 100,000 | 1 | 250 | 26 588 |
| ENAT22022 T+2,2% B | TNFOWIRG8H7 | NB2V9 | 21 | | | | 100,000 | 0,00 % | NC | | | | 100,000 | 0 | 0 | 0 |
| ENAT2 2022 9,60% C | TNI9EO2MTU05 | NC2F2 | 21 | | | | 99,270 | 0,00 % | NC | | | | 99,270 | 0 | 0 | 0 |
| ENAT2 2022T+2,40%C | TN11TIB0EPV4 | NC2V2 | 21 | | | | 100,000 | 0,00 % | NC | | | | 100,000 | 0 | 0 | 0 |
| ENAT2 HASSAN22 APP | TNM46OWVRPO6 | NH2A7 | 21 | | | | 65,000 | 0,00 % | NC | | | | 65,000 | 0 | 0 | 0 |
| ENAT2 HASSAN2022 B | TNU9AUB15T16 | NH2B9 | 21 | | | | 100,000 | 0,00 % | NC | | | | 100,000 | 0 | 0 | 0 |
| ENAT2 HASSAN2022 C | TN714WHHNWN4 | NH2C2 | 21 | | | | 100,000 | 0,00 % | NC | | | | 100,000 | 0 | 0 | 0 |
| ENAT32022 9,25%APP | TNXNSU5ILB12 | NA3F7 | 21 | | | | 93,500 | 0,00 % | NC | | | | 93,500 | 0 | 0 | 0 |
| ENT3 22 T+2,15%APP | TNWL1ODSWXK1 | NA3V7 | 21 | | | | 99,000 | 0,00 % | NC | | | | 99,000 | 0 | 0 | 0 |
| ENAT3 2022 9,35% B | TNRGVSC8DE36 | NB3F9 | 21 | | | | 100,000 | 0,00 % | NC | | | | 100,000 | 0 | 0 | 0 |
| ENAT32022 T+2,2% B | TN0JN6PVVH38 | NB3V9 | 21 | | | | 100,000 | 0,00 % | NC | | | | 100,000 | 0 | 0 | 0 |
| ENAT3 2022 9,60% C | TN444WPDZOC1 | NC3F2 | 21 | | | | 100,000 | 0,00 % | NC | | | | 100,150 | 1 | 80 | 8 372 |
| ENAT3 2022T+2,40%C | TNIZ090I5G66 | NC3V2 | 21 | | | | 100,000 | 0,00 % | NC | | | | 100,000 | 0 | 0 | 0 |
| ENAT42022 9,35%APP | TNOAVHSVTHY1 | NA4F7 | 21 | | | | 92,000 | 0,00 % | NC | | | | 93,000 | 8 | 12 610 | 127 087 |
| ENT4 2022 T+2% APP | TN2MVOGUKOAS | NA4V7 | 21 | | | | 94,000 | 0,00 % | NC | | | | 94,000 | 0 | 0 | 0 |
| ENAT4 2022 9,4% B | TNWRCVSYL730 | NB4F9 | 21 | | | | 94,000 | 0,00 % | NC | | | | 94,000 | 0 | 0 | 0 |
| ENAT42022T+2,05% B | TN7PM93UZP50 | NB4V9 | 21 | | | | 100,000 | 0,00 % | NC | | | | 100,000 | 1 | 130 000 | 13 510 716 |
| ENAT4 2022 9,60% C | TNEFCT8MXYZ3 | NC4F2 | 21 | | | | 100,000 | 0,00 % | NC | | | | 100,000 | 0 | 0 | 0 |
| ENAT4 2022T+2,25%C | TNVFSFLG1FH4 | NC4V2 | 21 | | | | 100,000 | 0,00 % | NC | | | | 100,000 | 0 | 0 | 0 |
| ENAT4HASSAN2022APP | TNA3G5IE2961 | NH4A7 | 21 | | | | 100,000 | 0,00 % | NC | | | | 100,000 | 0 | 0 | 0 |
| ENAT4 HASSAN2022 C | TNQRS5G236GA1 | NH4C2 | 21 | | | | 100,000 | 0,00 % | NC | | | | 100,000 | 0 | 0 | 0 |
| ENAT12023 9,75%APP | TN6DQ00JBLT7 | NAF28 | 21 | | | | 100,000 | 0,00 % | NC | | | | 92,030 | 8 | 92 281 | 944 894 |
| ENT12023T+1,7% APP | TNBVTZTD19Z0 | NAV28 | 21 | | | | 91,000 | 0,00 % | NC | | | | 96,000 | 1 | 110 | 1 096 |
| ENAT1 2023 9,8% B | TNCGJF5TW027 | NBF30 | 21 | | | | 93,500 | 0,00 % | NC | | | | 93,500 | 0 | 0 | 0 |
| ENAT12023T+1,75% B | TN3C6DVVEM76 | NBV30 | 21 | | | | 100,000 | 0,00 % | NC | | | | 100,000 | 0 | 0 | 0 |
| ENAT1 2023 9,95% C | TNTKTEO5CIW5 | NCF33 | 21 | | | | 99,000 | 0,00 % | NC | | | | 99,000 | 0 | 0 | 0 |
| ENAT1 2023T+1,95%C | TNHZAONAPWF9 | NCV33 | 21 | | | | 100,620 | 0,00 % | NC | | | | 100,620 | 0 | 0 | 0 |
| ENAT1HASSAN2023APP | TNJ775UL9423 | NHA28 | 21 | | | | 100,000 | 0,00 % | NC | | | | 100,000 | 0 | 0 | 0 |
| ENAT1 HASSAN2023 B | TN36Q8OXFK87 | NHB30 | 21 | | | | 100,000 | 0,00 % | NC | | | | 100,000 | 0 | 0 | 0 |
| ENAT22023 9,75%APP | TNNI3UPDY012 | NA2F8 | 21 | | | | 96,110 | 0,00 % | NC | | | | 100,000 | 63 | 169 208 | 1 815 867 |
| ENT22023T+1,7% APP | TNHOFRXHSG72 | NA2V8 | 21 | | | | 92,020 | 0,00 % | NC | | | | 92,010 | 1 | 144 | 1 422 |
| ENAT2 2023 9,8% B | TNCR | | | | | | | | | | | | | | | |

| Séance du jour | | | | | | | | | | | | | | Année 2025 | | | |
|---------------------|------------------------------|---------------|-------|--------|----------|----------|-----------------|--------------|--------------|------------|------------------|-----------|-----------|----------------|----------|----------|-----------------|
| Valeur | Emetteur | Code ISIN | MNEMO | Groupe | Echanges | Quantité | Capitaux en TND | Clôture en % | Var. du Jour | Indicateur | VWAP Veille en % | VWAP en % | Var. VWAP | Ouverture en % | Echanges | Quantité | Capitaux en TND |
| BTE0930 5.85%AP20 | BTE | TN0001300607 | BE10B | 21 | | | | 100,000 | 0,00 % | NC | | | | 100,000 | 0 | 0 | 0 |
| BTE0232 6.25%P20 | BTE | TN0001300623 | BE11F | 21 | | | | 100,000 | 0,00 % | NC | | | | 100,000 | 0 | 0 | 0 |
| BTEB0127 11.5%P7-2 | BTE | TN0001300680 | BE9BF | 21 | | | | 100,000 | 0,00 % | NC | | | | 100,000 | 0 | 0 | 0 |
| BTEB0127T+3.25P7-2 | BTE | TN0001300698 | BE9BV | 21 | | | | 100,000 | 0,00 % | NC | | | | 100,000 | 0 | 0 | 0 |
| BSA0627 8.75% P5PP | BIAT | TN059Z110G78 | B22AF | 21 | | | | 100,000 | 0,00 % | NC | | | | 100,000 | 0 | 0 | 0 |
| BSA0627T+2.55%P5PP | BIAT | TN2XZZTDCR70 | B22AV | 21 | | | | 100,000 | 0,00 % | NC | | | | 100,000 | 0 | 0 | 0 |
| BSB0627 8.75% P5 | BIAT | TNBLRFH96SL4 | B22BF | 21 | | | | 100,130 | 0,00 % | NC | | | | 100,130 | 0 | 0 | 0 |
| BSB0627T+2.55% P5 | BIAT | TNUALDKV3BS3 | B22BV | 21 | | | | 100,000 | 0,00 % | NC | | | | 100,000 | 0 | 0 | 0 |
| BSC0627 9.15% IF5 | BIAT | TNODT45XV9P9 | B22CF | 21 | | | | 98,440 | 0,00 % | NC | | | | 98,440 | 0 | 0 | 0 |
| BSC0627T+2.95% IF5 | BIAT | TN9MG95I38K0 | B22CV | 21 | | | | 100,000 | 0,00 % | NC | | | | 99,970 | 2 | 127 | 13 390 |
| BSD0629 9.20% P7-2 | BIAT | TN8J8QFA4123 | B22DF | 21 | | | | 100,000 | 0,00 % | NC | | | | 100,000 | 0 | 0 | 0 |
| BSD0629 T+3% P7-2 | BIAT | TNGOJL11N67 | B22DV | 21 | | | | 100,000 | 0,00 % | NC | | | | 100,000 | 0 | 0 | 0 |
| BSE0629 9.45% IF7 | BIAT | TNPZ2BZUFO23 | B22EF | 21 | | | | 100,000 | 0,00 % | NC | | | | 100,000 | 0 | 0 | 0 |
| BSE0629T+3.25% IF7 | BIAT | TN4IAOG12753 | B22EV | 21 | | | | 100,000 | 0,00 % | NC | | | | 100,000 | 0 | 0 | 0 |
| BSF0632 9.60%P10-5 | BIAT | TNGQ611JKPR4 | B22FF | 21 | | | | 100,000 | 0,00 % | NC | | | | 100,000 | 0 | 0 | 0 |
| BSF0632T+3.35P10-5 | BIAT | TNDIUT047VF9 | B22FV | 21 | | | | 100,180 | 0,00 % | NC | | | | 100,180 | 0 | 0 | 0 |
| BSG0632 9.70% IF10 | BIAT | TNFSFT39R800 | B22GF | 21 | | | | 100,760 | 0,00 % | NC | | | | 100,760 | 0 | 0 | 0 |
| BSG0632T+3.45%IF10 | BIAT | TNHD4NKEWF69 | B22GV | 21 | | | | 100,000 | 0,00 % | NC | | | | 100,000 | 0 | 0 | 0 |
| BH SC0326 10.3P7-2 | BH BANK | TN0001901115 | B59CF | 21 | | | | 100,000 | 0,00 % | NC | | | | 100,000 | 0 | 0 | 0 |
| BH SC0326T+2.6P7-2 | BH BANK | TN0001901123 | B59CV | 21 | | | | 100,000 | 0,00 % | NC | | | | 100,000 | 0 | 0 | 0 |
| BHSA1026T+2.55P5-1 | BH BANK | TNSH8NXC1WC4 | BS21A | 21 | | | | 101,370 | 0,00 % | NC | | | | 101,490 | 1 | 40 | 2 110 |
| BHSB1026T+2.7%INF5 | BH BANK | TNIHW049ARG5 | BS21B | 21 | | | | 100,000 | 0,00 % | NC | | | | 100,000 | 0 | 0 | 0 |
| BH SC1028 9.1%P7-2 | BH BANK | TN0PIDORGA6E | BS21C | 21 | | | | 100,000 | 0,00 % | NC | | | | 99,240 | 2 | 2 246 | 187 021 |
| BHSD1028T+2.9%P7-2 | BH BANK | TNA4HARL4UU5 | BS21D | 21 | | | | 100,000 | 0,00 % | NC | | | | 100,000 | 0 | 0 | 0 |
| STB0528T+1.75%AP20 | STB | TN0002601003 | ST8BC | 21 | | | | 100,000 | 0,00 % | NC | | | | 100,000 | 0 | 0 | 0 |
| STB0533 T+2.0%AP25 | STB | TN0002601011 | ST8BD | 21 | | | | 100,000 | 0,00 % | NC | | | | 100,000 | 0 | 0 | 0 |
| STB SC1126 11%P7-2 | STB | TN0002601169 | S91CF | 21 | | | | 100,150 | 0,00 % | NC | | | | 100,150 | 0 | 0 | 0 |
| STBSC1126T+2.8P7-2 | STB | TN0002601177 | S91CV | 21 | | | | 100,000 | 0,00 % | NC | | | | 100,000 | 0 | 0 | 0 |
| STBSD1126 11.5%IF7 | STB | TN0002601185 | S891D | 21 | | | | 100,000 | 0,00 % | NC | | | | 100,000 | 0 | 0 | 0 |
| STB SC0427 11%P7-2 | STB | TN0002601219 | S20CF | 21 | | | | 100,150 | 0,00 % | NC | | | | 100,150 | 0 | 0 | 0 |
| STBSA0127 8.7% AP5 | STB | TNWQSQOMZ65V8 | S21AF | 21 | | | | 99,520 | 0,00 % | NC | | | | 99,520 | 0 | 0 | 0 |
| STBSA0127T+2.3%AP5 | STB | TN8X3GZLYOR8 | S21AV | 21 | | | | 101,740 | 0,00 % | NC | | | | 99,300 | 1 | 80 | 3 292 |
| STBSB0127 8.95%IF5 | STB | TNTGLIP3KDL6 | S21BF | 21 | | | | 100,000 | 0,00 % | NC | | | | 100,000 | 0 | 0 | 0 |
| STBSB0127T+2.55IF5 | STB | TN4UMLPL967X2 | S21BV | 21 | | | | 100,000 | 0,00 % | NC | | | | 100,000 | 0 | 0 | 0 |
| STBSC0127 9.1% AP5 | STB | TNXFR5BNBPM9 | S21CF | 21 | | | | 100,000 | 0,00 % | NC | | | | 100,000 | 0 | 0 | 0 |
| STBSC0127T+2.7%AP5 | STB | TN2MYCP047G7 | S21CV | 21 | | | | 100,000 | 0,00 % | NC | | | | 100,000 | 0 | 0 | 0 |
| STBSD0127 9.35%IF5 | STB | TNL6Z2LXMEP5 | S21DF | 21 | | | | 100,000 | 0,00 % | NC | | | | 100,000 | 1 | 2 200 | 224 227 |
| STBSE0127 8.7% AP5 | STB | TNOR77XCOAH0 | S21EF | 21 | | | | 100,000 | 0,00 % | NC | | | | 100,000 | 0 | 0 | 0 |
| BNASB0825 8.5%P7-2 | BNA | TN0003100773 | BNSBF | 21 | | | | 100,000 | 0,00 % | NC | | | | 100,000 | 0 | 0 | 0 |
| BNASB825T+2.25P7-2 | BNA | TN0003100781 | BNSBV | 21 | | | | 100,000 | 0,00 % | NC | | | | 100,000 | 0 | 0 | 0 |
| AB0528 7.0%AP20 | AB | TN0003400330 | ABSBB | 21 | | | | 100,000 | 0,00 % | NC | | | | 100,000 | 0 | 0 | 0 |
| AB0825 T+0.85%AP15 | AB | TN0003400405 | AB825 | 21 | | | | 100,000 | 0,00 % | NC | | | | 100,000 | 0 | 0 | 0 |
| AB SA0226 9% AP5PP | AB | TN0003400652 | ABS3A | 21 | | | | 98,500 | 0,00 % | NC | | | | 98,500 | 0 | 0 | 0 |
| AB SB0226 9.2% AP5 | AB | TN0003400660 | ABS3B | 21 | | | | 100,000 | 0,00 % | NC | | | | 99,200 | 1 | 20 000 | 400 605 |
| ABSC0228 9.4%AP7-2 | AB | TN0003400678 | ABS3C | 21 | | | | 100,000 | 0,00 % | NC | | | | 100,000 | 0 | 0 | 0 |
| AB SA0428T+2.7P7-2 | AB | TN0003400686 | ABS1A | 21 | | | | 100,000 | 0,00 % | NC | | | | 100,000 | 0 | 0 | 0 |
| AB SB0431T+2.8AP10 | AB | TN0003400694 | ABS1B | 21 | | | | 100,000 | 0,00 % | NC | | | | 100,000 | 0 | 0 | 0 |
| ABSA1028 10.05%AP5 | AB | TNDE9EH75A12 | AB3AF | 21 | | | | 100,000 | 0,00 % | NC | | | | 100,000 | 2 | 11 500 | 945 221 |
| ABSA1028T+2.15%AP5 | AB | TNL8PGUB9C93 | AB3AV | 21 | | | | 100,000 | 0,00 % | NC | | | | 100,000 | 0 | 0 | 0 |
| ABSC1030 10.2%P7-2 | AB | TN5PTKYMCD13 | AB3CF | 21 | | | | 100,000 | 0,00 % | NC | | | | 100,000 | 0 | 0 | 0 |
| ABSC1030T+2.3%P7-2 | AB | TNTMJ1DJ45H4 | AB3CV | 21 | | | | 100,000 | 0,00 % | NC | | | | 100,000 | 0 | 0 | 0 |
| ABSD1030 10.3% IF7 | AB | TN0GGA4F4RX47 | AB3DF | 21 | | | | 100,000 | 0,00 % | NC | | | | 100,000 | 0 | 0 | 0 |
| ABSD1030 T+2.4%IF7 | AB | TNR3ZRJWC984 | AB3DV | 21 | | | | 100,000 | 0,00 % | NC | | | | 100,000 | 0 | 0 | 0 |
| ATB0527T+1.75%AP20 | ATB | TN0003600491 | ATB7C | 21 | | | | 100,000 | 0,00 % | NC | | | | 100,000 | 0 | 0 | 0 |
| ATB0532T+2.0%AP25 | ATB | TN0003600509 | ATB7D | 21 | | | | 100,000 | 0,00 % | NC | | | | 100,000 | 0 | 0 | 0 |
| ATB0529 5.9%P20-5 | ATB | TN0003600582 | ATB82 | 21 | | | | 100,000 | 0,00 % | NC | | | | 100,000 | 0 | 0 | 0 |
| ATBSB0328T+2.1AP10 | ATB | TN0003600657 | ATBSB | 21 | | | | 100,000 | 0,00 % | NC | | | | 100,000 | 0 | 0 | 0 |
| UIB0729 5.85%AP20 | UIB | TN0003900248 | UB91C | 21 | | | | 95,000 | 0,00 % | NC | | | | 100,000 | 2 | 319 | 7 922 |
| UIB0831 6.3%P20 | UIB | TN0003900263 | U111B | 21 | | | | 90,200 | 0,00 % | NC | | | | 90,330 | 3 | 273 | 8 950 |
| UIB0133 6.70% AP20 | UIB | TN0003900305 | UB21C | 21 | | | | 100,000 | 0,00 % | NC | | | | 100,000 | 0 | 0 | 0 |
| BTQ0230 5.85%P20 | BTQ | TN0004620142 | BTQ9D | 21 | | | | 100,000 | 0,00 % | NC | | | | 100,000 | 0 | 0 | 0 |
| BTQ0130 T+2.5% AP5 | BTQ | TN3Z8RRRN997 | BTK24 | 21 | | | | 100,000 | 0,00 % | NC | | | | 100,000 | 0 | 0 | 0 |
| WIBIC0626 10.75%P7 | WIFACK INTERNATIONAL BANK | TN0007200199 | WB19C | 21 | | | | 98,000 | 0,00 % | NC | | | | 98,000 | 0 | 0 | 0 |
| WIB ID 0626 11%P7 | WIFACK INTERNATIONAL BANK | TN0007200207 | WB19D | 21 | | | | 95,000 | 0,00 % | NC | | | | 95,000 | 0 | 0 | 0 |
| WIB A 0128 9.25%AP5 | WIFACK INTERNATIONAL BANK | TNR4CLXNS261 | WB22A | 21 | | | | 100,000 | 0,00 % | NC | | | | 100,000 | 0 | 0 | 0 |
| WIBB0130 9.75%P7-2 | WIFACK INTERNATIONAL BANK | TNGK3B3UUB12 | WB22B | 21 | | | | 100,000 | 0,00 % | NC | | | | 100,000 | 0 | 0 | 0 |
| WC0133 10.25%P10-2 | WIFACK INTERNATIONAL BANK | TNMC9HTIB5A4 | WB22C | 21 | | | | 100,000 | 0,00 % | NC | | | | 100,000 | 0 | 0 | 0 |
| ABC B0725 8.4%P7-2 | ABC TUNISIE | TN0007780034 | ABC8F | 21 | | | | 100,000 | 0,00 % | NC | | | | 100,000 | 0 | 0 | 0 |
| ABC B0725T+2.4P7-2 | ABC TUNISIE | TN0007780042 | ABC8V | 21 | | | | 100,000 | 0,00 % | NC | | | | 100,000 | 0 | 0 | 0 |
| ABCC0725T+2,5 INF7 | ABC TUNISIE | TN0007780059 | ABCCV | 21 | | | | 100,000 | 0,00 % | NC | | | | 100,000 | 0 | 0 | 0 |
| ABC A0625 11%AP5 | ABC TUNISIE | TN0007780067 | AC20A | 21 | | | | 100,000 | 0,00 % | NC | | | | 99,930 | 1 | 330 | 7 077 |
| ABCB0627 11,5%P7-2 | ABC TUNISIE | TN0007780075 | AC20B | 21 | | | | 104,900 | 0,00 % | NC | | | | 104,900 | 0 | 0 | 0 |
| TL B0525 8.2% P7-2 | TUNISIE LEASING ET FACTORING | TN0002102010 | T81BF | 21 | | | | 100,000 | 0,00 % | NC | | | | 100,000 | 0 | 0 | 0 |
| TLFSB 0126 11%P7-2 | TUNISIE LEASING ET FACTORING | TN0002102085 | T85BF | 21 | | | | 100,600 | 0,00 % | NC | | | | 100,600 | 0 | 0 | 0 |
| TLFSB 0126T+3%P7-2 | TUNISIE LEASING ET FACTORING | TN0002102093 | T85BV | 21 | | | | 100,000 | 0,00 % | NC | | | | 100,000 | 0 | 0 | 0 |
| TL B0626 11,7%P7-2 | TUNISIE LEASING ET FACTORING | TN0002102127 | T91BF | 21 | | | | 102,630 | 0,00 % | NC | | | | 102,630 | 0 | 0 | 0 |
| TLS 0525 11.6% AP5 | TUNISIE LEASING ET FACTORING | TN0002102135 | T201F | 21 | | | | 101,500 | 0,00 % | NC | | | | 101,500 | 0 | 0 | 0 |
| TLS 50126 10,25%AP5 | TUNISIE LEASING ET FACTORING | TN0002102143 | T205F | 21 | | | | 100,000 | 0,00 % | NC | | | | 100,000 | 0 | 0 | 0 |
| TLFA0426 9.70%AP5 | TUNISIE LEASING ET FACTORING | TN0002102150 | T211A | 21 | | | | 100,000 | 0,00 % | NC | | | | 100,000 | 0 | 0 | 0 |
| TLF SA1026 9.8%AP5 | TUNISIE LEASING ET FACTORING | TN25BU7F6WY7 | T215A | 21 | | | | 100,880 | 0,00 % | NC | | | | 100,000 | 1 | 500 | 20 831 |
| TLF 0427 9.6% AP5 | TUNISIE LEASING ET FACTORING | TNYJL6N2AEP6 | TL22F | 21 | | | | 100,440 | 0,00 % | NC | | | | 100,440 | 0 | 0 | 0 |
| TLF0427 T+2.75%AP5 | TUNISIE LEASING ET FACTORING | TNKU48FZVRH1 | TL22V | 21 | | | | 100,000 | 0,00 % | NC | | | | 100,000 | 0 | 0 | 0 |
| TLF 1027 10% AP5 | TUNISIE LEASING ET FACTORING | TNXIY8MEDJE3 | T222F | 21 | | </ | | | | | | | | | | | |

4 615 141

Capitaux traités sur l'année en TND

Cotation électronique

| Echanges | Quantité | Capitaux en TND |
|----------|-----------|-----------------|
| 1 360 | 1 098 043 | 2 730 951 |

Répartition par catégorie de donneurs d'ordres

| Achat | Echanges | Quantité | Capitaux en TND | Capitaux en % |
|---------------|--------------|------------------|------------------|----------------|
| T. Libre | 1 289 | 1 050 952 | 2 620 018 | 95,94% |
| T. Géré | 70 | 46 091 | 108 772 | 3,98% |
| Etranger Géré | 1 | 1 000 | 2 160 | 0,08% |
| Total | 1 360 | 1 098 043 | 2 730 951 | 100,00% |

| Vente | Echanges | Quantité | Capitaux en TND | Capitaux en % |
|---------------|--------------|------------------|------------------|----------------|
| T. Libre | 1 160 | 967 643 | 2 418 006 | 88,54% |
| T. Géré | 199 | 129 400 | 310 194 | 11,36% |
| Etranger Géré | 1 | 1 000 | 2 750 | 0,10% |
| Total | 1 360 | 1 098 043 | 2 730 951 | 100,00% |

Cotation sur Panneaux : Les enchères

| Echanges | Quantité | Capitaux en TND |
|----------|----------|-----------------|
| 87 | 183 387 | 1 884 190 |

Répartition par catégorie de donneurs d'ordres

| Achat | Echanges | Quantité | Capitaux en TND | Capitaux en % |
|--------------|-----------|----------------|------------------|----------------|
| T.Géré | 22 | 148 723 | 975 736 | 51,79% |
| T.Libre | 65 | 34 664 | 908 455 | 48,21% |
| Total | 87 | 183 387 | 1 884 190 | 100,00% |

| Vente | Echanges | Quantité | Capitaux en TND | Capitaux en % |
|--------------|-----------|----------------|------------------|----------------|
| T.Géré | 23 | 149 618 | 1 155 899 | 61,35% |
| T.Libre | 64 | 33 769 | 728 291 | 38,65% |
| Total | 87 | 183 387 | 1 884 190 | 100,00% |

Le Marché Hors Cote : Activité par valeur sur le système de cotation électronique

| Séance du jour | | | | | | | | | | | | Année 2025 | | | | | |
|-------------------|--------------|-------|--------|----------|-----------|-----------------|---------|--------------|------------|-------------|--------|------------|-----------|------------------|--------------|------------------|------------------|
| Valeur | Code ISIN | MNEMO | Groupe | Echanges | Quantité | Capitaux en TND | Clôture | Var. du Jour | Indicateur | VWAP Veille | VWAP | Var. VWAP | Ouverture | Rendement annuel | Echanges | Quantité | Capitaux en TND |
| SITEX | TN0004300307 | SITEX | 13 | | | | 2,920 | -2,99 % | B | 3,010 | | | 3,350 | -12,84 % | 6 | 990 | 3 793 |
| STE TUN. DU SUCRE | TN0006170013 | STS | 13 | 1 | 20 | 210 | 10,500 | 0,10 % | | | 10,500 | | 11,620 | -9,64 % | 18 | 564 | 5 780 |
| BNA ASSURANCES | TN0007680010 | AMI | 13 | | | | 2,900 | 2,84 % | H | | | | 2,450 | 18,37 % | 1 334 | 1 096 464 | 2 721 377 |
| Total | | | | 1 | 20 | 210 | | | | | | | | | 1 358 | 1 098 018 | 2 730 950 |

Lignes secondaires

| Séance du jour | | | | | | | | | | Année 2025 | | |
|-----------------------|--------------|-------|--------|----------|----------|-----------------|---------------|------------|----|------------|----------|-----------------|
| Emetteur / Valeur | Code ISIN | MNEMO | Groupe | Echanges | Quantité | Capitaux en TND | Dernier cours | Indicateur | | Echanges | Quantité | Capitaux en TND |
| BNA ASSURANCES | | | | | | | | | | | | |
| AMI DA 1/4 110817 | TN0007680044 | AMI17 | 33 | | | | | | NC | | 0 | 0 |
| AMI DA27/35 241120 | TN0007680051 | AMI20 | 33 | | | | | | NC | | 2 | 25 |
| Total | | | | | 0 | 0 | | | | | 2 | 25 |