

Sommaire

Page

-Indicateurs de la séance & Activité des marchés

2

-Palmarès de la Séance

3

-Activité des marchés sur l'année

4

-Le Marché Principal

5

· Activité sur l'année par compartiment et par groupe de cotation

5

· Activité détaillée par valeur

6

· Répartition du volume des transactions sur l'année par catégorie de donneurs d'ordres

8

-Le Marché Obligataire

10

-Le Marché Hors-cote

13

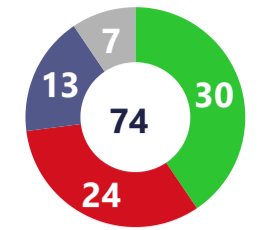
| Capitaux traités en TND | | |
|--------------------------|--------------------------|----------|
| Séance du jour | Cumul annuel 2025 | |
| 8 533 303 | 1 311 112 107 | 81,70 % |
| Total | Total | |
| 8 518 411 | 439 658 626 | 41,77 % |
| Cote : Titres de Capital | Cote : Titres de Capital | |
| 0 | 169 371 693 | 381,02 % |
| Cote : Titres de créance | Cote : Titres de créance | |
| 390 | 3 884 677 | 101,49 % |
| Hors Cote | Hors Cote | |
| 14 502 | 697 858 101 | 86,44 % |
| Enregistrements | Enregistrements | |
| 0 | 339 010 | 216,53K% |
| Déclarations | Déclarations | |

| Quantités traitées | | |
|-------------------------|-------------------------|------------|
| Séance du jour | Cumul annuel 2025 | |
| 1 193 201 | 70 085 195 | 29,28 % |
| Total | Total | |
| 1 192 067 | 52 751 876 | 72,79 % |
| Cote: Titres de capital | Cote: Titres de capital | |
| 0 | 2 179 993 | 227,71 % |
| Cote: Titres de Créance | Cote: Titres de créance | |
| 64 | 1 027 541 | 206,87 % |
| Hors Cote | Hors cote | |
| 1 070 | 14 125 016 | -37,72 % |
| Enregistrements | Enregistrements | |
| 0 | 769 | 15280,00 % |
| Déclarations | Déclarations | |

| Nombre de Transactions | | |
|--------------------------|--------------------------|----------|
| Séance du jour | Cumul annuel 2025 | |
| 2 734 | 133 460 | 69,13 % |
| Total | Total | |
| 2 729 | 131 560 | 70,85 % |
| Cote: Titres de capital | Cote: Titres de capital | |
| 0 | 242 | -76,04 % |
| Cote : Titres de créance | Cote : Titres de créance | |
| 2 | 1 308 | 152,02 % |
| Hors cote | Hors cote | |
| 3 | 348 | -8,18 % |
| Enregistrements | Enregistrements | |
| 0 | 2 | 100,00 % |
| Déclarations | Déclarations | |

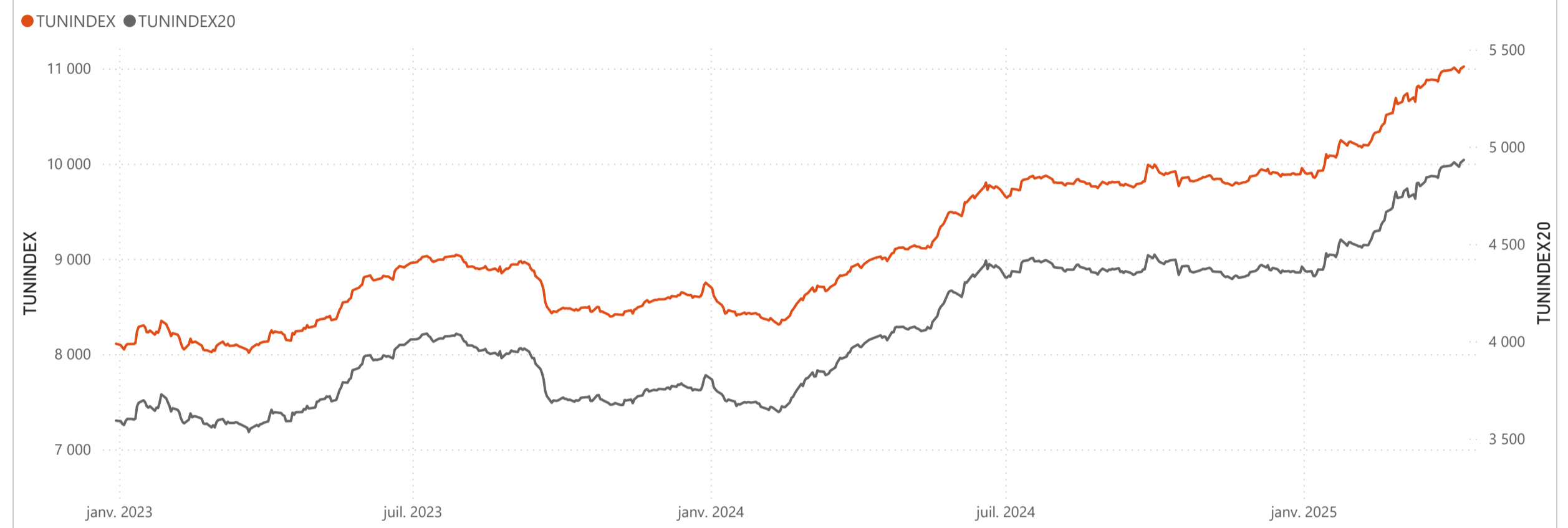
| Cap. Boursière en MD | |
|----------------------|---------------|
| 29 326 | |
| 0,41 % | 10,80 % |
| Var. Jour | Var. annuelle |

| Marchés | Echanges Bloc | Quantité Bloc | Capitaux Bloc | Echanges | Quantité | Capitaux en TND |
|------------------|---------------|---------------|---------------|----------|-----------|-----------------|
| Marché Principal | 0 | 0 | 0 | 2 729 | 1 192 067 | 8 518 411 |

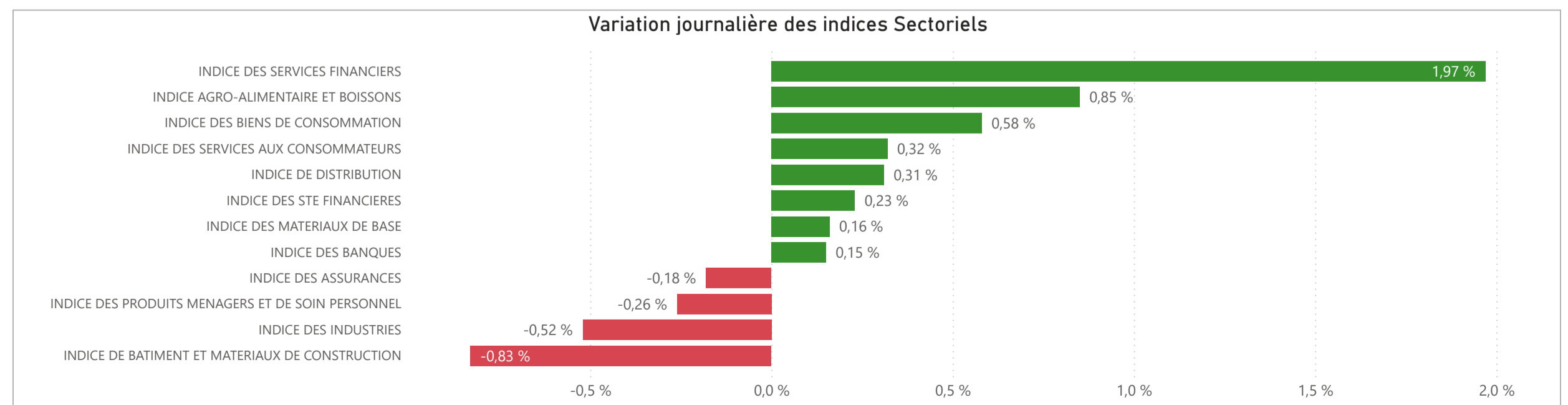


● Hausse ● Baisse ● Inchangé ● NC ● Suspendu

| TUNINDEX | 0,21 % | 10,73 % | Plus haut de l'année | Plus bas de l'année | TUNINDEX20 | 0,28 % | 12,52 % | Plus haut de l'année | Plus bas de l'année |
|-----------|--------------|------------|----------------------|---------------------|------------|--------------|------------|----------------------|---------------------|
| 11 021,34 | Var. du Jour | Var. année | 11 021,34 | 9 852,65 | 4 932,68 | Var. du Jour | Var. année | 4 932,68 | 4 334,94 |
| | | | 10/04/2025 | 08/01/2025 | | | | 10/04/2025 | 08/01/2025 |



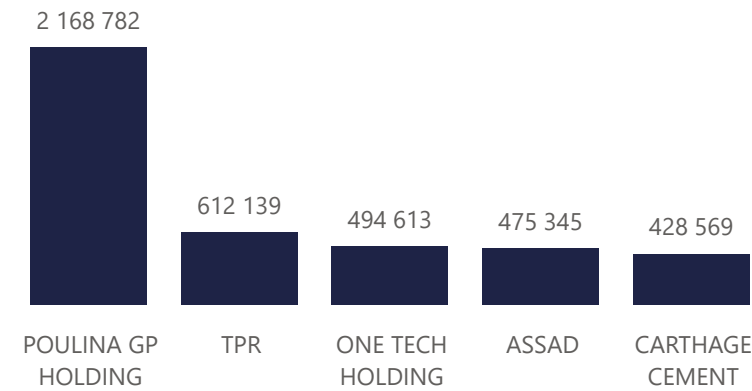
| INDICES SECTORIELS | Indice du Jour | Indice Veille | Var. du Jour | Var. sur l'année | Poids dans TUNINDEX | Plus haut de l'année | Plus bas de l'année |
|---|----------------|---------------|--------------|------------------|---------------------|----------------------|---------------------|
| INDICE DES STE FINANCIERES | 8 325,13 | 8 305,76 | 0,23 % | 11,39 % | 59,85 % | 04/04/2025 | 8 335,30 |
| INDICE DES BANQUES | 7 751,31 | 7 739,37 | 0,15 % | 11,85 % | 53,34 % | 04/04/2025 | 7 768,74 |
| INDICE DES ASSURANCES | 15 954,60 | 15 983,65 | -0,18 % | 4,88 % | 3,25 % | 17/03/2025 | 16 154,14 |
| INDICE DES SERVICES FINANCIERS | 13 835,44 | 13 567,88 | 1,97 % | 10,62 % | 3,26 % | 10/04/2025 | 13 835,44 |
| INDICE DES SERVICES AUX CONSOMMATEURS | 3 501,68 | 3 490,68 | 0,32 % | 11,94 % | 3,37 % | 10/04/2025 | 3 501,68 |
| INDICE DE DISTRIBUTION | 5 516,88 | 5 499,56 | 0,31 % | 11,94 % | 3,37 % | 10/04/2025 | 5 516,88 |
| INDICE DES BIENS DE CONSOMMATION | 9 355,36 | 9 301,55 | 0,58 % | 15,69 % | 22,24 % | 10/04/2025 | 9 355,36 |
| INDICE AGRO-ALIMENTAIRE ET BOISSONS | 11 470,44 | 11 374,32 | 0,85 % | 16,31 % | 16,92 % | 10/04/2025 | 11 470,44 |
| INDICE DES PRODUITS MENAGERS ET DE SOIN PERSONNEL | 3 019,52 | 3 027,39 | -0,26 % | 13,76 % | 5,32 % | 21/03/2025 | 3 117,20 |
| INDICE DES INDUSTRIES | 1 784,94 | 1 794,21 | -0,52 % | -2,85 % | 9,95 % | 14/02/2025 | 1 868,46 |
| INDICE DE BATIMENT ET MATERIAUX DE CONSTRUCTION | 769,73 | 776,19 | -0,83 % | -5,01 % | 3,90 % | 14/01/2025 | 838,63 |
| INDICE DES MATERIAUX DE BASE | 5 984,89 | 5 975,53 | 0,16 % | 17,21 % | 2,60 % | 10/04/2025 | 5 984,89 |



Valeurs les plus actives

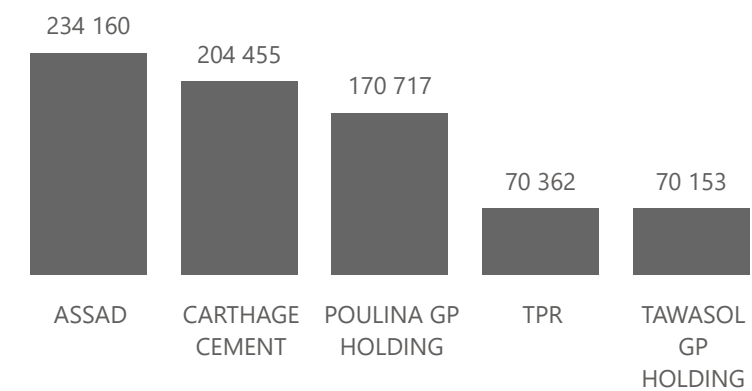
| Valeur | Compartiment | Groupe | Capitaux en TND |
|--------------------|--------------|--------|-----------------|
| POULINA GP HOLDING | A | 11 | 2 168 782 |
| TPR | A | 11 | 612 139 |
| ONE TECH HOLDING | A | 11 | 494 613 |
| ASSAD | S | 99 | 475 345 |
| CARTHAGE CEMENT | A | 11 | 428 569 |

Capitaux en TND



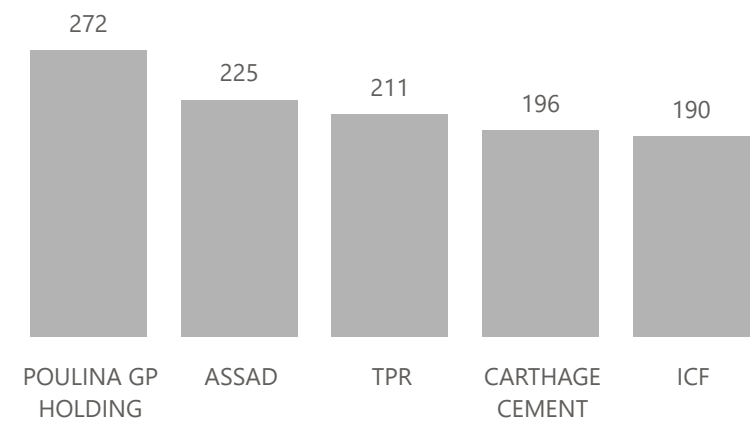
| Valeur | Compartiment | Groupe | Quantité |
|--------------------|--------------|--------|----------|
| ASSAD | S | 99 | 234 160 |
| CARTHAGE CEMENT | A | 11 | 204 455 |
| POULINA GP HOLDING | A | 11 | 170 717 |
| TPR | A | 11 | 70 362 |
| TAWASOL GP HOLDING | S | 99 | 70 153 |

Quantité



| Valeur | Compartiment | Groupe | Echanges |
|--------------------|--------------|--------|----------|
| POULINA GP HOLDING | A | 11 | 272 |
| ASSAD | S | 99 | 225 |
| TPR | A | 11 | 211 |
| CARTHAGE CEMENT | A | 11 | 196 |
| ICF | B | 11 | 190 |

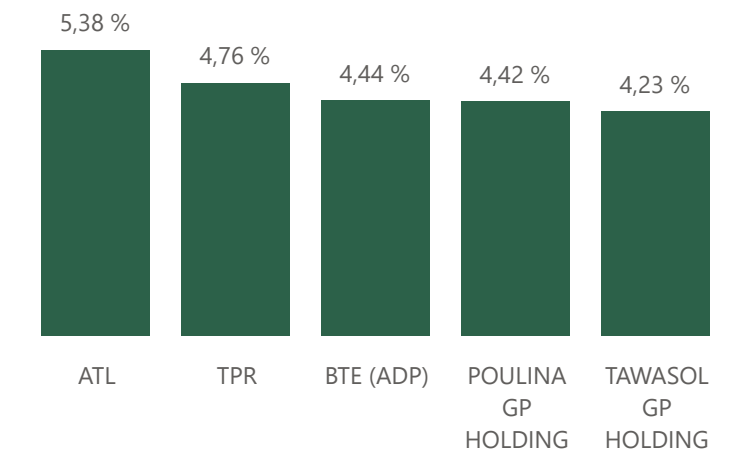
Echanges



Principaux écarts

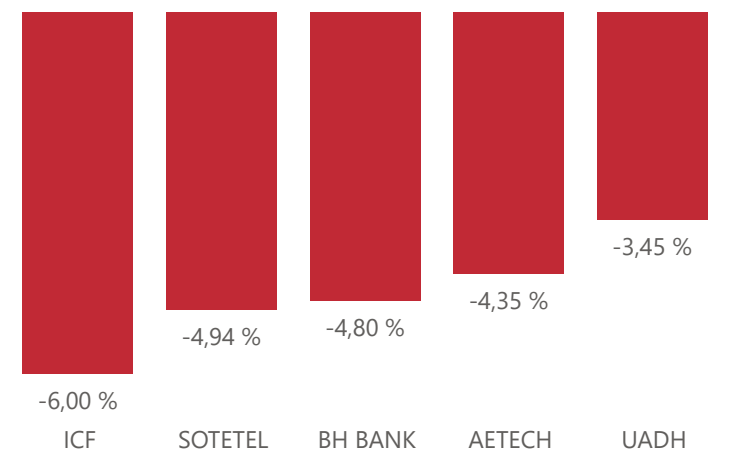
| Valeur | Groupe | Cours de Clôture | Var. du Jour |
|--------------------|--------|------------------|--------------|
| ATL | 11 | 5,090 | 5,38 % |
| TPR | 11 | 8,800 | 4,76 % |
| BTE (ADP) | 12 | 6,120 | 4,44 % |
| POULINA GP HOLDING | 11 | 13,000 | 4,42 % |
| TAWASOL GP HOLDING | 99 | 0,740 | 4,23 % |

Top 5 hausses



| Valeur | Groupe | Cours de Clôture | Var. du Jour |
|---------|--------|------------------|--------------|
| ICF | 11 | 109,510 | -6,00 % |
| SOTETEL | 11 | 6,350 | -4,94 % |
| BH BANK | 11 | 11,900 | -4,80 % |
| AETECH | 99 | 0,220 | -4,35 % |
| UADH | 99 | 0,560 | -3,45 % |

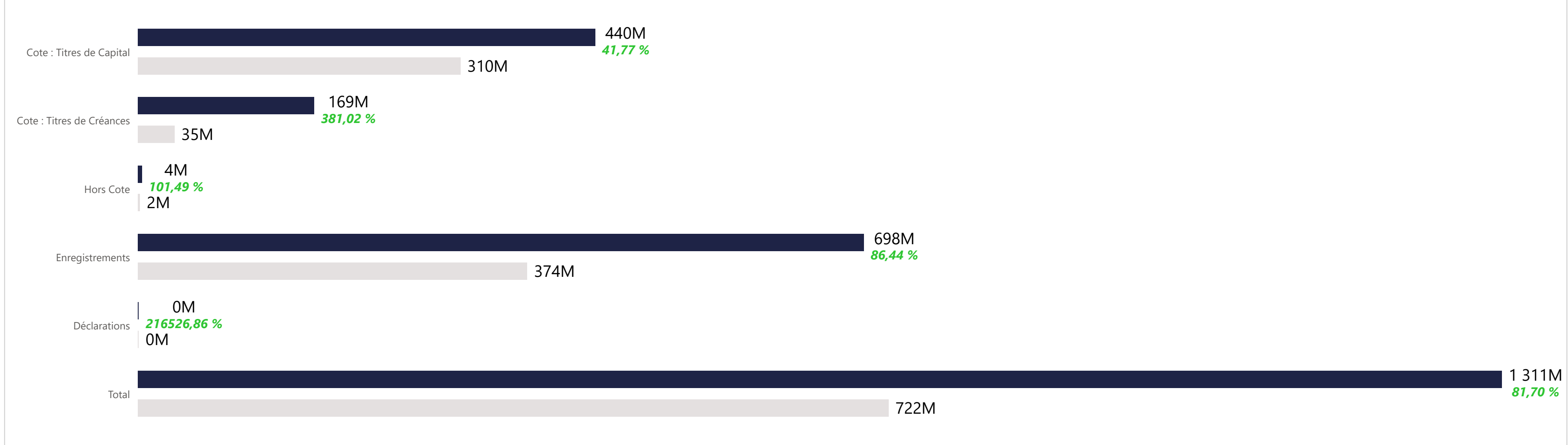
Top 5 baisses



| Marchés | Echanges cumulés 2025 | Echanges cumulés 2024 | Variation | Quantité cumulée 2025 | Quantité cumulée 2024 | Variation | Capitaux cumulés 2025 en TND | Capitaux cumulés 2024 en TND | Variation |
|---------------------------|-----------------------|-----------------------|-----------|-----------------------|-----------------------|------------|------------------------------|------------------------------|-------------|
| Cote : Titres de Capital | 131 560 | 77 002 | 70,85 % | 52 751 876 | 30 530 303 | 72,79 % | 439 658 626 | 310 124 115 | 41,77 % |
| Cote : Titres de Créances | 242 | 1 010 | -76,04 % | 2 179 993 | 665 229 | 227,71 % | 169 371 693 | 35 211 216 | 381,02 % |
| Hors Cote | 1 308 | 519 | 152,02 % | 1 027 541 | 334 844 | 206,87 % | 3 884 677 | 1 927 958 | 101,49 % |
| Enregistrements | 348 | 379 | -8,18 % | 14 125 016 | 22 680 229 | -37,72 % | 697 858 101 | 374 306 880 | 86,44 % |
| Déclarations | 2 | 1 | 100,00 % | 769 | 5 | 15280,00 % | 339 010 | 156 | 216526,86 % |
| Total | 133 460 | 78 911 | 69,13 % | 70 085 195 | 54 210 610 | 29,28 % | 1 311 112 107 | 721 570 326 | 81,70 % |

Evolution des capitaux traités en TND 2025/2024

● Capitaux 2025 ● Capitaux 2024



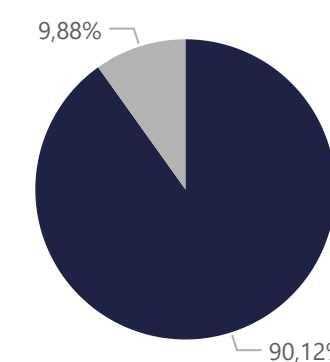
439 658 626

Capitaux traités en TND

| Marché | Echanges | Quantité | Capitaux en TND |
|--------------------------|----------|------------|-----------------|
| Cote : Titres de Capital | 131 560 | 52 751 876 | 439 658 626 |

Répartition du volume entre Carnet d'ordres central et Marché de blocs

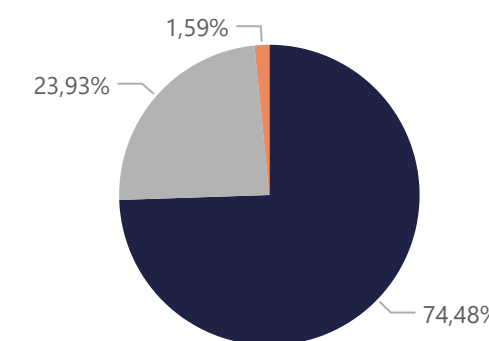
| Marché | Echanges | Quantité | Capitaux en TND | Capitaux en % |
|-------------------------|----------------|-------------------|--------------------|----------------|
| Carnet d'ordres Central | 131 548 | 48 898 966 | 396 219 146 | 90,12% |
| Marché de Blocs | 12 | 3 852 910 | 43 439 480 | 9,88% |
| Total | 131 560 | 52 751 876 | 439 658 626 | 100,00% |



Marché
 ● Carnet d'ordres Central
 ● Marché de Blocs

Répartition du volume par Compartiment

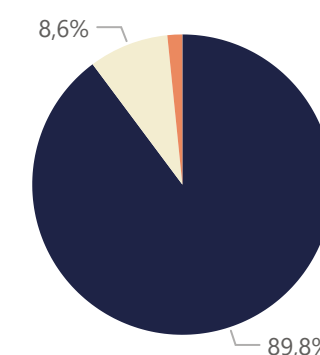
| Compartiment | Echanges | Quantité | Capitaux en TND | Capitaux en % |
|--------------|----------------|-------------------|--------------------|----------------|
| A | 82 273 | 32 464 157 | 327 436 808 | 74,48% |
| B | 42 544 | 11 685 444 | 105 230 054 | 23,93% |
| S | 6 743 | 8 602 275 | 6 991 765 | 1,59% |
| Total | 131 560 | 52 751 876 | 439 658 626 | 100,00% |



Compartiment
 ● A
 ● B
 ● S

Répartition du volume par Groupe de cotation

| Groupe de cotation | Echanges | Quantité | Capitaux en TND | Capitaux en % |
|--------------------|----------------|-------------------|--------------------|----------------|
| 11 | 115 920 | 40 150 305 | 394 806 022 | 89,80% |
| 12 | 5 299 | 3 972 067 | 37 808 372 | 8,60% |
| 99 | 6 666 | 8 601 669 | 6 991 742 | 1,59% |
| 32 | 3 675 | 27 835 | 52 490 | 0,01% |
| Total | 131 560 | 52 751 876 | 439 658 626 | 100,00% |



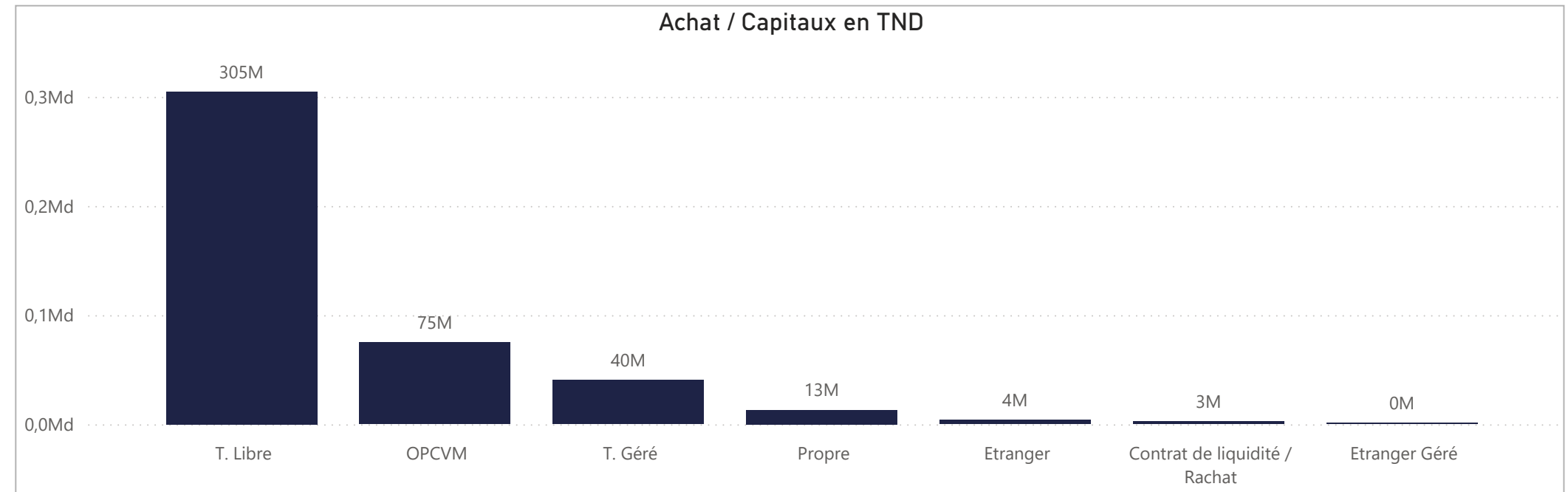
Groupe de cotation
 ● 11
 ● 12
 ● 99
 ● 32

| Séance du jour | | | | | | | | | | | | | | | | | | | | Année 2025 | | | | | | | | | |
|--------------------------------------|--------------|-------|--------------|--------|------------------|--------------------|----------------------|----------------|---------------|---------------|----------------------|------------|----------------|------------------|---------|--------------|------------|-------------|---------|------------|-----------|------------------|------------------|-------------------|----------------------|-------------------|--------------------|-----------------|------------|
| SECTEUR/VALEUR | Code ISIN | MNEMO | Compartiment | Groupe | Mode de Cotation | Titres Admis | Cap. Boursière en MD | Cap. B En % | Echanges Bloc | Quantité Bloc | Capitaux Bloc en TND | Echanges | Quantité | Capitaux en TND | Clôture | Var. du Jour | Indicateur | VWAP Veille | VWAP | Var. VWAP | Ouverture | Rendement annuel | Echanges Bloc | Quantité Bloc | Capitaux Bloc en TND | Echanges | Quantité | Capitaux en TND | |
| BANQUES | | | | | | 838 256 529 | 13 065,94 | 44,55 % | 0 | 0 | 0 | 437 | 123 334 | 1 685 288 | | | | | | | | 0 | 0 | 0 | 27 388 | 10 337 580 | 135 202 345 | | |
| BIAT | TN0001800457 | BIAT | A | 11 | Continu | 40 800 000 | 4 022,88 | 13,72 % | | | | 38 | 1 354 | 133 424 | 98,600 | 0,00 % | | 98,299 | 98,540 | 0,25 % | 93,830 | 5,08 % | | 3 125 | 191 827 | 18 778 344 | | | |
| ATTIJARI BANK | TN0001600154 | TJARI | A | 11 | Continu | 42 000 000 | 2 931,60 | 10,00 % | | | | 113 | 5 914 | 413 433 | 69,800 | 0,58 % | | 69,452 | 69,907 | 0,66 % | 51,500 | 45,24 % | | 5 955 | 524 912 | 34 489 368 | | | |
| AMEN BANK | TN0003400058 | AB | A | 11 | Continu | 34 920 000 | 1 431,72 | 4,88 % | | | | 105 | 9 636 | 393 993 | 41,000 | 0,49 % | | 40,559 | 40,888 | 0,81 % | 36,900 | 11,11 % | | 5 272 | 1 043 984 | 39 412 958 | | | |
| BT | TN0002200053 | BT | A | 11 | Continu | 270 000 000 | 1 390,50 | 4,74 % | | | | 32 | 23 664 | 121 875 | 5,150 | 0,00 % | | 5,152 | 5,150 | -0,04 % | 5,190 | -0,77 % | | 2 091 | 1 696 190 | 8 556 344 | | | |
| UIB | TN0003900107 | UIB | A | 11 | Continu | 32 560 000 | 718,27 | 2,45 % | | | | 13 | 10 237 | 226 001 | 22,060 | -0,63 % | | 22,106 | 22,077 | -0,13 % | 22,300 | -1,08 % | | 516 | 131 958 | 2 963 600 | | | |
| BNA | TN0003100609 | BNA | A | 11 | Continu | 64 000 000 | 570,24 | 1,94 % | | | | 53 | 20 064 | 179 740 | 8,910 | 0,11 % | | 8,805 | 8,958 | 1,74 % | 8,180 | 8,92 % | | 3 318 | 1 654 665 | 14 076 457 | | | |
| BH BANK | TN0001900604 | BH | A | 11 | Continu | 47 600 000 | 566,44 | 1,93 % | | | | 44 | 6 422 | 77 762 | 11,900 | -4,80 % | | 12,461 | 12,109 | -2,82 % | 12,700 | -6,30 % | | 699 | 145 859 | 1 878 943 | | | |
| STB | TN0002600955 | STB | A | 11 | Continu | 155 375 000 | 449,03 | 1,53 % | | | | 16 | 9 902 | 28 834 | 2,890 | -1,03 % | | 2,865 | 2,912 | 1,64 % | 2,970 | -2,69 % | | 3 660 | 2 801 530 | 7 772 224 | | | |
| UBCI | TN0002400505 | UBCI | A | 12 | Fixing | 20 001 529 | 416,03 | 1,42 % | | | | 1 | 3 | 62 | 20,800 | 4,00 % | | | 20,800 | | | 21,500 | -3,26 % | | 92 | 37 205 | 756 644 | | |
| ATB | TN0003600350 | ATB | A | 11 | Continu | 100 000 000 | 306,00 | 1,04 % | | | | 13 | 35 770 | 107 311 | 3,060 | 2,00 % | | 3,000 | 3,000 | 0,00 % | 2,800 | 9,29 % | | 2 047 | 2 013 589 | 5 892 634 | | | |
| WIFACK INT BANK | TN0007200017 | WIFAK | A | 11 | Continu | 30 000 000 | 257,10 | 0,88 % | | | | 4 | 251 | 2 151 | 8,570 | 0,00 % | | 8,570 | 8,570 | 0,00 % | 9,000 | -4,78 % | | 253 | 51 677 | 444 934 | | | |
| BTE (ADP) | TN0001300557 | BTE | B | 12 | Fixing | 1 000 000 | 6,12 | 0,02 % | | | | 5 | 117 | 701 | 6,120 | 4,44 % | H | 5,860 | 5,990 | 2,22 % | 3,350 | 82,69 % | | 360 | 44 184 | 179 894 | | | |
| AGRO ALIMENTAIRE ET BOISSONS | | | | | | 516 820 147 | 6 889,50 | 23,49 % | 0 | 0 | 0 | 414 | 201 145 | 2 673 178 | | | | | | | | 2 | 140 000 | 3 020 500 | 13 605 | 4 242 198 | 54 873 713 | | |
| SFBT | TN0001100254 | SFBT | A | 11 | Continu | 268 125 000 | 3 225,54 | 11,00 % | | | | 39 | 13 787 | 164 969 | 12,030 | 0,25 % | | 11,888 | 11,966 | 0,66 % | 11,600 | 3,71 % | | 4 879 | 1 588 987 | 18 771 186 | | | |
| POULINA GP HOLDING | TN0005700018 | PGH | A | 11 | Continu | 180 003 600 | 2 340,05 | 7,98 % | | | | 272 | 170 717 | 2 168 782 | 13,000 | 4,42 % | | 12,374 | 12,704 | 2,67 % | 8,680 | 49,77 % | | 3 910 | 1 510 086 | 15 323 302 | | | |
| DELICE HOLDING | TN0007670011 | DH | A | 11 | Continu | 54 907 262 | 1 169,52 | 3,99 % | | | | 85 | 14 987 | 321 045 | 21,300 | -0,70 % | | 21,439 | 21,422 | -0,08 % | 16,090 | 32,38 % | | 2 | 140 000 | 3 020 500 | 3 744 | 939 286 | 18 571 362 |
| LAND OR | TN0007510019 | LNDOR | B | 11 | Continu | 13 784 285 | 154,38 | 0,53 % | | | | 18 | 1 654 | 18 382 | 11,200 | -0,88 % | | 11,049 | 11,114 | 0,59 % | 10,350 | 8,21 % | | 1 072 | 203 839 | 2 207 863 | | | |
| DISTRIBUTION | | | | | | 194 111 628 | 1 530,56 | 5,22 % | 0 | 0 | 0 | 104 | 19 543 | 142 250 | | | | | | | | 4 | 2 372 088 | 17 268 808 | 11 610 | 5 727 452 | 43 187 202 | | |
| ARTES | TN0007300015 | ARTES | A | 11 | Continu | 38 250 000 | 399,33 | 1,36 % | | | | 34 | 4 404 | 45 807 | 10,440 | 1,26 % | | 10,297 | 10,401 | 1,01 % | 8,200 | 27,32 % | | 2 589 | 962 554 | 9 729 444 | | | |
| ENNAKL AUTOMOBILES | TN0007410012 | NAKL | A | 11 | Continu | 30 000 000 | 345,00 | 1,18 % | | | | 3 | 38 | 425 | 11,500 | 0,00 % | | 11,156 | 11,187 | 0,28 % | 10,610 | 8,39 % | | 1 | 117 088 | 1 461 258 | 541 | 184 770 | 2 226 901 |
| CITY CARS | TN0007550015 | CITY | A | 11 | Continu | 18 000 000 | 295,02 | 1,01 % | | | | 4 | 372 | 6 006 | 16,390 | -0,30 % | | 15,937 | 16,146 | 1,31 % | 12,700 | 29,06 % | | 1 221 | 207 213 | 3 010 814 | | | |
| SMART TUNISIE | TNQPQXRODTH8 | SMART | B | 11 | Continu | 10 123 443 | 134,54 | 0,46 % | | | | 11 | 2 881 | 38 315 | 13,290 | 0,00 % | | 13,299 | 13,299 | 0,00 % | 13,650 | -2,64 % | | 2 043 | 315 582 | 4 207 993 | | | |
| MAGASIN GENERAL | TN0006440010 | MAG | B | 12 | Fixing | 15 777 070 | 106,81 | 0,36 % | | | | 6 | 200 | 1 354 | 6,770 | 0,00 % | | | 6,770 | | 6,990 | -3,15 % | | 3 | 2 255 000 | 15 807 550 | 111 | 2 260 374 | 15 845 352 |
| MONOPRIX | TN0001000108 | MNP | B | 12 | Fixing | 25 345 736 | 90,74 | 0,31 % | | | | 7 | 1 276 | 4 537 | 3,580 | 2,87 % | | 3,480 | 3,556 | 2,18 % | 3,550 | 0,85 % | | 240 | 57 241 | 200 461 | | | |
| SOTUMAG | TN0006580013 | MGR | B | 11 | Continu | 13 200 000 | 82,50 | 0,28 % | | | | 19 | 4 482 | 27 551 | 6,250 | 2,46 % | | 6,101 | 6,147 | 0,75 % | 6,250 | 0,00 % | | 914 | 345 463 | 2 153 942 | | | |
| STA | TNNGTFLC2986 | STA | B | 11 | Continu | 2 000 000 | 46,60 | 0,16 % | | | | 6 | 284 | 6 537 | 23,300 | -2,06 % | | 23,682 | 23,019 | -2,80 % | 21,000 | 10,95 % | | 2 271 | 214 316 | 4 680 733 | | | |
| UADH | TN0007690019 | UADH | S | 99 | Fixing | 36 953 847 | 20,69 | 0,07 % | | | | | | 0,560 | -3,45 % | B | | 0,580 | | | 0,540 | 3,70 % | | 862 | 841 321 | 406 100 | | | |
| CELLCOM | TN0007590011 | CELL | B | 12 | Fixing | 4 461 532 | 9,32 | 0,03 % | | | | 14 | 5 606 | 11 717 | 2,090 | -0,48 % | | | 2,090 | | 2,340 | -10,68 % | | | 818 | 338 618 | 725 463 | | |
| ASSURANCE | | | | | | 60 467 693 | 1 425,68 | 4,86 % | 0 | 0 | 0 | 47 | 1 478 | 208 883 | | | | | | | | 3 | 51 822 | 5 112 092 | 2 281 | 515 738 | 14 552 578 | | |
| STAR | TN0006060016 | STAR | A | 12 | Fixing | 2 307 693 | 467,31 | 1,59 % | | | | 33 | 975 | 197 438 | 202,500 | 0,00 % | | 202,500 | 202,500 | 0,00 % | 178,000 | 13,76 % | | 2 | 17 736 | 3 595 265 | 603 | 50 724 | 10 000 452 |
| ASTREE | TN0003000452 | AST | A | 12 | Fixing | 6 000 000 | 273,00 | 0,93 % | | | | 1 | 15 | 683 | 45,500 | 0,00 % | | | 45,500 | | 46,000 | -1,09 % | | 1 | 34 086 | 1 516 827 | 57 | 36 390 | 1 620 945 |
| ASSUR MAGHREBIA | TN0007830011 | ASSMA | A | 12 | Fixing | 4 500 000 | 229,50 | 0,78 % | | | | 5 | 160 | 8 160 | 51,000 | 0,00 % | | 51,000 | 51,000 | 0,00 % | 51,480 | -0,93 % | | 357 | 7 529 | 380 590 | | | |
| TUNIS RE | TN0007380017 | TRE | B | 11 | Continu | 20 000 000 | 158,00 | 0,54 % | | | | 8 | 328 | 2 603 | 7,900 | -1,25 % | | | 7,936 | | 8,200 | -3,66 % | | 267 | 38 135 | 298 512 | | | |
| BH ASSURANCE | TN0006550016 | BHASS | B | 12 | Fixing | 2 660 000 | 151,62 | 0,52 % | | | | | | | 57,000 | 0,00 % | NC | | | | 49,000 | 16,33 % | | 7 | 93 | 4 688 | | | |
| ASSU MAGHREBIA VIE | TNDKJ8068X14 | AMV | B | 11 | Continu | 25 000 000 | 146,25 | 0,50 % | | | | | | | 5,850 | 0,00 % | NC | | 5,799 | | 6,150 | -4,88 % | | 990 | 382 867 | 2 247 390 | | | |
| BIENS ET SERVICES INDUSTRIELS | | | | | | 135 098 475 | 1 307,23 | 4,46 % | 0 | 0 | 0 | 125 | 110 452 | 707 552 | | | | | | | | 3 | 1 289 000 | 18 038 080 | 12 944 | 5 706 828 | 58 110 290 | | |
| ONE TECH HOLDING | TN0007530017 | OTH | A | 11 | Continu | 80 400 000 | 710,74 | 2,42 % | | | | 75 | 56 019 | 494 613 | 8,840 | -0,11 % | | 8,780 | 8,829 | 0,56 % | 9,300 | -4,95 % | | 6 595 | 2 156 016 | 19 469 862 | | | |
| SOTUVER | TN0006560015 | SOTUV | A | 11 | Continu | 39 254 475 | 543,67 | 1,85 % | | | | 24 | 2 656 | 36 940 | 13,850 | -1,00 % | | 13,927 | 13,908 | -0,14 % | 12,610 | 9,83 % | | 3 | 1 289 000 | 18 038 080 | 4 796 | 2 557 453 | 35 265 132 |
| SIAME | TN0006590012 | SIAME | B | 11 | Continu | 15 444 000 | 52,82 | 0,18 % | | | | 26 | 51 777 | 175 999 | 3,420 | 0,88 % | | 3,349 | 3,399 | 1,49 % | 3,580 | -4,47 % | | 1 553 | 993 359 | 3 375 296 | | | |
| SERVICES FINANCIERS | | | | | | 131 016 000 | 1 243,29 | 4,24 % | 0 | 0 | 0 | 114 | 32 397 | 415 117 | | | | | | | | 0 | 0 | 0 | 4 879 | 1 809 834 | 17 445 704 | | |
| SPDIT - SICAF | TN0001400704 | SPDIT | A | 11 | Continu | 28 000 000 | 369,60 | 1,26 % | | | | 14 | 982 | 12 801 | 13,200 | 1,54 % | | 13,003 | 13,036 | 0,25 % | 12,000 | 10,00 % | | 760 | 221 767 | 2 798 982 | | | |
| TUNISIE LEASING F | TN0002100907 | TLS | B | 11 | Continu | 10 800 000 | | | | | | | | | | | | | | | | | | | | | | | |

| Séance du jour | | | | | | | | | | Année 2025 | | |
|--------------------------------------|---------------|-------|--------|----------|----------|-----------------|---------------|------------|----------|------------|-----------------|--|
| Secteur / Emetteur / Valeur | Code ISIN | MNEMO | Groupe | Echanges | Quantité | Capitaux en TND | Dernier cours | Indicateur | Echanges | Quantité | Capitaux en TND | |
| TECHNOLOGIE | | | | | | | | | | | | |
| TELNET HOLDING | | | | | | | | | | | | |
| TN Da 1/10 010719 | TN0007440035 | TLN19 | 32 | | | | | NC | 10 | 36 | 13 | |
| BANQUES | | | | | | | | | | | | |
| ATTIJARI BANK | | | | | | | | | | | | |
| TJARI - (Da) | TN0001600162 | TJADA | 32 | | | | | NC | 9 | 36 | 117 | |
| TJARI - Da39 | TN0001600261 | TJA39 | 32 | | | | | NC | 0 | 0 | 0 | |
| TJARIDA1/40 250518 | TN0001600501 | TJA18 | 32 | | | | | NC | 34 | 623 | 793 | |
| BIAT | | | | | | | | | | | | |
| BIAT Da32 4/60 | TN0001800465 | BIA32 | 32 | | | | | NC | 2 | 60 | 591 | |
| BIAT Da36 1/20 | TN0001800507 | BIA36 | 32 | | | | | NC | 52 | 351 | 1 201 | |
| BIAT Da1/20 290620 | TN0001800622 | BIA20 | 32 | 1 | 1 | 4 | 4,000 | | 109 | 608 | 2 354 | |
| BIAT DA1/7 291124 | TN63R17BF70 | BIA24 | 32 | 2 | 6 | 77 | 12,810 | | 525 | 1 557 | 19 076 | |
| BI BANK | | | | | | | | | | | | |
| BQ HABITAT (Da) | TN0001900612 | BHDA | 32 | | | | | NC | 5 | 12 | 3 | |
| BH Da 1/20 150999 | TN0001900679 | BH12 | 32 | | | | | NC | 1 | 2 | 2 | |
| BH DA1/25 14022000 | TN0001900711 | BH14 | 32 | | | | | NC | 5 | 55 | 7 | |
| BHDA 1/15 28052007 | TN0001900778 | BHDA7 | 32 | | | | | NC | 0 | 0 | 0 | |
| BH DA 1/3 270715 | TN0001900901 | BH15 | 32 | | | | | NC | 4 | 4 | 12 | |
| BH DA 1/5 171117 | TN0001900992 | BH17 | 32 | | | | | NC | 16 | 51 | 47 | |
| BT | | | | | | | | | | | | |
| BQ DE TSIE - Da | TN0002200103 | BTDA | 32 | | | | | NC | 0 | 0 | 0 | |
| Bt Da 3/10 170599 | TN0002200210 | BT149 | 32 | 1 | 1 | 4 | 4,000 | | 4 | 7 | 52 | |
| BTDa1/7(12/01) | TN0002200251 | BT154 | 32 | | | | | NC | 5 | 12 | 35 | |
| BT Da 1/2 23052006 | TN0002200319 | BTDA6 | 32 | | | | | NC | 1 | 1 | 9 | |
| BT Da 1/2 10106099 | TN0002200327 | BTDA9 | 32 | 1 | 1 | 5 | 5,000 | | 3 | 3 | 16 | |
| BT Da 1/2 280613 | TN0002200335 | BT13 | 32 | 4 | 7 | 15 | 2,200 | | 14 | 21 | 23 | |
| BT DA 1/5 03062016 | TN0002200343 | BT16 | 32 | 2 | 2 | 3 | 1,400 | | 18 | 33 | 36 | |
| BT DA 1/4 04052018 | TN0002200350 | BT18 | 32 | 4 | 7 | 8 | 1,200 | | 21 | 45 | 53 | |
| BT DA 1/5 10052022 | TNHYHLWKDE9D7 | BT22 | 32 | 1 | 1 | 1 | 0,850 | | 45 | 132 | 75 | |
| UBCI | | | | | | | | | | | | |
| UBCI Da 1/6 010900 | TN0002400570 | UBC00 | 32 | | | | | NC | 0 | 0 | 0 | |
| UBCI Da 3/7 010704 | TN0002400646 | UBC04 | 32 | | | | | NC | 0 | 0 | 0 | |
| UBCI Da 1/2 150710 | TN0002400653 | UBC10 | 32 | | | | | NC | 0 | 0 | 0 | |
| UBCI Da8/33 141013 | TN0002400695 | UBC13 | 32 | | | | | NC | 11 | 99 | 421 | |
| BNA | | | | | | | | | | | | |
| BNA Da 1/10 040509 | TN0003100623 | BNA09 | 32 | | | | | NC | 0 | 0 | 0 | |
| BNA Da 1/10 20051018 | TN0003100740 | BNA18 | 32 | | | | | NC | 8 | 11 | 0 | |
| BNA Da 1/55 150419 | TN0003100819 | BNA19 | 32 | | | | | NC | 13 | 126 | 1 | |
| AB | | | | | | | | | | | | |
| AB Da 26 3/37 | TN0003400108 | AB26 | 32 | | | | | NC | 0 | 0 | 0 | |
| AB Da 29 3/40 | TN0003400116 | AB29 | 32 | | | | | NC | 0 | 0 | 0 | |
| AB Da 34 2/59 | TN0003400157 | AB34 | 32 | | | | | NC | 0 | 0 | 0 | |
| AB Da 1/27 | TN0003400207 | ABA38 | 32 | | | | | NC | 0 | 0 | 0 | |
| ABDA 1/14 11122007 | TN0003400272 | ABDA7 | 32 | | | | | NC | 0 | 0 | 0 | |
| AB Da 3/37 281209 | TN0003400371 | ABDA9 | 32 | | | | | NC | 2 | 2 | 6 | |
| AB Da 1/10 110613 | TN0003400454 | AB13 | 32 | | | | | NC | 3 | 6 | 28 | |
| AB DA1/24 01082016 | TN0003400512 | AB16 | 32 | | | | | NC | 3 | 10 | 0 | |
| AB DA1/25 300617 | TN0003400579 | AB17 | 32 | | | | | NC | 30 | 298 | 252 | |
| AB DA 1/12 102323 | TN0003401287 | AB23 | 32 | | | | | NC | 31 | 88 | 430 | |
| AB DA 2/13 281024 | TN66FMSAS18 | AB24 | 32 | 5 | 33 | 182 | 5,500 | | 159 | 912 | 4 740 | |
| ATB | | | | | | | | | | | | |
| ATBDA1/7 0911105 | TN0003600434 | ATBDA | 32 | | | | | NC | 0 | 0 | 0 | |
| ATB Da 1/10 151208 | TN0003600517 | ATB08 | 32 | | | | | NC | 0 | 0 | 0 | |
| ATB Da 1/16 161210 | TN0003600616 | ATB10 | 32 | | | | | NC | 1 | 8 | 0 | |
| WIFACK INTERNATIONAL BANK | | | | | | | | | | | | |
| WIFAK DA1/2 121015 | TN0007200132 | WIF15 | 32 | | | | | NC | 1 | 1 | 0 | |
| ASSURANCE | | | | | | | | | | | | |
| ASTREE | | | | | | | | | | | | |
| AST DA 1/2 140817 | TN0003000528 | AST17 | 32 | | | | | NC | 0 | 0 | 0 | |
| SERVICES FINANCIERS | | | | | | | | | | | | |
| SPDIT SICAF | | | | | | | | | | | | |
| SPDIT Da 1/24 3512 | TN0001400720 | SPD12 | 32 | | | | | NC | 1 | 1 | 0 | |
| TUNISIE LEASING ET FACTORING | | | | | | | | | | | | |
| TUN. LEAS. (Da 10) | TN0002100915 | TLSDA | 32 | | | | | NC | 0 | 0 | 0 | |
| TLS Da 1/4 | TN0002100956 | TLD01 | 32 | | | | | NC | 0 | 0 | 0 | |
| TLS Da 1/5(021202) | TN0002100980 | TL502 | 32 | | | | | NC | 0 | 0 | 0 | |
| TLS Da 1/6(181203) | TN0002101012 | TL503 | 32 | | | | | NC | 0 | 0 | 0 | |
| TLS Da 1/7(061204) | TN0002101061 | TL504 | 32 | | | | | NC | 0 | 0 | 0 | |
| TLS Da1/55(010307) | TN0002101152 | TL507 | 32 | | | | | NC | 0 | 0 | 0 | |
| TLS Da 1/56 030308 | TN0002101210 | TL508 | 32 | | | | | NC | 0 | 0 | 0 | |
| TLS Da 1/57 020309 | TN0002101319 | TL509 | 32 | | | | | NC | 0 | 0 | 0 | |
| TLS Da 1/58 301209 | TN0002101392 | TL592 | 32 | | | | | NC | 6 | 18 | 0 | |
| TLS Da 1/59 010210 | TN0002101400 | TL510 | 32 | | | | | NC | 6 | 20 | 0 | |
| TLS Da 3/80 010213 | TN0002101590 | TL513 | 32 | | | | | NC | 13 | 66 | 30 | |
| TL DA3/83 10022014 | TN0002101749 | TL514 | 32 | | | | | NC | 6 | 40 | 15 | |
| TL DA2/43 02022015 | TN0002101814 | TL515 | 32 | | | | | NC | 8 | 127 | 3 | |
| TL DA1/23 010719 | TN0002102044 | TL519 | 32 | | | | | NC | 21 | 133 | 43 | |
| CIL | | | | | | | | | | | | |
| CIL DA 2007 1/4 | TN0004201042 | CIL07 | 32 | | | | | NC | 0 | 0 | 0 | |
| CIL Da 1/5 301208 | TN0004201117 | CIL08 | 32 | | | | | NC | 1 | 3 | 38 | |
| CIL Da 1/3 110610 | TN0004201216 | CIL10 | 32 | | | | | NC | 0 | 0 | 0 | |
| CIL Da 1/4 030611 | TN0004201281 | CIL11 | 32 | | | | | NC | 1 | 1 | 10 | |
| CIL DA2/5 15052023 | TNEOEJKAP2R7 | CIL23 | 32 | | | | | NC | 3 | 3 | 14 | |
| ATL | | | | | | | | | | | | |
| ATL Da 1/5 290808 | TN0004700266 | ATL08 | 32 | | | | | NC | 0 | 0 | 0 | |
| ATL Da 2/17 261112 | TN0004700472 | ATL12 | 32 | | | | | NC | 5 | 21 | 10 | |
| ATTIJARI LEASING | | | | | | | | | | | | |
| ATTIJARI LS ROMPU | TN0006610141 | TJLR | 32 | | | | | NC | 0 | 0 | 0 | |
| TJL DA 3/17 210717 | TN0006610448 | TJL17 | 32 | | | | | NC | 9 | 37 | 83 | |
| BH LEASING | | | | | | | | | | | | |
| ML DA 1/4 250515 | TN0006720072 | ML15 | 32 | | | | | NC | 6 | 10 | 0 | |
| HANNIBAL LEASE | | | | | | | | | | | | |
| HL DA 1/10 180817 | TN0007310378 | HL17 | 32 | | | | | NC | 0 | 0 | 0 | |
| HL DA37/100 090720 | TN0007310519 | HL20 | 32 | | | | | NC | 6 | 387 | 1 161 | |
| TELECOMMUNICATIONS | | | | | | | | | | | | |
| SOTETEL | | | | | | | | | | | | |
| SOTETEL Da1/6 | TN0006530059 | SOT01 | 32 | | | | | NC | 0 | 0 | 0 | |
| SOT Da 1/5 010102 | TN0006530067 | SOT02 | 32 | | | | | NC | 0 | 0 | 0 | |
| SOT Da 1/5 010703 | TN0006530075 | SOT03 | 32 | | | | | NC | 0 | 0 | 0 | |
| SOT Da 1/10 150704 | TN0006530083 | SOT04 | 32 | | | | | NC | 4 | 10 | 6 | |
| SOT Da1/22 010906 | TN0006530091 | SOT06 | 32 | | | | | NC | 3 | 8 | 0 | |
| DISTRIBUTION | | | | | | | | | | | | |
| MONOPRIX | | | | | | | | | | | | |
| MONOPRIX Da | TN0001000116 | MNPDA | 32 | | | | | NC | 0 | 0 | 0 | |
| MNP Da 1/2 100611 | TN0001000124 | MNP11 | 32 | | | | | NC | 1 | 1 | 0 | |
| MNP Da 1/5 040612 | TN0001000132 | MNP12 | 32 | | | | | NC | 2 | 2 | 0 | |
| MNP Da 1/6 160819 | TN0001000140 | MNP15 | 32 | | | | | NC | 1 | 1 | 0 | |
| MAGASIN GENERAL | | | | | | | | | | | | |
| MAG GEN Da 1/2 | TN0006440028 | MGDA4 | 32 | | | | | NC | 0 | 0 | 0 | |
| SOTUMAG | | | | | | | | | | | | |
| MGR Da1/3 050710 | TN0006580021 | MGR10 | 32 | | | | | NC | 3 | 3 | 3 | |
| MGR Da 1/10 201217 | TN0006580039 | MGR17 | 32 | | | | | NC | 7 | 10 | 5 | |
| ARTES | | | | | | | | | | | | |
| ARTES Da1/4 230712 | TN0007300023 | ART12 | 32 | | | | | NC | 7 | 7 | 4 | |
| ARTES Da1/5 040313 | TN0007300031 | ART13 | 32 | | | | | NC | 13 | 15 | 18 | |
| CITY CARS | | | | | | | | | | | | |
| CITY DA1/3 230919 | TN0007550023 | CTY19 | 32 | | | | | NC | 11 | 13 | 45 | |
| SMART TUNISIE | | | | | | | | | | | | |
| SMART DA1/5 070623 | TN71DY8K058 | SMT23 | 32 | | | | | NC | 84 | 145 | 201 | |
| SMART DA1/6 111124 | TN7PHUMSSGW2 | SMT24 | 32 | 1 | 3 | 6 | 2,000 | | 128 | 498 | 915 | |
| VOYAGE ET LOISIRS | | | | | | | | | | | | |
| TUNISAIR | | | | | | | | | | | | |
| TUNISAIR - Da 01 | TN0001200419 | TAIDA | 32 | | | | | NC | 16 | 55 | 2 | |
| TUNISAIR - Da 04 | TN0001200468 | TAI04 | 32 | | | | | NC | 2 | 11 | 0 | |
| TAIR Da1/10 010799 | TN0001200476 | TAI99 | 32 | | | | | NC | 6 | 61 | 1 | |
| TAIR Da1/10 030700 | TN0001200492 | TAI00 | 32 | | | | | NC | 7 | 75 | 1 | |
| TUNISAIR Da 1/10 | TN0001200518 | TAI01 | 32 | | | | | NC | 9 | 123 | 2 | |
| TAIR Da1/22 310806 | TN0001200534 | TAI06 | 32 | | | | | NC | 1 | 3 | 0 | |
| TAIR Da 1/5 010908 | TN0001200542 | TAI08 | 32 | | | | | NC | 0 | 0 | 0 | |
| TAIR Da1/11 170709 | TN0001200567 | TAI09 | 32 | | | | | NC | 0 | 0 | 0 | |
| SANTE | | | | | | | | | | | | |
| UNIMED | | | | | | | | | | | | |
| UMED D1/6/59 26716 | TN0007720020 | UMD16 | 32 | 2 | 2 | 0 | 0,150 | | 7 | 708 | 911 | |
| UMD DA1/1/17 40817 | TN0007720032 | UMD17 | 32 | | | | | NC | 24 | 802 | 180 | |
| AUTOMOBILES ET EQUIPEMENTIERS | | | | | | | | | | | | |
| STIP | | | | | | | | | | | | |
| STIP Da1/10 0703 | TN0005030028 | STIP3 | 32 | | | | | NC | 0 | 0 | 0 | |
| ASSAD | | | | | | | | | | | | |
| ASSDa1/9(01/07/ | | | | | | | | | | | | |

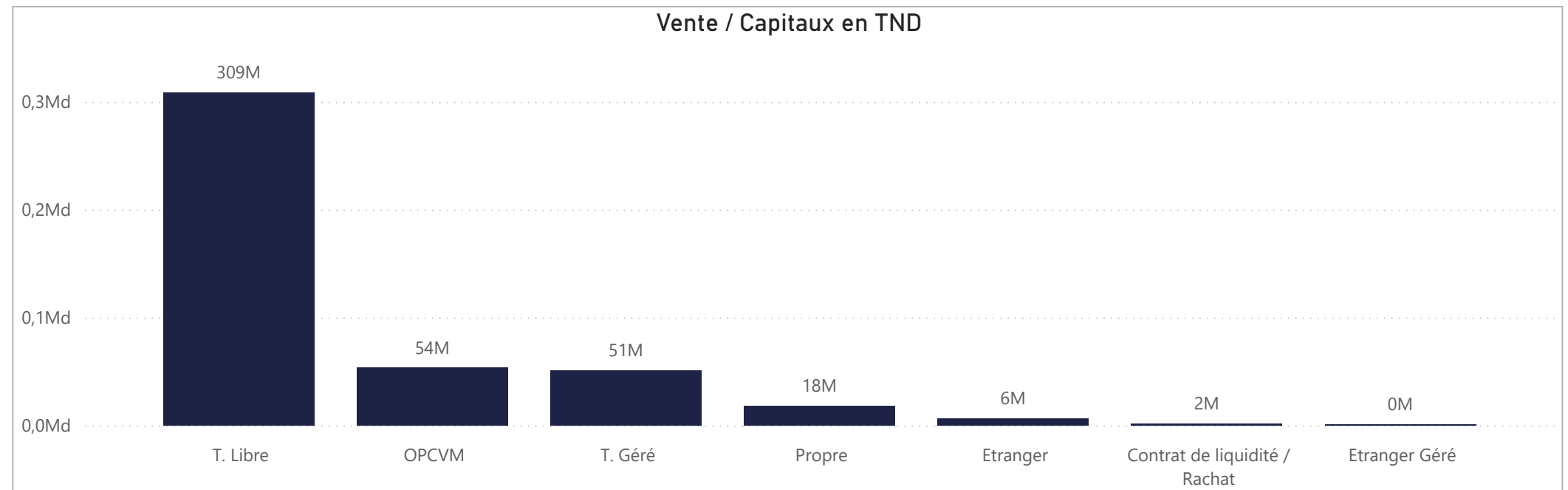
ACHAT

| Achat | Echanges | Quantité | Capitaux en TND | Capitaux en % |
|-------------------------------|----------------|-------------------|--------------------|----------------|
| T. Libre | 106 581 | 39 468 842 | 304 558 931 | 69,27% |
| OPCVM | 10 888 | 6 652 293 | 75 006 146 | 17,06% |
| T. Géré | 11 229 | 4 823 987 | 40 405 691 | 9,19% |
| Propre | 1 191 | 891 754 | 13 226 588 | 3,01% |
| Etranger | 635 | 384 247 | 3 867 973 | 0,88% |
| Contrat de liquidité / Rachat | 1 017 | 522 960 | 2 528 083 | 0,58% |
| Etranger Géré | 19 | 7 793 | 65 214 | 0,01% |
| Total | 131 560 | 52 751 876 | 439 658 626 | 100,00% |



VENTE

| Vente | Echanges | Quantité | Capitaux en TND | Capitaux en % |
|-------------------------------|----------------|-------------------|--------------------|----------------|
| T. Libre | 97 863 | 39 349 644 | 308 640 933 | 70,20% |
| OPCVM | 11 411 | 4 733 222 | 53 638 053 | 12,20% |
| T. Géré | 18 327 | 5 461 027 | 50 965 881 | 11,59% |
| Propre | 2 269 | 1 900 621 | 18 090 412 | 4,11% |
| Etranger | 1 219 | 1 207 830 | 6 489 288 | 1,48% |
| Contrat de liquidité / Rachat | 425 | 86 510 | 1 747 905 | 0,40% |
| Etranger Géré | 46 | 13 022 | 86 155 | 0,02% |
| Total | 131 560 | 52 751 876 | 439 658 626 | 100,00% |



ACHAT

Marché Principal

| Mois | Contrat de liquidité / Rachat | Etranger | Etranger Géré | OPCVM | Propre | T. Géré | T. Libre | Total |
|--------------|-------------------------------|------------------|---------------|-------------------|-------------------|-------------------|--------------------|--------------------|
| janvier | 288 356 | 419 638 | 6 429 | 19 172 354 | 1 969 755 | 12 358 439 | 96 066 249 | 130 281 220 |
| février | 940 726 | 1 217 078 | 21 094 | 28 766 147 | 394 941 | 10 131 637 | 76 544 864 | 118 016 486 |
| mars | 961 043 | 1 960 932 | 37 691 | 21 548 748 | 9 955 125 | 13 392 731 | 103 066 470 | 150 922 739 |
| avril | 337 958 | 270 325 | | 5 518 896 | 906 768 | 4 522 886 | 28 881 348 | 40 438 180 |
| 2 | 31 767 | | | 132 236 | | 240 504 | 3 275 063 | 3 679 570 |
| 3 | 36 416 | | | 521 404 | 81 907 | 976 338 | 4 783 990 | 6 400 056 |
| 4 | 26 499 | | | 1 487 847 | 61 275 | 265 858 | 6 166 714 | 8 008 193 |
| 7 | 141 307 | | | 391 730 | 524 601 | 1 293 258 | 4 564 762 | 6 915 659 |
| 8 | 39 738 | | | 1 848 723 | 199 984 | 577 228 | 4 250 619 | 6 916 292 |
| 10 | 62 230 | 270 325 | | 1 136 957 | 39 000 | 1 169 699 | 5 840 199 | 8 518 411 |
| Total | 2 528 083 | 3 867 973 | 65 214 | 75 006 146 | 13 226 588 | 40 405 691 | 304 558 931 | 439 658 626 |

Marché de Bloc

| Mois | Propre | T. Libre | Total |
|--------------|------------------|-------------------|-------------------|
| janvier | | 17 324 377 | 17 324 377 |
| mars | 8 623 845 | 17 491 258 | 26 115 103 |
| Total | 8 623 845 | 34 815 635 | 43 439 480 |

VENTE

Marché Principal

| Mois | Contrat de liquidité / Rachat | Etranger | Etranger Géré | OPCVM | Propre | T. Géré | T. Libre | Total |
|--------------|-------------------------------|------------------|---------------|-------------------|-------------------|-------------------|--------------------|--------------------|
| janvier | 525 024 | 1 419 450 | 7 658 | 13 998 498 | 1 777 939 | 16 661 263 | 95 891 388 | 130 281 220 |
| février | 753 593 | 3 075 751 | 32 375 | 15 249 304 | 3 415 285 | 16 172 015 | 79 318 163 | 118 016 486 |
| mars | 253 079 | 1 852 422 | 27 151 | 18 382 868 | 11 771 101 | 13 622 088 | 105 014 031 | 150 922 739 |
| avril | 216 208 | 141 665 | 18 971 | 6 007 384 | 1 126 086 | 4 510 515 | 28 417 351 | 40 438 180 |
| 2 | 9 386 | 33 202 | | 329 673 | 156 661 | 467 745 | 2 682 903 | 3 679 570 |
| 3 | 156 856 | | | 1 847 703 | 75 152 | 482 129 | 3 838 215 | 6 400 056 |
| 4 | 16 937 | | 6 491 | 595 540 | 346 181 | 1 102 849 | 5 940 195 | 8 008 193 |
| 7 | 12 141 | | | 1 120 811 | 36 387 | 793 728 | 4 952 593 | 6 915 659 |
| 8 | 10 671 | | | 993 844 | 29 415 | 585 338 | 5 297 025 | 6 916 292 |
| 10 | 10 218 | 108 463 | 12 480 | 1 119 813 | 482 290 | 1 078 727 | 5 706 420 | 8 518 411 |
| Total | 1 747 905 | 6 489 288 | 86 155 | 53 638 053 | 18 090 412 | 50 965 881 | 308 640 933 | 439 658 626 |

Marché de Bloc

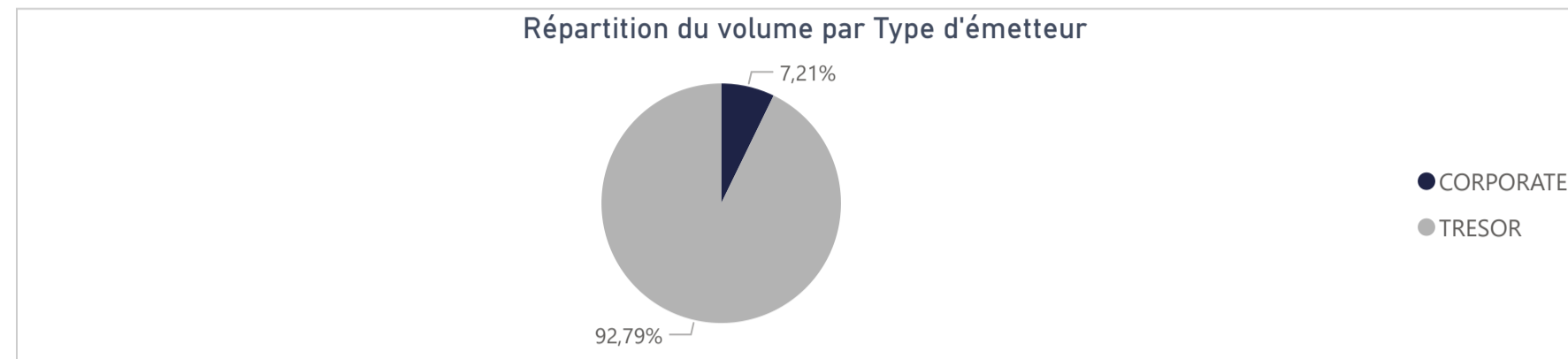
| Mois | Propre | T. Libre | Total |
|--------------|------------------|-------------------|-------------------|
| janvier | | 17 324 377 | 17 324 377 |
| mars | 8 623 845 | 17 491 258 | 26 115 103 |
| Total | 8 623 845 | 34 815 635 | 43 439 480 |

169 371 693

Capitaux traités sur l'année en TND

| Marché | Echanges | Quantité | Capitaux en TND |
|---------------------------|----------|-----------|-----------------|
| Cote : Titres de Créances | 242 | 2 179 993 | 169 371 693 |

| Type d'émetteur | Echanges | Quantité | Capitaux en TND | Capitaux en % |
|-----------------|------------|------------------|--------------------|----------------|
| TRESOR | 209 | 2 029 018 | 157 158 189 | 92,79% |
| CORPORATE | 33 | 150 975 | 12 213 504 | 7,21% |
| Total | 242 | 2 179 993 | 169 371 693 | 100,00% |



| Achat | Echanges | Quantité | Capitaux en TND | Capitaux en % |
|--------------|------------|------------------|--------------------|----------------|
| OPCVM | 103 | 2 124 898 | 167 633 512 | 98,97% |
| T. Libre | 40 | 41 627 | 1 463 700 | 0,86% |
| T. Géré | 99 | 13 468 | 274 481 | 0,16% |
| Total | 242 | 2 179 993 | 169 371 693 | 100,00% |

| Vente | Echanges | Quantité | Capitaux en TND | Capitaux en % |
|--------------|------------|------------------|--------------------|----------------|
| Propre | 11 | 642 660 | 106 389 376 | 62,81% |
| OPCVM | 70 | 1 337 054 | 51 546 597 | 30,43% |
| T. Libre | 66 | 186 636 | 11 226 225 | 6,63% |
| T. Géré | 95 | 13 643 | 209 495 | 0,12% |
| Total | 242 | 2 179 993 | 169 371 693 | 100,00% |

Répartition des capitaux traités en TND par catégorie de donneurs d'ordres

ACHAT

| Mois | OPCVM | T. Géré | T. Libre | Total |
|--------------|--------------------|----------------|------------------|--------------------|
| janvier | 12 130 226 | 128 419 | 56 123 | 12 314 768 |
| février | 21 032 430 | 25 822 | 1 383 452 | 22 441 704 |
| mars | 71 517 776 | 69 633 | 421 | 71 587 830 |
| avril | 62 953 081 | 50 606 | 23 704 | 63 027 390 |
| 3 | | 30 606 | | 30 606 |
| 4 | 182 127 | 8 778 | | 190 905 |
| 7 | 62 770 953 | 2 047 | 4 788 | 62 777 788 |
| 8 | | 9 175 | 18 916 | 28 091 |
| Total | 167 633 512 | 274 481 | 1 463 700 | 169 371 693 |

VENTE

| Mois | OPCVM | Propre | T. Géré | T. Libre | Total |
|--------------|-------------------|--------------------|----------------|-------------------|--------------------|
| janvier | 8 323 595 | 723 196 | 130 658 | 3 137 319 | 12 314 768 |
| février | 12 966 239 | 1 650 135 | 13 175 | 7 812 156 | 22 441 704 |
| mars | 30 044 030 | 41 245 092 | 45 662 | 253 046 | 71 587 830 |
| avril | 212 733 | 62 770 953 | 20 000 | 23 704 | 63 027 390 |
| 3 | | 30 606 | | | 30 606 |
| 4 | 182 127 | | 8 778 | | 190 905 |
| 7 | | 62 770 953 | 2 047 | 4 788 | 62 777 788 |
| 8 | | | 9 175 | 18 916 | 28 091 |
| Total | 51 546 597 | 106 389 376 | 209 495 | 11 226 225 | 169 371 693 |

| Séance du jour | | | | | | | | | | | Année 2025 | | | | | |
|--------------------|---------------|-------|--------|----------|----------|-----------------|--------------|--------------|------------|------------------|------------|-----------|----------------|----------|----------|-----------------|
| Valeur | Code ISIN | MNEMO | Groupe | Echanges | Quantité | Capitaux en TND | Clôture en % | Var. du Jour | Indicateur | VWAP Veille en % | VWAP en % | Var. VWAP | Ouverture en % | Echanges | Quantité | Capitaux en TND |
| ▲ | | | | | | | | | | | | | | | | |
| BTA 6.3% Oct 2026 | TN0008000580 | B1026 | 21 | | | | 97,400 | 0,00 % | NC | | | | 97,400 | 0 | 0 | 0 |
| BTA6.7% Avril 2028 | TN0008000606 | B0428 | 21 | | | | 93,100 | 0,00 % | NC | | | | 93,100 | 0 | 0 | 0 |
| BTA 6.3% Mars 2026 | TN0008000622 | B0326 | 21 | | | | 95,950 | 0,00 % | NC | | | | 95,950 | 0 | 0 | 0 |
| BTA 6.6% Mars 2027 | TN0008000655 | B0327 | 21 | | | | 93,950 | 0,00 % | NC | | | | 93,950 | 0 | 0 | 0 |
| BTA 7,5% Juil 2032 | TN0008000663 | B0732 | 21 | | | | 97,000 | 0,00 % | NC | | | | 97,000 | 0 | 0 | 0 |
| BTA 7% Juil 2028 | TN0008000697 | B0728 | 21 | | | | 90,500 | 0,00 % | NC | | | | 90,500 | 0 | 0 | 0 |
| BTA 6,5% Juin 2025 | TN0008000705 | B0625 | 21 | | | | 99,520 | 0,00 % | NC | | | | 96,920 | 8 | 1 165 | 1 208 296 |
| BTA 7,2% Fev 2027 | TN0008000721 | B0227 | 21 | | | | 96,000 | 0,00 % | NC | | | | 92,750 | 4 | 620 | 598 728 |
| BTA 7,4% Fev 2030 | TN0008000739 | B0230 | 21 | | | | 90,800 | 0,00 % | NC | | | | 90,390 | 4 | 302 | 275 581 |
| BTA 7,2% Mai 2027 | TN0008000747 | B0527 | 21 | | | | 95,530 | 0,00 % | NC | | | | 94,950 | 11 | 1 200 | 1 204 186 |
| BTA 8% Nov 2030 | TN0008000762 | B1130 | 21 | | | | 97,000 | 0,00 % | NC | | | | 97,000 | 0 | 0 | 0 |
| BTA 7,3% Dec 2027 | TN0008000770 | B1227 | 21 | | | | 91,050 | 0,00 % | NC | | | | 91,050 | 0 | 0 | 0 |
| BTA 7,5% Janv 2028 | TN0008000796 | B0128 | 21 | | | | 100,000 | 0,00 % | NC | | | | 100,000 | 0 | 0 | 0 |
| BTA 8% Mars 2033 | TN0008000804 | B0333 | 21 | | | | 100,000 | 0,00 % | NC | | | | 100,000 | 0 | 0 | 0 |
| BTA 7,5% Dec 2028 | TN0008000812 | B1228 | 21 | | | | 100,000 | 0,00 % | NC | | | | 100,000 | 0 | 0 | 0 |
| BTA 8% Nov 2025 | TN0XRGYG8RL8 | B1125 | 21 | | | | 99,350 | 0,00 % | NC | | | | 98,500 | 2 | 4 | 4 051 |
| BTA 8,8% Sept 2032 | TNJL4N1SD7B2 | B0932 | 21 | | | | 100,000 | 0,00 % | NC | | | | 100,000 | 0 | 0 | 0 |
| BTA 8% Janv 2029 | TNHUVZNLATV4 | B0129 | 21 | | | | 100,000 | 0,00 % | NC | | | | 100,000 | 0 | 0 | 0 |
| BTA 8,25% Juin2031 | TNN0SOORH1F1 | B0631 | 21 | | | | 100,000 | 0,00 % | NC | | | | 100,000 | 0 | 0 | 0 |
| BTA 9% sept 2029 | TNLRQIPOOJY4 | B0929 | 21 | | | | 100,000 | 0,00 % | NC | | | | 100,000 | 0 | 0 | 0 |
| BTA 9,4% aout 2033 | TNNU52JAB5F6 | B0833 | 21 | | | | 100,000 | 0,00 % | NC | | | | 100,000 | 0 | 0 | 0 |
| BTA 9,5% aout 2035 | TN19GXADLD0 | B0835 | 21 | | | | 100,000 | 0,00 % | NC | | | | 100,000 | 0 | 0 | 0 |
| BTA 9,70% Oct 2027 | TN9EGII9CQ82 | B1027 | 21 | | | | 100,000 | 0,00 % | NC | | | | 100,000 | 0 | 0 | 0 |
| BTA 9,87% Oct 2031 | TNOODT102PF5 | B1031 | 21 | | | | 100,000 | 0,00 % | NC | | | | 100,000 | 0 | 0 | 0 |
| BTA 9,80% Oct 2028 | TN875F5T9RO3 | B1028 | 21 | | | | 100,000 | 0,00 % | NC | | | | 100,000 | 0 | 0 | 0 |
| BTA 9,89% Juin2033 | TNI5BPOGW9F1 | B0633 | 21 | | | | 100,000 | 0,00 % | NC | | | | 100,000 | 0 | 0 | 0 |
| BTA 9,90% Dec 2034 | TNXJGTXAROH4 | B1234 | 21 | | | | 100,000 | 0,00 % | NC | | | | 100,000 | 0 | 0 | 0 |
| BTA 9,87% Janv2032 | TNCYAUIJL413 | B0132 | 21 | | | | 100,060 | 0,00 % | NC | | | | 100,000 | 2 | 41 000 | 41 944 286 |
| BTA 9,83% mars2034 | TNV7HGOLTYL8 | B0334 | 21 | | | | 100,000 | 0,00 % | NC | | | | 100,000 | 0 | 0 | 0 |
| ENAT2021 8,70%A PP | TN0008000820 | NA26 | 21 | | | | 99,470 | 0,00 % | NC | | | | 99,130 | 1 | 2 575 | 26 909 |
| E NAT 2021 8,80% B | TN0008000838 | NB26 | 21 | | | | 100,000 | 0,00 % | NC | | | | 100,000 | 2 | 112 500 | 11 972 384 |
| E NAT 2021 8,90% C | TN0008000846 | NC28 | 21 | | | | 93,000 | 0,00 % | NC | | | | 93,000 | 0 | 0 | 0 |
| ENAT22021 8,70%APP | TN0008000887 | NA226 | 21 | | | | 97,000 | 0,00 % | NC | | | | 95,000 | 1 | 7 | 70 |
| ENAT2 2021 8,80% B | TN0008000895 | NB226 | 21 | | | | 100,000 | 0,00 % | NC | | | | 100,000 | 2 | 50 000 | 5 253 151 |
| ENAT2 2021 8,90% C | TN0008000903 | NC228 | 21 | | | | 96,000 | 0,00 % | NC | | | | 96,000 | 2 | 5 | 5 019 |
| ENAT2 HASSAN21 APP | TN0008000853 | NH226 | 21 | | | | 100,000 | 0,00 % | NC | | | | 100,000 | 0 | 0 | 0 |
| ENAT32021 8,70%APP | TNZBXQU5RZ91 | NA3F6 | 21 | | | | 100,000 | 0,00 % | NC | | | | 99,990 | 11 | 275 957 | 2 827 347 |
| ENT32021T+2,45%APP | TNSUXW7EBUQ0 | NA3V6 | 21 | | | | 95,000 | 0,00 % | NC | | | | 100,000 | 2 | 255 | 2 470 |
| ENAT3 2021 8,80% B | TNYZ06UGUZ33 | NB3F6 | 21 | | | | 100,000 | 0,00 % | NC | | | | 100,000 | 2 | 6 466 | 662 891 |
| ENAT32021 T+2,55%B | TNSQHXZ8T348 | NB3V6 | 21 | | | | 100,000 | 0,00 % | NC | | | | 100,000 | 1 | 50 000 | 5 082 214 |
| ENAT3 2021 8,90% C | TN3QL5M1QLW6 | NC3F8 | 21 | | | | 100,000 | 0,00 % | NC | | | | 100,000 | 0 | 0 | 0 |
| ENAT32021 T+2,65%C | TNJ2LP1CVE1 | NC3V8 | 21 | | | | 100,000 | 0,00 % | NC | | | | 100,000 | 0 | 0 | 0 |
| ENAT3 HASSAN21 APP | TNE5I87AYZT5 | NHA36 | 21 | | | | 100,000 | 0,00 % | NC | | | | 100,000 | 0 | 0 | 0 |
| ENAT3 HASSAN2021 B | TNVSDML2VYJ5 | NHB36 | 21 | | | | 100,000 | 0,00 % | NC | | | | 100,000 | 0 | 0 | 0 |
| ENAT3 HASSAN2021 C | TNJQ3VIAM1R9 | NHC38 | 21 | | | | 100,000 | 0,00 % | NC | | | | 100,000 | 0 | 0 | 0 |
| ENAT1 2022 A 8,80% | TNPSLOPEJVO7 | NAF27 | 21 | | | | 94,000 | 0,00 % | NC | 94,192 | | | 93,500 | 26 | 327 849 | 3 549 489 |
| ENAT1 2022A T+2,4% | TNLEGO8CKWX3 | NAV27 | 21 | | | | 92,500 | 0,00 % | NC | | | | 92,500 | 0 | 0 | 0 |
| ENAT1 2022 B 8,90% | TNHG2VXQ3BG0 | NBF29 | 21 | | | | 100,000 | 0,00 % | NC | | | | 100,000 | 3 | 2 434 | 263 910 |
| ENAT1 2022B T+2,5% | TN00U20VQY55 | NBV29 | 21 | | | | 100,000 | 0,00 % | NC | | | | 100,000 | 0 | 0 | 0 |
| ENAT1 2022 C 9,10% | TNSXXZZ454U2 | NCF32 | 21 | | | | 99,000 | 0,00 % | NC | | | | 94,000 | 3 | 7 559 | 809 249 |
| ENAT1 2022CT+2,65% | TNQHMI7RIBR5 | NCV32 | 21 | | | | 100,000 | 0,00 % | NC | | | | 100,000 | 0 | 0 | 0 |
| ENAT1 HASSAN2022 A | TNCDR74CL701 | NHA27 | 21 | | | | 100,000 | 0,00 % | NC | | | | 100,000 | 0 | 0 | 0 |
| ENAT1 HASSAN2022 B | TNBHB9XIP394 | NHB29 | 21 | | | | 100,000 | 0,00 % | NC | | | | 100,000 | 0 | 0 | 0 |
| ENAT1 HASSAN2022 C | TNW1CN5IM5T4 | NHC32 | 21 | | | | 100,000 | 0,00 % | NC | | | | 100,000 | 0 | 0 | 0 |
| ENAT22022 9,25%APP | TNJ1M1ZAWYGS | NA2F7 | 21 | | | | 94,000 | 0,00 % | NC | | | | 100,000 | 14 | 112 071 | 1 186 419 |
| ENT2 22 T+2,15%APP | TNQCK0BPZ5A4 | NA2V7 | 21 | | | | 100,000 | 0,00 % | NC | | | | 100,000 | 0 | 0 | 0 |
| ENAT2 2022 9,35% B | TNQVHB5WZK2 | NB2F9 | 21 | | | | 100,000 | 0,00 % | NC | | | | 100,000 | 1 | 250 | 26 588 |
| ENAT22022 T+2,2% B | TNFOWIRG8H7 | NB2V9 | 21 | | | | 100,000 | 0,00 % | NC | | | | 100,000 | 0 | 0 | 0 |
| ENAT2 2022 9,60% C | TNI9EO2MTU05 | NC2F2 | 21 | | | | 99,270 | 0,00 % | NC | | | | 99,270 | 0 | 0 | 0 |
| ENAT2 2022T+2,40%C | TN11TIB0EPV4 | NC2V2 | 21 | | | | 100,000 | 0,00 % | NC | | | | 100,000 | 0 | 0 | 0 |
| ENAT2 HASSAN22 APP | TNM46OWVRPO6 | NH2A7 | 21 | | | | 65,000 | 0,00 % | NC | | | | 65,000 | 0 | 0 | 0 |
| ENAT2 HASSAN2022 B | TNU9AUB15T16 | NH2B9 | 21 | | | | 100,000 | 0,00 % | NC | | | | 100,000 | 0 | 0 | 0 |
| ENAT2 HASSAN2022 C | TN714WHHNWN4 | NH2C2 | 21 | | | | 100,000 | 0,00 % | NC | | | | 100,000 | 0 | 0 | 0 |
| ENAT32022 9,25%APP | TNXNSU5ILB12 | NA3F7 | 21 | | | | 93,500 | 0,00 % | NC | | | | 93,500 | 0 | 0 | 0 |
| ENT3 22 T+2,15%APP | TNWL1ODSWXK1 | NA3V7 | 21 | | | | 99,000 | 0,00 % | NC | | | | 99,000 | 0 | 0 | 0 |
| ENAT3 2022 9,35% B | TNRGVSC8DE36 | NB3F9 | 21 | | | | 100,000 | 0,00 % | NC | | | | 100,000 | 0 | 0 | 0 |
| ENAT32022 T+2,2% B | TN0JN6PVVH38 | NB3V9 | 21 | | | | 100,000 | 0,00 % | NC | | | | 100,000 | 0 | 0 | 0 |
| ENAT3 2022 9,60% C | TN444WPDZOC1 | NC3F2 | 21 | | | | 100,000 | 0,00 % | NC | | | | 100,150 | 1 | 80 | 8 372 |
| ENAT3 2022T+2,40%C | TNIZ090I5G66 | NC3V2 | 21 | | | | 100,000 | 0,00 % | NC | | | | 100,000 | 0 | 0 | 0 |
| ENAT42022 9,35%APP | TNOAVHSVTHY1 | NA4F7 | 21 | | | | 92,000 | 0,00 % | NC | | | | 93,000 | 8 | 12 610 | 127 087 |
| ENT4 2022 T+2% APP | TN2MVOGUKOAO5 | NA4V7 | 21 | | | | 94,000 | 0,00 % | NC | | | | 94,000 | 0 | 0 | 0 |
| ENAT4 2022 9,4% B | TNWRCVSYL730 | NB4F9 | 21 | | | | 94,000 | 0,00 % | NC | | | | 94,000 | 0 | 0 | 0 |
| ENAT42022T+2,05% B | TN7PM93UZP50 | NB4V9 | 21 | | | | 100,000 | 0,00 % | NC | | | | 100,000 | 1 | 130 000 | 13 510 716 |
| ENAT4 2022 9,60% C | TNEFCT8MXYZ3 | NC4F2 | 21 | | | | 100,000 | 0,00 % | NC | | | | 100,000 | 0 | 0 | 0 |
| ENAT4 2022T+2,25%C | TNVFSFLG1FH4 | NC4V2 | 21 | | | | 100,000 | 0,00 % | NC | | | | 100,000 | 0 | 0 | 0 |
| ENAT4HASSAN2022APP | TNA3G5IE2961 | NH4A7 | 21 | | | | 100,000 | 0,00 % | NC | | | | 100,000 | 0 | 0 | 0 |
| ENAT4 HASSAN2022 C | TNQRS5G236GA1 | NH4C2 | 21 | | | | 100,000 | 0,00 % | NC | | | | 100,000 | 0 | 0 | 0 |
| ENAT12023 9,75%APP | TN6DQ00JBLT7 | NAF28 | 21 | | | | 100,000 | 0,00 % | NC | | | | 92,030 | 8 | 92 281 | 944 894 |
| ENT12023T+1,7% APP | TNBVTZTD19Z0 | NAV28 | 21 | | | | 91,000 | 0,00 % | NC | | | | 96,000 | 1 | 110 | 1 096 |
| ENAT1 2023 9,8% B | TNCGJF5TW027 | NBF30 | 21 | | | | 93,500 | 0,00 % | NC | | | | 93,500 | 0 | 0 | 0 |
| ENAT12023T+1,75% B | TN3C6DVVEM76 | NBV30 | 21 | | | | 100,000 | 0,00 % | NC | | | | 100,000 | 0 | 0 | 0 |
| ENAT1 2023 9,95% C | TNKTKEO5CIW5 | NCF33 | 21 | | | | 99,000 | 0,00 % | NC | | | | 99,000 | 0 | 0 | 0 |
| ENAT1 2023T+1,95%C | TNHZAONAPWF9 | NCV33 | 21 | | | | 100,620 | 0,00 % | NC | | | | 100,620 | 0 | 0 | 0 |
| ENAT1HASSAN2023APP | TNJ775UL9423 | NHA28 | 21 | | | | 100,000 | 0,00 % | NC | | | | 100,000 | 0 | 0 | 0 |
| ENAT1 HASSAN2023 B | TN36Q8OXFK87 | NHB30 | 21 | | | | 100,000 | 0,00 % | NC | | | | 100,000 | 0 | 0 | 0 |
| ENAT22023 9,75%APP | TNNI3UPDY012 | NA2F8 | 21 | | | | 96,110 | 0,00 % | NC | 96,110 | | | 100,000 | 62 | 169 108 | 1 814 817 |
| ENT22023T+1,7% APP | TNHOFRXHSG72 | NA2V8 | 21 | | | | 92,020 | 0,00 % | NC | | | | 92,010 | 1 | 144 | 1 422 |
| ENAT2 2023 9,8% B | TNCR2TMAK1K | | | | | | | | | | | | | | | |

| Séance du jour | | | | | | | | | | | | | | Année 2025 | | | |
|--------------------|------------------------------|---------------|-------|--------|----------|----------|-----------------|--------------|--------------|------------|-----------|-----------|-----------|----------------|----------|----------|-----------------|
| Valeur | Emetteur | Code ISIN | MNEMO | Groupe | Echanges | Quantité | Capitaux en TND | Clôture en % | Var. du Jour | Indicateur | VWAP en % | VWAP en % | Var. VWAP | Ouverture en % | Echanges | Quantité | Capitaux en TND |
| BTE0930 5.85%AP20 | BTE | TN0001300607 | BE10B | 21 | | | | 100,000 | 0,00 % | NC | | | | 100,000 | 0 | 0 | 0 |
| BTE0232 6.25%P20 | BTE | TN0001300623 | BE11F | 21 | | | | 100,000 | 0,00 % | NC | | | | 100,000 | 0 | 0 | 0 |
| BTEB0127 11.5%P7-2 | BTE | TN0001300680 | BE9BF | 21 | | | | 100,000 | 0,00 % | NC | | | | 100,000 | 0 | 0 | 0 |
| BTEB0127T+3.25P7-2 | BTE | TN0001300698 | BE9BV | 21 | | | | 100,000 | 0,00 % | NC | | | | 100,000 | 0 | 0 | 0 |
| BSA0627 8.75% P5PP | BIAT | TN059Z110G78 | B22AF | 21 | | | | 100,000 | 0,00 % | NC | | | | 100,000 | 0 | 0 | 0 |
| BSA0627T+2.55%P5PP | BIAT | TN2XZZTDCR70 | B22AV | 21 | | | | 100,000 | 0,00 % | NC | | | | 100,000 | 0 | 0 | 0 |
| BSB0627 8.75% P5 | BIAT | TNBLRFH96SL4 | B22BF | 21 | | | | 100,130 | 0,00 % | NC | | | | 100,130 | 0 | 0 | 0 |
| BSB0627T+2.55% P5 | BIAT | TNUALDKV3BS3 | B22BV | 21 | | | | 100,000 | 0,00 % | NC | | | | 100,000 | 0 | 0 | 0 |
| BSC0627 9.15% IF5 | BIAT | TNODT45XV9P9 | B22CF | 21 | | | | 98,440 | 0,00 % | NC | | | | 98,440 | 0 | 0 | 0 |
| BSC0627T+2.95% IF5 | BIAT | TN9MG95I38K0 | B22CV | 21 | | | | 100,000 | 0,00 % | NC | | | | 99,970 | 2 | 127 | 13 390 |
| BSD0629 9.20% P7-2 | BIAT | TN8J8QFA4123 | B22DF | 21 | | | | 100,000 | 0,00 % | NC | | | | 100,000 | 0 | 0 | 0 |
| BSD0629 T+3% P7-2 | BIAT | TNGOJL11IN67 | B22DV | 21 | | | | 100,000 | 0,00 % | NC | | | | 100,000 | 0 | 0 | 0 |
| BSE0629 9.45% IF7 | BIAT | TNPZ2BZUFO23 | B22EF | 21 | | | | 100,000 | 0,00 % | NC | | | | 100,000 | 0 | 0 | 0 |
| BSE0629T+3.25% IF7 | BIAT | TN4IAOG12753 | B22EV | 21 | | | | 100,000 | 0,00 % | NC | | | | 100,000 | 0 | 0 | 0 |
| BSF0632 9.60%P10-5 | BIAT | TNGQ611JKPR4 | B22FF | 21 | | | | 100,000 | 0,00 % | NC | | | | 100,000 | 0 | 0 | 0 |
| BSF0632T+3.35P10-5 | BIAT | TNDIUT047Vf9 | B22FV | 21 | | | | 100,180 | 0,00 % | NC | | | | 100,180 | 0 | 0 | 0 |
| BSG0632 9.70% IF10 | BIAT | TNFSFT39R800 | B22GF | 21 | | | | 100,760 | 0,00 % | NC | | | | 100,760 | 0 | 0 | 0 |
| BSG0632T+3.45%IF10 | BIAT | TNHD4NKEWF69 | B22GV | 21 | | | | 100,000 | 0,00 % | NC | | | | 100,000 | 0 | 0 | 0 |
| BHSB0425 7.85%P7-2 | BH BANK | TN0001901040 | B58BF | 21 | | | | 100,000 | 0,00 % | NC | | | | 100,000 | 0 | 0 | 0 |
| BHSB0425T+2.1%P7-2 | BH BANK | TN0001901057 | B58BV | 21 | | | | 100,000 | 0,00 % | NC | | | | 100,000 | 0 | 0 | 0 |
| BHS C0425 8% INF 7 | BH BANK | TN0001901065 | B58CF | 21 | | | | 100,000 | 0,00 % | NC | | | | 100,000 | 0 | 0 | 0 |
| BH SC0326 10.3P7-2 | BH BANK | TN0001901115 | B59CF | 21 | | | | 100,000 | 0,00 % | NC | | | | 100,000 | 0 | 0 | 0 |
| BH SC0326T+2.6P7-2 | BH BANK | TN0001901123 | B59CV | 21 | | | | 100,000 | 0,00 % | NC | | | | 100,000 | 0 | 0 | 0 |
| BHSA1026T+2.55P5-1 | BH BANK | TNSH8NXC1WC4 | B521A | 21 | | | | 101,370 | 0,00 % | NC | | | | 101,490 | 1 | 40 | 2 110 |
| BHSA1026T+2.7%INF5 | BH BANK | TNIHW049ARG5 | B521B | 21 | | | | 100,000 | 0,00 % | NC | | | | 100,000 | 0 | 0 | 0 |
| BH SC1028 9.1%P7-2 | BH BANK | TN0PIDORGAE6 | B521C | 21 | | | | 100,000 | 0,00 % | NC | | | | 99,240 | 2 | 2 246 | 187 021 |
| BHSD1028T+2.9%P7-2 | BH BANK | TNA4HARL4UUS | B521D | 21 | | | | 100,000 | 0,00 % | NC | | | | 100,000 | 0 | 0 | 0 |
| STB0528T+1.75%AP20 | STB | TN0002601003 | STB8C | 21 | | | | 100,000 | 0,00 % | NC | | | | 100,000 | 0 | 0 | 0 |
| STB0533 T+2.0%AP25 | STB | TN0002601011 | STB8D | 21 | | | | 100,000 | 0,00 % | NC | | | | 100,000 | 0 | 0 | 0 |
| STB SC1126 11%P7-2 | STB | TN0002601169 | S91CF | 21 | | | | 100,150 | 0,00 % | NC | | | | 100,150 | 0 | 0 | 0 |
| STBSC1126T+2.8P7-2 | STB | TN0002601177 | S91CV | 21 | | | | 100,000 | 0,00 % | NC | | | | 100,000 | 0 | 0 | 0 |
| STBSD1126 11,5%IF7 | STB | TN0002601185 | S891D | 21 | | | | 100,000 | 0,00 % | NC | | | | 100,000 | 0 | 0 | 0 |
| STB SA0425 10.5%P5 | STB | TN0002601201 | S20AF | 21 | | | | 100,000 | 0,00 % | NC | | | | 100,000 | 0 | 0 | 0 |
| STB SC0427 11%P7-2 | STB | TN0002601219 | S20CF | 21 | | | | 100,150 | 0,00 % | NC | | | | 100,150 | 0 | 0 | 0 |
| STBSE0425 11,3%CU5 | STB | TN0002601227 | S820E | 21 | | | | 100,000 | 0,00 % | NC | | | | 100,000 | 0 | 0 | 0 |
| STBSA0127 8.7% AP5 | STB | TNWQSOZM65V8 | S21AF | 21 | | | | 99,520 | 0,00 % | NC | | | | 99,520 | 0 | 0 | 0 |
| STBSA0127T+2.3%AP5 | STB | TN8X3GLZVOR8 | S21AV | 21 | | | | 101,740 | 0,00 % | NC | | | | 99,300 | 1 | 80 | 3 292 |
| STBSB0127 8.95%IF5 | STB | TNTGLIP3KDL6 | S21BF | 21 | | | | 100,000 | 0,00 % | NC | | | | 100,000 | 0 | 0 | 0 |
| STBSB0127T+2.55IF5 | STB | TN4UMPL967X2 | S21BV | 21 | | | | 100,000 | 0,00 % | NC | | | | 100,000 | 0 | 0 | 0 |
| STBSC0127 9.1% AP5 | STB | TNXFR5BNBPM9 | S21CF | 21 | | | | 100,000 | 0,00 % | NC | | | | 100,000 | 0 | 0 | 0 |
| STBSC0127T+2.7%AP5 | STB | TN2MYCP047G7 | S21CV | 21 | | | | 100,000 | 0,00 % | NC | | | | 100,000 | 0 | 0 | 0 |
| STBSD0127 9.35%IF5 | STB | TNL6Z2LXMEP5 | S21DF | 21 | | | | 100,000 | 0,00 % | NC | | | | 100,000 | 0 | 0 | 0 |
| STBSE0127 8.7% AP5 | STB | TN0R77XCOAH0 | S21EF | 21 | | | | 100,000 | 0,00 % | NC | | | | 100,000 | 0 | 0 | 0 |
| BNASB0825 8.5%P7-2 | BNA | TN0003100773 | BNSBF | 21 | | | | 100,000 | 0,00 % | NC | | | | 100,000 | 0 | 0 | 0 |
| BNASB825T+2.25P7-2 | BNA | TN0003100781 | BNSBV | 21 | | | | 100,000 | 0,00 % | NC | | | | 100,000 | 0 | 0 | 0 |
| AB0528 7.0%AP20 | AB | TN0003400330 | ABS8B | 21 | | | | 100,000 | 0,00 % | NC | | | | 100,000 | 0 | 0 | 0 |
| AB0825 T+0.85%AP15 | AB | TN0003400405 | ABS8Z | 21 | | | | 100,000 | 0,00 % | NC | | | | 100,000 | 0 | 0 | 0 |
| AB SA0226 9% AP5PP | AB | TN0003400652 | ABS3A | 21 | | | | 98,500 | 0,00 % | NC | | | | 98,500 | 0 | 0 | 0 |
| AB SB0226 9.2% AP5 | AB | TN0003400660 | ABS3B | 21 | | | | 100,000 | 0,00 % | NC | | | | 99,200 | 1 | 20 000 | 400 605 |
| ABSC0228 9.4%AP7-2 | AB | TN0003400678 | ABS3C | 21 | | | | 100,000 | 0,00 % | NC | | | | 100,000 | 0 | 0 | 0 |
| AB SA0428T+2.7P7-2 | AB | TN0003400686 | ABS1A | 21 | | | | 100,000 | 0,00 % | NC | | | | 100,000 | 0 | 0 | 0 |
| AB SB0431T+2.8AP10 | AB | TN0003400694 | ABS1B | 21 | | | | 100,000 | 0,00 % | NC | | | | 100,000 | 0 | 0 | 0 |
| ABSA1028 10.05%AP5 | AB | TNDE9EH7SA12 | AB3AF | 21 | | | | 100,000 | 0,00 % | NC | | | | 100,000 | 2 | 11 500 | 945 221 |
| ABSA1028T+2.15%AP5 | AB | TNL8PGLUB9C93 | AB3AV | 21 | | | | 100,000 | 0,00 % | NC | | | | 100,000 | 0 | 0 | 0 |
| ABSC1030 10.2%P7-2 | AB | TN5PTKYMCD13 | AB3CF | 21 | | | | 100,000 | 0,00 % | NC | | | | 100,000 | 0 | 0 | 0 |
| ABSC1030T+2.3%P7-2 | AB | TNTMU1DJ45H4 | AB3CV | 21 | | | | 100,000 | 0,00 % | NC | | | | 100,000 | 0 | 0 | 0 |
| ABSD1030 10.3% IF7 | AB | TN0GGA4FRX47 | AB3DF | 21 | | | | 100,000 | 0,00 % | NC | | | | 100,000 | 0 | 0 | 0 |
| ABSD1030 T+2.4%IF7 | AB | TNR3ZRJWC984 | AB3DV | 21 | | | | 100,000 | 0,00 % | NC | | | | 100,000 | 0 | 0 | 0 |
| ATB0527T+1.75%AP20 | ATB | TN0003600491 | ATB7C | 21 | | | | 100,000 | 0,00 % | NC | | | | 100,000 | 0 | 0 | 0 |
| ATB0532T+2.0%AP25 | ATB | TN0003600509 | ATB7D | 21 | | | | 100,000 | 0,00 % | NC | | | | 100,000 | 0 | 0 | 0 |
| ATB0529 5.9%P20-5 | ATB | TN0003600582 | ATB82 | 21 | | | | 100,000 | 0,00 % | NC | | | | 100,000 | 0 | 0 | 0 |
| ATBSB0328T+2.1AP10 | ATB | TN0003600657 | ATBSB | 21 | | | | 100,000 | 0,00 % | NC | | | | 100,000 | 0 | 0 | 0 |
| UIB0729 5.85%AP20 | UIB | TN0003900248 | UB91C | 21 | | | | 95,000 | 0,00 % | NC | | | | 100,000 | 2 | 319 | 7 922 |
| UIB0831 6.3%P20 | UIB | TN0003900263 | U111B | 21 | | | | 90,200 | 0,00 % | NC | | | | 90,330 | 3 | 273 | 8 950 |
| UIB0133 6.70% AP20 | UIB | TN0003900305 | UB21C | 21 | | | | 100,000 | 0,00 % | NC | | | | 100,000 | 0 | 0 | 0 |
| BTK0230 5.85%P20 | BTK | TN0004620142 | BT9D | 21 | | | | 100,000 | 0,00 % | NC | | | | 100,000 | 0 | 0 | 0 |
| BTK0130 T+2.5% AP5 | BTK | TN3Z8BRRN997 | BTK24 | 21 | | | | 100,000 | 0,00 % | NC | | | | 100,000 | 0 | 0 | 0 |
| WIBIC0626 10.75%P7 | WIFACK INTERNATIONAL BANK | TN0007200199 | WB19C | 21 | | | | 98,000 | 0,00 % | NC | | | | 98,000 | 0 | 0 | 0 |
| WIB ID 0626 11%P7 | WIFACK INTERNATIONAL BANK | TN0007200207 | WB19D | 21 | | | | 95,000 | 0,00 % | NC | | | | 95,000 | 0 | 0 | 0 |
| WIB A 0128 9.25%P5 | WIFACK INTERNATIONAL BANK | TNR4CLXNS261 | WB22A | 21 | | | | 100,000 | 0,00 % | NC | | | | 100,000 | 0 | 0 | 0 |
| WIBB0130 9.75%P7-2 | WIFACK INTERNATIONAL BANK | TN6K3B3UUB12 | WB22B | 21 | | | | 100,000 | 0,00 % | NC | | | | 100,000 | 0 | 0 | 0 |
| WCO133 10.25%P10-2 | WIFACK INTERNATIONAL BANK | TNMC9HTIB5A4 | WB22C | 21 | | | | 100,000 | 0,00 % | NC | | | | 100,000 | 0 | 0 | 0 |
| ABC 80725 8.4%P7-2 | ABC TUNISIE | TN0007780034 | ABC8F | 21 | | | | 100,000 | 0,00 % | NC | | | | 100,000 | 0 | 0 | 0 |
| ABC 80725T+2.4P7-2 | ABC TUNISIE | TN0007780042 | ABC8V | 21 | | | | 100,000 | 0,00 % | NC | | | | 100,000 | 0 | 0 | 0 |
| ABCC0725T+2.5 INF7 | ABC TUNISIE | TN0007780059 | ABCCV | 21 | | | | 100,000 | 0,00 % | NC | | | | 100,000 | 0 | 0 | 0 |
| ABC A0625 11%AP5 | ABC TUNISIE | TN0007780067 | AC20A | 21 | | | | 100,000 | 0,00 % | NC | | | | 99,930 | 1 | 330 | 7 077 |
| ABC80627 11,5%P7-2 | ABC TUNISIE | TN0007780075 | AC20B | 21 | | | | 104,900 | 0,00 % | NC | | | | 104,900 | 0 | 0 | 0 |
| TL 80525 8.2% P7-2 | TUNISIE LEASING ET FACTORING | TN0002102010 | T81BF | 21 | | | | 100,000 | 0,00 % | NC | | | | 100,000 | 0 | 0 | 0 |
| TLFSB 0126 11%P7-2 | TUNISIE LEASING ET FACTORING | TN0002102085 | T85BF | 21 | | | | 100,600 | 0,00 % | NC | | | | 100,600 | 0 | 0 | 0 |
| TLFSB 0126T+3%P7-2 | TUNISIE LEASING ET FACTORING | TN0002102093 | T85BV | 21 | | | | 100,000 | 0,00 % | NC | | | | 100,000 | 0 | 0 | 0 |
| TL B0626 11,7%P7-2 | TUNISIE LEASING ET FACTORING | TN0002102127 | T91BF | 21 | | | | 102,630 | 0,00 % | NC | | | | 102,630 | 0 | 0 | 0 |
| TLS 0525 11.6% AP5 | TUNISIE LEASING ET FACTORING | TN0002102135 | T201F | 21 | | | | 101,500 | 0,00 % | NC | | | | 101,500 | 0 | 0 | 0 |
| TLS S0126 10,25%P5 | TUNISIE LEASING ET FACTORING | TN0002102143 | T205F | 21 | | | | 100,000 | 0,00 % | NC | | | | 10 | | | |

3 884 677

Capitaux traités sur l'année en TND

Cotation électronique

| Echanges | Quantité | Capitaux en TND |
|----------|----------|-----------------|
| 1 234 | 844 425 | 2 001 740 |

Répartition par catégorie de donneurs d'ordres

| Achat | Echanges | Quantité | Capitaux en TND | Capitaux en % |
|---------------|--------------|----------------|------------------|----------------|
| T. Libre | 1 164 | 798 534 | 1 894 300 | 94,63% |
| T. Géré | 69 | 44 891 | 105 280 | 5,26% |
| Etranger Géré | 1 | 1 000 | 2 160 | 0,11% |
| Total | 1 234 | 844 425 | 2 001 740 | 100,00% |

| Vente | Echanges | Quantité | Capitaux en TND | Capitaux en % |
|--------------|--------------|----------------|------------------|----------------|
| T. Libre | 1 040 | 718 025 | 1 700 036 | 84,93% |
| T. Géré | 194 | 126 400 | 301 704 | 15,07% |
| Total | 1 234 | 844 425 | 2 001 740 | 100,00% |

Cotation sur Panneaux : Les enchères

| Echanges | Quantité | Capitaux en TND |
|----------|----------|-----------------|
| 74 | 183 116 | 1 882 937 |

Répartition par catégorie de donneurs d'ordres

| Achat | Echanges | Quantité | Capitaux en TND | Capitaux en % |
|--------------|-----------|----------------|------------------|----------------|
| T.Géré | 22 | 148 723 | 975 736 | 51,82% |
| T.Libre | 52 | 34 393 | 907 201 | 48,18% |
| Total | 74 | 183 116 | 1 882 937 | 100,00% |

| Vente | Echanges | Quantité | Capitaux en TND | Capitaux en % |
|--------------|-----------|----------------|------------------|----------------|
| T.Géré | 23 | 149 618 | 1 155 899 | 61,39% |
| T.Libre | 51 | 33 498 | 727 038 | 38,61% |
| Total | 74 | 183 116 | 1 882 937 | 100,00% |

Le Marché Hors Cote : Activité par valeur sur le système de cotation électronique

| Séance du jour | | | | | | | | | | | | Année 2025 | | | | | |
|-------------------|--------------|-------|--------|----------|-----------|-----------------|---------|--------------|------------|-------------|-------|------------|--------------|------------------|----------------|------------------|-----------------|
| Valeur | Code ISIN | MNEMO | Groupe | Echanges | Quantité | Capitaux en TND | Clôture | Var. du Jour | Indicateur | VWAP Veille | VWAP | Var. VWAP | Ouverture | Rendement annuel | Echanges | Quantité | Capitaux en TND |
| SITEX | TN0004300307 | SITEX | 13 | | | | 3,740 | -2,86 % | B | | | | 3,350 | 11,64 % | 5 | 957 | 3 694 |
| STE TUN. DU SUCRE | TN0006170013 | STS | 13 | 1 | 42 | 389 | 9,270 | 0,00 % | | | 9,270 | | 11,620 | -20,22 % | 14 | 354 | 3 806 |
| BNA ASSURANCES | TN0007680010 | AMI | 13 | | | | 2,670 | 2,69 % | H | 2,600 | | | 2,450 | 8,98 % | 1 214 | 843 092 | 1 994 240 |
| Total | | | | 1 | 42 | 389 | | | | | | | 1 233 | | 844 403 | 2 001 740 | |

Lignes secondaires

| Séance du jour | | | | | | | | | | Année 2025 | | |
|-----------------------|--------------|-------|--------|----------|-----------|-----------------|---------------|------------|--|------------|-----------|-----------------|
| Emetteur / Valeur | Code ISIN | MNEMO | Groupe | Echanges | Quantité | Capitaux en TND | Dernier cours | Indicateur | | Echanges | Quantité | Capitaux en TND |
| BNA ASSURANCES | | | | | | | | | | | | |
| AMI DA 1/4 110817 | TN0007680044 | AMI17 | 33 | | | | | NC | | 0 | 0 | 0 |
| AMI DA27/35 241120 | TN0007680051 | AMI20 | 33 | 1 | 22 | | 1 | 0,040 | | 1 | 22 | 1 |
| Total | | | | 1 | 22 | | 1 | | | 1 | 22 | 1 |