

## Sommaire

## Page

**-Indicateurs de la séance & Activité des marchés**

2

**-Palmarès de la Séance**

3

**-Activité des marchés sur l'année**

4

**-Le Marché Principal**

5

· Activité sur l'année par compartiment et par groupe de cotation

5

· Activité détaillée par valeur

6

· Répartition du volume des transactions sur l'année par catégorie de donneurs d'ordres

8

**-Le Marché Obligataire**

10

**-Le Marché Hors-cote**

13

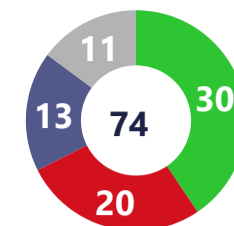
| Capitaux traités en TND                |   |          |
|--|---|----------|
| Séance du jour                         | Cumul annuel 2025                       |          |
| 66 975 680<br>Total                    | 1 132 063 511<br>Total                  | 155,87 % |
| 6 522 301<br>Cote : Titres de Capital  | 392 965 190<br>Cote : Titres de Capital | 57,82 %  |
| 41 191 249<br>Cote : Titres de créance | 105 828 864<br>Cote : Titres de créance | 201,44 % |
| 14 436<br>Hors Cote                    | 3 338 065<br>Hors Cote                  | 157,30 % |
| 19 247 694<br>Enregistrements          | 629 592 382<br>Enregistrements          | 300,93 % |
| 0<br>Déclarations                      | 339 010<br>Déclarations                 | 216,53K% |

| Quantités traitées                 |                                       |            |
|------------------------------------|---------------------------------------|------------|
| Séance du jour                     | Cumul annuel 2025                     |            |
| 966 789<br>Total                   | 61 403 157<br>Total                   | 88,63 %    |
| 836 439<br>Cote: Titres de capital | 46 771 164<br>Cote: Titres de capital | 84,30 %    |
| 40 744<br>Cote: Titres de Créance  | 1 568 789<br>Cote: Titres de créance  | 138,18 %   |
| 6 091<br>Hors Cote                 | 826 342<br>Hors cote                  | 271,81 %   |
| 83 515<br>Enregistrements          | 12 236 093<br>Enregistrements         | 94,42 %    |
| 0<br>Déclarations                  | 769<br>Déclarations                   | 15280,00 % |

| Nombre de Transactions           |                                    |          |
|----------------------------------|------------------------------------|----------|
| Séance du jour                   | Cumul annuel 2025                  |          |
| 1 825<br>Total                   | 117 359<br>Total                   | 68,42 %  |
| 1 797<br>Cote: Titres de capital | 115 692<br>Cote: Titres de capital | 70,28 %  |
| 6<br>Cote : Titres de créance    | 226<br>Cote : Titres de créance    | -77,35 % |
| 11<br>Hors cote                  | 1 131<br>Hors cote                 | 179,26 % |
| 11<br>Enregistrements            | 308<br>Enregistrements             | -8,33 %  |
| 0<br>Déclarations                | 2<br>Déclarations                  | 100,00 % |

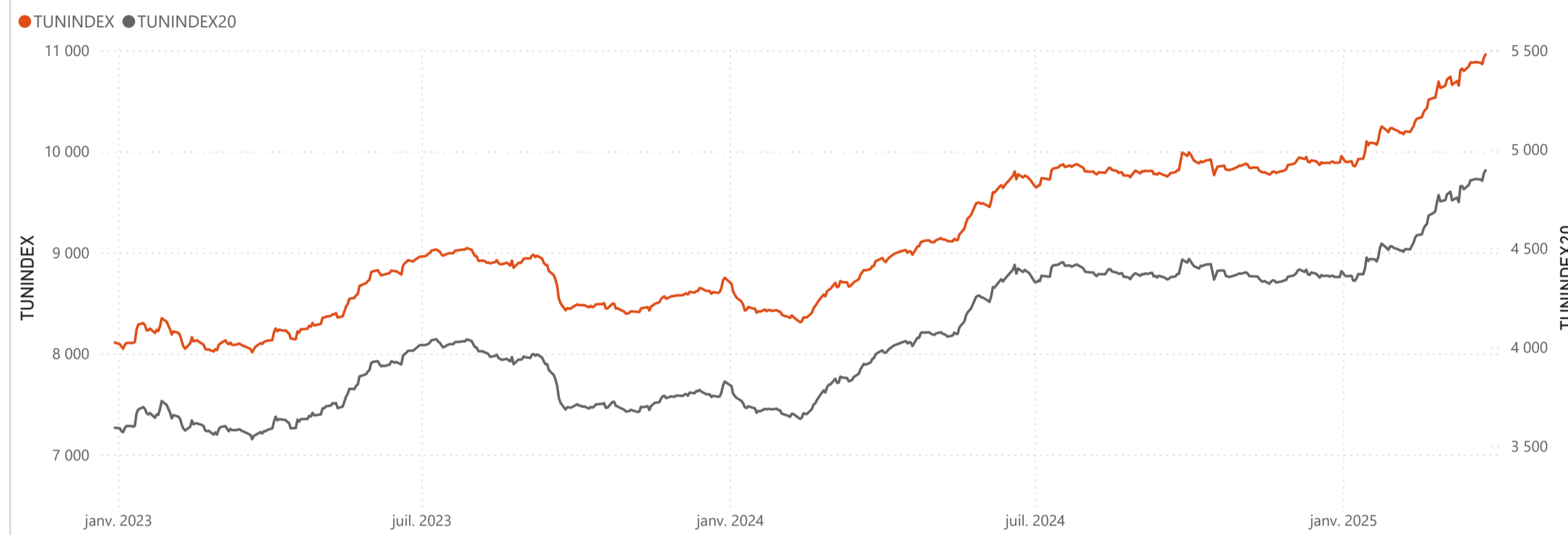
| Cap. Boursière en MD |                          |
|----------------------|--------------------------|
| 29 160               |                          |
| 0,33 %<br>Var. Jour  | 10,17 %<br>Var. annuelle |

| Marchés          | Echanges Bloc | Quantité Bloc | Capitaux Bloc | Echanges | Quantité | Capitaux en TND |
|------------------|---------------|---------------|---------------|----------|----------|-----------------|
| Marché Principal | 0             | 0             | 0             | 1 797    | 836 439  | 6 522 301       |

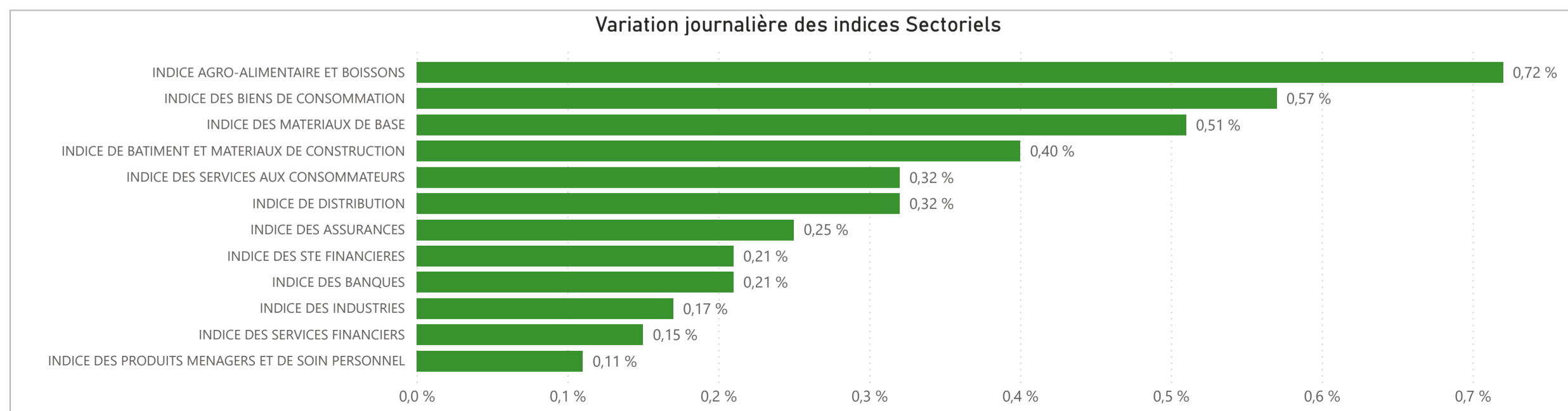


● Hausse ● Baisse ● Inchangé ● NC ● Suspendu

| TUNINDEX  | 0,29 %       | 10,11 %    | Plus haut de l'année | Plus bas de l'année | TUNINDEX20 | 0,29 %       | 11,61 %    | Plus haut de l'année | Plus bas de l'année |
|-----------|--------------|------------|----------------------|---------------------|------------|--------------|------------|----------------------|---------------------|
| 10 959,74 | Var. du Jour | Var. année | 10 959,74            | 9 852,65            | 4 893,12   | Var. du Jour | Var. année | 4 893,12             | 4 334,94            |
|           |              |            | 27/03/2025           | 08/01/2025          |            |              |            | 27/03/2025           | 08/01/2025          |



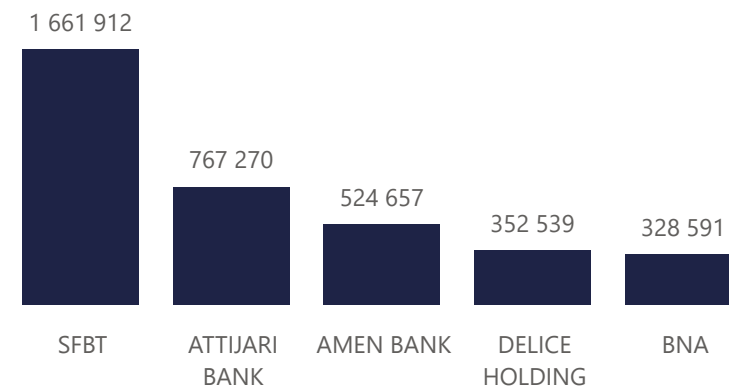
| INDICES SECTORIELS                                | Indice du Jour | Indice Veille | Var. du Jour | Var. sur l'année | Poids dans TUNINDEX | Plus haut de l'année | Plus bas de l'année |
|---|----------------|---------------|--------------|------------------|---------------------|----------------------|---------------------|
| INDICE DES STE FINANCIERES                        | 8 273,58       | 8 256,65      | 0,21 %       | 10,70 %          | 60,60 %             | 27/03/2025           | 8 273,58            |
| INDICE DES BANQUES                                | 7 715,07       | 7 699,25      | 0,21 %       | 11,33 %          | 54,19 %             | 27/03/2025           | 7 715,07            |
| INDICE DES ASSURANCES                             | 15 806,95      | 15 767,45     | 0,25 %       | 3,91 %           | 3,23 %              | 17/03/2025           | 16 154,14           |
| INDICE DES SERVICES FINANCIERS                    | 13 445,58      | 13 425,15     | 0,15 %       | 7,50 %           | 3,18 %              | 06/03/2025           | 13 612,28           |
| INDICE DES SERVICES AUX CONSOMMATEURS             | 3 460,54       | 3 449,37      | 0,32 %       | 10,62 %          | 3,34 %              | 13/03/2025           | 3 472,87            |
| INDICE DE DISTRIBUTION                            | 5 452,07       | 5 434,47      | 0,32 %       | 10,62 %          | 3,34 %              | 13/03/2025           | 5 471,49            |
| INDICE DES BIENS DE CONSOMMATION                  | 9 176,47       | 9 124,51      | 0,57 %       | 13,47 %          | 21,88 %             | 27/03/2025           | 9 176,47            |
| INDICE AGRO-ALIMENTAIRE ET BOISSONS               | 11 116,00      | 11 036,43     | 0,72 %       | 12,71 %          | 16,45 %             | 27/03/2025           | 11 116,00           |
| INDICE DES PRODUITS MENAGERS ET DE SOIN PERSONNEL | 3 074,89       | 3 071,39      | 0,11 %       | 15,84 %          | 5,43 %              | 21/03/2025           | 3 117,20            |
| INDICE DES INDUSTRIES                             | 1 831,62       | 1 828,45      | 0,17 %       | -0,31 %          | 10,23 %             | 14/02/2025           | 1 868,46            |
| INDICE DE BATIMENT ET MATERIAUX DE CONSTRUCTION   | 795,87         | 792,71        | 0,40 %       | -1,79 %          | 4,03 %              | 14/01/2025           | 838,63              |
| INDICE DES MATERIAUX DE BASE                      | 5 889,44       | 5 859,27      | 0,51 %       | 15,34 %          | 2,57 %              | 19/03/2025           | 5 913,01            |



Valeurs les plus actives

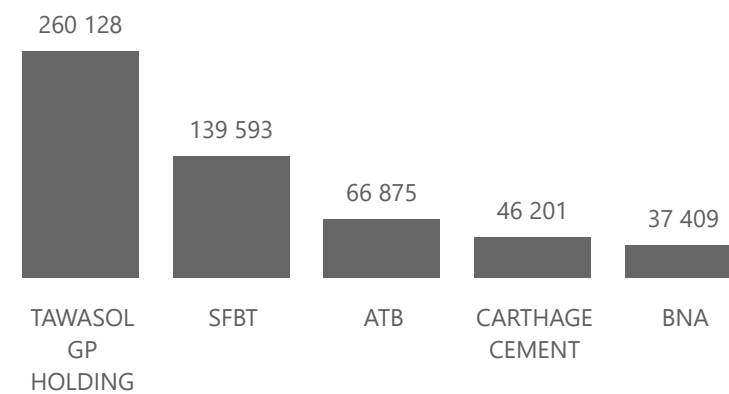
| Valeur         | Compartiment | Groupe | Capitaux en TND |
|----------------|--------------|--------|-----------------|
| SFBT           | A            | 11     | 1 661 912       |
| ATTIJARI BANK  | A            | 11     | 767 270         |
| AMEN BANK      | A            | 11     | 524 657         |
| DELICE HOLDING | A            | 11     | 352 539         |
| BNA            | A            | 11     | 328 591         |

Capitaux en TND



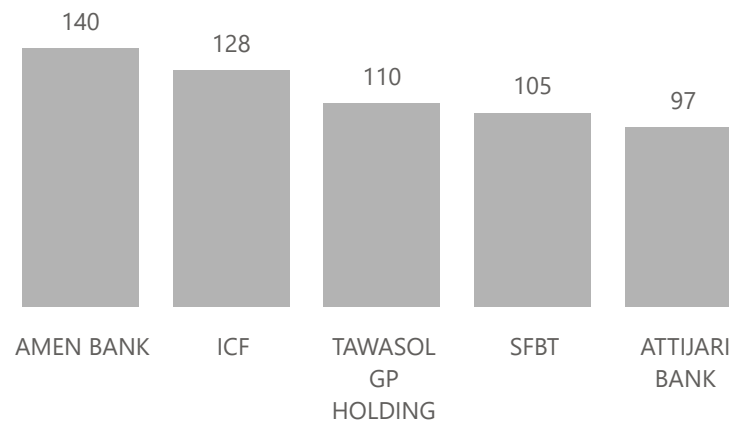
| Valeur             | Compartiment | Groupe | Quantité |
|--------------------|--------------|--------|----------|
| TAWASOL GP HOLDING | S            | 99     | 260 128  |
| SFBT               | A            | 11     | 139 593  |
| ATB                | A            | 11     | 66 875   |
| CARTHAGE CEMENT    | A            | 11     | 46 201   |
| BNA                | A            | 11     | 37 409   |

Quantité



| Valeur             | Compartiment | Groupe | Echanges |
|--------------------|--------------|--------|----------|
| AMEN BANK          | A            | 11     | 140      |
| ICF                | B            | 11     | 128      |
| TAWASOL GP HOLDING | S            | 99     | 110      |
| SFBT               | A            | 11     | 105      |
| ATTIJARI BANK      | A            | 11     | 97       |

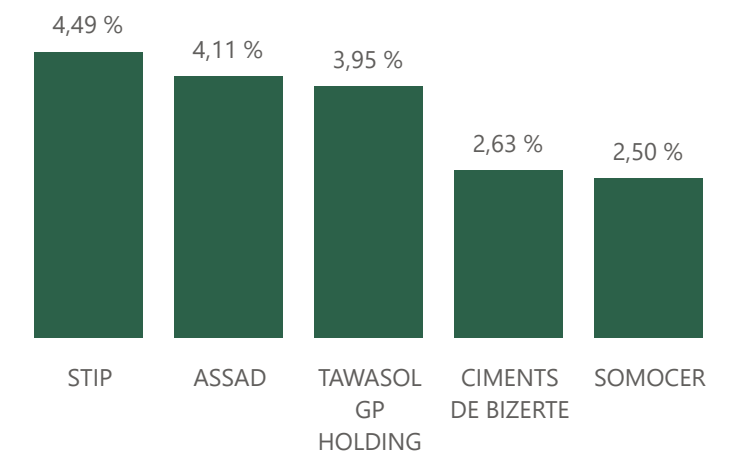
Echanges



Principaux écarts

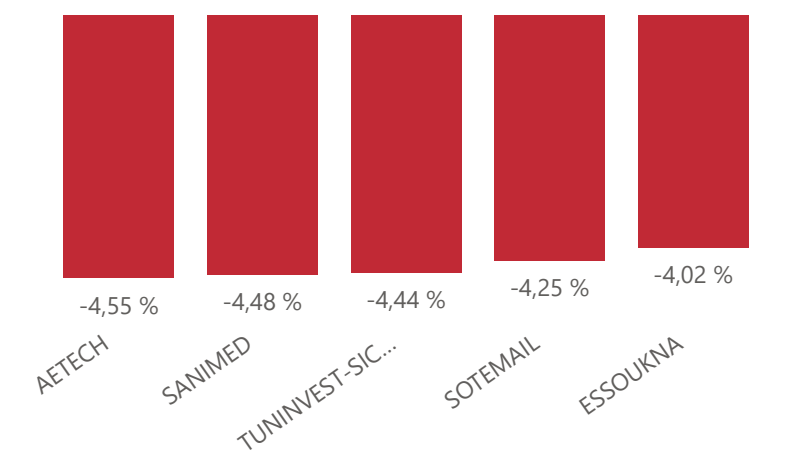
| Valeur             | Groupe | Cours de Clôture | Var. du Jour |
|--------------------|--------|------------------|--------------|
| STIP               | 99     | 2,790            | 4,49 %       |
| ASSAD              | 99     | 1,520            | 4,11 %       |
| TAWASOL GP HOLDING | 99     | 0,790            | 3,95 %       |
| CIMENTS DE BIZERTE | 99     | 0,390            | 2,63 %       |
| SOMOCER            | 99     | 0,410            | 2,50 %       |

Top 5 hausses



| Valeur          | Groupe | Cours de Clôture | Var. du Jour |
|-----------------|--------|------------------|--------------|
| AETECH          | 99     | 0,210            | -4,55 %      |
| SANIMED         | 12     | 0,640            | -4,48 %      |
| TUNINVEST-SICAR | 12     | 8,600            | -4,44 %      |
| SOTEMAIL        | 99     | 2,480            | -4,25 %      |
| ESSOUKNA        | 12     | 1,670            | -4,02 %      |

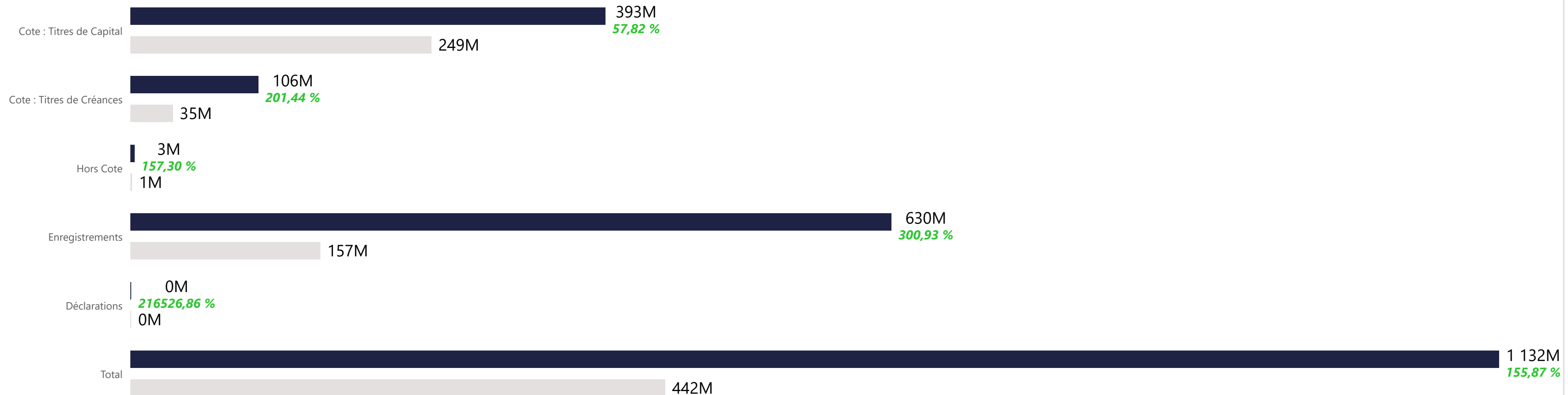
Top 5 baisses



| Marchés                   | Echanges cumulés 2025 | Echanges cumulés 2024 | Variation | Quantité cumulée 2025 | Quantité cumulée 2024 | Variation  | Capitaux cumulés 2025 en TND | Capitaux cumulés 2024 en TND | Variation   |
|---------------------------|-----------------------|-----------------------|-----------|-----------------------|-----------------------|------------|------------------------------|------------------------------|-------------|
| Cote : Titres de Capital  | 115 692               | 67 943                | 70,28 %   | 46 771 164            | 25 377 999            | 84,30 %    | 392 965 190                  | 249 003 498                  | 57,82 %     |
| Cote : Titres de Créances | 226                   | 998                   | -77,35 %  | 1 568 789             | 658 661               | 138,18 %   | 105 828 864                  | 35 107 630                   | 201,44 %    |
| Hors Cote                 | 1 131                 | 405                   | 179,26 %  | 826 342               | 222 247               | 271,81 %   | 3 338 065                    | 1 297 336                    | 157,30 %    |
| Enregistrements           | 308                   | 336                   | -8,33 %   | 12 236 093            | 6 293 576             | 94,42 %    | 629 592 382                  | 157 033 441                  | 300,93 %    |
| Déclarations              | 2                     | 1                     | 100,00 %  | 769                   | 5                     | 15280,00 % | 339 010                      | 156                          | 216526,86 % |
| Total                     | 117 359               | 69 683                | 68,42 %   | 61 403 157            | 32 552 488            | 88,63 %    | 1 132 063 511                | 442 442 061                  | 155,87 %    |

### Evolution des capitaux traités en TND 2025/2024

● Capitaux 2025 ● Capitaux 2024



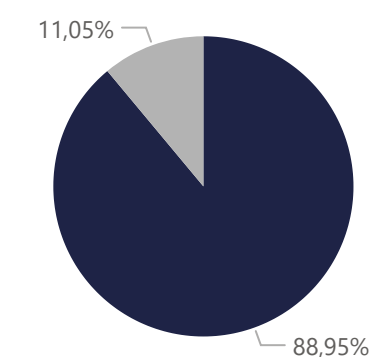
**392 965 190**

Capitaux traités en TND

| Marché                   | Echanges | Quantité   | Capitaux en TND |
|--------------------------|----------|------------|-----------------|
| Cote : Titres de Capital | 115 692  | 46 771 164 | 392 965 190     |

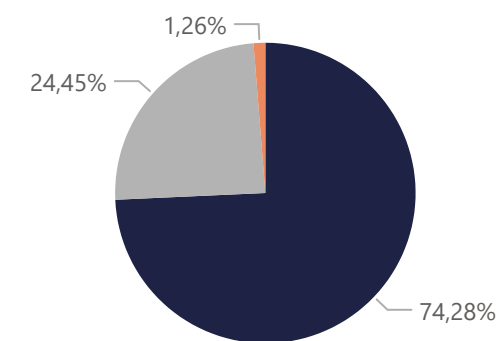
**Répartition du volume entre Carnet d'ordres central et Marché de blocs**

| Marché                  | Echanges       | Quantité          | Capitaux en TND    | Capitaux en %  |
|-------------------------|----------------|-------------------|--------------------|----------------|
| Carnet d'ordres Central | 115 680        | 42 918 254        | 349 525 710        | 88,95%         |
| Marché de Blocs         | 12             | 3 852 910         | 43 439 480         | 11,05%         |
| <b>Total</b>            | <b>115 692</b> | <b>46 771 164</b> | <b>392 965 190</b> | <b>100,00%</b> |



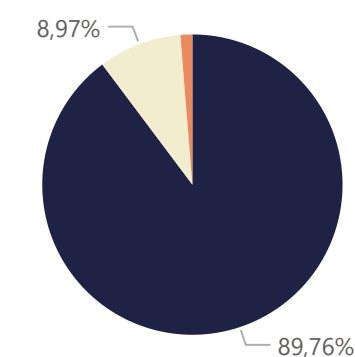
**Répartition du volume par Compartiment**

| Compartiment | Echanges       | Quantité          | Capitaux en TND    | Capitaux en %  |
|--------------|----------------|-------------------|--------------------|----------------|
| A            | 72 651         | 29 336 882        | 291 905 823        | 74,28%         |
| B            | 37 707         | 10 740 732        | 96 098 184         | 24,45%         |
| S            | 5 334          | 6 693 550         | 4 961 183          | 1,26%          |
| <b>Total</b> | <b>115 692</b> | <b>46 771 164</b> | <b>392 965 190</b> | <b>100,00%</b> |



**Répartition du volume par Groupe de cotation**

| Groupe de cotation | Echanges       | Quantité          | Capitaux en TND    | Capitaux en %  |
|--------------------|----------------|-------------------|--------------------|----------------|
| 11                 | 102 415        | 36 257 924        | 352 713 164        | 89,76%         |
| 12                 | 4 716          | 3 795 864         | 35 243 670         | 8,97%          |
| 99                 | 5 262          | 6 692 950         | 4 961 161          | 1,26%          |
| 32                 | 3 299          | 24 426            | 47 195             | 0,01%          |
| <b>Total</b>       | <b>115 692</b> | <b>46 771 164</b> | <b>392 965 190</b> | <b>100,00%</b> |

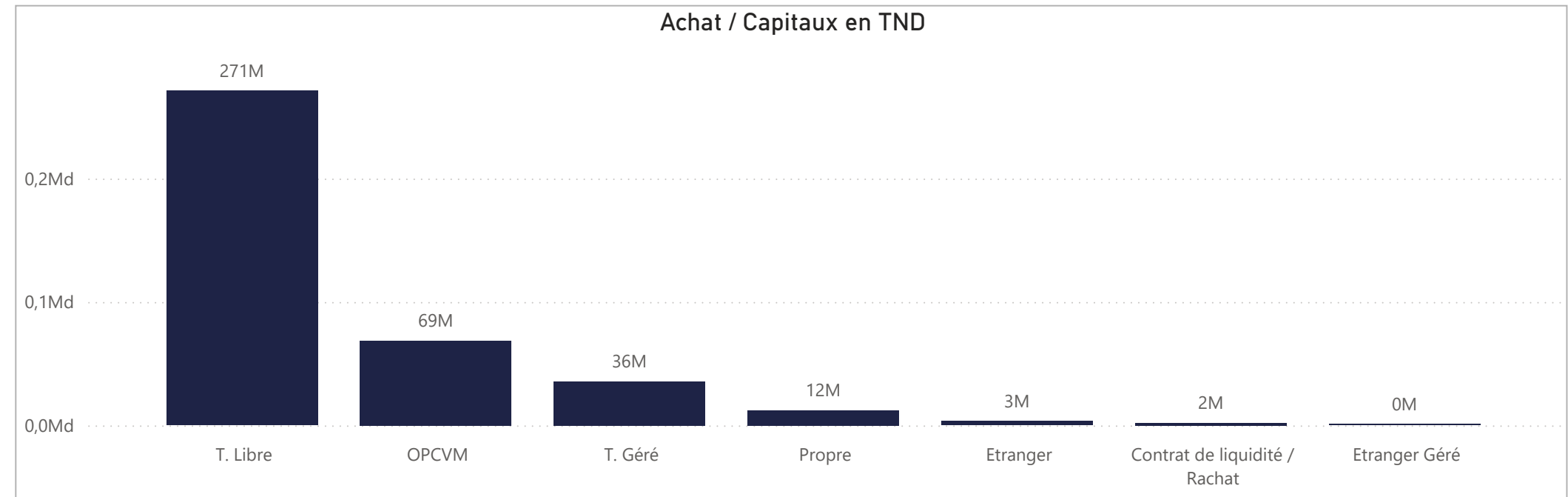


| Séance du jour                       |              |       |              |        |                  |                    |                      |                |               |               |                      |            |                |                  |         |              |            |             |         | Année 2025 |           |                  |                  |                   |                      |                  |                    |                 |
|--------------------------------------|--------------|-------|--------------|--------|------------------|--------------------|----------------------|----------------|---------------|---------------|----------------------|------------|----------------|------------------|---------|--------------|------------|-------------|---------|------------|-----------|------------------|------------------|-------------------|----------------------|------------------|--------------------|-----------------|
| SECTEUR/VALEUR                       | Code ISIN    | MNEMO | Compartiment | Groupe | Mode de Cotation | Titres Admis       | Cap. Boursière en MD | Cap. B En %    | Echanges Bloc | Quantité Bloc | Capitaux Bloc en TND | Echanges   | Quantité       | Capitaux en TND  | Clôture | Var. du Jour | Indicateur | VWAP Veille | VWAP    | Var. VWAP  | Ouverture | Rendement annuel | Echanges Bloc    | Quantité Bloc     | Capitaux Bloc en TND | Echanges         | Quantité           | Capitaux en TND |
| <b>BANQUES</b>                       |              |       |              |        |                  | <b>838 256 529</b> | <b>13 252,29</b>     | <b>45,45 %</b> | <b>0</b>      | <b>0</b>      | <b>0</b>             | <b>479</b> | <b>157 909</b> | <b>2 043 781</b> |         |              |            |             |         |            |           | <b>0</b>         | <b>0</b>         | <b>0</b>          | <b>23 843</b>        | <b>9 483 678</b> | <b>119 460 134</b> |                 |
| BIAT                                 | TN0001800457 | BIAT  | A            | 11     | Continu          | 40 800 000         | 4 035,12             | 13,84 %        |               | 54            | 1 072                | 105 673    | 98,900         | 0,24 %           |         |              | 98,527     | 98,576      | 0,05 %  |            | 93,830    | 5,40 %           |                  | 2 833             | 177 082              | 17 326 261       |                    |                 |
| ATTIJARI BANK                        | TN0001600154 | TJARI | A            | 11     | Continu          | 42 000 000         | 3 094,98             | 10,61 %        |               | 97            | 10 406               | 767 270    | 73,690         | -0,01 %          |         |              | 72,817     | 73,733      | 1,26 %  |            | 51,500    | 43,09 %          |                  | 5 060             | 455 468              | 29 392 355       |                    |                 |
| AMEN BANK                            | TN0003400058 | AB    | A            | 11     | Continu          | 34 920 000         | 1 394,70             | 4,78 %         |               | 140           | 13 172               | 524 657    | 39,940         | 0,63 %           |         |              | 39,527     | 39,831      | 0,77 %  |            | 36,900    | 8,24 %           |                  | 4 341             | 921 272              | 34 342 337       |                    |                 |
| BT                                   | TN0002200053 | BT    | A            | 11     | Continu          | 270 000 000        | 1 387,80             | 4,76 %         |               | 31            | 6 809                | 34 815     | 5,140          | 0,19 %           |         |              | 5,098      | 5,113       | 0,29 %  |            | 5,190     | -0,96 %          |                  | 1 847             | 1 582 170            | 7 970 289        |                    |                 |
| UIB                                  | TN0003900107 | UIB   | A            | 11     | Continu          | 32 560 000         | 736,51               | 2,53 %         |               | 4             | 230                  | 5 215      | 22,620         | 0,04 %           |         |              | 22,610     | 22,673      | 0,28 %  |            | 22,300    | 1,43 %           |                  | 467               | 110 598              | 2 490 105        |                    |                 |
| BH BANK                              | TN0001900604 | BH    | A            | 11     | Continu          | 47 600 000         | 611,66               | 2,10 %         |               | 5             | 291                  | 3 739      | 12,850         | 0,00 %           |         |              | 12,800     | 12,850      | 0,39 %  |            | 12,700    | 1,18 %           |                  | 563               | 127 303              | 1 648 821        |                    |                 |
| BNA                                  | TN0003100609 | BNA   | A            | 11     | Continu          | 64 000 000         | 568,96               | 1,95 %         |               | 53            | 37 409               | 328 591    | 8,890          | 1,60 %           |         |              | 8,684      | 8,784       | 1,15 %  |            | 8,180     | 8,68 %           |                  | 2 789             | 1 440 366            | 12 172 488       |                    |                 |
| STB                                  | TN0002600955 | STB   | A            | 11     | Continu          | 155 375 000        | 458,36               | 1,57 %         |               | 35            | 19 581               | 57 114     | 2,950          | -1,01 %          |         |              | 2,974      | 2,917       | -1,92 % |            | 3 373     | -0,67 %          |                  | 3 373             | 2 657 726            | 7 353 683        |                    |                 |
| UBCI                                 | TN0002400505 | UBCI  | A            | 12     | Fixing           | 20 001 529         | 404,03               | 1,39 %         |               |               |                      |            |                |                  | 20,200  | 0,00 %       | NC         |             |         |            | 21,500    | -6,05 %          |                  | 88                | 31 952               | 651 582          |                    |                 |
| ATB                                  | TN0003600350 | ATB   | A            | 11     | Continu          | 100 000 000        | 300,00               | 1,03 %         |               | 45            | 66 875               | 203 379    | 3,000          | -1,32 %          |         |              | 3,029      | 3,041       | 0,40 %  |            | 2,800     | 7,14 %           |                  | 1 938             | 1 888 524            | 5 514 972        |                    |                 |
| WIFACK INT BANK                      | TN0007200017 | WIFAK | A            | 11     | Continu          | 30 000 000         | 255,00               | 0,87 %         |               | 2             | 800                  | 6 792      | 8,500          | 0,00 %           |         |              | 8,490      | 8,490       | 0,00 %  |            | 9,000     | -5,56 %          |                  | 241               | 50 876               | 438 080          |                    |                 |
| BTE (ADP)                            | TN0001300557 | BTE   | B            | 12     | Fixing           | 1 000 000          | 5,17                 | 0,02 %         |               | 13            | 1 264                | 6 535      | 5,170          | -0,19 %          |         |              | 5,147      | 5,170       | 0,45 %  |            | 3,350     | 54,33 %          |                  | 303               | 40 341               | 159 161          |                    |                 |
| <b>AGRO ALIMENTAIRE ET BOISSONS</b>  |              |       |              |        |                  | <b>516 820 147</b> | <b>6 532,76</b>      | <b>22,40 %</b> | <b>0</b>      | <b>0</b>      | <b>0</b>             | <b>300</b> | <b>186 712</b> | <b>2 352 733</b> |         |              |            |             |         |            |           | <b>2</b>         | <b>140 000</b>   | <b>3 020 500</b>  | <b>11 812</b>        | <b>3 646 475</b> | <b>47 275 775</b>  |                 |
| SFBT                                 | TN0001100254 | SFBT  | A            | 11     | Continu          | 268 125 000        | 3 204,09             | 10,99 %        |               | 105           | 139 593              | 1 661 912  | 11,950         | 0,93 %           |         |              | 11,757     | 11,905      | 1,26 %  |            | 11,600    | 3,02 %           |                  | 4 519             | 1 455 618            | 17 177 220       |                    |                 |
| POULINA GP HOLDING                   | TN0005700018 | PGH   | A            | 11     | Continu          | 180 003 600        | 1 980,04             | 6,79 %         |               | 80            | 27 586               | 301 623    | 11,000         | 1,01 %           |         |              | 10,762     | 10,934      | 1,60 %  |            | 8,680     | 26,73 %          |                  | 2 991             | 1 113 125            | 10 546 029       |                    |                 |
| DELICE HOLDING                       | TN0007670011 | DH    | A            | 11     | Continu          | 54 907 262         | 1 191,49             | 4,09 %         |               | 95            | 16 300               | 352 539    | 21,700         | -0,09 %          |         |              | 21,499     | 21,628      | 0,60 %  |            | 16,090    | 34,87 %          | 2                | 140 000           | 3 020 500            | 3 412            | 891 664            | 17 547 211      |
| LAND OR                              | TN0007510019 | LNDOR | B            | 11     | Continu          | 13 784 285         | 157,14               | 0,54 %         |               | 20            | 3 233                | 36 659     | 11,400         | 0,88 %           |         |              | 11,127     | 11,339      | 1,91 %  |            | 10,350    | 10,14 %          |                  | 890               | 186 068              | 2 005 314        |                    |                 |
| <b>DISTRIBUTION</b>                  |              |       |              |        |                  | <b>194 111 628</b> | <b>1 511,56</b>      | <b>5,18 %</b>  | <b>0</b>      | <b>0</b>      | <b>0</b>             | <b>76</b>  | <b>14 172</b>  | <b>81 904</b>    |         |              |            |             |         |            |           | <b>4</b>         | <b>2 372 088</b> | <b>17 268 808</b> | <b>10 582</b>        | <b>5 392 667</b> | <b>41 053 911</b>  |                 |
| ARTES                                | TN0007300015 | ARTES | A            | 11     | Continu          | 38 250 000         | 393,21               | 1,35 %         |               | 11            | 1 831                | 18 856     | 10,280         | -0,19 %          |         |              | 10,292     | 10,298      | 0,06 %  |            | 8,200     | 25,37 %          |                  | 2 463             | 941 407              | 9 509 961        |                    |                 |
| ENNAKL AUTOMOBILES                   | TN0007410012 | NAKL  | A            | 11     | Continu          | 30 000 000         | 346,50               | 1,19 %         |               |               |                      |            |                |                  | 11,550  | 0,00 %       | NC         | 11,503      |         |            | 10,610    | 8,86 %           | 1                | 117 088           | 1 461 258            | 405              | 159 405            | 1 930 567       |
| CITY CARS                            | TN0007550015 | CITY  | A            | 11     | Continu          | 18 000 000         | 284,40               | 0,98 %         |               | 15            | 1 889                | 29 558     | 15,800         | 0,00 %           |         |              | 15,790     | 15,647      | -0,91 % |            | 12,700    | 24,41 %          |                  | 1 113             | 178 045              | 2 548 164        |                    |                 |
| SMART TUNISIE                        | TNQPQXRODTH8 | SMART | B            | 11     | Continu          | 10 123 443         | 138,29               | 0,47 %         |               | 2             | 127                  | 1 735      | 13,660         | 2,48 %           |         |              | 13,359     | 13,661      | 2,26 %  |            | 13,650    | 0,07 %           |                  | 1 874             | 289 276              | 3 858 568        |                    |                 |
| MAGASIN GENERAL                      | TN0006440010 | MAG   | B            | 12     | Fixing           | 15 777 070         | 106,81               | 0,37 %         |               | 6             | 80                   | 542        | 6,770          | -0,15 %          |         |              |            | 6,770       |         |            | 6,990     | -3,15 %          | 3                | 2 255 000         | 15 807 550           | 105              | 2 260 174          | 15 843 998      |
| MONOPRIX                             | TN0001000108 | MNP   | B            | 12     | Fixing           | 25 345 736         | 88,20                | 0,30 %         |               |               |                      |            |                |                  | 3,480   | 0,00 %       | NC         |             |         |            | 3,550     | -1,97 %          |                  | 210               | 48 836               | 171 123          |                    |                 |
| SOTUMAG                              | TN0006580013 | MGR   | B            | 11     | Continu          | 13 200 000         | 80,78                | 0,28 %         |               | 5             | 505                  | 3 087      | 6,120          | 0,00 %           |         |              | 6,120      | 6,114       | -0,10 % |            | 6,250     | -2,08 %          |                  | 831               | 270 806              | 1 697 946        |                    |                 |
| STA                                  | TNNGTFLC2986 | STA   | B            | 11     | Continu          | 2 000 000          | 45,00                | 0,15 %         |               | 13            | 500                  | 11 101     | 22,500         | -0,66 %          |         |              |            | 22,201      |         |            | 21,000    | 7,14 %           |                  | 2 153             | 205 564              | 4 481 184        |                    |                 |
| UADH                                 | TN0007690019 | UADH  | S            | 99     | Fixing           | 36 953 847         | 19,22                | 0,07 %         |               | 8             | 1 150                | 598        | 0,520          | 1,96 %           |         |              | 0,510      | 0,520       | 1,96 %  |            | 0,540     | -3,70 %          |                  | 675               | 726 882              | 341 808          |                    |                 |
| CELLCOM                              | TN0007590011 | CELL  | B            | 12     | Fixing           | 4 461 532          | 9,15                 | 0,03 %         |               | 16            | 8 090                | 16 429     | 2,050          | -3,30 %          |         |              | 2,120      | 2,031       | -4,20 % |            | 2,340     | -12,39 %         |                  | 753               | 312 272              | 670 592          |                    |                 |
| <b>ASSURANCE</b>                     |              |       |              |        |                  | <b>60 467 693</b>  | <b>1 407,67</b>      | <b>4,83 %</b>  | <b>0</b>      | <b>0</b>      | <b>0</b>             | <b>56</b>  | <b>23 703</b>  | <b>365 875</b>   |         |              |            |             |         |            |           | <b>3</b>         | <b>51 822</b>    | <b>5 112 092</b>  | <b>2 005</b>         | <b>478 957</b>   | <b>12 760 487</b>  |                 |
| STAR                                 | TN0006060016 | STAR  | A            | 12     | Fixing           | 2 307 693          | 468,23               | 1,61 %         |               | 37            | 1 161                | 235 567    | 202,900        | 0,00 %           |         |              | 202,900    | 202,900     | 0,00 %  |            | 178,000   | 13,99 %          | 2                | 17 736            | 3 595 265            | 506              | 42 904             | 8 413 189       |
| ASTREE                               | TN0003000452 | AST   | A            | 12     | Fixing           | 6 000 000          | 275,94               | 0,95 %         |               | 2             | 4                    | 184        | 45,990         | -0,02 %          |         |              | 46,000     | 45,990      | -0,02 % |            | 46,000    | -0,02 %          | 1                | 34 086            | 1 516 827            | 55               | 36 362             | 1 619 671       |
| ASSUR MAGHREBIA                      | TN0007830011 | ASSMA | A            | 12     | Fixing           | 4 500 000          | 229,50               | 0,79 %         |               | 1             | 8                    | 408        | 51,000         | 2,00 %           |         |              | 50,000     | 51,000      | 2,00 %  |            | 51,480    | -0,93 %          |                  | 346               | 7 050                | 356 154          |                    |                 |
| TUNIS RE                             | TN0007380017 | TRE   | B            | 11     | Continu          | 20 000 000         | 157,00               | 0,54 %         |               | 1             | 76                   | 597        | 7,850          | 0,00 %           |         |              | 7,850      | 7,850       | 0,00 %  |            | 8,200     | -4,27 %          |                  | 221               | 31 634               | 246 678          |                    |                 |
| ASSU MAGHREBIA VIE                   | TNDKJ8068X14 | AMV   | B            | 11     | Continu          | 25 000 000         | 144,00               | 0,49 %         |               | 15            | 22 454               | 129 119    | 5,760          | 0,35 %           |         |              | 5,750      | 5,750       | 0,00 %  |            | 6,150     | -6,34 %          |                  | 871               | 360 917              | 2 120 278        |                    |                 |
| BH ASSURANCE                         | TN0006550016 | BHASS | B            | 12     | Fixing           | 2 660 000          | 133,00               | 0,46 %         |               |               |                      |            |                |                  | 50,000  | 0,00 %       | NC         |             |         |            | 49,000    | 2,04 %           |                  | 6                 | 90                   | 4 517            |                    |                 |
| <b>BIENS ET SERVICES INDUSTRIELS</b> |              |       |              |        |                  | <b>135 098 475</b> | <b>1 337,88</b>      | <b>4,59 %</b>  | <b>0</b>      | <b>0</b>      | <b>0</b>             | <b>147</b> | <b>33 473</b>  | <b>272 114</b>   |         |              |            |             |         |            |           | <b>3</b>         | <b>1 289 000</b> | <b>18 038 080</b> | <b>11 741</b>        | <b>5 192 320</b> | <b>54 240 352</b>  |                 |
| ONE TECH HOLDING                     | TN0007530017 | OTH   | A            | 11     | Continu          | 80 400 000         | 722,80               | 2,48 %         |               | 87            | 18 571               | 165 588    | 8,990          | -0,11 %          |         |              | 9,003      | 8,916       | -0,97 % |            | 9,300     | -3,33 %          |                  | 5 813             | 1 843 050            | 16 702 023       |                    |                 |
| SOTUVER                              | TN0006560015 | SOTUV | A            | 11     | Continu          | 39 254 475         | 561,34               | 1,93 %         |               | 26            | 5 101                | 72 644     | 14,300         | 0,14 %           |         |              | 14,165     | 14,241      | 0,54 %  |            | 12,610    | 13,40 %          | 3                | 1 289 000         | 18 038 080           | 4 543            | 2 517 867          | 34 708 725      |
| SIAME                                | TN0006590012 | SIAME | B            | 11     | Continu          | 15 444 000         | 53,75                | 0,18 %         |               | 34            | 9 801                | 33 882     | 3,480          | 1,75 %           |         |              | 3,350      | 3,457       | 3,19 %  |            | 3,580     | -2,79 %          |                  | 1 385             | 831 403              | 2 829 604        |                    |                 |
| <b>SERVICES FINANCIERS</b>           |              |       |              |        |                  | <b>131 016 000</b> | <b>1 217,08</b>      | <b>4,17 %</b>  | <b>0</b>      | <b>0</b>      | <b>0</b>             | <b>74</b>  | <b>24 937</b>  | <b>195 723</b>   |         |              |            |             |         |            |           | <b>0</b>         | <b>0</b>         | <b>0</b>          | <b>3 947</b>         | <b>1 581 854</b> | <b>14 567 369</b>  |                 |
| SPDIT - SICAF                        | TN0001400704 | SPDIT | A            | 11     | Continu          | 28 000 000         | 366,80               | 1,26 %         |               | 9             | 204                  | 2 615      | 13,100         | 0,92 %           |         |              | 12,504     | 12,817      | 2,50 %  |            | 12,000    | 9,17 %           |                  | 694               | 215 580              | 2 718 716        |                    |                 |
| TUNISIE LEASING F                    | TN0002100907 | TLS   | B            | 11     | Continu          | 10 800 000         | 205,20               | 0,70 %         |               | 10            | 582                  | 11 058     |                |                  |         |              |            |             |         |            |           |                  |                  |                   |                      |                  |                    |                 |

| Séance du jour                       |              |       |        |          |          |                 |               |            |          | Année 2025 |                 |  |
|--------------------------------------|--------------|-------|--------|----------|----------|-----------------|---------------|------------|----------|------------|-----------------|--|
| Secteur / Emetteur / Valeur          | Code ISIN    | MNEMO | Groupe | Echanges | Quantité | Capitaux en TND | Dernier cours | Indicateur | Echanges | Quantité   | Capitaux en TND |  |
| <b>TECHNOLOGIE</b>                   |              |       |        |          |          |                 |               |            |          |            |                 |  |
| <b>TELNET HOLDING</b>                |              |       |        |          |          |                 |               |            |          |            |                 |  |
| TUN DA 1/10 010719                   | TN0007440035 | TLN19 | 32     |          |          |                 |               | NC         | 5        | 19         | 11              |  |
| <b>BANQUES</b>                       |              |       |        |          |          |                 |               |            |          |            |                 |  |
| <b>ATTIJARI BANK</b>                 |              |       |        |          |          |                 |               |            |          |            |                 |  |
| TJARI - (Da)                         | TN0001600162 | TJADA | 32     |          |          |                 |               | NC         | 9        | 36         | 117             |  |
| TJARI - Da39                         | TN0001600261 | TJA39 | 32     |          |          |                 |               | NC         | 0        | 0          | 0               |  |
| TJARIDA1/40 250518                   | TN0001600501 | TJA18 | 32     |          |          |                 |               | NC         | 23       | 572        | 743             |  |
| <b>BIAT</b>                          |              |       |        |          |          |                 |               |            |          |            |                 |  |
| BIAT Da32 4/60                       | TN0001800465 | BIA32 | 32     |          |          |                 |               | NC         | 2        | 60         | 591             |  |
| BIAT Da36 1/20                       | TN0001800507 | BIA36 | 32     | 2        | 8        | 31              | 3,900         |            | 47       | 313        | 1 062           |  |
| BIAT DA1/20 290620                   | TN0001800622 | BIA20 | 32     |          |          |                 |               | NC         | 100      | 562        | 2 153           |  |
| BIAT DA1/7 291124                    | TN63R17BF70  | BIA24 | 32     | 5        | 52       | 658             | 12,650        |            | 497      | 1 494      | 18 271          |  |
| <b>BH BANK</b>                       |              |       |        |          |          |                 |               |            |          |            |                 |  |
| BQ HABITAT (Da)                      | TN0001900612 | BHDA  | 32     |          |          |                 |               | NC         | 4        | 10         | 2               |  |
| BH Da 1/20 150999                    | TN0001900679 | BH12  | 32     |          |          |                 |               | NC         | 1        | 2          | 2               |  |
| BH DA1/25 14022000                   | TN0001900711 | BH14  | 32     |          |          |                 |               | NC         | 5        | 55         | 7               |  |
| BHDA 1/15 28052007                   | TN0001900778 | BHDA7 | 32     |          |          |                 |               | NC         | 0        | 0          | 0               |  |
| BH DA 1/3 270715                     | TN0001900901 | BH15  | 32     |          |          |                 |               | NC         | 4        | 4          | 12              |  |
| BH DA 1/5 171117                     | TN0001900992 | BH17  | 32     |          |          |                 |               | NC         | 16       | 51         | 47              |  |
| <b>BT</b>                            |              |       |        |          |          |                 |               |            |          |            |                 |  |
| BQ DE TSIE - Da                      | TN0002200103 | BTDA  | 32     |          |          |                 |               | NC         | 0        | 0          | 0               |  |
| Bt Da 3/10 170599                    | TN0002200210 | BT149 | 32     |          |          |                 |               | NC         | 3        | 6          | 48              |  |
| BTDa1/7(12/01)                       | TN0002200251 | BT154 | 32     |          |          |                 |               | NC         | 5        | 12         | 35              |  |
| BT Da 1/2 23052006                   | TN0002200319 | BTDA6 | 32     |          |          |                 |               | NC         | 1        | 1          | 9               |  |
| BT Da 1/2 10106109                   | TN0002200327 | BTDA9 | 32     |          |          |                 |               | NC         | 2        | 2          | 11              |  |
| BT Da 1/2 280613                     | TN0002200335 | BT13  | 32     |          |          |                 |               | NC         | 10       | 14         | 8               |  |
| BT DA 1/5 03062016                   | TN0002200343 | BT16  | 32     |          |          |                 |               | NC         | 16       | 31         | 33              |  |
| BT DA 1/4 04052018                   | TN0002200350 | BT18  | 32     |          |          |                 |               | NC         | 17       | 28         | 45              |  |
| BT DA 1/5 10052022                   | TNYHLLKDE9D7 | BT22  | 32     | 3        | 3        | 3               | 0,850         |            | 42       | 123        | 68              |  |
| <b>UBCI</b>                          |              |       |        |          |          |                 |               |            |          |            |                 |  |
| UBCI Da 1/6 010900                   | TN0002400570 | UBC00 | 32     |          |          |                 |               | NC         | 0        | 0          | 0               |  |
| UBCI Da 3/7 010704                   | TN0002400646 | UBC04 | 32     |          |          |                 |               | NC         | 0        | 0          | 0               |  |
| UBCI Da 1/2 150710                   | TN0002400653 | UBC10 | 32     |          |          |                 |               | NC         | 0        | 0          | 0               |  |
| UBCI Da8/33 141013                   | TN0002400695 | UBC13 | 32     |          |          |                 |               | NC         | 10       | 86         | 369             |  |
| <b>BNA</b>                           |              |       |        |          |          |                 |               |            |          |            |                 |  |
| BNA Da 1/10 040509                   | TN0003100623 | BNA09 | 32     |          |          |                 |               | NC         | 0        | 0          | 0               |  |
| BNA Da 1/10 200518                   | TN0003100740 | BNA18 | 32     |          |          |                 |               | NC         | 8        | 11         | 0               |  |
| BNA DA 1/55 150419                   | TN0003100819 | BNA19 | 32     |          |          |                 |               | NC         | 13       | 126        | 1               |  |
| <b>AB</b>                            |              |       |        |          |          |                 |               |            |          |            |                 |  |
| AB Da 26 3/37                        | TN0003400108 | AB26  | 32     |          |          |                 |               | NC         | 0        | 0          | 0               |  |
| AB Da 29 3/40                        | TN0003400116 | AB29  | 32     |          |          |                 |               | NC         | 0        | 0          | 0               |  |
| AB Da 34 2/59                        | TN0003400157 | AB34  | 32     |          |          |                 |               | NC         | 0        | 0          | 0               |  |
| AB Da 1/27                           | TN0003400207 | ABA38 | 32     |          |          |                 |               | NC         | 0        | 0          | 0               |  |
| ABDA 1/14 11122007                   | TN0003400272 | ABDA7 | 32     |          |          |                 |               | NC         | 0        | 0          | 0               |  |
| AB Da 3/37 281209                    | TN0003400371 | ABDA9 | 32     |          |          |                 |               | NC         | 2        | 2          | 6               |  |
| AB Da 1/10 110613                    | TN0003400454 | AB13  | 32     |          |          |                 |               | NC         | 3        | 6          | 28              |  |
| AB DA1/24 01082016                   | TN0003400512 | AB16  | 32     |          |          |                 |               | NC         | 3        | 10         | 0               |  |
| AB DA1/25 300617                     | TN0003400579 | AB17  | 32     |          |          |                 |               | NC         | 30       | 298        | 252             |  |
| AB DA 1/12 102323                    | TN0003401287 | AB23  | 32     |          |          |                 |               | NC         | 30       | 87         | 428             |  |
| AB DA 2/13 281024                    | TN66FMSA518  | AB24  | 32     | 1        | 8        | 47              | 5,880         |            | 142      | 830        | 4 290           |  |
| <b>ATB</b>                           |              |       |        |          |          |                 |               |            |          |            |                 |  |
| ATBDA1/7 0911105                     | TN0003600434 | ATBDA | 32     |          |          |                 |               | NC         | 0        | 0          | 0               |  |
| ATB Da 1/10 151208                   | TN0003600517 | ATB08 | 32     |          |          |                 |               | NC         | 0        | 0          | 0               |  |
| ATB Da 1/16 161210                   | TN0003600616 | ATB10 | 32     |          |          |                 |               | NC         | 1        | 8          | 0               |  |
| <b>WIFACK INTERNATIONAL BANK</b>     |              |       |        |          |          |                 |               |            |          |            |                 |  |
| WIFAK DA1/2 121015                   | TN0007200132 | WIF15 | 32     |          |          |                 |               | NC         | 1        | 1          | 0               |  |
| <b>ASSURANCE</b>                     |              |       |        |          |          |                 |               |            |          |            |                 |  |
| <b>ASTREE</b>                        |              |       |        |          |          |                 |               |            |          |            |                 |  |
| AST DA 1/2 140817                    | TN0003000528 | AST17 | 32     |          |          |                 |               | NC         | 0        | 0          | 0               |  |
| <b>SERVICES FINANCIERS</b>           |              |       |        |          |          |                 |               |            |          |            |                 |  |
| <b>SPDIT SICAF</b>                   |              |       |        |          |          |                 |               |            |          |            |                 |  |
| SPDIT Da 1/24 3512                   | TN0001400720 | SPD12 | 32     |          |          |                 |               | NC         | 1        | 1          | 0               |  |
| <b>TUNISIE LEASING ET FACTORING</b>  |              |       |        |          |          |                 |               |            |          |            |                 |  |
| TUN. LEAS. (Da 10)                   | TN0002100915 | TLSDA | 32     |          |          |                 |               | NC         | 0        | 0          | 0               |  |
| TLS Da 1/4                           | TN0002100956 | TLD01 | 32     |          |          |                 |               | NC         | 0        | 0          | 0               |  |
| TLS Da 1/5(021202)                   | TN0002100980 | TL502 | 32     |          |          |                 |               | NC         | 0        | 0          | 0               |  |
| TLS Da 1/6(181203)                   | TN0002101012 | TL503 | 32     |          |          |                 |               | NC         | 0        | 0          | 0               |  |
| TLS Da 1/7(061204)                   | TN0002101061 | TL504 | 32     |          |          |                 |               | NC         | 0        | 0          | 0               |  |
| TLS Da1/55(010307)                   | TN0002101152 | TL507 | 32     |          |          |                 |               | NC         | 0        | 0          | 0               |  |
| TLS Da 1/56 030308                   | TN0002101210 | TL508 | 32     |          |          |                 |               | NC         | 0        | 0          | 0               |  |
| TLS Da 1/57 020309                   | TN0002101319 | TL509 | 32     |          |          |                 |               | NC         | 0        | 0          | 0               |  |
| TLS Da 1/58 301209                   | TN0002101392 | TL502 | 32     |          |          |                 |               | NC         | 2        | 11         | 0               |  |
| TLS Da 1/59 010210                   | TN0002101400 | TL510 | 32     |          |          |                 |               | NC         | 2        | 13         | 0               |  |
| TLS Da 3/80 010213                   | TN0002101590 | TL513 | 32     |          |          |                 |               | NC         | 10       | 46         | 30              |  |
| TL DA3/83 10022014                   | TN0002101749 | TL514 | 32     |          |          |                 |               | NC         | 3        | 20         | 14              |  |
| TL DA2/43 02022015                   | TN0002101814 | TL515 | 32     |          |          |                 |               | NC         | 5        | 107        | 2               |  |
| TL DA1/23 010719                     | TN0002102044 | TL519 | 32     |          |          |                 |               | NC         | 17       | 100        | 35              |  |
| <b>CIL</b>                           |              |       |        |          |          |                 |               |            |          |            |                 |  |
| CIL DA 2007 1/4                      | TN0004201042 | CIL07 | 32     |          |          |                 |               | NC         | 0        | 0          | 0               |  |
| CIL Da 1/5 301208                    | TN0004201117 | CIL08 | 32     |          |          |                 |               | NC         | 1        | 3          | 38              |  |
| CIL Da 1/3 110610                    | TN0004201216 | CIL10 | 32     |          |          |                 |               | NC         | 0        | 0          | 0               |  |
| CIL Da 1/4 030611                    | TN0004201281 | CIL11 | 32     |          |          |                 |               | NC         | 1        | 1          | 10              |  |
| CIL DA2/5 15052023                   | TNE0EJKAP2R7 | CIL23 | 32     |          |          |                 |               | NC         | 3        | 3          | 14              |  |
| <b>ATL</b>                           |              |       |        |          |          |                 |               |            |          |            |                 |  |
| ATL Da 1/5 290808                    | TN0004700266 | ATL08 | 32     |          |          |                 |               | NC         | 0        | 0          | 0               |  |
| ATL Da 2/17 261112                   | TN0004700472 | ATL12 | 32     |          |          |                 |               | NC         | 5        | 21         | 10              |  |
| <b>ATTIJARI LEASING</b>              |              |       |        |          |          |                 |               |            |          |            |                 |  |
| ATTIJARI LS ROMPU                    | TN0006610141 | TJLR  | 32     |          |          |                 |               | NC         | 0        | 0          | 0               |  |
| TJL DA 3/17 210717                   | TN0006610448 | TJL17 | 32     |          |          |                 |               | NC         | 9        | 37         | 83              |  |
| <b>BH LEASING</b>                    |              |       |        |          |          |                 |               |            |          |            |                 |  |
| ML DA 1/4 250515                     | TN0006720072 | ML15  | 32     |          |          |                 |               | NC         | 6        | 10         | 0               |  |
| <b>HANNIBAL LEASE</b>                |              |       |        |          |          |                 |               |            |          |            |                 |  |
| HL DA 1/10 180817                    | TN0007310378 | HL17  | 32     |          |          |                 |               | NC         | 0        | 0          | 0               |  |
| HL DA37/100 090720                   | TN0007310519 | HL20  | 32     |          |          |                 |               | NC         | 2        | 2          | 6               |  |
| <b>TELECOMMUNICATIONS</b>            |              |       |        |          |          |                 |               |            |          |            |                 |  |
| <b>SOTETEL</b>                       |              |       |        |          |          |                 |               |            |          |            |                 |  |
| SOTETEL Da1/6                        | TN0006530059 | SOT01 | 32     |          |          |                 |               | NC         | 0        | 0          | 0               |  |
| SOT Da 1/5 010102                    | TN0006530067 | SOT02 | 32     |          |          |                 |               | NC         | 0        | 0          | 0               |  |
| SOT Da 1/5 010703                    | TN0006530075 | SOT03 | 32     |          |          |                 |               | NC         | 0        | 0          | 0               |  |
| SOT Da 1/10 150704                   | TN0006530083 | SOT04 | 32     |          |          |                 |               | NC         | 4        | 10         | 6               |  |
| SOT Da1/22 010906                    | TN0006530091 | SOT06 | 32     |          |          |                 |               | NC         | 3        | 8          | 0               |  |
| <b>DISTRIBUTION</b>                  |              |       |        |          |          |                 |               |            |          |            |                 |  |
| <b>MONOPRIX</b>                      |              |       |        |          |          |                 |               |            |          |            |                 |  |
| MONOPRIX Da                          | TN0001000116 | MNPDA | 32     |          |          |                 |               | NC         | 0        | 0          | 0               |  |
| MNP Da 1/2 100611                    | TN0001000124 | MNP11 | 32     |          |          |                 |               | NC         | 1        | 1          | 0               |  |
| MNP Da 1/5 040612                    | TN0001000132 | MNP12 | 32     |          |          |                 |               | NC         | 2        | 2          | 0               |  |
| MNP Da 1/6 160815                    | TN0001000140 | MNP15 | 32     |          |          |                 |               | NC         | 0        | 0          | 0               |  |
| <b>MAGASIN GENERAL</b>               |              |       |        |          |          |                 |               |            |          |            |                 |  |
| MAG GEN Da 1/2                       | TN0006440028 | MGDA4 | 32     |          |          |                 |               | NC         | 0        | 0          | 0               |  |
| <b>SOTUMAG</b>                       |              |       |        |          |          |                 |               |            |          |            |                 |  |
| MGR Da1/3 050710                     | TN0006580021 | MGR10 | 32     |          |          |                 |               | NC         | 3        | 3          | 3               |  |
| MGR DA 1/10 201217                   | TN0006580039 | MGR17 | 32     |          |          |                 |               | NC         | 7        | 10         | 5               |  |
| <b>ARTES</b>                         |              |       |        |          |          |                 |               |            |          |            |                 |  |
| ARTES Da1/4 230712                   | TN0007300023 | ART12 | 32     | 4        | 4        | 1               | 0,310         |            | 7        | 7          | 4               |  |
| ARTES Da1/5 040313                   | TN0007300031 | ART13 | 32     | 4        | 4        | 2               | 0,510         |            | 12       | 14         | 17              |  |
| <b>CITY CARS</b>                     |              |       |        |          |          |                 |               |            |          |            |                 |  |
| CITY DA1/3 230919                    | TN0007550003 | CTY19 | 32     | 2        | 2        | 2               | 1,230         |            | 10       | 12         | 45              |  |
| <b>SMART TUNISIE</b>                 |              |       |        |          |          |                 |               |            |          |            |                 |  |
| SMART DA1/5 070623                   | TN71DXY8058  | SMT23 | 32     |          |          |                 |               | NC         | 71       | 128        | 175             |  |
| SMART DA1/6 111124                   | TN7PHUM59GW2 | SMT24 | 32     |          |          |                 |               | NC         | 115      | 476        | 881             |  |
| <b>VOYAGE ET LOISIRS</b>             |              |       |        |          |          |                 |               |            |          |            |                 |  |
| <b>TUNISAIR</b>                      |              |       |        |          |          |                 |               |            |          |            |                 |  |
| TUNISAIR - Da 01                     | TN0001200419 | TAIDA | 32     |          |          |                 |               | NC         | 16       | 55         | 2               |  |
| TUNISAIR - Da 04                     | TN0001200468 | TAI04 | 32     |          |          |                 |               | NC         | 2        | 11         | 0               |  |
| TAIR Da1/10 010799                   | TN0001200476 | TAI99 | 32     |          |          |                 |               | NC         | 6        | 61         | 1               |  |
| TAIR Da1/10 030700                   | TN0001200492 | TAI00 | 32     |          |          |                 |               | NC         | 7        | 75         | 1               |  |
| TUNISAIR Da 1/10                     | TN0001200518 | TAI01 | 32     |          |          |                 |               | NC         | 9        | 123        | 2               |  |
| TAIR Da1/22 310806                   | TN0001200534 | TAI06 | 32     |          |          |                 |               | NC         | 1        | 3          | 0               |  |
| TAIR Da 1/5 010908                   | TN0001200542 | TAI08 | 32     |          |          |                 |               | NC         | 0        | 0          | 0               |  |
| TAIR Da1/11 170709                   | TN0001200567 | TAI09 | 32     |          |          |                 |               | NC         | 0        | 0          | 0               |  |
| <b>SANTE</b>                         |              |       |        |          |          |                 |               |            |          |            |                 |  |
| <b>UNIMED</b>                        |              |       |        |          |          |                 |               |            |          |            |                 |  |
| UMED D76/509 26716                   | TN0007720022 | UMD16 | 32     |          |          |                 |               | NC         | 2        | 2          | 3               |  |
| UMD DA1/11/17 40817                  | TN0007720030 | UMD17 | 32     |          |          |                 |               | NC         | 19       | 765        | 171             |  |
| <b>AUTOMOBILES ET EQUIPEMENTIERS</b> |              |       |        |          |          |                 |               |            |          |            |                 |  |
| <b>STIP</b>                          |              |       |        |          |          |                 |               |            |          |            |                 |  |
| STIP Da1/10 0703                     | TN0005030028 | STIP3 | 32     |          |          |                 |               | NC         | 0        | 0          | 0               |  |
| <b>ASSAD</b>                         |              |       |        |          |          |                 |               |            |          |            |                 |  |
| ASSDa1/9(01/07                       |              |       |        |          |          |                 |               |            |          |            |                 |  |

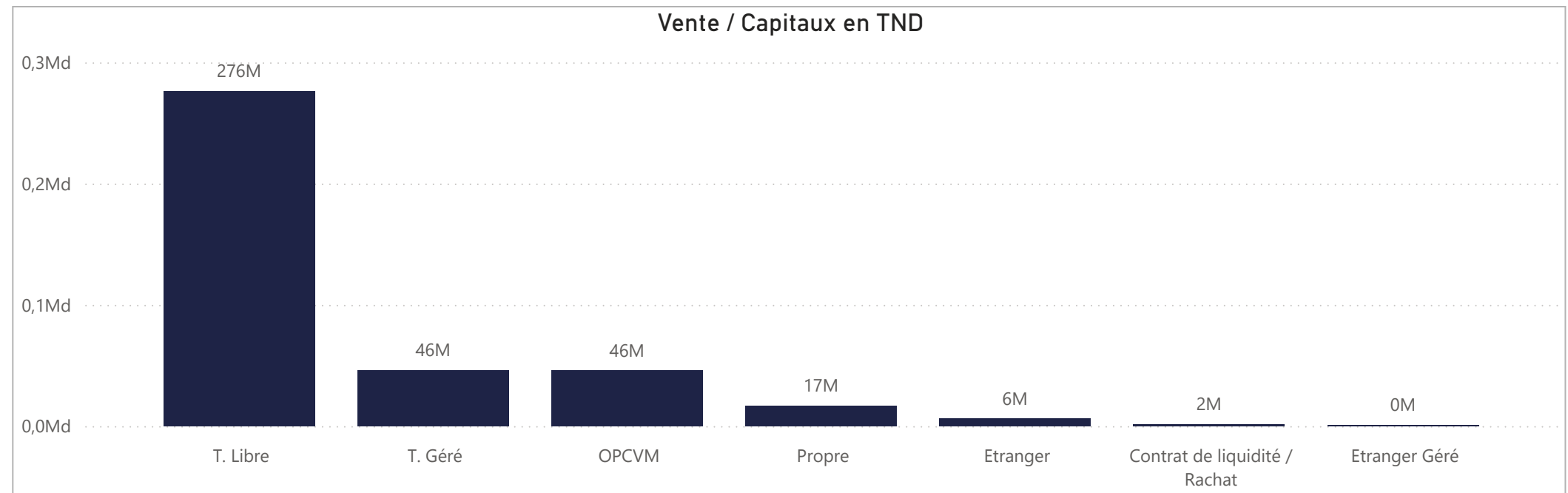
**ACHAT**

| Achat                         | Echanges       | Quantité          | Capitaux en TND    | Capitaux en %  |
|-------------------------------|----------------|-------------------|--------------------|----------------|
| T. Libre                      | 92 834         | 34 504 381        | 271 058 590        | 68,98%         |
| OPCVM                         | 10 066         | 6 154 036         | 68 503 927         | 17,43%         |
| T. Géré                       | 10 209         | 4 459 617         | 35 551 354         | 9,05%          |
| Propre                        | 1 102          | 839 103           | 12 194 558         | 3,10%          |
| Etranger                      | 576            | 348 330           | 3 426 862          | 0,87%          |
| Contrat de liquidité / Rachat | 886            | 457 904           | 2 164 685          | 0,55%          |
| Etranger Géré                 | 19             | 7 793             | 65 214             | 0,02%          |
| <b>Total</b>                  | <b>115 692</b> | <b>46 771 164</b> | <b>392 965 190</b> | <b>100,00%</b> |



**VENTE**

| Vente                         | Echanges       | Quantité          | Capitaux en TND    | Capitaux en %  |
|-------------------------------|----------------|-------------------|--------------------|----------------|
| T. Libre                      | 85 176         | 34 754 398        | 276 245 222        | 70,30%         |
| T. Géré                       | 16 713         | 4 876 567         | 46 132 745         | 11,74%         |
| OPCVM                         | 10 188         | 4 151 496         | 45 940 537         | 11,69%         |
| Propre                        | 2 068          | 1 717 972         | 16 850 173         | 4,29%          |
| Etranger                      | 1 129          | 1 185 605         | 6 209 890          | 1,58%          |
| Contrat de liquidité / Rachat | 385            | 78 270            | 1 519 529          | 0,39%          |
| Etranger Géré                 | 33             | 6 856             | 67 094             | 0,02%          |
| <b>Total</b>                  | <b>115 692</b> | <b>46 771 164</b> | <b>392 965 190</b> | <b>100,00%</b> |



## ACHAT

## Marché Principal

| Mois         | Contrat de liquidité / Rachat | Etranger         | Etranger Géré | OPCVM             | Propre            | T. Géré           | T. Libre           | Total              |
|--------------|-------------------------------|------------------|---------------|-------------------|-------------------|-------------------|--------------------|--------------------|
| janvier      | 288 356                       | 419 638          | 6 429         | 19 172 354        | 1 969 755         | 12 358 439        | 96 066 249         | 130 281 220        |
| février      | 940 726                       | 1 217 078        | 21 094        | 28 766 147        | 394 941           | 10 131 637        | 76 544 864         | 118 016 486        |
| mars         | 935 603                       | 1 790 146        | 37 691        | 20 565 425        | 9 829 863         | 13 061 279        | 98 447 477         | 144 667 483        |
| 3            | 61 222                        | 54 197           |               | 326 958           | 31 190            | 107 052           | 2 105 924          | 2 686 543          |
| 4            | 53 994                        | 13 785           | 2 900         | 569 631           | 131 211           | 716 737           | 2 743 142          | 4 231 400          |
| 5            | 53 096                        |                  |               | 490 200           | 29 236            | 236 438           | 2 111 689          | 2 920 658          |
| 6            | 60 910                        |                  |               | 1 143 690         | 42 555            | 967 518           | 4 046 365          | 6 261 037          |
| 7            | 105 686                       | 2 300            |               | 795 041           | 52 276            | 457 137           | 3 899 343          | 5 311 782          |
| 10           | 62 218                        | 7 360            |               | 854 579           | 17 464            | 902 736           | 2 997 381          | 4 841 737          |
| 11           | 65 844                        | 35 741           |               | 739 900           | 5 171             | 1 192 403         | 3 645 350          | 5 684 408          |
| 12           | 47 359                        | 3 775            | 29 036        | 2 028 267         | 3 521             | 1 195 846         | 6 760 065          | 10 067 869         |
| 13           | 54 212                        | 24 590           |               | 1 197 551         | 180 343           | 929 298           | 5 394 055          | 7 780 049          |
| 14           | 60 376                        | 34 891           |               | 3 625 793         | 195 343           | 809 530           | 5 715 857          | 10 441 790         |
| 17           | 59 692                        | 3 709            |               | 399 838           |                   | 780 002           | 4 883 273          | 6 126 514          |
| 18           | 43 560                        | 2 920            |               | 1 254 051         | 156 195           | 612 267           | 12 362 674         | 14 431 667         |
| 19           | 54 572                        | 3 365            |               | 1 644 798         | 14 381            | 1 423 120         | 4 803 399          | 7 943 636          |
| 21           | 29 547                        | 148 499          |               | 880 249           | 103 551           | 1 085 809         | 5 692 835          | 7 940 491          |
| 24           | 28 627                        |                  | 2 885         | 846 236           | 8 651 097         | 422 829           | 3 427 863          | 13 379 536         |
| 25           | 39 596                        |                  |               | 1 067 386         |                   | 462 194           | 18 880 004         | 20 449 179         |
| 26           | 27 931                        | 76 591           | 2 870         | 1 894 061         | 263               | 373 221           | 5 271 948          | 7 646 885          |
| 27           | 27 162                        | 1 378 423        |               | 807 197           | 216 068           | 387 141           | 3 706 310          | 6 522 301          |
| <b>Total</b> | <b>2 164 685</b>              | <b>3 426 862</b> | <b>65 214</b> | <b>68 503 927</b> | <b>12 194 558</b> | <b>35 551 354</b> | <b>271 058 590</b> | <b>392 965 190</b> |

## Marché de Bloc

| Mois         | Propre           | T. Libre          | Total             |
|--------------|------------------|-------------------|-------------------|
| janvier      |                  | 17 324 377        | 17 324 377        |
| mars         | 8 623 845        | 17 491 258        | 26 115 103        |
| 12           |                  | 1 461 258         | 1 461 258         |
| 24           | 8 623 845        |                   | 8 623 845         |
| 25           |                  | 16 030 000        | 16 030 000        |
| <b>Total</b> | <b>8 623 845</b> | <b>34 815 635</b> | <b>43 439 480</b> |

## VENTE

## Marché Principal

| Mois         | Contrat de liquidité / Rachat | Etranger         | Etranger Géré | OPCVM             | Propre            | T. Géré           | T. Libre           | Total              |
|--------------|-------------------------------|------------------|---------------|-------------------|-------------------|-------------------|--------------------|--------------------|
| janvier      | 525 024                       | 1 419 450        | 7 658         | 13 998 498        | 1 777 939         | 16 661 263        | 95 891 388         | 130 281 220        |
| février      | 753 593                       | 3 075 751        | 32 375        | 15 249 304        | 3 415 285         | 16 172 015        | 79 318 163         | 118 016 486        |
| mars         | 240 911                       | 1 714 689        | 27 061        | 16 692 735        | 11 656 948        | 13 299 466        | 101 035 671        | 144 667 483        |
| 3            | 18 090                        |                  |               | 453 997           |                   | 228 443           | 1 986 013          | 2 686 543          |
| 4            | 18 626                        | 14 020           |               | 1 084 194         |                   | 347 190           | 2 767 370          | 4 231 400          |
| 5            | 16 218                        | 5 664            |               | 307 800           | 76 256            | 376 571           | 2 138 149          | 2 920 658          |
| 6            | 11 889                        | 3 399            | 21 758        | 1 424 164         | 358 413           | 499 537           | 3 941 878          | 6 261 037          |
| 7            | 12 086                        |                  |               | 959 133           | 216 005           | 485 889           | 3 638 669          | 5 311 782          |
| 10           | 12 186                        | 48 543           |               | 238 517           | 5 916             | 705 948           | 3 830 628          | 4 841 737          |
| 11           | 11 501                        |                  |               | 628 938           | 308 774           | 609 253           | 4 125 942          | 5 684 408          |
| 12           | 11 978                        | 73               |               | 2 032 211         | 334 091           | 1 279 381         | 6 410 135          | 10 067 869         |
| 13           | 12 062                        | 328 110          | 3 306         | 2 640 890         |                   | 1 080 384         | 3 715 296          | 7 780 049          |
| 14           | 11 850                        | 66 016           | 7             | 1 510 038         | 51 105            | 486 512           | 8 316 262          | 10 441 790         |
| 17           | 12 241                        | 43 534           |               | 883 762           | 45 971            | 848 064           | 4 292 941          | 6 126 514          |
| 18           |                               | 123 427          |               | 535 044           | 219 887           | 798 946           | 12 754 363         | 14 431 667         |
| 19           | 12 321                        | 54 375           |               | 1 012 350         | 4 088             | 1 985 317         | 4 875 184          | 7 943 636          |
| 21           | 30 024                        | 912 930          | 1 678         | 827 418           | 191 775           | 633 927           | 5 342 739          | 7 940 491          |
| 24           | 12 593                        | 30 592           |               | 230 931           | 8 623 845         | 870 043           | 3 611 533          | 13 379 536         |
| 25           | 12 566                        | 30 376           |               | 361 557           | 12 049            | 827 983           | 19 204 648         | 20 449 179         |
| 26           | 12 332                        | 10 384           | 312           | 833 831           | 1 073 822         | 711 410           | 5 004 794          | 7 646 885          |
| 27           | 12 349                        | 43 246           |               | 727 960           | 134 951           | 524 668           | 5 079 127          | 6 522 301          |
| <b>Total</b> | <b>1 519 529</b>              | <b>6 209 890</b> | <b>67 094</b> | <b>45 940 537</b> | <b>16 850 173</b> | <b>46 132 745</b> | <b>276 245 222</b> | <b>392 965 190</b> |

## Marché de Bloc

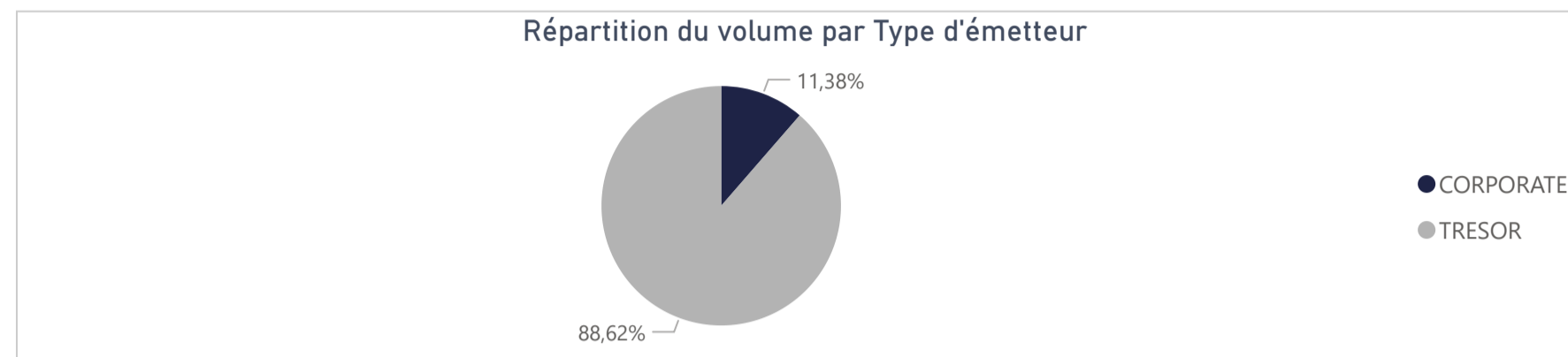
| Mois         | Propre           | T. Libre          | Total             |
|--------------|------------------|-------------------|-------------------|
| janvier      |                  | 17 324 377        | 17 324 377        |
| mars         | 8 623 845        | 17 491 258        | 26 115 103        |
| 12           |                  | 1 461 258         | 1 461 258         |
| 24           | 8 623 845        |                   | 8 623 845         |
| 25           |                  | 16 030 000        | 16 030 000        |
| <b>Total</b> | <b>8 623 845</b> | <b>34 815 635</b> | <b>43 439 480</b> |

105 828 864

Capitaux traités sur l'année en TND

| Marché                    | Echanges | Quantité  | Capitaux en TND |
|---------------------------|----------|-----------|-----------------|
| Cote : Titres de Créances | 226      | 1 568 789 | 105 828 864     |

| Type d'émetteur | Echanges   | Quantité         | Capitaux en TND    | Capitaux en %  |
|-----------------|------------|------------------|--------------------|----------------|
| TRESOR          | 194        | 1 419 814        | 93 782 181         | 88,62%         |
| CORPORATE       | 32         | 148 975          | 12 046 683         | 11,38%         |
| <b>Total</b>    | <b>226</b> | <b>1 568 789</b> | <b>105 828 864</b> | <b>100,00%</b> |



| Achat        | Echanges   | Quantité         | Capitaux en TND    | Capitaux en %  |
|--------------|------------|------------------|--------------------|----------------|
| OPCVM        | 96         | 1 517 883        | 104 164 993        | 98,43%         |
| T. Libre     | 37         | 39 187           | 1 439 997          | 1,36%          |
| T. Géré      | 93         | 11 719           | 223 875            | 0,21%          |
| <b>Total</b> | <b>226</b> | <b>1 568 789</b> | <b>105 828 864</b> | <b>100,00%</b> |

| Vente        | Echanges   | Quantité         | Capitaux en TND    | Capitaux en %  |
|--------------|------------|------------------|--------------------|----------------|
| OPCVM        | 65         | 1 330 009        | 50 818 425         | 48,02%         |
| Propre       | 8          | 42 660           | 43 618 423         | 41,22%         |
| T. Libre     | 63         | 184 196          | 11 202 521         | 10,59%         |
| T. Géré      | 90         | 11 924           | 189 495            | 0,18%          |
| <b>Total</b> | <b>226</b> | <b>1 568 789</b> | <b>105 828 864</b> | <b>100,00%</b> |

Répartition des capitaux traités en TND par catégorie de donneurs d'ordres

ACHAT

| Mois         | OPCVM              | T. Géré        | T. Libre         | Total              |
|--------------|--------------------|----------------|------------------|--------------------|
| janvier      | 12 130 226         | 128 419        | 56 123           | 12 314 768         |
| février      | 21 032 430         | 25 822         | 1 383 452        | 22 441 704         |
| mars         | 71 002 337         | 69 633         | 421              | 71 072 392         |
| 3            | 3 468 506          |                |                  | 3 468 506          |
| 5            | 5 108 831          | 2 656          |                  | 5 111 487          |
| 6            | 81 227             |                |                  | 81 227             |
| 7            | 41 705             |                |                  | 41 705             |
| 10           | 866 809            | 31 698         | 421              | 898 928            |
| 13           | 410 525            | 8 924          |                  | 419 449            |
| 14           | 25 384             | 18 300         |                  | 43 684             |
| 17           | 103 860            | 1 088          |                  | 104 948            |
| 19           | 15 894 466         | 5 114          |                  | 15 899 580         |
| 24           | 20 347             | 1 854          |                  | 22 200             |
| 25           | 1 439 376          |                |                  | 1 439 376          |
| 26           | 2 350 053          |                |                  | 2 350 053          |
| 27           | 41 191 249         |                |                  | 41 191 249         |
| <b>Total</b> | <b>104 164 993</b> | <b>223 875</b> | <b>1 439 997</b> | <b>105 828 864</b> |

VENTE

| Mois         | OPCVM             | Propre            | T. Géré        | T. Libre          | Total              |
|--------------|-------------------|-------------------|----------------|-------------------|--------------------|
| janvier      | 8 323 595         | 723 196           | 130 658        | 3 137 319         | 12 314 768         |
| février      | 12 966 239        | 1 650 135         | 13 175         | 7 812 156         | 22 441 704         |
| mars         | 29 528 591        | 41 245 092        | 45 662         | 253 046           | 71 072 392         |
| 3            | 3 468 506         |                   |                |                   | 3 468 506          |
| 5            | 4 796 320         | 312 511           | 2 656          |                   | 5 111 487          |
| 6            | 81 227            |                   |                |                   | 81 227             |
| 7            | 41 705            |                   |                |                   | 41 705             |
| 10           | 859 443           |                   | 31 140         | 8 344             | 898 928            |
| 13           | 410 525           |                   | 8 924          |                   | 419 449            |
| 14           | 43 684            |                   |                |                   | 43 684             |
| 17           | 103 860           |                   | 1 088          |                   | 104 948            |
| 19           | 15 894 466        |                   |                | 5 114             | 15 899 580         |
| 24           | 20 347            |                   | 1 854          |                   | 22 200             |
| 25           | 1 439 376         |                   |                |                   | 1 439 376          |
| 26           | 2 110 466         |                   |                | 239 588           | 2 350 053          |
| 27           | 258 668           | 40 932 581        |                |                   | 41 191 249         |
| <b>Total</b> | <b>50 818 425</b> | <b>43 618 423</b> | <b>189 495</b> | <b>11 202 521</b> | <b>105 828 864</b> |

| Séance du jour     |               |       |        |          |          |                 |              |              |            |                  |           |           | Année 2025     |          |          |                 |
|--------------------|---------------|-------|--------|----------|----------|-----------------|--------------|--------------|------------|------------------|-----------|-----------|----------------|----------|----------|-----------------|
| Valeur             | Code ISIN     | MNEMO | Groupe | Echanges | Quantité | Capitaux en TND | Clôture en % | Var. du Jour | Indicateur | VWAP Veille en % | VWAP en % | Var. VWAP | Ouverture en % | Echanges | Quantité | Capitaux en TND |
| BTA 6.3% Oct 2026  | TN0008000580  | B1026 | 21     |          |          |                 | 97,400       | 0,00 %       | NC         |                  |           |           | 97,400         | 0        | 0        | 0               |
| BTA6.7% Avril 2028 | TN0008000606  | B0428 | 21     |          |          |                 | 93,100       | 0,00 %       | NC         |                  |           |           | 93,100         | 0        | 0        | 0               |
| BTA 6.3% Mars 2026 | TN0008000622  | B0326 | 21     |          |          |                 | 95,950       | 0,00 %       | NC         |                  |           |           | 95,950         | 0        | 0        | 0               |
| BTA 6.6% Mars 2027 | TN0008000655  | B0327 | 21     |          |          |                 | 93,950       | 0,00 %       | NC         |                  |           |           | 93,950         | 0        | 0        | 0               |
| BTA 7,5% Juil 2032 | TN0008000663  | B0732 | 21     |          |          |                 | 97,000       | 0,00 %       | NC         |                  |           |           | 97,000         | 0        | 0        | 0               |
| BTA 7% Juil 2028   | TN0008000697  | B0728 | 21     |          |          |                 | 90,500       | 0,00 %       | NC         |                  |           |           | 90,500         | 0        | 0        | 0               |
| BTA 6,5% Juin 2025 | TN0008000705  | B0625 | 21     | 2        | 100      | 104 773         | 99,520       | 0,08 %       |            |                  | 99,520    |           | 96,920         | 8        | 1 165    | 1 208 296       |
| BTA 7,2% Fev 2027  | TN0008000721  | B0227 | 21     |          |          |                 | 96,000       | 0,00 %       | NC         |                  |           |           | 92,750         | 4        | 620      | 598 728         |
| BTA 7,4% Fev 2030  | TN0008000739  | B0230 | 21     |          |          |                 | 90,800       | 0,00 %       | NC         |                  |           |           | 90,390         | 4        | 302      | 275 581         |
| BTA 7,2% Mai 2027  | TN0008000747  | B0527 | 21     | 2        | 105      | 107 028         | 95,540       | 0,06 %       |            |                  | 95,540    |           | 94,950         | 9        | 1 155    | 1 158 274       |
| BTA 8% Nov 2030    | TN0008000762  | B1130 | 21     |          |          |                 | 97,000       | 0,00 %       | NC         |                  |           |           | 97,000         | 0        | 0        | 0               |
| BTA 7,3% Dec 2027  | TN0008000770  | B1227 | 21     |          |          |                 | 91,050       | 0,00 %       | NC         |                  |           |           | 91,050         | 0        | 0        | 0               |
| BTA 7,5% Janv 2028 | TN0008000796  | B0128 | 21     |          |          |                 | 100,000      | 0,00 %       | NC         |                  |           |           | 100,000        | 0        | 0        | 0               |
| BTA 8% Mars 2033   | TN0008000804  | B0333 | 21     |          |          |                 | 100,000      | 0,00 %       | NC         |                  |           |           | 100,000        | 0        | 0        | 0               |
| BTA 7,5% Dec 2028  | TN0008000812  | B1228 | 21     |          |          |                 | 100,000      | 0,00 %       | NC         |                  |           |           | 100,000        | 0        | 0        | 0               |
| BTA 8% Nov 2025    | TN0XRGYG8RL8  | B1125 | 21     |          |          |                 | 99,100       | 0,00 %       | NC         |                  |           |           | 98,500         | 1        | 2        | 2 004           |
| BTA 8,8% Sept 2032 | TNJL4N1SD7B2  | B0932 | 21     |          |          |                 | 100,000      | 0,00 %       | NC         |                  |           |           | 100,000        | 0        | 0        | 0               |
| BTA 8% Janv 2029   | TNHUVZNLATV4  | B0129 | 21     |          |          |                 | 100,000      | 0,00 %       | NC         |                  |           |           | 100,000        | 0        | 0        | 0               |
| BTA 8,25% Juin2031 | TNN050ORH1F1  | B0631 | 21     |          |          |                 | 100,000      | 0,00 %       | NC         |                  |           |           | 100,000        | 0        | 0        | 0               |
| BTA 9% sept 2029   | TNLRQIPOOJY4  | B0929 | 21     |          |          |                 | 100,000      | 0,00 %       | NC         |                  |           |           | 100,000        | 0        | 0        | 0               |
| BTA 9,4% aout 2033 | TNNUS2JAB5F6  | B0833 | 21     |          |          |                 | 100,000      | 0,00 %       | NC         |                  |           |           | 100,000        | 0        | 0        | 0               |
| BTA 9,5% aout 2035 | TN19GXADLD0   | B0835 | 21     |          |          |                 | 100,000      | 0,00 %       | NC         |                  |           |           | 100,000        | 0        | 0        | 0               |
| BTA 9,70% Oct 2027 | TN9EGII9CQ82  | B1027 | 21     |          |          |                 | 100,000      | 0,00 %       | NC         |                  |           |           | 100,000        | 0        | 0        | 0               |
| BTA 9,87% Oct 2031 | TNOODT102PF5  | B1031 | 21     |          |          |                 | 100,000      | 0,00 %       | NC         |                  |           |           | 100,000        | 0        | 0        | 0               |
| BTA 9,80% Oct 2028 | TN875F5T9RO3  | B1028 | 21     |          |          |                 | 100,000      | 0,00 %       | NC         |                  |           |           | 100,000        | 0        | 0        | 0               |
| BTA 9,89% Juin2033 | TNI5BPOGW9F1  | B0633 | 21     |          |          |                 | 100,000      | 0,00 %       | NC         |                  |           |           | 100,000        | 0        | 0        | 0               |
| BTA 9,90% Dec 2034 | TNXJGTXAROH4  | B1234 | 21     |          |          |                 | 100,000      | 0,00 %       | NC         |                  |           |           | 100,000        | 0        | 0        | 0               |
| BTA 9,87% Janv2032 | TNCYAULJ413   | B0132 | 21     | 1        | 40 000   | 40 932 581      | 100,060      | -0,11 %      |            |                  | 100,060   |           | 100,000        | 2        | 41 000   | 41 944 286      |
| ENAT2021 8,70%A PP | TN0008000820  | NA26  | 21     |          |          |                 | 99,470       | 0,00 %       | NC         |                  |           |           | 99,130         | 1        | 2 575    | 26 909          |
| E NAT 2021 8,80% B | TN0008000838  | NB26  | 21     |          |          |                 | 100,000      | 0,00 %       | NC         |                  |           |           | 100,000        | 2        | 112 500  | 11 972 384      |
| E NAT 2021 8,90% C | TN0008000846  | NC28  | 21     |          |          |                 | 93,000       | 0,00 %       | NC         |                  |           |           | 93,000         | 0        | 0        | 0               |
| ENAT22021 8,70%APP | TN0008000887  | NA226 | 21     |          |          |                 | 97,000       | 0,00 %       | NC         |                  |           |           | 95,000         | 1        | 7        | 70              |
| ENAT2 2021 8,80% B | TN0008000895  | NB226 | 21     |          |          |                 | 100,000      | 0,00 %       | NC         |                  |           |           | 100,000        | 2        | 50 000   | 5 253 151       |
| ENAT2 2021 8,90% C | TN0008000903  | NC228 | 21     |          |          |                 | 96,000       | 0,00 %       | NC         |                  |           |           | 96,000         | 2        | 5        | 5 019           |
| ENAT2 HASSAN21 APP | TN0008000853  | NH226 | 21     |          |          |                 | 100,000      | 0,00 %       | NC         |                  |           |           | 100,000        | 0        | 0        | 0               |
| ENAT32021 8,70%APP | TNZBXQU5RZ91  | NA3F6 | 21     |          |          |                 | 100,000      | 0,00 %       | NC         |                  |           |           | 99,990         | 11       | 275 957  | 2 827 347       |
| ENT32021T+2,45%APP | TNSUXW7EBUQ0  | NA3V6 | 21     |          |          |                 | 95,000       | 0,00 %       | NC         |                  |           |           | 100,000        | 2        | 255      | 2 470           |
| ENAT3 2021 8,80% B | TNYZO6UGUZ33  | NB3F6 | 21     |          |          |                 | 100,000      | 0,00 %       | NC         |                  |           |           | 100,000        | 2        | 6 466    | 662 891         |
| ENAT32021 T+2,55%B | TN5QHYZ8T348  | NB3V6 | 21     |          |          |                 | 100,000      | 0,00 %       | NC         |                  |           |           | 100,000        | 1        | 50 000   | 5 082 214       |
| ENAT3 2021 8,90% C | TN3QL5M1QLW6  | NC3F8 | 21     |          |          |                 | 100,000      | 0,00 %       | NC         |                  |           |           | 100,000        | 0        | 0        | 0               |
| ENAT32021 T+2,65%C | TNJP2LP1CVE1  | NC3V8 | 21     |          |          |                 | 100,000      | 0,00 %       | NC         |                  |           |           | 100,000        | 0        | 0        | 0               |
| ENAT3 HASSAN21 APP | TNE5I87AYZT5  | NHA36 | 21     |          |          |                 | 100,000      | 0,00 %       | NC         |                  |           |           | 100,000        | 0        | 0        | 0               |
| ENAT3 HASSAN2021 B | TNVSMDL2VYJ5  | NHB36 | 21     |          |          |                 | 100,000      | 0,00 %       | NC         |                  |           |           | 100,000        | 0        | 0        | 0               |
| ENAT3 HASSAN2021 C | TNJQ3VIAM1R9  | NHC38 | 21     |          |          |                 | 100,000      | 0,00 %       | NC         |                  |           |           | 100,000        | 0        | 0        | 0               |
| ENAT1 2022 A 8,80% | TNPSLPEJVO7   | NAF27 | 21     |          |          |                 | 100,000      | 0,00 %       | NC         |                  |           |           | 93,500         | 23       | 325 783  | 3 529 910       |
| ENAT1 2022A T+2,4% | TNLEGO8CKWX3  | NAV27 | 21     |          |          |                 | 92,500       | 0,00 %       | NC         |                  |           |           | 92,500         | 0        | 0        | 0               |
| ENAT1 2022 B 8,90% | TNHG2VXQ3BG0  | NBF29 | 21     |          |          |                 | 100,000      | 0,00 %       | NC         |                  |           |           | 100,000        | 3        | 2 434    | 263 910         |
| ENAT1 2022B T+2,5% | TN00U20VQY55  | NBV29 | 21     |          |          |                 | 100,000      | 0,00 %       | NC         |                  |           |           | 100,000        | 0        | 0        | 0               |
| ENAT1 2022 C 9,10% | TN5XXZZ454U2  | NCF32 | 21     | 1        | 539      | 46 867          | 99,000       | -1,00 %      |            |                  | 99,000    |           | 94,000         | 3        | 7 559    | 809 249         |
| ENAT1 2022CT+2,65% | TNQHMI7RIBR5  | NCV32 | 21     |          |          |                 | 100,000      | 0,00 %       | NC         |                  |           |           | 100,000        | 0        | 0        | 0               |
| ENAT1 HASSAN2022 A | TNCDR74CL701  | NHA27 | 21     |          |          |                 | 100,000      | 0,00 %       | NC         |                  |           |           | 100,000        | 0        | 0        | 0               |
| ENAT1 HASSAN2022 B | TNBHB9XIP394  | NHB29 | 21     |          |          |                 | 100,000      | 0,00 %       | NC         |                  |           |           | 100,000        | 0        | 0        | 0               |
| ENAT1 HASSAN2022 C | TNW1CN5IM5T4  | NHC32 | 21     |          |          |                 | 100,000      | 0,00 %       | NC         |                  |           |           | 100,000        | 0        | 0        | 0               |
| ENAT22022 9,25%APP | TNJ1M1ZAWYGS  | NA2F7 | 21     |          |          |                 | 94,000       | 0,00 %       | NC         |                  |           |           | 100,000        | 14       | 112 071  | 1 186 419       |
| ENT2 22 T+2,15%APP | TNQCK0BPZ5A4  | NA2V7 | 21     |          |          |                 | 100,000      | 0,00 %       | NC         |                  |           |           | 100,000        | 0        | 0        | 0               |
| ENAT2 2022 9,35% B | TNQVHB5WZ2K2  | NB2F9 | 21     |          |          |                 | 100,000      | 0,00 %       | NC         |                  |           |           | 100,000        | 1        | 250      | 26 588          |
| ENAT22022 T+2,2% B | TNF0OWIRG8H7  | NB2V9 | 21     |          |          |                 | 100,000      | 0,00 %       | NC         |                  |           |           | 100,000        | 0        | 0        | 0               |
| ENAT2 2022 9,60% C | TNI9EO2MTU05  | NC2F2 | 21     |          |          |                 | 99,270       | 0,00 %       | NC         |                  |           |           | 99,270         | 0        | 0        | 0               |
| ENAT2 2022T+2,40%C | TN11TIB0EPV4  | NC2V2 | 21     |          |          |                 | 100,000      | 0,00 %       | NC         |                  |           |           | 100,000        | 0        | 0        | 0               |
| ENAT2 HASSAN22 APP | TNM46OWVRP06  | NH2A7 | 21     |          |          |                 | 65,000       | 0,00 %       | NC         |                  |           |           | 65,000         | 0        | 0        | 0               |
| ENAT2 HASSAN2022 B | TNU9AUB15T16  | NH2B9 | 21     |          |          |                 | 100,000      | 0,00 %       | NC         |                  |           |           | 100,000        | 0        | 0        | 0               |
| ENAT2 HASSAN2022 C | TN714WHHNWN4  | NH2C2 | 21     |          |          |                 | 100,000      | 0,00 %       | NC         |                  |           |           | 100,000        | 0        | 0        | 0               |
| ENAT32022 9,25%APP | TNXNSU5ILB12  | NA3F7 | 21     |          |          |                 | 93,500       | 0,00 %       | NC         |                  |           |           | 93,500         | 0        | 0        | 0               |
| ENT3 22 T+2,15%APP | TNWL10DSWXX1  | NA3V7 | 21     |          |          |                 | 99,000       | 0,00 %       | NC         |                  |           |           | 99,000         | 0        | 0        | 0               |
| ENAT3 2022 9,35% B | TNRRGVC8DE36  | NB3F9 | 21     |          |          |                 | 100,000      | 0,00 %       | NC         |                  |           |           | 100,000        | 0        | 0        | 0               |
| ENAT32022 T+2,2% B | TN0JN6PVH38   | NB3V9 | 21     |          |          |                 | 100,000      | 0,00 %       | NC         |                  |           |           | 100,000        | 0        | 0        | 0               |
| ENAT3 2022 9,60% C | TN4A4WPDZOC1  | NC3F2 | 21     |          |          |                 | 100,000      | 0,00 %       | NC         |                  |           |           | 100,150        | 1        | 80       | 8 372           |
| ENAT3 2022T+2,40%C | TNI2090I5G66  | NC3V2 | 21     |          |          |                 | 100,000      | 0,00 %       | NC         |                  |           |           | 100,000        | 0        | 0        | 0               |
| ENAT42022 9,35%APP | TNOAYHSVTHY1  | NA4F7 | 21     |          |          |                 | 92,000       | 0,00 %       | NC         |                  |           |           | 93,000         | 8        | 12 610   | 127 087         |
| ENT4 2022 T+2% APP | TN2MVOGUKOA5  | NA4V7 | 21     |          |          |                 | 94,000       | 0,00 %       | NC         |                  |           |           | 94,000         | 0        | 0        | 0               |
| ENAT4 2022 9,4% B  | TNWRCVSYL730  | NB4F9 | 21     |          |          |                 | 94,000       | 0,00 %       | NC         |                  |           |           | 94,000         | 0        | 0        | 0               |
| ENAT42022T+2,05% B | TN7PM93UZP50  | NB4V9 | 21     |          |          |                 | 100,000      | 0,00 %       | NC         |                  |           |           | 100,000        | 0        | 0        | 0               |
| ENAT4 2022 9,60% C | TNEFC8MYZ3    | NC4F2 | 21     |          |          |                 | 100,000      | 0,00 %       | NC         |                  |           |           | 100,000        | 0        | 0        | 0               |
| ENAT4 2022T+2,25%C | TNVFSFLG1FH4  | NC4V2 | 21     |          |          |                 | 100,000      | 0,00 %       | NC         |                  |           |           | 100,000        | 0        | 0        | 0               |
| ENAT4HASSAN2022APP | TNA3G5IE2961  | NH4A7 | 21     |          |          |                 | 100,000      | 0,00 %       | NC         |                  |           |           | 100,000        | 0        | 0        | 0               |
| ENAT4 HASSAN2022 C | TNQRS5G236GA1 | NH4C2 | 21     |          |          |                 | 100,000      | 0,00 %       | NC         |                  |           |           | 100,000        | 0        | 0        | 0               |
| ENAT12023 9,75%APP | TN6DQ00JBLT7  | NAF28 | 21     |          |          |                 | 100,000      | 0,00 %       | NC         |                  | </        |           |                |          |          |                 |

| Séance du jour      |                              |               |       |        |          |          |                 |              |              |            |           |           |           | Année 2025     |          |          |                 |
|---------------------|------------------------------|---------------|-------|--------|----------|----------|-----------------|--------------|--------------|------------|-----------|-----------|-----------|----------------|----------|----------|-----------------|
| Valeur              | Emetteur                     | Code ISIN     | MNEMO | Groupe | Echanges | Quantité | Capitaux en TND | Clôture en % | Var. du Jour | Indicateur | VWAP en % | VWAP en % | Var. VWAP | Ouverture en % | Echanges | Quantité | Capitaux en TND |
| BTE0930 5.85%AP20   | BTE                          | TN0001300607  | BE10B | 21     |          |          |                 | 100,000      | 0,00 %       | NC         |           |           |           | 100,000        | 0        | 0        | 0               |
| BTE0232 6.25%P20    | BTE                          | TN0001300623  | BE11F | 21     |          |          |                 | 100,000      | 0,00 %       | NC         |           |           |           | 100,000        | 0        | 0        | 0               |
| BTEB0127 11.50%P7-2 | BTE                          | TN0001300680  | BE9BF | 21     |          |          |                 | 100,000      | 0,00 %       | NC         |           |           |           | 100,000        | 0        | 0        | 0               |
| BTEB0127T+3.25P7-2  | BTE                          | TN0001300698  | BE9BV | 21     |          |          |                 | 100,000      | 0,00 %       | NC         |           |           |           | 100,000        | 0        | 0        | 0               |
| BSA0627 8.75% P5PP  | BIAT                         | TN059Z110G78  | B22AF | 21     |          |          |                 | 100,000      | 0,00 %       | NC         |           |           |           | 100,000        | 0        | 0        | 0               |
| BSA0627T+2.55%P5PP  | BIAT                         | TN2XZZTDCR70  | B22AV | 21     |          |          |                 | 100,000      | 0,00 %       | NC         |           |           |           | 100,000        | 0        | 0        | 0               |
| BSB0627 8.75% P5    | BIAT                         | TNBLRFH96SL4  | B22BF | 21     |          |          |                 | 100,130      | 0,00 %       | NC         |           |           |           | 100,130        | 0        | 0        | 0               |
| BSB0627T+2.55% P5   | BIAT                         | TNUALDKV3BS3  | B22BV | 21     |          |          |                 | 100,000      | 0,00 %       | NC         |           |           |           | 100,000        | 0        | 0        | 0               |
| BSC0627 9.15% IF5   | BIAT                         | TNODT45XV9P9  | B22CF | 21     |          |          |                 | 98,440       | 0,00 %       | NC         |           |           |           | 98,440         | 0        | 0        | 0               |
| BSC0627T+2.95% IF5  | BIAT                         | TN9MG9S138K0  | B22CV | 21     |          |          |                 | 100,000      | 0,00 %       | NC         |           |           |           | 99,970         | 2        | 127      | 13 390          |
| BSD0629 9.20% P7-2  | BIAT                         | TN8J8QFA4123  | B22DF | 21     |          |          |                 | 100,000      | 0,00 %       | NC         |           |           |           | 100,000        | 0        | 0        | 0               |
| BSD0629 T+3% P7-2   | BIAT                         | TNGOJL11N67   | B22DV | 21     |          |          |                 | 100,000      | 0,00 %       | NC         |           |           |           | 100,000        | 0        | 0        | 0               |
| BSE0629 9.45% IF7   | BIAT                         | TNPZ2BZUFO23  | B22EF | 21     |          |          |                 | 100,000      | 0,00 %       | NC         |           |           |           | 100,000        | 0        | 0        | 0               |
| BSE0629T+3.25% IF7  | BIAT                         | TN4IAOG12753  | B22EV | 21     |          |          |                 | 100,000      | 0,00 %       | NC         |           |           |           | 100,000        | 0        | 0        | 0               |
| BSF0632 9.60%P10-5  | BIAT                         | TNGQ611JKPR4  | B22FF | 21     |          |          |                 | 100,000      | 0,00 %       | NC         |           |           |           | 100,000        | 0        | 0        | 0               |
| BSF0632T+3.35P10-5  | BIAT                         | TNDIUT047Vf9  | B22FV | 21     |          |          |                 | 100,180      | 0,00 %       | NC         |           |           |           | 100,180        | 0        | 0        | 0               |
| BSG0632 9.70% IF10  | BIAT                         | TNFSFT39R800  | B22GF | 21     |          |          |                 | 100,760      | 0,00 %       | NC         |           |           |           | 100,760        | 0        | 0        | 0               |
| BSG0632T+3.45%IF10  | BIAT                         | TNHD4NKEWF69  | B22GV | 21     |          |          |                 | 100,000      | 0,00 %       | NC         |           |           |           | 100,000        | 0        | 0        | 0               |
| BHSB0425 7.85%P7-2  | BH BANK                      | TN0001901040  | B58BF | 21     |          |          |                 | 100,000      | 0,00 %       | NC         |           |           |           | 100,000        | 0        | 0        | 0               |
| BHSB0425T+2.1%P7-2  | BH BANK                      | TN0001901057  | B58BV | 21     |          |          |                 | 100,000      | 0,00 %       | NC         |           |           |           | 100,000        | 0        | 0        | 0               |
| BHS C0425 8% INF 7  | BH BANK                      | TN0001901065  | B58CF | 21     |          |          |                 | 100,000      | 0,00 %       | NC         |           |           |           | 100,000        | 0        | 0        | 0               |
| BH SC0326 10.3P7-2  | BH BANK                      | TN0001901115  | B59CF | 21     |          |          |                 | 100,000      | 0,00 %       | NC         |           |           |           | 100,000        | 0        | 0        | 0               |
| BH SC0326T+2.6P7-2  | BH BANK                      | TN0001901123  | B59CV | 21     |          |          |                 | 100,000      | 0,00 %       | NC         |           |           |           | 100,000        | 0        | 0        | 0               |
| BHSA1026T+2.55P5-1  | BH BANK                      | TNSH8NXC1WC4  | B521A | 21     |          |          |                 | 101,370      | 0,00 %       | NC         |           |           |           | 101,490        | 1        | 40       | 2 110           |
| BHSA1026T+2.7%INF5  | BH BANK                      | TNIHW049ARG5  | B521B | 21     |          |          |                 | 100,000      | 0,00 %       | NC         |           |           |           | 100,000        | 0        | 0        | 0               |
| BH SC1028 9.1%P7-2  | BH BANK                      | TN0PIDORGAE6  | B521C | 21     |          |          |                 | 99,400       | 0,00 %       | NC         |           |           |           | 99,240         | 1        | 246      | 20 200          |
| BHSD1028T+2.9%P7-2  | BH BANK                      | TNA4HARLU4U5  | B521D | 21     |          |          |                 | 100,000      | 0,00 %       | NC         |           |           |           | 100,000        | 0        | 0        | 0               |
| STB0528T+1.75%AP20  | STB                          | TN0002601003  | STB8C | 21     |          |          |                 | 100,000      | 0,00 %       | NC         |           |           |           | 100,000        | 0        | 0        | 0               |
| STB0533 T+2.0%AP25  | STB                          | TN0002601011  | STB8D | 21     |          |          |                 | 100,000      | 0,00 %       | NC         |           |           |           | 100,000        | 0        | 0        | 0               |
| STB SC1126 11%P7-2  | STB                          | TN0002601169  | S91CF | 21     |          |          |                 | 100,150      | 0,00 %       | NC         |           |           |           | 100,150        | 0        | 0        | 0               |
| STBSC1126T+2.8P7-2  | STB                          | TN0002601177  | S91CV | 21     |          |          |                 | 100,000      | 0,00 %       | NC         |           |           |           | 100,000        | 0        | 0        | 0               |
| STBSD1126 11,5%IF7  | STB                          | TN0002601185  | S891D | 21     |          |          |                 | 100,000      | 0,00 %       | NC         |           |           |           | 100,000        | 0        | 0        | 0               |
| STB SA0425 10.5%P5  | STB                          | TN0002601201  | S20AF | 21     |          |          |                 | 100,000      | 0,00 %       | NC         |           |           |           | 100,000        | 0        | 0        | 0               |
| STB SC0427 11%P7-2  | STB                          | TN0002601219  | S20CF | 21     |          |          |                 | 100,150      | 0,00 %       | NC         |           |           |           | 100,150        | 0        | 0        | 0               |
| STBSE0425 11,3%CU5  | STB                          | TN0002601227  | S820E | 21     |          |          |                 | 100,000      | 0,00 %       | NC         |           |           |           | 100,000        | 0        | 0        | 0               |
| STBSA0127 8.7% AP5  | STB                          | TNWQSOZM65V8  | S21AF | 21     |          |          |                 | 99,520       | 0,00 %       | NC         |           |           |           | 99,520         | 0        | 0        | 0               |
| STBSA0127T+2.3%AP5  | STB                          | TN8X3GL2YOR8  | S21AV | 21     |          |          |                 | 101,740      | 0,00 %       | NC         |           |           |           | 99,300         | 1        | 80       | 3 292           |
| STBSB0127 8.95%IF5  | STB                          | TNTGLIP3KDL6  | S21BF | 21     |          |          |                 | 100,000      | 0,00 %       | NC         |           |           |           | 100,000        | 0        | 0        | 0               |
| STBSB0127T+2.55IF5  | STB                          | TN4UMPL967X2  | S21BV | 21     |          |          |                 | 100,000      | 0,00 %       | NC         |           |           |           | 100,000        | 0        | 0        | 0               |
| STBSC0127 9.1% AP5  | STB                          | TNXFR5BNBPM9  | S21CF | 21     |          |          |                 | 100,000      | 0,00 %       | NC         |           |           |           | 100,000        | 0        | 0        | 0               |
| STBSC0127T+2.7%AP5  | STB                          | TN2MYCP047G7  | S21CV | 21     |          |          |                 | 100,000      | 0,00 %       | NC         |           |           |           | 100,000        | 0        | 0        | 0               |
| STBSD0127 9.35%IF5  | STB                          | TNL6Z2LXMEP5  | S21DF | 21     |          |          |                 | 100,000      | 0,00 %       | NC         |           |           |           | 100,000        | 0        | 0        | 0               |
| STBSE0127 8.7% AP5  | STB                          | TN0R77XCOAH0  | S21EF | 21     |          |          |                 | 100,000      | 0,00 %       | NC         |           |           |           | 100,000        | 0        | 0        | 0               |
| BNASB0825 8.5%P7-2  | BNA                          | TN0003100773  | BNSBF | 21     |          |          |                 | 100,000      | 0,00 %       | NC         |           |           |           | 100,000        | 0        | 0        | 0               |
| BNASB825T+2.25P7-2  | BNA                          | TN0003100781  | BNSBV | 21     |          |          |                 | 100,000      | 0,00 %       | NC         |           |           |           | 100,000        | 0        | 0        | 0               |
| AB0528 7.0%AP20     | AB                           | TN0003400330  | ABSB8 | 21     |          |          |                 | 100,000      | 0,00 %       | NC         |           |           |           | 100,000        | 0        | 0        | 0               |
| AB0825 T+0.85%AP15  | AB                           | TN0003400405  | AB825 | 21     |          |          |                 | 100,000      | 0,00 %       | NC         |           |           |           | 100,000        | 0        | 0        | 0               |
| AB SA0226 9% AP5PP  | AB                           | TN0003400652  | AB53A | 21     |          |          |                 | 98,500       | 0,00 %       | NC         |           |           |           | 98,500         | 0        | 0        | 0               |
| AB SB0226 9.2% AP5  | AB                           | TN0003400660  | AB53B | 21     |          |          |                 | 100,000      | 0,00 %       | NC         |           |           |           | 99,200         | 1        | 20 000   | 400 605         |
| ABSC0228 9.4%AP7-2  | AB                           | TN0003400678  | AB53C | 21     |          |          |                 | 100,000      | 0,00 %       | NC         |           |           |           | 100,000        | 0        | 0        | 0               |
| AB SA0428T+2.7P7-2  | AB                           | TN0003400686  | AB51A | 21     |          |          |                 | 100,000      | 0,00 %       | NC         |           |           |           | 100,000        | 0        | 0        | 0               |
| AB SB0431T+2.8AP10  | AB                           | TN0003400694  | AB51B | 21     |          |          |                 | 100,000      | 0,00 %       | NC         |           |           |           | 100,000        | 0        | 0        | 0               |
| ABSA1028 10.05%AP5  | AB                           | TNDE9EH7SA12  | AB3AF | 21     |          |          |                 | 100,000      | 0,00 %       | NC         |           |           |           | 100,000        | 2        | 11 500   | 945 221         |
| ABSA1028T+2.15%AP5  | AB                           | TNL8PGLUB9C93 | AB3AV | 21     |          |          |                 | 100,000      | 0,00 %       | NC         |           |           |           | 100,000        | 0        | 0        | 0               |
| ABSC1030 10.2%P7-2  | AB                           | TN5PTKYMCD13  | AB3CF | 21     |          |          |                 | 100,000      | 0,00 %       | NC         |           |           |           | 100,000        | 0        | 0        | 0               |
| ABSC1030T+2.3%P7-2  | AB                           | TNTMU1DJ45H4  | AB3CV | 21     |          |          |                 | 100,000      | 0,00 %       | NC         |           |           |           | 100,000        | 0        | 0        | 0               |
| ABSD1030 10.3% IF7  | AB                           | TN0GGA4FRX47  | AB3DF | 21     |          |          |                 | 100,000      | 0,00 %       | NC         |           |           |           | 100,000        | 0        | 0        | 0               |
| ABSD1030 T+2.4%IF7  | AB                           | TNR3ZRJWC984  | AB3DV | 21     |          |          |                 | 100,000      | 0,00 %       | NC         |           |           |           | 100,000        | 0        | 0        | 0               |
| ATB0527T+1.75%AP20  | ATB                          | TN0003600491  | ATB7C | 21     |          |          |                 | 100,000      | 0,00 %       | NC         |           |           |           | 100,000        | 0        | 0        | 0               |
| ATB0532T+2.0%AP25   | ATB                          | TN0003600509  | ATB7D | 21     |          |          |                 | 100,000      | 0,00 %       | NC         |           |           |           | 100,000        | 0        | 0        | 0               |
| ATB0529 5.9%P20-5   | ATB                          | TN0003600582  | ATB82 | 21     |          |          |                 | 100,000      | 0,00 %       | NC         |           |           |           | 100,000        | 0        | 0        | 0               |
| ATBSB0328T+2.1AP10  | ATB                          | TN0003600657  | ATB5B | 21     |          |          |                 | 100,000      | 0,00 %       | NC         |           |           |           | 100,000        | 0        | 0        | 0               |
| UIB0729 5.85%AP20   | UIB                          | TN0003900248  | UB91C | 21     |          |          |                 | 95,000       | 0,00 %       | NC         |           |           |           | 100,000        | 2        | 319      | 7 922           |
| UIB0831 6.3%P20     | UIB                          | TN0003900263  | U111B | 21     |          |          |                 | 90,200       | 0,00 %       | NC         |           |           |           | 90,330         | 3        | 273      | 8 950           |
| UIB0133 6.70% AP20  | UIB                          | TN0003900305  | UB21C | 21     |          |          |                 | 100,000      | 0,00 %       | NC         |           |           |           | 100,000        | 0        | 0        | 0               |
| BTK0230 5.85%P20    | BTK                          | TN0004620142  | BT9D  | 21     |          |          |                 | 100,000      | 0,00 %       | NC         |           |           |           | 100,000        | 0        | 0        | 0               |
| BTK0130 T+2.5% AP5  | BTK                          | TN3Z8BRRN997  | BTK24 | 21     |          |          |                 | 100,000      | 0,00 %       | NC         |           |           |           | 100,000        | 0        | 0        | 0               |
| WIBIC0626 10.75%P7  | WIFACK INTERNATIONAL BANK    | TN0007200199  | WB19C | 21     |          |          |                 | 98,000       | 0,00 %       | NC         |           |           |           | 98,000         | 0        | 0        | 0               |
| WIB ID 0626 11%P7   | WIFACK INTERNATIONAL BANK    | TN0007200207  | WB19D | 21     |          |          |                 | 95,000       | 0,00 %       | NC         |           |           |           | 95,000         | 0        | 0        | 0               |
| WIB A 0128 9.25%P5  | WIFACK INTERNATIONAL BANK    | TNR4CLXNS261  | WB22A | 21     |          |          |                 | 100,000      | 0,00 %       | NC         |           |           |           | 100,000        | 0        | 0        | 0               |
| WIBB0130 9.75%P7-2  | WIFACK INTERNATIONAL BANK    | TN6K3B3UUB12  | WB22B | 21     |          |          |                 | 100,000      | 0,00 %       | NC         |           |           |           | 100,000        | 0        | 0        | 0               |
| WCO133 10.25%P10-2  | WIFACK INTERNATIONAL BANK    | TNMC9HTIB5A4  | WB22C | 21     |          |          |                 | 100,000      | 0,00 %       | NC         |           |           |           | 100,000        | 0        | 0        | 0               |
| ABC B0725 8.4%P7-2  | ABC TUNISIE                  | TN0007780034  | ABC8F | 21     |          |          |                 | 100,000      | 0,00 %       | NC         |           |           |           | 100,000        | 0        | 0        | 0               |
| ABC B0725T+2.4P7-2  | ABC TUNISIE                  | TN0007780042  | ABC8V | 21     |          |          |                 | 100,000      | 0,00 %       | NC         |           |           |           | 100,000        | 0        | 0        | 0               |
| ABCC0725T+2.5 INF7  | ABC TUNISIE                  | TN0007780059  | ABCCV | 21     |          |          |                 | 100,000      | 0,00 %       | NC         |           |           |           | 100,000        | 0        | 0        | 0               |
| ABC A0625 11%AP5    | ABC TUNISIE                  | TN0007780067  | AC20A | 21     |          |          |                 | 100,000      | 0,00 %       | NC         |           |           |           | 99,930         | 1        | 330      | 7 077           |
| ABCB0627 11,5%P7-2  | ABC TUNISIE                  | TN0007780075  | AC20B | 21     |          |          |                 | 104,900      | 0,00 %       | NC         |           |           |           | 104,900        | 0        | 0        | 0               |
| TL B0525 8.2% P7-2  | TUNISIE LEASING ET FACTORING | TN0002102010  | T81BF | 21     |          |          |                 | 100,000      | 0,00 %       | NC         |           |           |           | 100,000        | 0        | 0        | 0               |
| TLFSB 0126 11%P7-2  | TUNISIE LEASING ET FACTORING | TN0002102085  | T85BF | 21     |          |          |                 | 100,600      | 0,00 %       | NC         |           |           |           | 100,600        | 0        | 0        | 0               |
| TLFSB 0126T+3%P7-2  | TUNISIE LEASING ET FACTORING | TN0002102093  | T85BV | 21     |          |          |                 | 100,000      | 0,00 %       | NC         |           |           |           | 100,000        | 0        | 0        | 0               |
| TL B0626 11,7%P7-2  | TUNISIE LEASING ET FACTORING | TN0002102127  | T91BF | 21     |          |          |                 | 102,630      | 0,00 %       | NC         |           |           |           | 102,630        | 0        | 0        | 0               |
| TLS 0525 11.6% AP5  | TUNISIE LEASING ET FACTORING | TN0002102135  | T201F | 21     |          |          |                 | 101,500      | 0,00 %       | NC         |           |           |           | 101,500        | 0        | 0        | 0               |
| TLS S0126 10,25%P5  | TUNISIE LEASING ET FACTORING | TN0002102143  | T205F | 21     |          |          |                 | 100,000      | 0,00 %       | NC         |           |           |           | 10             |          |          |                 |

3 338 065

Capitaux traités sur l'année en TND

Cotation électronique

| Echanges | Quantité | Capitaux en TND |
|----------|----------|-----------------|
| 1 060    | 652 552  | 1 522 096       |

Répartition par catégorie de donneurs d'ordres

| Achat         | Echanges     | Quantité       | Capitaux en TND  | Capitaux en %  |
|---------------|--------------|----------------|------------------|----------------|
| T. Libre      | 995          | 616 661        | 1 438 736        | 94,52%         |
| T. Géré       | 64           | 34 891         | 81 200           | 5,33%          |
| Etranger Géré | 1            | 1 000          | 2 160            | 0,14%          |
| <b>Total</b>  | <b>1 060</b> | <b>652 552</b> | <b>1 522 096</b> | <b>100,00%</b> |

| Vente        | Echanges     | Quantité       | Capitaux en TND  | Capitaux en %  |
|--------------|--------------|----------------|------------------|----------------|
| T. Libre     | 905          | 571 738        | 1 332 036        | 87,51%         |
| T. Géré      | 155          | 80 814         | 190 060          | 12,49%         |
| <b>Total</b> | <b>1 060</b> | <b>652 552</b> | <b>1 522 096</b> | <b>100,00%</b> |

Cotation sur Panneaux : Les enchères

| Echanges | Quantité | Capitaux en TND |
|----------|----------|-----------------|
| 71       | 173 790  | 1 815 969       |

Répartition par catégorie de donneurs d'ordres

| Achat        | Echanges  | Quantité       | Capitaux en TND  | Capitaux en %  |
|--------------|-----------|----------------|------------------|----------------|
| T.Géré       | 20        | 139 574        | 924 698          | 50,92%         |
| T.Libre      | 51        | 34 216         | 891 271          | 49,08%         |
| <b>Total</b> | <b>71</b> | <b>173 790</b> | <b>1 815 969</b> | <b>100,00%</b> |

| Vente        | Echanges  | Quantité       | Capitaux en TND  | Capitaux en %  |
|--------------|-----------|----------------|------------------|----------------|
| T.Géré       | 21        | 140 469        | 1 104 861        | 60,84%         |
| T.Libre      | 50        | 33 321         | 711 108          | 39,16%         |
| <b>Total</b> | <b>71</b> | <b>173 790</b> | <b>1 815 969</b> | <b>100,00%</b> |

Le Marché Hors Cote : Activité par valeur sur le système de cotation électronique

| Séance du jour    |              |       |        |           |              |                 |         |              |            |             |       | Année 2025 |           |                  |              |                |                  |
|-------------------|--------------|-------|--------|-----------|--------------|-----------------|---------|--------------|------------|-------------|-------|------------|-----------|------------------|--------------|----------------|------------------|
| Valeur            | Code ISIN    | MNEMO | Groupe | Echanges  | Quantité     | Capitaux en TND | Clôture | Var. du Jour | Indicateur | VWAP Veille | VWAP  | Var. VWAP  | Ouverture | Rendement annuel | Echanges     | Quantité       | Capitaux en TND  |
| SITEX             | TN0004300307 | SITEX | 13     |           |              |                 | 3,850   | 0,00 %       | NC         |             |       |            | 3,350     | 14,93 %          | 5            | 957            | 3 694            |
| STE TUN. DU SUCRE | TN0006170013 | STS   | 13     |           |              |                 | 9,850   | -2,96 %      | B          |             |       |            | 11,620    | -15,23 %         | 10           | 252            | 2 837            |
| BNA ASSURANCES    | TN0007680010 | AMI   | 13     | 11        | 6 091        | 14 436          | 2,370   | 0,00 %       |            | 2,370       | 2,370 | 0,00 %     | 2,450     | -3,27 %          | 1 045        | 651 343        | 1 515 565        |
| <b>Total</b>      |              |       |        | <b>11</b> | <b>6 091</b> | <b>14 436</b>   |         |              |            |             |       |            |           |                  | <b>1 060</b> | <b>652 552</b> | <b>1 522 096</b> |

Lignes secondaires

| Séance du jour        |              |       |        |          |          |                 |               |            |    | Année 2025 |          |                 |
|-----------------------|--------------|-------|--------|----------|----------|-----------------|---------------|------------|----|------------|----------|-----------------|
| Emetteur / Valeur     | Code ISIN    | MNEMO | Groupe | Echanges | Quantité | Capitaux en TND | Dernier cours | Indicateur |    | Echanges   | Quantité | Capitaux en TND |
| <b>BNA ASSURANCES</b> |              |       |        |          |          |                 |               |            |    |            |          |                 |
| AMI DA 1/4 110817     | TN0007680044 | AMI17 | 33     |          |          |                 |               |            | NC |            | 0        | 0               |
| AMI DA27/35 241120    | TN0007680051 | AMI20 | 33     |          |          |                 |               |            | NC |            | 0        | 0               |
| <b>Total</b>          |              |       |        | <b>0</b> | <b>0</b> | <b>0</b>        |               |            |    | <b>0</b>   | <b>0</b> | <b>0</b>        |