

Sommaire

Page

-Indicateurs de la séance & Activité des marchés

2

-Palmarès de la Séance

3

-Activité des marchés sur l'année

4

-Le Marché Principal

5

· Activité sur l'année par compartiment et par groupe de cotation

5

· Activité détaillée par valeur

6

· Répartition du volume des transactions sur l'année par catégorie de donneurs d'ordres

8

-Le Marché Obligataire

10

-Le Marché Hors-cote

13

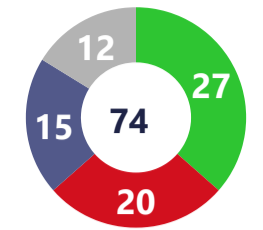
| Capitaux traités en TND | | |
|--------------------------|--------------------------|----------|
| Séance du jour | Cumul annuel 2025 | |
| 448 746 216 | 1 065 087 830 | 144,46 % |
| Total | Total | |
| 7 646 885 | 386 442 889 | 58,24 % |
| Cote : Titres de Capital | Cote : Titres de Capital | |
| 2 350 053 | 64 637 615 | 85,32 % |
| Cote : Titres de créance | Cote : Titres de créance | |
| 24 814 | 3 323 629 | 157,26 % |
| Hors Cote | Hors Cote | |
| 438 724 464 | 610 344 687 | 292,98 % |
| Enregistrements | Enregistrements | |
| 0 | 339 010 | 216,53K% |
| Déclarations | Déclarations | |

| Quantités traitées | | |
|-------------------------|-------------------------|------------|
| Séance du jour | Cumul annuel 2025 | |
| 2 168 447 | 60 436 368 | 88,33 % |
| Total | Total | |
| 1 046 071 | 45 934 725 | 83,86 % |
| Cote: Titres de capital | Cote: Titres de capital | |
| 25 000 | 1 528 045 | 139,67 % |
| Cote: Titres de Créance | Cote: Titres de créance | |
| 10 470 | 820 251 | 274,49 % |
| Hors Cote | Hors cote | |
| 1 086 906 | 12 152 578 | 94,44 % |
| Enregistrements | Enregistrements | |
| 0 | 769 | 15280,00 % |
| Déclarations | Déclarations | |

| Nombre de Transactions | | |
|--------------------------|--------------------------|----------|
| Séance du jour | Cumul annuel 2025 | |
| 1 713 | 115 534 | 68,78 % |
| Total | Total | |
| 1 680 | 113 895 | 70,66 % |
| Cote: Titres de capital | Cote: Titres de capital | |
| 4 | 220 | -77,89 % |
| Cote : Titres de créance | Cote : Titres de créance | |
| 16 | 1 120 | 183,54 % |
| Hors cote | Hors cote | |
| 13 | 297 | -8,05 % |
| Enregistrements | Enregistrements | |
| 0 | 2 | 100,00 % |
| Déclarations | Déclarations | |

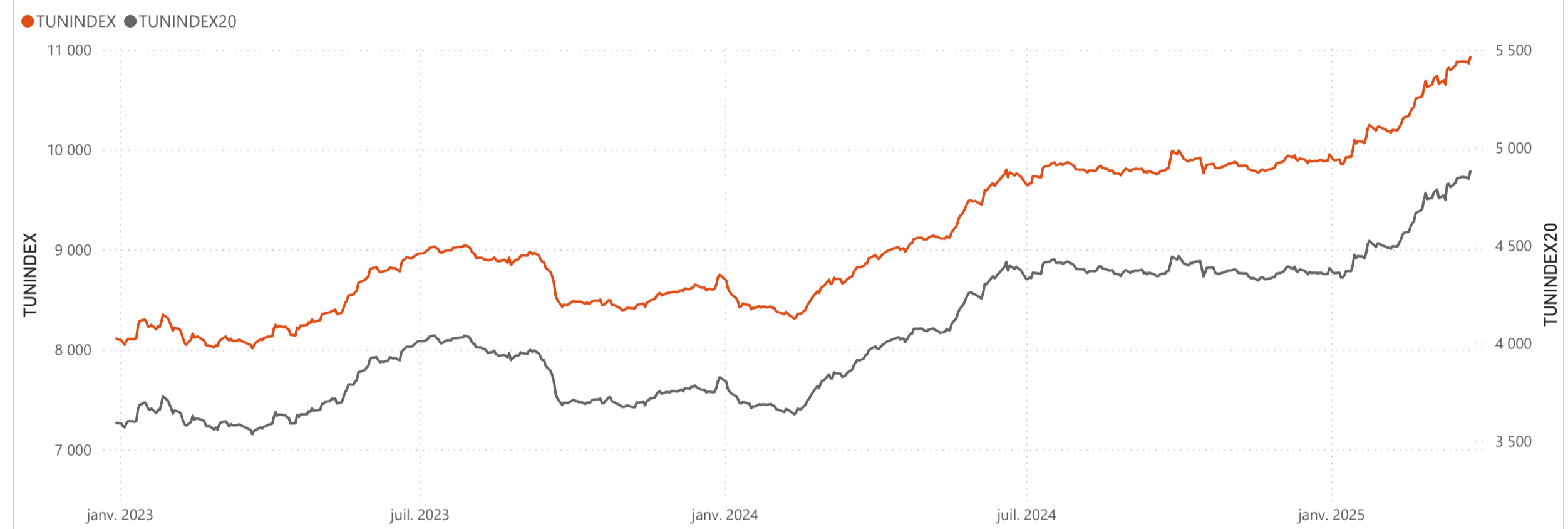
| Cap. Boursière en MD | |
|----------------------|---------------|
| 29 064 | |
| 0,54 % | 9,81 % |
| Var. Jour | Var. annuelle |

| Marchés | Echanges Bloc | Quantité Bloc | Capitaux Bloc | Echanges | Quantité | Capitaux en TND |
|------------------|---------------|---------------|---------------|----------|-----------|-----------------|
| Marché Principal | 0 | 0 | 0 | 1 680 | 1 046 071 | 7 646 885 |

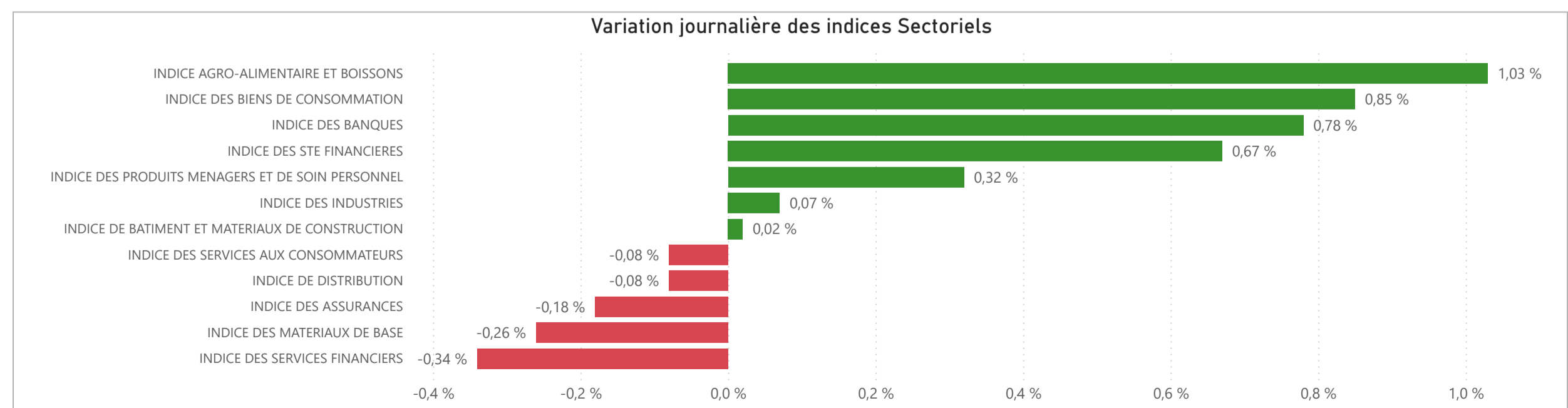


● Hausse ● Baisse ● Inchangé ● NC ● Suspendu

| TUNINDEX | 0,59 % | 9,79 % | Plus haut de l'année | Plus bas de l'année | TUNINDEX20 | 0,79 % | 11,29 % | Plus haut de l'année | Plus bas de l'année |
|-----------|--------------|------------|----------------------|---------------------|------------|--------------|------------|----------------------|---------------------|
| 10 927,74 | Var. du Jour | Var. année | 10 927,74 | 9 852,65 | 4 878,78 | Var. du Jour | Var. année | 4 878,78 | 4 334,94 |
| | | | 26/03/2025 | 08/01/2025 | | | | 26/03/2025 | 08/01/2025 |



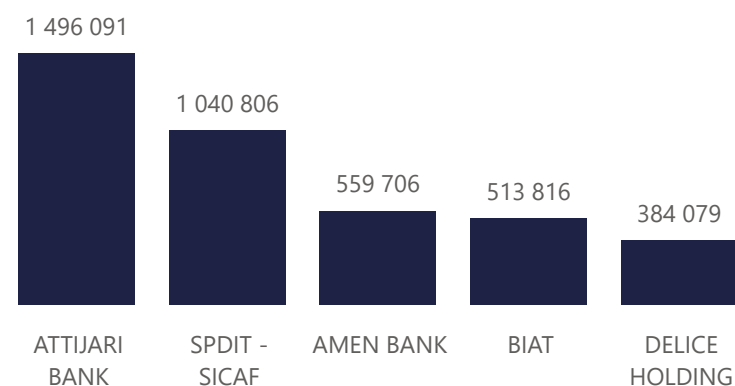
| INDICES SECTORIELS | Indice du Jour | Indice Veille | Var. du Jour | Var. sur l'année | Poids dans TUNINDEX | Plus haut de l'année | Plus bas de l'année |
|---|----------------|---------------|--------------|------------------|---------------------|----------------------|---------------------|
| INDICE DES STE FINANCIERES | 8 256,65 | 8 201,62 | 0,67 % | 10,48 % | 60,65 % | 26/03/2025 | 09/01/2025 |
| INDICE DES BANQUES | 7 699,25 | 7 639,53 | 0,78 % | 11,10 % | 54,24 % | 26/03/2025 | 09/01/2025 |
| INDICE DES ASSURANCES | 15 767,45 | 15 795,49 | -0,18 % | 3,65 % | 3,23 % | 17/03/2025 | 19/02/2025 |
| INDICE DES SERVICES FINANCIERS | 13 425,15 | 13 470,70 | -0,34 % | 7,34 % | 3,18 % | 06/03/2025 | 03/01/2025 |
| INDICE DES SERVICES AUX CONSOMMATEURS | 3 449,37 | 3 451,99 | -0,08 % | 10,27 % | 3,34 % | 13/03/2025 | 06/01/2025 |
| INDICE DE DISTRIBUTION | 5 434,47 | 5 438,59 | -0,08 % | 10,27 % | 3,34 % | 13/03/2025 | 06/01/2025 |
| INDICE DES BIENS DE CONSOMMATION | 9 124,51 | 9 047,36 | 0,85 % | 12,83 % | 21,82 % | 26/03/2025 | 07/01/2025 |
| INDICE AGRO-ALIMENTAIRE ET BOISSONS | 11 036,43 | 10 923,87 | 1,03 % | 11,91 % | 16,38 % | 26/03/2025 | 07/01/2025 |
| INDICE DES PRODUITS MENAGERS ET DE SOIN PERSONNEL | 3 071,39 | 3 061,54 | 0,32 % | 15,71 % | 5,44 % | 21/03/2025 | 04/02/2025 |
| INDICE DES INDUSTRIES | 1 828,45 | 1 827,23 | 0,07 % | -0,48 % | 10,24 % | 14/02/2025 | 08/01/2025 |
| INDICE DE BATIMENT ET MATERIAUX DE CONSTRUCTION | 792,71 | 792,53 | 0,02 % | -2,18 % | 4,03 % | 14/01/2025 | 19/03/2025 |
| INDICE DES MATERIAUX DE BASE | 5 859,27 | 5 874,48 | -0,26 % | 14,75 % | 2,56 % | 19/03/2025 | 03/01/2025 |



Valeurs les plus actives

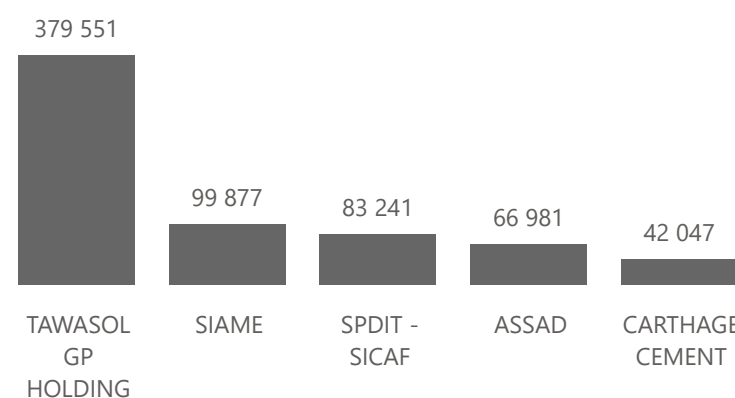
| Valeur | Compartiment | Groupe | Capitaux en TND |
|----------------|--------------|--------|-----------------|
| ATTIJARI BANK | A | 11 | 1 496 091 |
| SPDIT - SICAF | A | 11 | 1 040 806 |
| AMEN BANK | A | 11 | 559 706 |
| BIAT | A | 11 | 513 816 |
| DELICE HOLDING | A | 11 | 384 079 |

Capitaux en TND



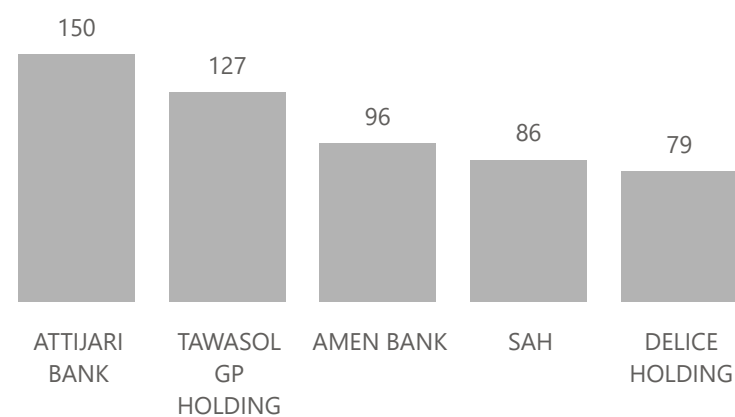
| Valeur | Compartiment | Groupe | Quantité |
|--------------------|--------------|--------|----------|
| TAWASOL GP HOLDING | S | 99 | 379 551 |
| SIAME | B | 11 | 99 877 |
| SPDIT - SICAF | A | 11 | 83 241 |
| ASSAD | S | 99 | 66 981 |
| CARTHAGE CEMENT | A | 11 | 42 047 |

Quantité



| Valeur | Compartiment | Groupe | Echanges |
|--------------------|--------------|--------|----------|
| ATTIJARI BANK | A | 11 | 150 |
| TAWASOL GP HOLDING | S | 99 | 127 |
| AMEN BANK | A | 11 | 96 |
| SAH | A | 11 | 86 |
| DELICE HOLDING | A | 11 | 79 |

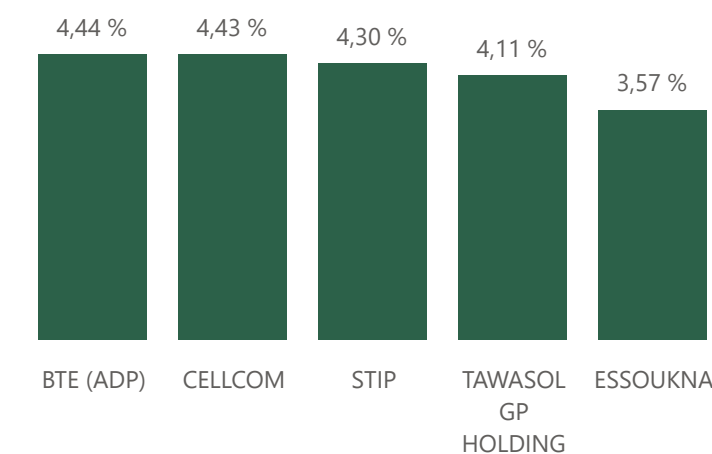
Echanges



Principaux écarts

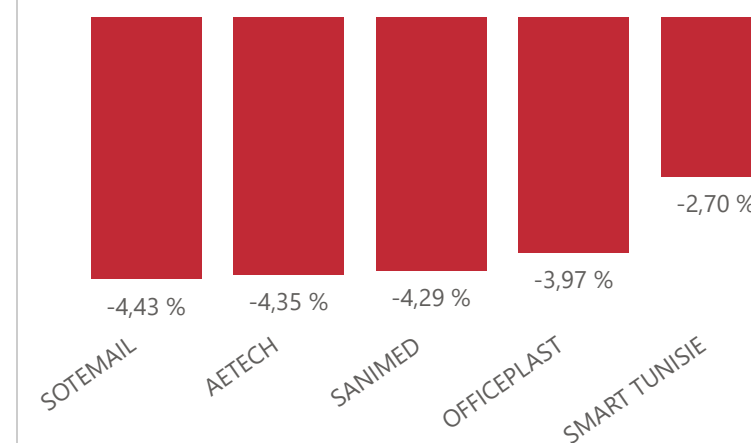
| Valeur | Groupe | Cours de Clôture | Var. du Jour |
|--------------------|--------|------------------|--------------|
| BTE (ADP) | 12 | 5,180 | 4,44 % |
| CELLCOM | 12 | 2,120 | 4,43 % |
| STIP | 99 | 2,670 | 4,30 % |
| TAWASOL GP HOLDING | 99 | 0,760 | 4,11 % |
| ESSOUKNA | 12 | 1,740 | 3,57 % |

Top 5 hausses



| Valeur | Groupe | Cours de Clôture | Var. du Jour |
|---------------|--------|------------------|--------------|
| SOTEMAIL | 99 | 2,590 | -4,43 % |
| AETECH | 99 | 0,220 | -4,35 % |
| SANIMED | 12 | 0,670 | -4,29 % |
| OFFICEPLAST | 12 | 1,450 | -3,97 % |
| SMART TUNISIE | 11 | 13,330 | -2,70 % |

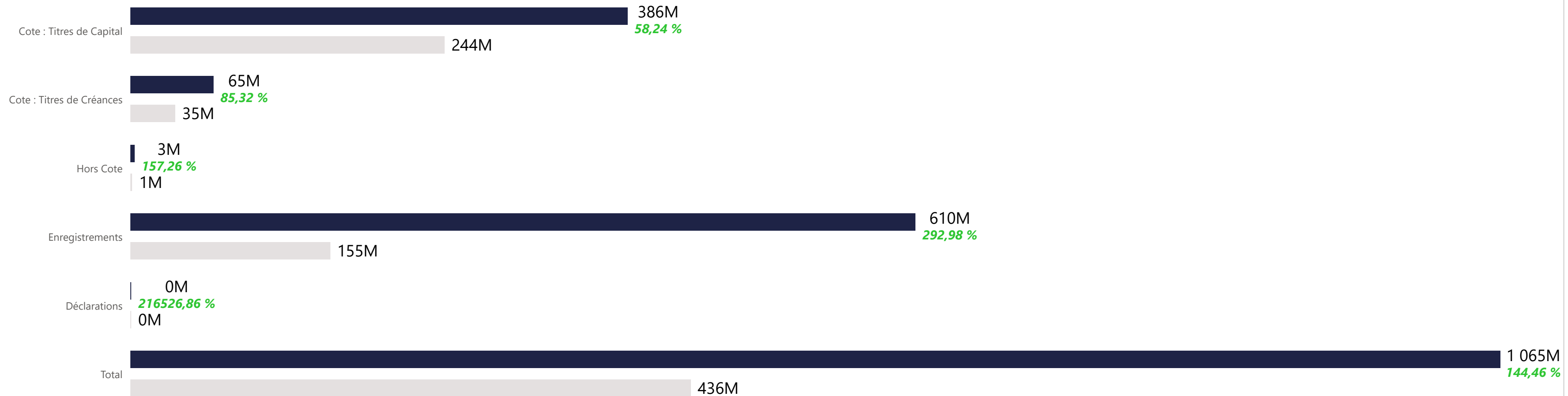
Top 5 baisses



| Marchés | Echanges cumulés 2025 | Echanges cumulés 2024 | Variation | Quantité cumulée 2025 | Quantité cumulée 2024 | Variation | Capitaux cumulés 2025 en TND | Capitaux cumulés 2024 en TND | Variation |
|---------------------------|-----------------------|-----------------------|-----------|-----------------------|-----------------------|------------|------------------------------|------------------------------|-------------|
| Cote : Titres de Capital | 113 895 | 66 739 | 70,66 % | 45 934 725 | 24 984 211 | 83,86 % | 386 442 889 | 244 210 795 | 58,24 % |
| Cote : Titres de Créances | 220 | 995 | -77,89 % | 1 528 045 | 637 561 | 139,67 % | 64 637 615 | 34 878 313 | 85,32 % |
| Hors Cote | 1 120 | 395 | 183,54 % | 820 251 | 219 031 | 274,49 % | 3 323 629 | 1 291 943 | 157,26 % |
| Enregistrements | 297 | 323 | -8,05 % | 12 152 578 | 6 249 927 | 94,44 % | 610 344 687 | 155 311 370 | 292,98 % |
| Déclarations | 2 | 1 | 100,00 % | 769 | 5 | 15280,00 % | 339 010 | 156 | 216526,86 % |
| Total | 115 534 | 68 453 | 68,78 % | 60 436 368 | 32 090 735 | 88,33 % | 1 065 087 830 | 435 692 577 | 144,46 % |

Evolution des capitaux traités en TND 2025/2024

● Capitaux 2025 ● Capitaux 2024



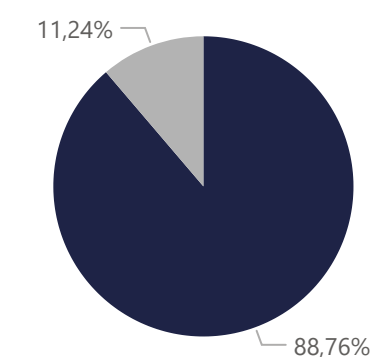
386 442 889

Capitaux traités en TND

| Marché | Echanges | Quantité | Capitaux en TND |
|--------------------------|----------|------------|-----------------|
| Cote : Titres de Capital | 113 895 | 45 934 725 | 386 442 889 |

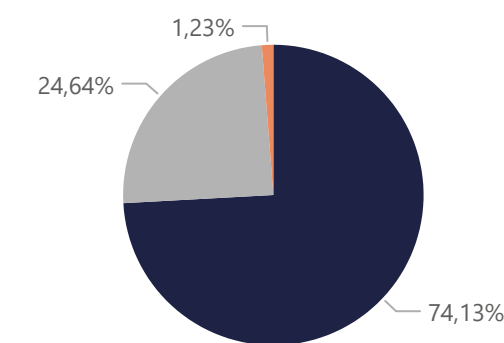
Répartition du volume entre Carnet d'ordres central et Marché de blocs

| Marché | Echanges | Quantité | Capitaux en TND | Capitaux en % |
|-------------------------|----------------|-------------------|--------------------|----------------|
| Carnet d'ordres Central | 113 883 | 42 081 815 | 343 003 409 | 88,76% |
| Marché de Blocs | 12 | 3 852 910 | 43 439 480 | 11,24% |
| Total | 113 895 | 45 934 725 | 386 442 889 | 100,00% |



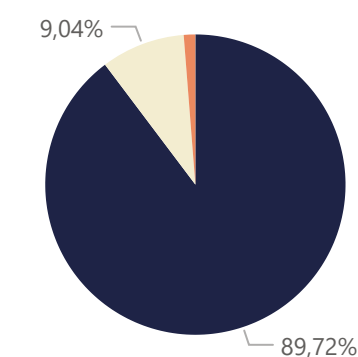
Répartition du volume par Compartiment

| Compartiment | Echanges | Quantité | Capitaux en TND | Capitaux en % |
|--------------|----------------|-------------------|--------------------|----------------|
| A | 71 466 | 28 875 000 | 286 481 314 | 74,13% |
| B | 37 227 | 10 634 801 | 95 209 232 | 24,64% |
| S | 5 202 | 6 424 924 | 4 752 343 | 1,23% |
| Total | 113 895 | 45 934 725 | 386 442 889 | 100,00% |



Répartition du volume par Groupe de cotation

| Groupe de cotation | Echanges | Quantité | Capitaux en TND | Capitaux en % |
|--------------------|----------------|-------------------|--------------------|----------------|
| 11 | 100 907 | 35 722 841 | 346 724 076 | 89,72% |
| 12 | 4 596 | 3 763 302 | 34 920 091 | 9,04% |
| 99 | 5 130 | 6 424 324 | 4 752 321 | 1,23% |
| 32 | 3 262 | 24 258 | 46 401 | 0,01% |
| Total | 113 895 | 45 934 725 | 386 442 889 | 100,00% |

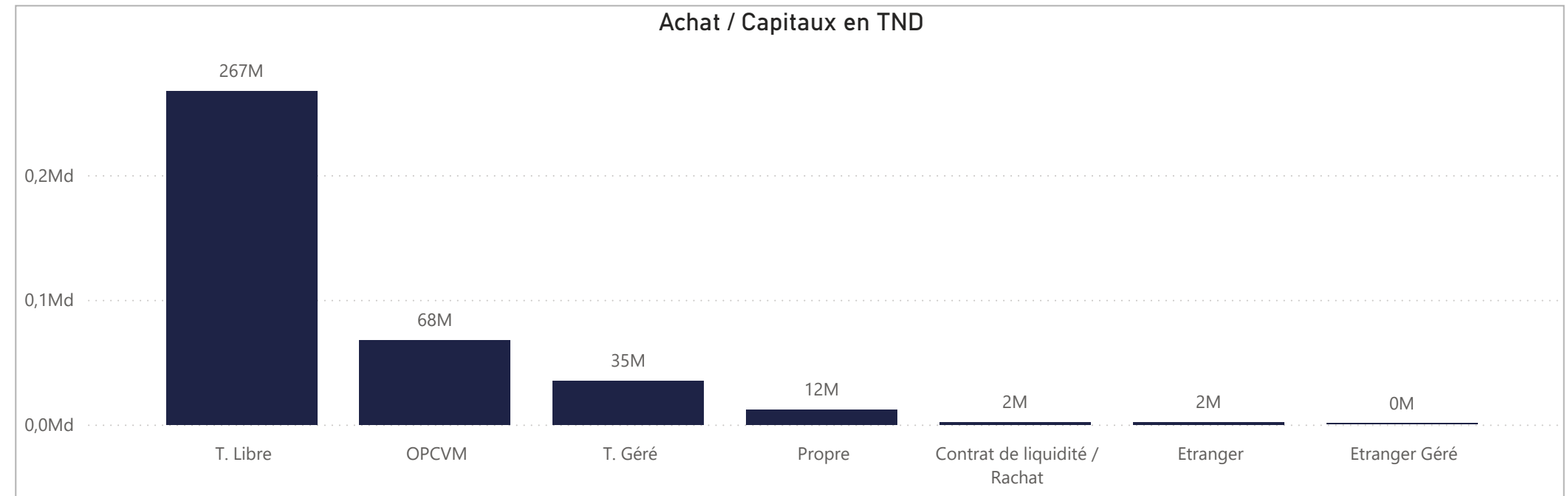


| Séance du jour | | | | | | | | | | | | | | | | | | | | Année 2025 | | | | | | | | |
|---|--------------|-------|--------------|--------|------------------|--------------------|----------------------|----------------|---------------|---------------|----------------------|------------|----------------|------------------|---------|--------------|------------|-------------|---------|------------|-----------|------------------|------------------|-------------------|----------------------|------------------|--------------------|-----------------|
| SECTEUR/VALEUR | Code ISIN | MNEMO | Compartiment | Groupe | Mode de Cotation | Titres Admis | Cap. Boursière en MD | Cap. B En % | Echanges Bloc | Quantité Bloc | Capitaux Bloc en TND | Echanges | Quantité | Capitaux en TND | Clôture | Var. du Jour | Indicateur | VWAP Veille | VWAP | Var. VWAP | Ouverture | Rendement annuel | Echanges Bloc | Quantité Bloc | Capitaux Bloc en TND | Echanges | Quantité | Capitaux en TND |
| BANQUES | | | | | | 838 256 529 | 13 230,87 | 45,52 % | 0 | 0 | 0 | 377 | 80 612 | 2 786 054 | | | | | | | | 0 | 0 | 0 | 23 364 | 9 325 769 | 117 416 353 | |
| BIAT | TN0001800457 | BIAT | A | 11 | Continu | 40 800 000 | 4 025,33 | 13,85 % | | | | 38 | 5 215 | 513 816 | 98,660 | -0,24 % | | 98,494 | 98,527 | 0,03 % | 93,830 | 5,15 % | | 2 779 | 176 010 | 17 220 588 | | |
| ATTIJARI BANK | TN0001600154 | TJARI | A | 11 | Continu | 42 000 000 | 3 095,40 | 10,65 % | | | | 150 | 20 546 | 1 496 091 | 73,700 | 2,42 % | | 70,936 | 72,817 | 2,65 % | 51,500 | 43,11 % | | 4 963 | 445 062 | 28 625 084 | | |
| AMEN BANK | TN0003400058 | AB | A | 11 | Continu | 34 920 000 | 1 385,97 | 4,77 % | | | | 96 | 14 160 | 559 706 | 39,690 | 1,02 % | | 39,288 | 39,527 | 0,61 % | 36,900 | 7,56 % | | 4 201 | 908 100 | 33 817 680 | | |
| BT | TN0002200053 | BT | A | 11 | Continu | 270 000 000 | 1 385,10 | 4,77 % | | | | 34 | 9 294 | 47 382 | 5,130 | 0,59 % | | 5,068 | 5,098 | 0,59 % | 5,190 | -1,16 % | | 1 816 | 1 575 361 | 7 935 474 | | |
| UIB | TN0003900107 | UIB | A | 11 | Continu | 32 560 000 | 736,18 | 2,53 % | | | | 2 | 540 | 12 209 | 22,610 | 0,00 % | | 22,610 | 22,610 | 0,00 % | 22,300 | 1,39 % | | 463 | 110 368 | 2 484 890 | | |
| BH BANK | TN0001900604 | BH | A | 11 | Continu | 47 600 000 | 611,66 | 2,10 % | | | | 2 | 161 | 2 061 | 12,850 | -0,77 % | | 12,803 | 12,800 | -0,02 % | 12,700 | 1,18 % | | 558 | 127 012 | 1 645 082 | | |
| BNA | TN0003100609 | BNA | A | 11 | Continu | 64 000 000 | 560,00 | 1,93 % | | | | 21 | 10 551 | 91 625 | 8,750 | 0,57 % | | 8,718 | 8,684 | -0,39 % | 8,180 | 6,97 % | | 2 736 | 1 402 957 | 11 843 897 | | |
| STB | TN0002600955 | STB | A | 11 | Continu | 155 375 000 | 463,02 | 1,59 % | | | | 16 | 9 402 | 27 960 | 2,980 | 1,02 % | | 2,975 | 2,974 | -0,03 % | 3 338 | 0,34 % | | 3 338 | 2 638 145 | 7 296 570 | | |
| UBCI | TN0002400505 | UBCI | A | 12 | Fixing | 20 001 529 | 404,03 | 1,39 % | | | | | | | 20,200 | 0,00 % | NC | | | | 21,500 | -6,05 % | | 88 | 31 952 | 651 582 | | |
| ATB | TN0003600350 | ATB | A | 11 | Continu | 100 000 000 | 304,00 | 1,05 % | | | | 8 | 9 832 | 29 786 | 3,040 | -1,30 % | | 3,021 | 3,029 | 0,26 % | 2,800 | 8,57 % | | 1 893 | 1 821 649 | 5 311 593 | | |
| WIFACK INT BANK | TN0007200017 | WIFAK | A | 11 | Continu | 30 000 000 | 255,00 | 0,88 % | | | | 2 | 218 | 1 851 | 8,500 | 0,00 % | | | | | 9,000 | -5,56 % | | 239 | 50 076 | 431 288 | | |
| BTE (ADP) | TN0001300557 | BTE | B | 12 | Fixing | 1 000 000 | 5,18 | 0,02 % | | | | 8 | 693 | 3 567 | 5,180 | 4,44 % | | | | | 3,350 | 54,63 % | | 290 | 39 777 | 152 626 | | |
| AGRO ALIMENTAIRE ET BOISSONS | | | | | | 516 820 147 | 6 483,19 | 22,31 % | 0 | 0 | 0 | 162 | 55 800 | 802 816 | | | | | | | | 2 | 140 000 | 3 020 500 | 11 512 | 3 459 773 | 44 923 041 | |
| SFBT | TN0001100254 | SFBT | A | 11 | Continu | 268 125 000 | 3 174,60 | 10,92 % | | | | 33 | 10 302 | 121 118 | 11,840 | 0,85 % | | 11,775 | 11,757 | -0,15 % | 11,600 | 2,07 % | | 4 414 | 1 316 025 | 15 515 308 | | |
| POULINA GP HOLDING | TN0005700018 | PGH | A | 11 | Continu | 180 003 600 | 1 960,24 | 6,74 % | | | | 45 | 27 002 | 290 599 | 10,890 | 1,78 % | | 10,654 | 10,762 | 1,01 % | 8,680 | 25,46 % | | 2 911 | 1 085 539 | 10 244 406 | | |
| DELICE HOLDING | TN0007670011 | DH | A | 11 | Continu | 54 907 262 | 1 192,59 | 4,10 % | | | | 79 | 17 865 | 384 079 | 21,720 | 1,02 % | | 21,515 | 21,499 | -0,07 % | 16,090 | 34,99 % | 2 | 140 000 | 3 020 500 | 3 317 | 875 364 | 17 194 672 |
| LAND OR | TN0007510019 | LNDOR | B | 11 | Continu | 13 784 285 | 155,76 | 0,54 % | | | | 5 | 631 | 7 021 | 11,300 | 0,09 % | | 11,289 | 11,127 | -1,44 % | 10,350 | 9,18 % | | 870 | 182 835 | 1 968 655 | | |
| DISTRIBUTION | | | | | | 194 111 628 | 1 509,38 | 5,19 % | 0 | 0 | 0 | 82 | 24 638 | 154 442 | | | | | | | | 4 | 2 372 088 | 17 268 808 | 10 506 | 5 378 495 | 40 972 006 | |
| ARTES | TN0007300015 | ARTES | A | 11 | Continu | 38 250 000 | 393,98 | 1,36 % | | | | 13 | 4 154 | 42 754 | 10,300 | 0,49 % | | 10,250 | 10,292 | 0,41 % | 8,200 | 25,61 % | | 2 452 | 939 576 | 9 491 106 | | |
| ENNAKL AUTOMOBILES | TN0007410012 | NAKL | A | 11 | Continu | 30 000 000 | 346,50 | 1,19 % | | | | 2 | 32 | 368 | 11,550 | -0,43 % | | | | | 10,610 | 8,86 % | 1 | 117 088 | 1 461 258 | 405 | 159 405 | 1 930 567 |
| CITY CARS | TN0007550015 | CITY | A | 11 | Continu | 18 000 000 | 284,40 | 0,98 % | | | | 5 | 126 | 1 990 | 15,800 | 1,41 % | | 15,545 | 15,790 | 1,58 % | 12,700 | 24,41 % | | 1 098 | 176 156 | 2 518 606 | | |
| SMART TUNISIE | TNQPQXRODTH8 | SMART | B | 11 | Continu | 10 123 443 | 134,95 | 0,46 % | | | | 36 | 6 088 | 81 332 | 13,330 | -2,70 % | | 13,672 | 13,359 | -2,29 % | 13,650 | -2,34 % | | 1 872 | 289 149 | 3 856 833 | | |
| MAGASIN GENERAL | TN0006440010 | MAG | B | 12 | Fixing | 15 777 070 | 106,97 | 0,37 % | | | | | | | 6,780 | 0,00 % | NC | | | | 6,990 | -3,00 % | 3 | 2 255 000 | 15 807 550 | 99 | 2 260 094 | 15 843 456 |
| MONOPRIX | TN0001000108 | MNP | B | 12 | Fixing | 25 345 736 | 88,20 | 0,30 % | | | | | | | 3,480 | 0,00 % | NC | | | | 3,550 | -1,97 % | | 210 | 48 836 | 171 123 | | |
| SOTUMAG | TN0006580013 | MGR | B | 11 | Continu | 13 200 000 | 80,78 | 0,28 % | | | | 6 | 970 | 5 936 | 6,120 | 0,00 % | | 6,148 | 6,120 | -0,46 % | 6,250 | -2,08 % | | 826 | 270 301 | 1 694 859 | | |
| STA | TNNGTFLC2986 | STA | B | 11 | Continu | 2 000 000 | 45,30 | 0,16 % | | | | | | | 22,650 | 0,00 % | NC | 22,547 | | | 21,000 | 7,86 % | | 2 140 | 205 064 | 4 470 083 | | |
| UADH | TN0007690019 | UADH | S | 99 | Fixing | 36 953 847 | 18,85 | 0,06 % | | | | 10 | 3 768 | 1 922 | 0,510 | 0,00 % | | 0,510 | 0,510 | 0,00 % | 0,540 | -5,56 % | | 667 | 725 732 | 341 210 | | |
| CELLCOM | TN0007590011 | CELL | B | 12 | Fixing | 4 461 532 | 9,46 | 0,03 % | | | | 10 | 9 500 | 20 140 | 2,120 | 4,43 % | | 1,950 | 2,120 | 8,72 % | 2,340 | -9,40 % | | 737 | 304 182 | 654 163 | | |
| ASSURANCE | | | | | | 60 467 693 | 1 402,73 | 4,83 % | 0 | 0 | 0 | 78 | 32 829 | 429 858 | | | | | | | | 3 | 51 822 | 5 112 092 | 1 949 | 455 254 | 12 394 612 | |
| STAR | TN0006060016 | STAR | A | 12 | Fixing | 2 307 693 | 468,23 | 1,61 % | | | | 25 | 1 031 | 209 190 | 202,900 | -0,05 % | | 203,000 | 202,900 | -0,05 % | 178,000 | 13,99 % | 2 | 17 736 | 3 595 265 | 469 | 41 743 | 8 177 622 |
| ASTREE | TN0003000452 | AST | A | 12 | Fixing | 6 000 000 | 276,00 | 0,95 % | | | | 4 | 320 | 14 720 | 46,000 | 0,00 % | | 46,000 | 46,000 | 0,00 % | 46,000 | 0,00 % | 1 | 34 086 | 1 516 827 | 53 | 36 358 | 1 619 487 |
| ASSUR MAGHREBIA | TN0007830011 | ASSMA | A | 12 | Fixing | 4 500 000 | 225,00 | 0,77 % | | | | 10 | 564 | 28 200 | 50,000 | -1,96 % | | 51,000 | 50,000 | -1,96 % | 51,480 | -2,87 % | | 345 | 7 042 | 355 746 | | |
| TUNIS RE | TN0007380017 | TRE | B | 11 | Continu | 20 000 000 | 157,00 | 0,54 % | | | | 1 | 1 | 8 | 7,850 | 0,51 % | | 7,810 | 7,850 | 0,51 % | 8,200 | -4,27 % | | 220 | 31 558 | 246 082 | | |
| ASSU MAGHREBIA VIE | TNDKJ8068X14 | AMV | B | 11 | Continu | 25 000 000 | 143,50 | 0,49 % | | | | 38 | 30 913 | 177 740 | 5,740 | -0,17 % | | 5,756 | 5,750 | -0,10 % | 6,150 | -6,67 % | | 856 | 338 463 | 1 991 158 | | |
| BH ASSURANCE | TN0006550016 | BHASS | B | 12 | Fixing | 2 660 000 | 133,00 | 0,46 % | | | | | | | 50,000 | 0,00 % | NC | | | | 49,000 | 2,04 % | | 6 | 90 | 4 517 | | |
| BIENS ET SERVICES INDUSTRIELS | | | | | | 135 098 475 | 1 336,97 | 4,60 % | 0 | 0 | 0 | 107 | 141 646 | 765 218 | | | | | | | | 3 | 1 289 000 | 18 038 080 | 11 594 | 5 158 847 | 53 968 238 | |
| ONE TECH HOLDING | TN0007530017 | OTH | A | 11 | Continu | 80 400 000 | 723,60 | 2,49 % | | | | 58 | 31 189 | 280 788 | 9,000 | -0,11 % | | 8,907 | 9,003 | 1,08 % | 9,300 | -3,23 % | | 5 726 | 1 824 479 | 16 536 435 | | |
| SOTUVER | TN0006560015 | SOTUV | A | 11 | Continu | 39 254 475 | 560,55 | 1,93 % | | | | 37 | 10 580 | 149 862 | 14,280 | 0,56 % | | 14,173 | 14,165 | -0,06 % | 12,610 | 13,24 % | 3 | 1 289 000 | 18 038 080 | 4 517 | 2 512 766 | 34 636 081 |
| SIAME | TN0006590012 | SIAME | B | 11 | Continu | 15 444 000 | 52,82 | 0,18 % | | | | 12 | 99 877 | 334 568 | 3,420 | 0,59 % | | 3,418 | 3,350 | -1,99 % | 3,580 | -4,47 % | | 1 351 | 821 602 | 2 795 722 | | |
| PRODUITS MENAGERS ET DE SOIN PERSONNEL | | | | | | 118 291 178 | 1 214,12 | 4,18 % | 0 | 0 | 0 | 165 | 22 569 | 248 323 | | | | | | | | 0 | 0 | 0 | 14 144 | 3 094 616 | 29 895 771 | |
| SAH | TN0007610017 | SAH | A | 11 | Continu | 84 015 979 | 991,39 | 3,41 % | | | | 86 | 13 017 | 153 170 | 11,800 | 0,43 % | | 11,669 | 11,767 | 0,84 % | 10,220 | 15,46 % | | 5 613 | 1 606 338 | 17 014 872 | | |
| EURO-CYCLES | TN0007570013 | ECYCL | B | 11 | Continu | 9 801 000 | 142,51 | 0,49 % | | | | 49 | 4 513 | 65 671 | 14,540 | -0,41 % | | 14,523 | | | | | | | | | | |

| Séance du jour | | | | | | | | | | Année 2025 | | |
|--------------------------------------|--------------|-------|--------|----------|----------|-----------------|---------------|------------|----------|------------|-----------------|--|
| Secteur / Emetteur / Valeur | Code ISIN | MNEMO | Groupe | Echanges | Quantité | Capitaux en TND | Dernier cours | Indicateur | Echanges | Quantité | Capitaux en TND | |
| TECHNOLOGIE | | | | | | | | | | | | |
| TELNET HOLDING | | | | | | | | | | | | |
| TUN DA 1/10 010719 | TN0007440035 | TLN19 | 32 | | | | | NC | 5 | 19 | 11 | |
| BANQUES | | | | | | | | | | | | |
| ATTIJARI BANK | | | | | | | | | | | | |
| TJARI - (Da) | TN0001600162 | TJADA | 32 | | | | | NC | 9 | 36 | 117 | |
| TJARI - Da39 | TN0001600261 | TJA39 | 32 | | | | | NC | 0 | 0 | 0 | |
| TJARIDA1/40 250518 | TN0001600501 | TJA18 | 32 | | | | | NC | 23 | 572 | 743 | |
| BIAT | | | | | | | | | | | | |
| BIAT Da32 4/60 | TN0001800465 | BIA32 | 32 | | | | | NC | 2 | 60 | 591 | |
| BIAT Da36 1/20 | TN0001800507 | BIA36 | 32 | 3 | 4 | 2 | 0.500 | NC | 45 | 305 | 1 031 | |
| BIAT DA1/20 290620 | TN0001800622 | BIA20 | 32 | | | | | NC | 100 | 562 | 2 153 | |
| BIAT DA1/7 291124 | TN63R17BF70 | BIA24 | 32 | 5 | 11 | 139 | 12,640 | NC | 492 | 1 442 | 17 613 | |
| BH BANK | | | | | | | | | | | | |
| BQ HABITAT (Da) | TN0001900612 | BHDA | 32 | | | | | | 4 | 10 | 2 | |
| BH Da 1/20 150999 | TN0001900679 | BH12 | 32 | 1 | 2 | 2 | 1,050 | NC | 1 | 2 | 2 | |
| BH Da1/25 14022000 | TN0001900711 | BH14 | 32 | | | | | NC | 5 | 55 | 7 | |
| BHDA 1/15 28052007 | TN0001900778 | BHDA7 | 32 | | | | | NC | 0 | 0 | 0 | |
| BH DA 1/3 270715 | TN0001900901 | BH15 | 32 | | | | | NC | 4 | 4 | 12 | |
| BH DA 1/5 171117 | TN0001900992 | BH17 | 32 | | | | | NC | 16 | 51 | 47 | |
| BT | | | | | | | | | | | | |
| BQ DE TSIE - Da | TN0002200103 | BTDA | 32 | | | | | NC | 0 | 0 | 0 | |
| Bt Da 3/10 170599 | TN0002200210 | BT149 | 32 | | | | | NC | 3 | 6 | 48 | |
| BTDa1/7(12/01) | TN0002200251 | BT154 | 32 | | | | | NC | 5 | 12 | 35 | |
| BT Da 1/2 23052006 | TN0002200319 | BTDA6 | 32 | | | | | NC | 1 | 1 | 9 | |
| BT Da 1/2 10106109 | TN0002200327 | BTDA9 | 32 | | | | | NC | 2 | 2 | 11 | |
| BT Da 1/2 280612 | TN0002200335 | BT13 | 32 | | | | | NC | 10 | 14 | 8 | |
| BT DA 1/5 03062016 | TN0002200343 | BT16 | 32 | | | | | NC | 16 | 31 | 33 | |
| BT DA 1/4 04052018 | TN0002200350 | BT18 | 32 | | | | | NC | 17 | 38 | 45 | |
| BT DA 1/5 10052022 | TNYHLWUDEXD7 | BT22 | 32 | | | | | NC | 39 | 120 | 65 | |
| UBCI | | | | | | | | | | | | |
| UBCI Da 1/6 010900 | TN0002400570 | UBC00 | 32 | | | | | NC | 0 | 0 | 0 | |
| UBCI Da 3/7 010704 | TN0002400646 | UBC04 | 32 | | | | | NC | 0 | 0 | 0 | |
| UBCI Da 1/2 150710 | TN0002400653 | UBC10 | 32 | | | | | NC | 0 | 0 | 0 | |
| UBCI Da8/33 141013 | TN0002400695 | UBC13 | 32 | | | | | NC | 10 | 86 | 369 | |
| BNA | | | | | | | | | | | | |
| BNA Da 1/10 040509 | TN0003100623 | BNA09 | 32 | | | | | NC | 0 | 0 | 0 | |
| BNA Da 1/10 20051018 | TN0003100740 | BNA18 | 32 | | | | | NC | 8 | 11 | 0 | |
| BNA DA 1/55 150419 | TN0003100819 | BNA19 | 32 | | | | | NC | 13 | 126 | 1 | |
| AB | | | | | | | | | | | | |
| AB Da 26 3/37 | TN0003400108 | AB26 | 32 | | | | | NC | 0 | 0 | 0 | |
| AB Da 29 3/40 | TN0003400116 | AB29 | 32 | | | | | NC | 0 | 0 | 0 | |
| AB Da 34 2/59 | TN0003400157 | AB34 | 32 | | | | | NC | 0 | 0 | 0 | |
| AB Da 1/27 | TN0003400207 | ABA38 | 32 | | | | | NC | 0 | 0 | 0 | |
| ABDA 1/14 11122007 | TN0003400272 | ABDA7 | 32 | | | | | NC | 0 | 0 | 0 | |
| AB Da 3/37 281209 | TN0003400371 | ABDA9 | 32 | | | | | NC | 2 | 2 | 6 | |
| AB Da 1/10 110613 | TN0003400454 | AB13 | 32 | | | | | NC | 3 | 6 | 28 | |
| AB DA1/24 01082016 | TN0003400512 | AB16 | 32 | | | | | NC | 3 | 10 | 0 | |
| AB DA1/25 300617 | TN0003400579 | AB17 | 32 | | | | | NC | 30 | 298 | 252 | |
| AB DA 1/12 102203 | TN0003401287 | AB23 | 32 | | | | | NC | 30 | 87 | 428 | |
| AB DA 2/13 281024 | TN66FMSAS18 | AB24 | 32 | 4 | 26 | 146 | 5,610 | NC | 141 | 822 | 4 243 | |
| ATB | | | | | | | | | | | | |
| ATBDA1/7 0911105 | TN0003600434 | ATBDA | 32 | | | | | NC | 0 | 0 | 0 | |
| ATB Da 1/10 151208 | TN0003600517 | ATB08 | 32 | | | | | NC | 0 | 0 | 0 | |
| ATB Da 1/16 161210 | TN0003600616 | ATB10 | 32 | | | | | NC | 1 | 8 | 0 | |
| WIFACK INTERNATIONAL BANK | | | | | | | | | | | | |
| WIFAK DA1/2 121015 | TN0007200132 | WIF15 | 32 | | | | | NC | 1 | 1 | 0 | |
| ASSURANCE | | | | | | | | | | | | |
| ASTREE | | | | | | | | | | | | |
| AST DA 1/2 140817 | TN0003000528 | AST17 | 32 | | | | | NC | 0 | 0 | 0 | |
| SERVICES FINANCIERS | | | | | | | | | | | | |
| SPOIT SICAF | | | | | | | | | | | | |
| SPOIT Da 1/24 3512 | TN0001400720 | SPD12 | 32 | | | | | NC | 1 | 1 | 0 | |
| TUNISIE LEASING ET FACTORING | | | | | | | | | | | | |
| TUN. LEAS. (Da 10) | TN0002100915 | TLSDA | 32 | | | | | NC | 0 | 0 | 0 | |
| TLS Da 1/4 | TN0002100956 | TLD01 | 32 | | | | | NC | 0 | 0 | 0 | |
| TLS Da 1/5(021202) | TN0002100980 | TL502 | 32 | | | | | NC | 0 | 0 | 0 | |
| TLS Da 1/6(181203) | TN0002101012 | TL503 | 32 | | | | | NC | 0 | 0 | 0 | |
| TLS Da 1/7(061204) | TN0002101061 | TL504 | 32 | | | | | NC | 0 | 0 | 0 | |
| TLS Da1/55(010307) | TN0002101152 | TL507 | 32 | | | | | NC | 0 | 0 | 0 | |
| TLS Da 1/56 030308 | TN0002101210 | TL508 | 32 | | | | | NC | 0 | 0 | 0 | |
| TLS Da 1/57 020309 | TN0002101319 | TL509 | 32 | | | | | NC | 0 | 0 | 0 | |
| TLS Da 1/58 301209 | TN0002101392 | TL502 | 32 | | | | | NC | 2 | 11 | 0 | |
| TLS Da 1/59 010210 | TN0002101400 | TL510 | 32 | | | | | NC | 2 | 13 | 0 | |
| TLS Da 3/80 010213 | TN0002101590 | TL513 | 32 | | | | | NC | 10 | 46 | 30 | |
| TL DA3/83 10022014 | TN0002101749 | TL514 | 32 | | | | | NC | 3 | 20 | 14 | |
| TL DA2/43 02022015 | TN0002101814 | TL515 | 32 | | | | | NC | 5 | 107 | 2 | |
| TL DA1/23 010719 | TN0002102044 | TL519 | 32 | 4 | 9 | 7 | 0,750 | NC | 17 | 100 | 35 | |
| CIL | | | | | | | | | | | | |
| CIL DA 2007 1/4 | TN0004201042 | CIL07 | 32 | | | | | NC | 0 | 0 | 0 | |
| CIL Da 1/5 301208 | TN0004201117 | CIL08 | 32 | | | | | NC | 1 | 3 | 38 | |
| CIL Da 1/3 110610 | TN0004201216 | CIL10 | 32 | | | | | NC | 0 | 0 | 0 | |
| CIL Da 1/4 030611 | TN0004201281 | CIL11 | 32 | | | | | NC | 1 | 1 | 10 | |
| CIL DA2/5 15052023 | TNEDEJKAP2R7 | CIL23 | 32 | | | | | NC | 3 | 3 | 14 | |
| ATL | | | | | | | | | | | | |
| ATL Da 1/5 290808 | TN0004700266 | ATL08 | 32 | | | | | NC | 0 | 0 | 0 | |
| ATL Da 2/17 261112 | TN0004700472 | ATL12 | 32 | | | | | NC | 5 | 21 | 10 | |
| ATTIJARI LEASING | | | | | | | | | | | | |
| ATTIJARI LS ROMPU | TN0006610141 | TJLR | 32 | | | | | NC | 0 | 0 | 0 | |
| TJL DA 3/17 210717 | TN0006610448 | TJL17 | 32 | | | | | NC | 9 | 37 | 83 | |
| BH LEASING | | | | | | | | | | | | |
| ML DA 1/4 250515 | TN0006720072 | ML15 | 32 | | | | | NC | 6 | 10 | 0 | |
| HANNIBAL LEASE | | | | | | | | | | | | |
| HL DA 1/10 180817 | TN0007310378 | HL17 | 32 | | | | | NC | 0 | 0 | 0 | |
| HL DA37/100 090720 | TN0007310519 | HL20 | 32 | | | | | NC | 2 | 2 | 6 | |
| TELECOMMUNICATIONS | | | | | | | | | | | | |
| SOTETEL | | | | | | | | | | | | |
| SOTETEL Da1/6 | TN0006530059 | SOT01 | 32 | | | | | NC | 0 | 0 | 0 | |
| SOT Da 1/5 010102 | TN0006530067 | SOT02 | 32 | | | | | NC | 0 | 0 | 0 | |
| SOT Da 1/5 010703 | TN0006530075 | SOT03 | 32 | | | | | NC | 0 | 0 | 0 | |
| SOT Da 1/10 150704 | TN0006530083 | SOT04 | 32 | | | | | NC | 4 | 10 | 6 | |
| SOT Da1/22 010906 | TN0006530091 | SOT06 | 32 | | | | | NC | 3 | 8 | 0 | |
| DISTRIBUTION | | | | | | | | | | | | |
| MONOPRIX | | | | | | | | | | | | |
| MONOPRIX Da | TN0001000116 | MNPDA | 32 | | | | | NC | 0 | 0 | 0 | |
| MNP Da 1/2 100611 | TN0001000124 | MNP11 | 32 | | | | | NC | 1 | 1 | 0 | |
| MNP Da 1/5 040612 | TN0001000132 | MNP12 | 32 | | | | | NC | 2 | 2 | 0 | |
| MNP Da 1/5 160815 | TN0001000140 | MNP15 | 32 | | | | | NC | 0 | 0 | 0 | |
| MAGASIN GENERAL | | | | | | | | | | | | |
| MAG GEN Da 1/2 | TN0006440028 | MGDA4 | 32 | | | | | NC | 0 | 0 | 0 | |
| SOTUMAG | | | | | | | | | | | | |
| MGR Da1/3 050710 | TN0006580021 | MGR10 | 32 | | | | | NC | 3 | 3 | 3 | |
| MGR DA 1/10 201217 | TN0006580039 | MGR17 | 32 | | | | | NC | 7 | 10 | 5 | |
| ARTES | | | | | | | | | | | | |
| ARTES Da1/4 230712 | TN0007300023 | ART12 | 32 | | | | | NC | 3 | 3 | 3 | |
| ARTES Da1/5 040313 | TN0007300031 | ART13 | 32 | | | | | NC | 8 | 10 | 15 | |
| CITY CARS | | | | | | | | | | | | |
| CITY DA1/3 230919 | TN0007550023 | CTY19 | 32 | | | | | NC | 8 | 10 | 42 | |
| SMART TUNISIE | | | | | | | | | | | | |
| SMART DA1/5 070623 | TN71DY8X0508 | SMT23 | 32 | 2 | 8 | 9 | 1,100 | NC | 71 | 128 | 175 | |
| SMART DA1/6 111124 | TN7PHUMSSQW2 | SMT24 | 32 | 1 | 1 | 1 | 1,000 | NC | 115 | 476 | 881 | |
| VOYAGE ET LOISIRS | | | | | | | | | | | | |
| TUNISAIR | | | | | | | | | | | | |
| TUNISAIR - Da 01 | TN0001200419 | TAIDA | 32 | | | | | NC | 16 | 55 | 2 | |
| TUNISAIR - Da 04 | TN0001200468 | TAI04 | 32 | | | | | NC | 2 | 11 | 0 | |
| TAIR Da1/10 010799 | TN0001200476 | TAI99 | 32 | | | | | NC | 6 | 61 | 1 | |
| TAIR Da1/10 030700 | TN0001200492 | TAI00 | 32 | | | | | NC | 7 | 75 | 1 | |
| TUNISAIR Da 1/10 | TN0001200518 | TAI01 | 32 | | | | | NC | 9 | 123 | 2 | |
| TAIR Da1/22 310806 | TN0001200534 | TAI06 | 32 | | | | | NC | 1 | 3 | 0 | |
| TAIR Da 1/5 010908 | TN0001200542 | TAI08 | 32 | | | | | NC | 0 | 0 | 0 | |
| TAIR Da1/11 170709 | TN0001200567 | TAI09 | 32 | | | | | NC | 0 | 0 | 0 | |
| SANTE | | | | | | | | | | | | |
| UNIMED | | | | | | | | | | | | |
| UMED D76/509 26716 | TN0007720022 | UMD16 | 32 | | | | | NC | 2 | 2 | 3 | |
| UMD DA1/11/17 40817 | TN0007720030 | UMD17 | 32 | | | | | NC | 19 | 765 | 171 | |
| AUTOMOBILES ET EQUIPEMENTIERS | | | | | | | | | | | | |
| STIP | | | | | | | | | | | | |
| STIP Da1/10 0703 | TN0005030028 | STIP3 | 32 | | | | | NC | 0 | 0 | 0 | |
| ASSAD | | | | | | | | | | | | |
| ASSDa | | | | | | | | | | | | |

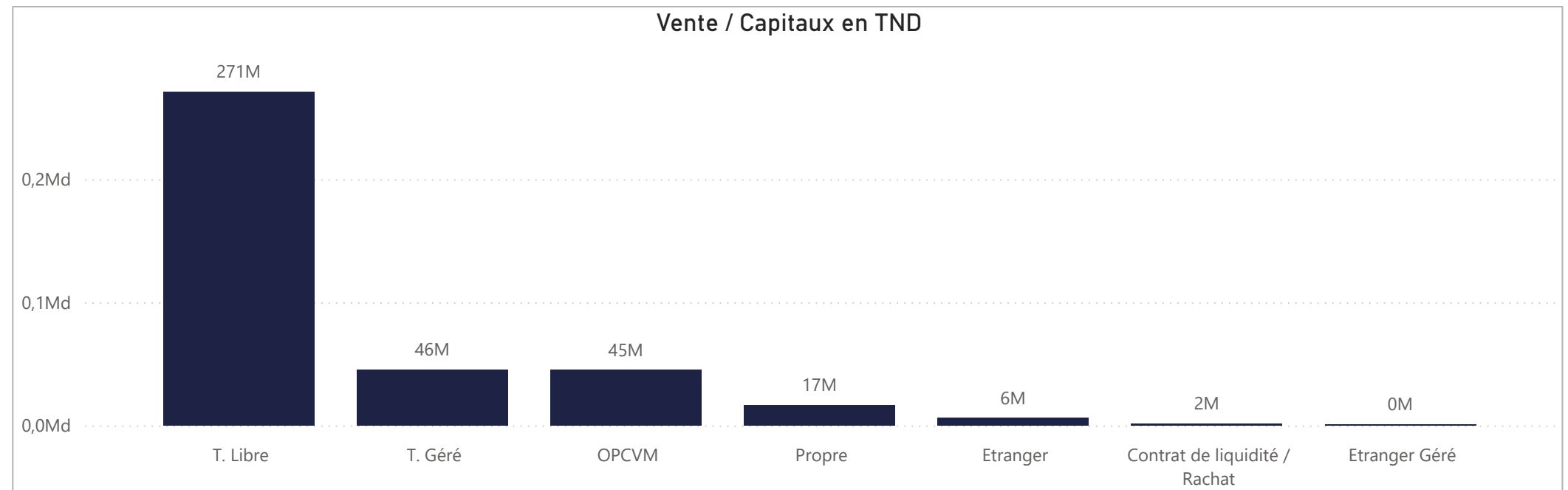
ACHAT

| Achat | Echanges | Quantité | Capitaux en TND | Capitaux en % |
|-------------------------------|----------------|-------------------|--------------------|----------------|
| T. Libre | 91 334 | 33 937 974 | 267 352 280 | 69,18% |
| OPCVM | 9 972 | 6 089 147 | 67 696 729 | 17,52% |
| T. Géré | 10 058 | 4 432 449 | 35 164 213 | 9,10% |
| Propre | 1 095 | 786 053 | 11 978 491 | 3,10% |
| Contrat de liquidité / Rachat | 867 | 448 792 | 2 137 523 | 0,55% |
| Etranger | 550 | 232 517 | 2 048 439 | 0,53% |
| Etranger Géré | 19 | 7 793 | 65 214 | 0,02% |
| Total | 113 895 | 45 934 725 | 386 442 889 | 100,00% |



VENTE

| Vente | Echanges | Quantité | Capitaux en TND | Capitaux en % |
|-------------------------------|----------------|-------------------|--------------------|----------------|
| T. Libre | 83 719 | 34 072 596 | 271 166 095 | 70,17% |
| T. Géré | 16 560 | 4 810 877 | 45 608 076 | 11,80% |
| OPCVM | 10 065 | 4 116 622 | 45 212 577 | 11,70% |
| Propre | 2 037 | 1 666 673 | 16 715 222 | 4,33% |
| Etranger | 1 101 | 1 183 310 | 6 166 644 | 1,60% |
| Contrat de liquidité / Rachat | 380 | 77 791 | 1 507 180 | 0,39% |
| Etranger Géré | 33 | 6 856 | 67 094 | 0,02% |
| Total | 113 895 | 45 934 725 | 386 442 889 | 100,00% |



ACHAT

Marché Principal

| Mois | Contrat de liquidité / Rachat | Etranger | Etranger Géré | OPCVM | Propre | T. Géré | T. Libre | Total |
|--------------|-------------------------------|------------------|---------------|-------------------|-------------------|-------------------|--------------------|--------------------|
| janvier | 288 356 | 419 638 | 6 429 | 19 172 354 | 1 969 755 | 12 358 439 | 96 066 249 | 130 281 220 |
| février | 940 726 | 1 217 078 | 21 094 | 28 766 147 | 394 941 | 10 131 637 | 76 544 864 | 118 016 486 |
| mars | 908 441 | 411 723 | 37 691 | 19 758 228 | 9 613 796 | 12 674 137 | 94 741 167 | 138 145 182 |
| 3 | 61 222 | 54 197 | | 326 958 | 31 190 | 107 052 | 2 105 924 | 2 686 543 |
| 4 | 53 994 | 13 785 | 2 900 | 569 631 | 131 211 | 716 737 | 2 743 142 | 4 231 400 |
| 5 | 53 096 | | | 490 200 | 29 236 | 236 438 | 2 111 689 | 2 920 658 |
| 6 | 60 910 | | | 1 143 690 | 42 555 | 967 518 | 4 046 365 | 6 261 037 |
| 7 | 105 686 | 2 300 | | 795 041 | 52 276 | 457 137 | 3 899 343 | 5 311 782 |
| 10 | 62 218 | 7 360 | | 854 579 | 17 464 | 902 736 | 2 997 381 | 4 841 737 |
| 11 | 65 844 | 35 741 | | 739 900 | 5 171 | 1 192 403 | 3 645 350 | 5 684 408 |
| 12 | 47 359 | 3 775 | 29 036 | 2 028 267 | 3 521 | 1 195 846 | 6 760 065 | 10 067 869 |
| 13 | 54 212 | 24 590 | | 1 197 551 | 180 343 | 929 298 | 5 394 055 | 7 780 049 |
| 14 | 60 376 | 34 891 | | 3 625 793 | 195 343 | 809 530 | 5 715 857 | 10 441 790 |
| 17 | 59 692 | 3 709 | | 399 838 | | 780 002 | 4 883 273 | 6 126 514 |
| 18 | 43 560 | 2 920 | | 1 254 051 | 156 195 | 612 267 | 12 362 674 | 14 431 667 |
| 19 | 54 572 | 3 365 | | 1 644 798 | 14 381 | 1 423 120 | 4 803 399 | 7 943 636 |
| 21 | 29 547 | 148 499 | | 880 249 | 103 551 | 1 085 809 | 5 692 835 | 7 940 491 |
| 24 | 28 627 | | 2 885 | 846 236 | 8 651 097 | 422 829 | 3 427 863 | 13 379 536 |
| 25 | 39 596 | | | 1 067 386 | | 462 194 | 18 880 004 | 20 449 179 |
| 26 | 27 931 | 76 591 | 2 870 | 1 894 061 | 263 | 373 221 | 5 271 948 | 7 646 885 |
| Total | 2 137 523 | 2 048 439 | 65 214 | 67 696 729 | 11 978 491 | 35 164 213 | 267 352 280 | 386 442 889 |

Marché de Bloc

| Mois | Propre | T. Libre | Total |
|--------------|------------------|-------------------|-------------------|
| janvier | | 17 324 377 | 17 324 377 |
| mars | 8 623 845 | 17 491 258 | 26 115 103 |
| 12 | | 1 461 258 | 1 461 258 |
| 24 | 8 623 845 | | 8 623 845 |
| 25 | | 16 030 000 | 16 030 000 |
| Total | 8 623 845 | 34 815 635 | 43 439 480 |

VENTE

Marché Principal

| Mois | Contrat de liquidité / Rachat | Etranger | Etranger Géré | OPCVM | Propre | T. Géré | T. Libre | Total |
|--------------|-------------------------------|------------------|---------------|-------------------|-------------------|-------------------|--------------------|--------------------|
| janvier | 525 024 | 1 419 450 | 7 658 | 13 998 498 | 1 777 939 | 16 661 263 | 95 891 388 | 130 281 220 |
| février | 753 593 | 3 075 751 | 32 375 | 15 249 304 | 3 415 285 | 16 172 015 | 79 318 163 | 118 016 486 |
| mars | 228 562 | 1 671 443 | 27 061 | 15 964 775 | 11 521 997 | 12 774 798 | 95 956 544 | 138 145 182 |
| 3 | 18 090 | | | 453 997 | | 228 443 | 1 986 013 | 2 686 543 |
| 4 | 18 626 | 14 020 | | 1 084 194 | | 347 190 | 2 767 370 | 4 231 400 |
| 5 | 16 218 | 5 664 | | 307 800 | 76 256 | 376 571 | 2 138 149 | 2 920 658 |
| 6 | 11 889 | 3 399 | 21 758 | 1 424 164 | 358 413 | 499 537 | 3 941 878 | 6 261 037 |
| 7 | 12 086 | | | 959 133 | 216 005 | 485 889 | 3 638 669 | 5 311 782 |
| 10 | 12 186 | 48 543 | | 238 517 | 5 916 | 705 948 | 3 830 628 | 4 841 737 |
| 11 | 11 501 | | | 628 938 | 308 774 | 609 253 | 4 125 942 | 5 684 408 |
| 12 | 11 978 | 73 | | 2 032 211 | 334 091 | 1 279 381 | 6 410 135 | 10 067 869 |
| 13 | 12 062 | 328 110 | 3 306 | 2 640 890 | | 1 080 384 | 3 715 296 | 7 780 049 |
| 14 | 11 850 | 66 016 | 7 | 1 510 038 | 51 105 | 486 512 | 8 316 262 | 10 441 790 |
| 17 | 12 241 | 43 534 | | 883 762 | 45 971 | 848 064 | 4 292 941 | 6 126 514 |
| 18 | | 123 427 | | 535 044 | 219 887 | 798 946 | 12 754 363 | 14 431 667 |
| 19 | 12 321 | 54 375 | | 1 012 350 | 4 088 | 1 985 317 | 4 875 184 | 7 943 636 |
| 21 | 30 024 | 912 930 | 1 678 | 827 418 | 191 775 | 633 927 | 5 342 739 | 7 940 491 |
| 24 | 12 593 | 30 592 | | 230 931 | 8 623 845 | 870 043 | 3 611 533 | 13 379 536 |
| 25 | 12 566 | 30 376 | | 361 557 | 12 049 | 827 983 | 19 204 648 | 20 449 179 |
| 26 | 12 332 | 10 384 | 312 | 833 831 | 1 073 822 | 711 410 | 5 004 794 | 7 646 885 |
| Total | 1 507 180 | 6 166 644 | 67 094 | 45 212 577 | 16 715 222 | 45 608 076 | 271 166 095 | 386 442 889 |

Marché de Bloc

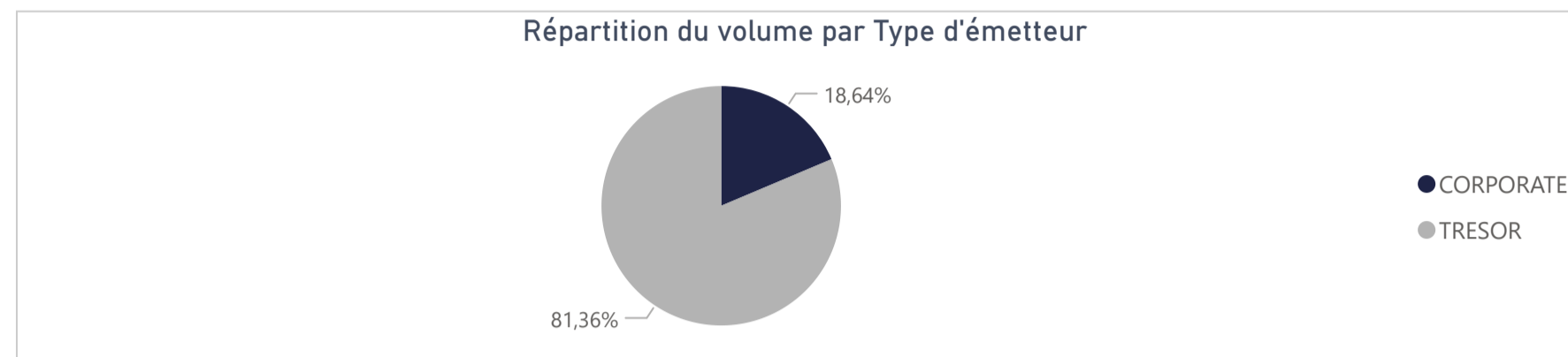
| Mois | Propre | T. Libre | Total |
|--------------|------------------|-------------------|-------------------|
| janvier | | 17 324 377 | 17 324 377 |
| mars | 8 623 845 | 17 491 258 | 26 115 103 |
| 12 | | 1 461 258 | 1 461 258 |
| 24 | 8 623 845 | | 8 623 845 |
| 25 | | 16 030 000 | 16 030 000 |
| Total | 8 623 845 | 34 815 635 | 43 439 480 |

64 637 615

Capitaux traités sur l'année en TND

| Marché | Echanges | Quantité | Capitaux en TND |
|---------------------------|----------|-----------|-----------------|
| Cote : Titres de Créances | 220 | 1 528 045 | 64 637 615 |

| Type d'émetteur | Echanges | Quantité | Capitaux en TND | Capitaux en % |
|-----------------|------------|------------------|-------------------|----------------|
| TRESOR | 188 | 1 379 070 | 52 590 932 | 81,36% |
| CORPORATE | 32 | 148 975 | 12 046 683 | 18,64% |
| Total | 220 | 1 528 045 | 64 637 615 | 100,00% |



| Achat | Echanges | Quantité | Capitaux en TND | Capitaux en % |
|--------------|------------|------------------|-------------------|----------------|
| OPCVM | 90 | 1 477 139 | 62 973 744 | 97,43% |
| T. Libre | 37 | 39 187 | 1 439 997 | 2,23% |
| T. Géré | 93 | 11 719 | 223 875 | 0,35% |
| Total | 220 | 1 528 045 | 64 637 615 | 100,00% |

| Vente | Echanges | Quantité | Capitaux en TND | Capitaux en % |
|--------------|------------|------------------|-------------------|----------------|
| OPCVM | 60 | 1 329 265 | 50 559 757 | 78,22% |
| T. Libre | 63 | 184 196 | 11 202 521 | 17,33% |
| Propre | 7 | 2 660 | 2 685 842 | 4,16% |
| T. Géré | 90 | 11 924 | 189 495 | 0,29% |
| Total | 220 | 1 528 045 | 64 637 615 | 100,00% |

Répartition des capitaux traités en TND par catégorie de donneurs d'ordres

ACHAT

| Mois | OPCVM | T. Géré | T. Libre | Total |
|--------------|-------------------|----------------|------------------|-------------------|
| janvier | 12 130 226 | 128 419 | 56 123 | 12 314 768 |
| février | 21 032 430 | 25 822 | 1 383 452 | 22 441 704 |
| mars | 29 811 088 | 69 633 | 421 | 29 881 142 |
| 3 | 3 468 506 | | | 3 468 506 |
| 5 | 5 108 831 | 2 656 | | 5 111 487 |
| 6 | 81 227 | | | 81 227 |
| 7 | 41 705 | | | 41 705 |
| 10 | 866 809 | 31 698 | 421 | 898 928 |
| 13 | 410 525 | 8 924 | | 419 449 |
| 14 | 25 384 | 18 300 | | 43 684 |
| 17 | 103 860 | 1 088 | | 104 948 |
| 19 | 15 894 466 | 5 114 | | 15 899 580 |
| 24 | 20 347 | 1 854 | | 22 200 |
| 25 | 1 439 376 | | | 1 439 376 |
| 26 | 2 350 053 | | | 2 350 053 |
| Total | 62 973 744 | 223 875 | 1 439 997 | 64 637 615 |

VENTE

| Mois | OPCVM | Propre | T. Géré | T. Libre | Total |
|--------------|-------------------|------------------|----------------|-------------------|-------------------|
| janvier | 8 323 595 | 723 196 | 130 658 | 3 137 319 | 12 314 768 |
| février | 12 966 239 | 1 650 135 | 13 175 | 7 812 156 | 22 441 704 |
| mars | 29 269 923 | 312 511 | 45 662 | 253 046 | 29 881 142 |
| 3 | 3 468 506 | | | | 3 468 506 |
| 5 | 4 796 320 | 312 511 | 2 656 | | 5 111 487 |
| 6 | 81 227 | | | | 81 227 |
| 7 | 41 705 | | | | 41 705 |
| 10 | 859 443 | | 31 140 | 8 344 | 898 928 |
| 13 | 410 525 | | 8 924 | | 419 449 |
| 14 | 43 684 | | | | 43 684 |
| 17 | 103 860 | | 1 088 | | 104 948 |
| 19 | 15 894 466 | | | 5 114 | 15 899 580 |
| 24 | 20 347 | | 1 854 | | 22 200 |
| 25 | 1 439 376 | | | | 1 439 376 |
| 26 | 2 110 466 | | | 239 588 | 2 350 053 |
| Total | 50 559 757 | 2 685 842 | 189 495 | 11 202 521 | 64 637 615 |

| Séance du jour | | | | | | | | | | | | | Année 2025 | | | |
|--------------------|---------------|-------|--------|----------|----------|-----------------|--------------|--------------|------------|------------------|-----------|-----------|----------------|----------|----------|-----------------|
| Valeur | Code ISIN | MNEMO | Groupe | Echanges | Quantité | Capitaux en TND | Clôture en % | Var. du Jour | Indicateur | VWAP Veille en % | VWAP en % | Var. VWAP | Ouverture en % | Echanges | Quantité | Capitaux en TND |
| ▲ | | | | | | | | | | | | | | | | |
| BTA 6.3% Oct 2026 | TN0008000580 | B1026 | 21 | | | | 97,400 | 0,00 % | NC | | | | 97,400 | 0 | 0 | 0 |
| BTA6.7% Avril 2028 | TN0008000606 | B0428 | 21 | | | | 93,100 | 0,00 % | NC | | | | 93,100 | 0 | 0 | 0 |
| BTA 6.3% Mars 2026 | TN0008000622 | B0326 | 21 | | | | 95,950 | 0,00 % | NC | | | | 95,950 | 0 | 0 | 0 |
| BTA 6.6% Mars 2027 | TN0008000655 | B0327 | 21 | | | | 93,950 | 0,00 % | NC | | | | 93,950 | 0 | 0 | 0 |
| BTA 7,5% Juil 2032 | TN0008000663 | B0732 | 21 | | | | 97,000 | 0,00 % | NC | | | | 97,000 | 0 | 0 | 0 |
| BTA 7% Juil 2028 | TN0008000697 | B0728 | 21 | | | | 90,500 | 0,00 % | NC | | | | 90,500 | 0 | 0 | 0 |
| BTA 6,5% Juin 2025 | TN0008000705 | B0625 | 21 | | | | 99,440 | 0,00 % | NC | | | | 96,920 | 6 | 1 065 | 1 103 523 |
| BTA 7,2% Fev 2027 | TN0008000721 | B0227 | 21 | | | | 96,000 | 0,00 % | NC | | | | 92,750 | 4 | 620 | 598 728 |
| BTA 7,4% Fev 2030 | TN0008000739 | B0230 | 21 | | | | 90,800 | 0,00 % | NC | | | | 90,390 | 4 | 302 | 275 581 |
| BTA 7,2% Mai 2027 | TN0008000747 | B0527 | 21 | | | | 95,480 | 0,00 % | NC | | | | 94,950 | 7 | 1 050 | 1 051 246 |
| BTA 8% Nov 2030 | TN0008000762 | B1130 | 21 | | | | 97,000 | 0,00 % | NC | | | | 97,000 | 0 | 0 | 0 |
| BTA 7,3% Dec 2027 | TN0008000770 | B1227 | 21 | | | | 91,050 | 0,00 % | NC | | | | 91,050 | 0 | 0 | 0 |
| BTA 7,5% Janv 2028 | TN0008000796 | B0128 | 21 | | | | 100,000 | 0,00 % | NC | | | | 100,000 | 0 | 0 | 0 |
| BTA 8% Mars 2033 | TN0008000804 | B0333 | 21 | | | | 100,000 | 0,00 % | NC | | | | 100,000 | 0 | 0 | 0 |
| BTA 7,5% Dec 2028 | TN0008000812 | B1228 | 21 | | | | 100,000 | 0,00 % | NC | | | | 100,000 | 0 | 0 | 0 |
| BTA 8% Nov 2025 | TN0XRGYGR8L8 | B1125 | 21 | | | | 99,100 | 0,00 % | NC | | | | 98,500 | 1 | 2 | 2 004 |
| BTA 8,8% Sept 2032 | TNJL4N1SD7B2 | B0932 | 21 | | | | 100,000 | 0,00 % | NC | | | | 100,000 | 0 | 0 | 0 |
| BTA 8% Janv 2029 | TNHUVZNLATV4 | B0129 | 21 | | | | 100,000 | 0,00 % | NC | | | | 100,000 | 0 | 0 | 0 |
| BTA 8,25% Juin2031 | TNN0SOORH1F1 | B0631 | 21 | | | | 100,000 | 0,00 % | NC | | | | 100,000 | 0 | 0 | 0 |
| BTA 9% sept 2029 | TNLRQIPOOJY4 | B0929 | 21 | | | | 100,000 | 0,00 % | NC | | | | 100,000 | 0 | 0 | 0 |
| BTA 9,4% aout 2033 | TNNUS2JAB5F6 | B0833 | 21 | | | | 100,000 | 0,00 % | NC | | | | 100,000 | 0 | 0 | 0 |
| BTA 9,5% aout 2035 | TN19GXADLD0 | B0835 | 21 | | | | 100,000 | 0,00 % | NC | | | | 100,000 | 0 | 0 | 0 |
| BTA 9,70% Oct 2027 | TN9EGII9CQ82 | B1027 | 21 | | | | 100,000 | 0,00 % | NC | | | | 100,000 | 0 | 0 | 0 |
| BTA 9,87% Oct 2031 | TNOODT102PF5 | B1031 | 21 | | | | 100,000 | 0,00 % | NC | | | | 100,000 | 0 | 0 | 0 |
| BTA 9,80% Oct 2028 | TN875F5T9RO3 | B1028 | 21 | | | | 100,000 | 0,00 % | NC | | | | 100,000 | 0 | 0 | 0 |
| BTA 9,89% Juin2033 | TNI5BPOGW9F1 | B0633 | 21 | | | | 100,000 | 0,00 % | NC | | | | 100,000 | 0 | 0 | 0 |
| BTA 9,90% Dec 2034 | TNXJGTXAROH4 | B1234 | 21 | | | | 100,000 | 0,00 % | NC | | | | 100,000 | 0 | 0 | 0 |
| BTA 9,87% Janv2032 | TNCYAUIJ413 | B0132 | 21 | | | | 100,170 | 0,00 % | NC | | | | 100,000 | 1 | 1 000 | 1 011 705 |
| ENAT2021 8,70%A PP | TN0008000820 | NA26 | 21 | | | | 99,470 | 0,00 % | NC | | | | 99,130 | 1 | 2 575 | 26 909 |
| E NAT 2021 8,80% B | TN0008000838 | NB26 | 21 | | | | 100,000 | 0,00 % | NC | 100,000 | | | 100,000 | 2 | 112 500 | 11 972 384 |
| E NAT 2021 8,90% C | TN0008000846 | NC28 | 21 | | | | 93,000 | 0,00 % | NC | | | | 93,000 | 0 | 0 | 0 |
| ENAT22021 8,70%APP | TN0008000887 | NA226 | 21 | | | | 97,000 | 0,00 % | NC | | | | 95,000 | 1 | 7 | 70 |
| ENAT2 2021 8,80% B | TN0008000895 | NB226 | 21 | | | | 100,000 | 0,00 % | NC | | | | 100,000 | 2 | 50 000 | 5 253 151 |
| ENAT2 2021 8,90% C | TN0008000903 | NC228 | 21 | | | | 96,000 | 0,00 % | NC | | | | 96,000 | 2 | 5 | 5 019 |
| ENAT2 HASSAN21 APP | TN0008000853 | NH226 | 21 | | | | 100,000 | 0,00 % | NC | | | | 100,000 | 0 | 0 | 0 |
| ENAT32021 8,70%APP | TNZBXQU5RZ91 | NA3F6 | 21 | | | | 100,000 | 0,00 % | NC | | | | 99,990 | 11 | 275 957 | 2 827 347 |
| ENT32021T+2,45%APP | TNSUXW7EBUQ0 | NA3V6 | 21 | | | | 95,000 | 0,00 % | NC | | | | 100,000 | 2 | 255 | 2 470 |
| ENAT3 2021 8,80% B | TNYZ06UGUZ33 | NB3F6 | 21 | | | | 100,000 | 0,00 % | NC | | | | 100,000 | 2 | 6 466 | 662 891 |
| ENAT32021 T+2,55%B | TN5QHYZ8T348 | NB3V6 | 21 | | | | 100,000 | 0,00 % | NC | | | | 100,000 | 1 | 50 000 | 5 082 214 |
| ENAT3 2021 8,90% C | TN3QL5M1QLW6 | NC3F8 | 21 | | | | 100,000 | 0,00 % | NC | | | | 100,000 | 0 | 0 | 0 |
| ENAT32021 T+2,65%C | TNJP2LP1CVE1 | NC3V8 | 21 | | | | 100,000 | 0,00 % | NC | | | | 100,000 | 0 | 0 | 0 |
| ENAT3 HASSAN21 APP | TNE5I87AY2T5 | NHA36 | 21 | | | | 100,000 | 0,00 % | NC | | | | 100,000 | 0 | 0 | 0 |
| ENAT3 HASSAN2021 B | TNVSMDL2VYJ5 | NHB36 | 21 | | | | 100,000 | 0,00 % | NC | | | | 100,000 | 0 | 0 | 0 |
| ENAT3 HASSAN2021 C | TNJQ3VIAM1R9 | NHC38 | 21 | | | | 100,000 | 0,00 % | NC | | | | 100,000 | 0 | 0 | 0 |
| ENAT1 2022 A 8,80% | TNPSLOPEJVO7 | NAF27 | 21 | | | | 100,000 | 0,00 % | NC | | | | 93,500 | 23 | 325 783 | 3 529 910 |
| ENAT1 2022A T+2,4% | TNLEGO8CKWX3 | NAV27 | 21 | | | | 92,500 | 0,00 % | NC | | | | 92,500 | 0 | 0 | 0 |
| ENAT1 2022 B 8,90% | TNHG2VXQ3BG0 | NBF29 | 21 | | | | 100,000 | 0,00 % | NC | | | | 100,000 | 3 | 2 434 | 263 910 |
| ENAT1 2022B T+2,5% | TN00U20VQY55 | NBV29 | 21 | | | | 100,000 | 0,00 % | NC | | | | 100,000 | 0 | 0 | 0 |
| ENAT1 2022 C 9,10% | TN5XZZ454U2 | NCF32 | 21 | | | | 100,000 | 0,00 % | NC | | | | 94,000 | 2 | 7 020 | 762 382 |
| ENAT1 2022CT+2,65% | TNQHMI7RIBR5 | NCV32 | 21 | | | | 100,000 | 0,00 % | NC | | | | 100,000 | 0 | 0 | 0 |
| ENAT1 HASSAN2022 A | TNCDR74CL701 | NHA27 | 21 | | | | 100,000 | 0,00 % | NC | | | | 100,000 | 0 | 0 | 0 |
| ENAT1 HASSAN2022 B | TNBHB9XIP394 | NHB29 | 21 | | | | 100,000 | 0,00 % | NC | | | | 100,000 | 0 | 0 | 0 |
| ENAT1 HASSAN2022 C | TNW1CN5IM5T4 | NHC32 | 21 | | | | 100,000 | 0,00 % | NC | | | | 100,000 | 0 | 0 | 0 |
| ENAT22022 9,25%APP | TNJ1M1ZAWYGS | NA2F7 | 21 | | | | 94,000 | 0,00 % | NC | | | | 100,000 | 14 | 112 071 | 1 186 419 |
| ENT2 22 T+2,15%APP | TNQCK0BPZ5A4 | NA2V7 | 21 | | | | 100,000 | 0,00 % | NC | | | | 100,000 | 0 | 0 | 0 |
| ENAT2 2022 9,35% B | TNQVHB5WZ2K2 | NB2F9 | 21 | | | | 100,000 | 0,00 % | NC | | | | 100,000 | 1 | 250 | 26 588 |
| ENAT22022 T+2,2% B | TNFOWIRG8H7 | NB2V9 | 21 | | | | 100,000 | 0,00 % | NC | | | | 100,000 | 0 | 0 | 0 |
| ENAT2 2022 9,60% C | TNI9EO2MTU05 | NC2F2 | 21 | | | | 99,270 | 0,00 % | NC | | | | 99,270 | 0 | 0 | 0 |
| ENAT2 2022T+2,40%C | TN11TIB0EPV4 | NC2V2 | 21 | | | | 100,000 | 0,00 % | NC | | | | 100,000 | 0 | 0 | 0 |
| ENAT2 HASSAN22 APP | TNM46OWVRPO6 | NH2A7 | 21 | | | | 65,000 | 0,00 % | NC | | | | 65,000 | 0 | 0 | 0 |
| ENAT2 HASSAN2022 B | TNU9AUB15T16 | NH2B9 | 21 | | | | 100,000 | 0,00 % | NC | | | | 100,000 | 0 | 0 | 0 |
| ENAT2 HASSAN2022 C | TN714WHHNWN4 | NH2C2 | 21 | | | | 100,000 | 0,00 % | NC | | | | 100,000 | 0 | 0 | 0 |
| ENAT32022 9,25%APP | TNXNSU5ILB12 | NA3F7 | 21 | | | | 93,500 | 0,00 % | NC | | | | 93,500 | 0 | 0 | 0 |
| ENT3 22 T+2,15%APP | TNWL10DSWXX1 | NA3V7 | 21 | | | | 99,000 | 0,00 % | NC | | | | 99,000 | 0 | 0 | 0 |
| ENAT3 2022 9,35% B | TNRGVSC8DE36 | NB3F9 | 21 | | | | 100,000 | 0,00 % | NC | | | | 100,000 | 0 | 0 | 0 |
| ENAT32022 T+2,2% B | TNOJN6PVH38 | NB3V9 | 21 | | | | 100,000 | 0,00 % | NC | | | | 100,000 | 0 | 0 | 0 |
| ENAT3 2022 9,60% C | TN4A4WPDZOC1 | NC3F2 | 21 | | | | 100,000 | 0,00 % | NC | | | | 100,150 | 1 | 80 | 8 372 |
| ENAT3 2022T+2,40%C | TNI2090I5G66 | NC3V2 | 21 | | | | 100,000 | 0,00 % | NC | | | | 100,000 | 0 | 0 | 0 |
| ENAT42022 9,35%APP | TNOAYHSVTHY1 | NA4F7 | 21 | | | | 92,000 | 0,00 % | NC | | | | 93,000 | 8 | 12 610 | 127 087 |
| ENT4 2022 T+2% APP | TN2MVOGUKOA5 | NA4V7 | 21 | | | | 94,000 | 0,00 % | NC | | | | 94,000 | 0 | 0 | 0 |
| ENAT4 2022 9,4% B | TNWRVCVSL730 | NB4F9 | 21 | | | | 94,000 | 0,00 % | NC | | | | 94,000 | 0 | 0 | 0 |
| ENAT42022T+2,05% B | TN7PM93UZP50 | NB4V9 | 21 | | | | 100,000 | 0,00 % | NC | | | | 100,000 | 0 | 0 | 0 |
| ENAT4 2022 9,60% C | TNEFC8MYZ3 | NC4F2 | 21 | | | | 100,000 | 0,00 % | NC | | | | 100,000 | 0 | 0 | 0 |
| ENAT4 2022T+2,25%C | TNVFSLG1FH4 | NC4V2 | 21 | | | | 100,000 | 0,00 % | NC | | | | 100,000 | 0 | 0 | 0 |
| ENAT4HASSAN2022APP | TNA3G5IE2961 | NH4A7 | 21 | | | | 100,000 | 0,00 % | NC | | | | 100,000 | 0 | 0 | 0 |
| ENAT4 HASSAN2022 C | TNQRS5G236GA1 | NH4C2 | 21 | | | | 100,000 | 0,00 % | NC | | | | 100,000 | 0 | 0 | 0 |
| ENAT12023 9,75%APP | TN6DQ00JBLT7 | NAF28 | 21 | | | | 100,000 | 0,00 % | NC | | | | 92,030 | 8 | 92 281 | 944 894 |
| ENT12023T+1,7% APP | TNBYTZTD1920 | NAV28 | 21 | | | | 91,000 | 0,00 % | NC | | | | 96,000 | 1 | 110 | 1 096 |
| ENAT1 2023 9,8% B | TNCGJF5TW027 | NBF30 | 21 | | | | 93,500 | 0,00 % | NC | | | | 93,500 | 0 | 0 | 0 |
| ENAT12023T+1,75% B | TN3C6DVEVM76 | NBV30 | 21 | | | | 100,000 | 0,00 % | NC | | | | 100,000 | 0 | 0 | 0 |
| ENAT1 2023 9,95% C | TNTKTE05CIW5 | NCF33 | 21 | | | | 99,000 | 0,00 % | NC | | | | 99,000 | 0 | 0 | 0 |
| ENAT1 2023T+1,95%C | TNHZAONAPWF9 | NCV33 | 21 | | | | 100,620 | 0,00 % | NC | | | | 100,620 | 0 | 0 | 0 |
| ENAT1HASSAN2023APP | TNJ775UL9423 | NHA28 | 21 | | | | 100,000 | 0,00 % | NC | | | | 100,000 | 0 | 0 | 0 |
| ENAT1 HASSAN2023 B | TN36Q8OXFK87 | NHB30 | 21 | | | | 100,000 | 0,00 % | NC | | | | 100,000 | 0 | 0 | 0 |
| ENAT22023 9,75%APP | TNNI3UPDY012 | NA2F8 | 21 | | | | 100,000 | 0,00 % | NC | 100,000 | | | 100,000 | 59 | 167 457 | 1 797 528 |
| ENT22023T+1,7% APP | TNHOFRXHS672 | NA2V8 | 21 | | | | 92,020 | 0,00 % | NC | | | | 92,010 | 1 | 144 | 1 422 |
| ENAT2 2023 9,8% B | TNCR2TMAK1K8 | NB2F0 | 21 | | | | 99,000 | 0,00 % | NC | | | | 99,000 | 0 | 0 | 0 |
| ENAT22023T+1,75% B | TNN50G7PX8W5 | NB2V0 | | | | | | | | | | | | | | |

| Séance du jour | | | | | | | | | | | | | | Année 2025 | | | |
|--------------------|------------------------------|---------------|-------|--------|----------|----------|-----------------|--------------|--------------|------------|-------------------|-----------|-----------|----------------|----------|----------|-----------------|
| Valeur | Emetteur | Code ISIN | MNEMO | Groupe | Echanges | Quantité | Capitaux en TND | Clôture en % | Var. du Jour | Indicateur | VWAP Vieille en % | VWAP en % | Var. VWAP | Ouverture en % | Echanges | Quantité | Capitaux en TND |
| BTE0930 5.85%AP20 | BTE | TN0001300607 | BE10B | 21 | | | | 100,000 | 0,00 % | NC | | | | 100,000 | 0 | 0 | 0 |
| BTE0232 6.25%P20 | BTE | TN0001300623 | BE11F | 21 | | | | 100,000 | 0,00 % | NC | | | | 100,000 | 0 | 0 | 0 |
| BTEB0127 11.5%P7-2 | BTE | TN0001300680 | BE9BF | 21 | | | | 100,000 | 0,00 % | NC | | | | 100,000 | 0 | 0 | 0 |
| BTEB0127T+3.25P7-2 | BTE | TN0001300698 | BE9BV | 21 | | | | 100,000 | 0,00 % | NC | | | | 100,000 | 0 | 0 | 0 |
| BSA0627 8.75% P5PP | BIAT | TN059Z110G78 | B22AF | 21 | | | | 100,000 | 0,00 % | NC | | | | 100,000 | 0 | 0 | 0 |
| BSA0627T+2.55%P5PP | BIAT | TN2XZZTDCR70 | B22AV | 21 | | | | 100,000 | 0,00 % | NC | | | | 100,000 | 0 | 0 | 0 |
| BSB0627 8.75% P5 | BIAT | TNBLRFH96SL4 | B22BF | 21 | | | | 100,130 | 0,00 % | NC | | | | 100,130 | 0 | 0 | 0 |
| BSB0627T+2.55% P5 | BIAT | TNUALDKV3BS3 | B22BV | 21 | | | | 100,000 | 0,00 % | NC | | | | 100,000 | 0 | 0 | 0 |
| BSC0627 9.15% IF5 | BIAT | TNODT45XV9P9 | B22CF | 21 | | | | 98,440 | 0,00 % | NC | | | | 98,440 | 0 | 0 | 0 |
| BSC0627T+2.95% IF5 | BIAT | TN9MG9S138K0 | B22CV | 21 | | | | 100,000 | 0,00 % | NC | | | | 99,970 | 2 | 127 | 13 390 |
| BSD0629 9.20% P7-2 | BIAT | TN8J8QFA4123 | B22DF | 21 | | | | 100,000 | 0,00 % | NC | | | | 100,000 | 0 | 0 | 0 |
| BSD0629 T+3% P7-2 | BIAT | TNGOJL11N67 | B22DV | 21 | | | | 100,000 | 0,00 % | NC | | | | 100,000 | 0 | 0 | 0 |
| BSE0629 9.45% IF7 | BIAT | TNPZ2BZUFO23 | B22EF | 21 | | | | 100,000 | 0,00 % | NC | | | | 100,000 | 0 | 0 | 0 |
| BSE0629T+3.25% IF7 | BIAT | TN4IAOG12753 | B22EV | 21 | | | | 100,000 | 0,00 % | NC | | | | 100,000 | 0 | 0 | 0 |
| BSF0632 9.60%P10-5 | BIAT | TNGQ611JKPR4 | B22FF | 21 | | | | 100,000 | 0,00 % | NC | | | | 100,000 | 0 | 0 | 0 |
| BSF0632T+3.35P10-5 | BIAT | TNDIUT047V9 | B22FV | 21 | | | | 100,180 | 0,00 % | NC | | | | 100,180 | 0 | 0 | 0 |
| BSG0632 9.70% IF10 | BIAT | TNFSFT39R800 | B22GF | 21 | | | | 100,760 | 0,00 % | NC | | | | 100,760 | 0 | 0 | 0 |
| BSG0632T+3.45%IF10 | BIAT | TNHD4NKEWF69 | B22GV | 21 | | | | 100,000 | 0,00 % | NC | | | | 100,000 | 0 | 0 | 0 |
| BHSB0425 7.85%P7-2 | BH BANK | TN0001901040 | B58BF | 21 | | | | 100,000 | 0,00 % | NC | | | | 100,000 | 0 | 0 | 0 |
| BHSB0425T+2.1%P7-2 | BH BANK | TN0001901057 | B58BV | 21 | | | | 100,000 | 0,00 % | NC | | | | 100,000 | 0 | 0 | 0 |
| BHS C0425 8% INF 7 | BH BANK | TN0001901065 | B58CF | 21 | | | | 100,000 | 0,00 % | NC | | | | 100,000 | 0 | 0 | 0 |
| BH SC0326 10.3P7-2 | BH BANK | TN0001901115 | B59CF | 21 | | | | 100,000 | 0,00 % | NC | | | | 100,000 | 0 | 0 | 0 |
| BH SC0326T+2.6P7-2 | BH BANK | TN0001901123 | B59CV | 21 | | | | 100,000 | 0,00 % | NC | | | | 100,000 | 0 | 0 | 0 |
| BHSA1026T+2.55P5-1 | BH BANK | TNSH8NXC1WC4 | B521A | 21 | | | | 101,370 | 0,00 % | NC | | | | 101,490 | 1 | 40 | 2 110 |
| BHSA1026T+2.7%INF5 | BH BANK | TNIHW049ARG5 | B521B | 21 | | | | 100,000 | 0,00 % | NC | | | | 100,000 | 0 | 0 | 0 |
| BH SC1028 9.1%P7-2 | BH BANK | TN0PIDORGAE6 | B521C | 21 | | | | 99,400 | 0,00 % | NC | | | | 99,240 | 1 | 246 | 20 200 |
| BHSD1028T+2.9%P7-2 | BH BANK | TNA4HARL4U05 | B521D | 21 | | | | 100,000 | 0,00 % | NC | | | | 100,000 | 0 | 0 | 0 |
| STB0528T+1.75%AP20 | STB | TN0002601003 | STB8C | 21 | | | | 100,000 | 0,00 % | NC | | | | 100,000 | 0 | 0 | 0 |
| STB0533 T+2.0%AP25 | STB | TN0002601011 | STB8D | 21 | | | | 100,000 | 0,00 % | NC | | | | 100,000 | 0 | 0 | 0 |
| STB SC1126 11%P7-2 | STB | TN0002601169 | S91CF | 21 | | | | 100,150 | 0,00 % | NC | | | | 100,150 | 0 | 0 | 0 |
| STBSC1126T+2.8P7-2 | STB | TN0002601177 | S91CV | 21 | | | | 100,000 | 0,00 % | NC | | | | 100,000 | 0 | 0 | 0 |
| STBSD1126 11,5%IF7 | STB | TN0002601185 | S891D | 21 | | | | 100,000 | 0,00 % | NC | | | | 100,000 | 0 | 0 | 0 |
| STB SA0425 10.5%P5 | STB | TN0002601201 | S20AF | 21 | | | | 100,000 | 0,00 % | NC | | | | 100,000 | 0 | 0 | 0 |
| STB SC0427 11%P7-2 | STB | TN0002601219 | S20CF | 21 | | | | 100,150 | 0,00 % | NC | | | | 100,150 | 0 | 0 | 0 |
| STBSE0425 11,3%CU5 | STB | TN0002601227 | S820E | 21 | | | | 100,000 | 0,00 % | NC | | | | 100,000 | 0 | 0 | 0 |
| STBSA0127 8.7% AP5 | STB | TNWQSOZM65V8 | S21AF | 21 | | | | 99,520 | 0,00 % | NC | | | | 99,520 | 0 | 0 | 0 |
| STBSA0127T+2.3%AP5 | STB | TN8X3GLYOR8 | S21AV | 21 | | | | 101,740 | 0,00 % | NC | | | | 99,300 | 1 | 80 | 3 292 |
| STBSB0127 8.95%IF5 | STB | TNTGLIP3KDL6 | S21BF | 21 | | | | 100,000 | 0,00 % | NC | | | | 100,000 | 0 | 0 | 0 |
| STBSB0127T+2.55IF5 | STB | TN4UMPL967X2 | S21BV | 21 | | | | 100,000 | 0,00 % | NC | | | | 100,000 | 0 | 0 | 0 |
| STBSC0127 9.1% AP5 | STB | TNXFR5BNBPM9 | S21CF | 21 | | | | 100,000 | 0,00 % | NC | | | | 100,000 | 0 | 0 | 0 |
| STBSC0127T+2.7%AP5 | STB | TN2MYCP047G7 | S21CV | 21 | | | | 100,000 | 0,00 % | NC | | | | 100,000 | 0 | 0 | 0 |
| STBSD0127 9.35%IF5 | STB | TNL6Z2LXMEP5 | S21DF | 21 | | | | 100,000 | 0,00 % | NC | | | | 100,000 | 0 | 0 | 0 |
| STBSE0127 8.7% AP5 | STB | TN0R77XCOAH0 | S21EF | 21 | | | | 100,000 | 0,00 % | NC | | | | 100,000 | 0 | 0 | 0 |
| BNASB0825 8.5%P7-2 | BNA | TN0003100773 | BNSBF | 21 | | | | 100,000 | 0,00 % | NC | | | | 100,000 | 0 | 0 | 0 |
| BNASB825T+2.25P7-2 | BNA | TN0003100781 | BNSBV | 21 | | | | 100,000 | 0,00 % | NC | | | | 100,000 | 0 | 0 | 0 |
| AB0528 7.0%AP20 | AB | TN0003400330 | ABS8B | 21 | | | | 100,000 | 0,00 % | NC | | | | 100,000 | 0 | 0 | 0 |
| AB0825 T+0.85%AP15 | AB | TN0003400405 | AB825 | 21 | | | | 100,000 | 0,00 % | NC | | | | 100,000 | 0 | 0 | 0 |
| AB SA0226 9% AP5PP | AB | TN0003400652 | ABS3A | 21 | | | | 98,500 | 0,00 % | NC | | | | 98,500 | 0 | 0 | 0 |
| AB SB0226 9.2% AP5 | AB | TN0003400660 | ABS3B | 21 | | | | 100,000 | 0,00 % | NC | | | | 99,200 | 1 | 20 000 | 400 605 |
| ABSC0228 9.4%AP7-2 | AB | TN0003400678 | ABS3C | 21 | | | | 100,000 | 0,00 % | NC | | | | 100,000 | 0 | 0 | 0 |
| AB SA0428T+2.7P7-2 | AB | TN0003400686 | ABS1A | 21 | | | | 100,000 | 0,00 % | NC | | | | 100,000 | 0 | 0 | 0 |
| AB SB0431T+2.8AP10 | AB | TN0003400694 | ABS1B | 21 | | | | 100,000 | 0,00 % | NC | | | | 100,000 | 0 | 0 | 0 |
| ABSA1028 10.05%AP5 | AB | TNDE9EH7SA12 | AB3AF | 21 | | | | 100,000 | 0,00 % | NC | | | | 100,000 | 2 | 11 500 | 945 221 |
| ABSA1028T+2.15%AP5 | AB | TNL8PGLUB9C93 | AB3AV | 21 | | | | 100,000 | 0,00 % | NC | | | | 100,000 | 0 | 0 | 0 |
| ABSC1030 10.2%P7-2 | AB | TN5PTKYMCD13 | AB3CF | 21 | | | | 100,000 | 0,00 % | NC | | | | 100,000 | 0 | 0 | 0 |
| ABSC1030T+2.3%P7-2 | AB | TNTMU1DJ45H4 | AB3CV | 21 | | | | 100,000 | 0,00 % | NC | | | | 100,000 | 0 | 0 | 0 |
| ABSD1030 10.3% IF7 | AB | TNOGGA4FRX47 | AB3DF | 21 | | | | 100,000 | 0,00 % | NC | | | | 100,000 | 0 | 0 | 0 |
| ABSD1030 T+2.4%IF7 | AB | TNR3ZRJWC984 | AB3DV | 21 | | | | 100,000 | 0,00 % | NC | | | | 100,000 | 0 | 0 | 0 |
| ATB0527T+1.75%AP20 | ATB | TN0003600491 | ATB7C | 21 | | | | 100,000 | 0,00 % | NC | | | | 100,000 | 0 | 0 | 0 |
| ATB0532T+2.0%AP25 | ATB | TN0003600509 | ATB7D | 21 | | | | 100,000 | 0,00 % | NC | | | | 100,000 | 0 | 0 | 0 |
| ATB0529 5.9%P20-5 | ATB | TN0003600582 | ATB82 | 21 | | | | 100,000 | 0,00 % | NC | | | | 100,000 | 0 | 0 | 0 |
| ATBSB0328T+2.1AP10 | ATB | TN0003600657 | ATBSB | 21 | | | | 100,000 | 0,00 % | NC | | | | 100,000 | 0 | 0 | 0 |
| UIB0729 5.85%AP20 | UIB | TN0003900248 | UB91C | 21 | | | | 95,000 | 0,00 % | NC | | | | 100,000 | 2 | 319 | 7 922 |
| UIB0831 6.3%P20 | UIB | TN0003900263 | U111B | 21 | | | | 90,200 | 0,00 % | NC | | | | 90,330 | 3 | 273 | 8 950 |
| UIB0133 6.70% AP20 | UIB | TN0003900305 | UB21C | 21 | | | | 100,000 | 0,00 % | NC | | | | 100,000 | 0 | 0 | 0 |
| BTK0230 5.85%P20 | BTK | TN0004620142 | BT9D | 21 | | | | 100,000 | 0,00 % | NC | | | | 100,000 | 0 | 0 | 0 |
| BTK0130 T+2.5% AP5 | BTK | TN3Z8BRRN997 | BTK24 | 21 | | | | 100,000 | 0,00 % | NC | | | | 100,000 | 0 | 0 | 0 |
| WIBIC0626 10.75%P7 | WIFACK INTERNATIONAL BANK | TN0007200199 | WB19C | 21 | | | | 98,000 | 0,00 % | NC | | | | 98,000 | 0 | 0 | 0 |
| WIB ID 0626 11%P7 | WIFACK INTERNATIONAL BANK | TN0007200207 | WB19D | 21 | | | | 95,000 | 0,00 % | NC | | | | 95,000 | 0 | 0 | 0 |
| WIB A 0128 9.25%P5 | WIFACK INTERNATIONAL BANK | TNR4CLXNS261 | WB22A | 21 | | | | 100,000 | 0,00 % | NC | | | | 100,000 | 0 | 0 | 0 |
| WIBB0130 9.75%P7-2 | WIFACK INTERNATIONAL BANK | TN6K3B3UUB12 | WB22B | 21 | | | | 100,000 | 0,00 % | NC | | | | 100,000 | 0 | 0 | 0 |
| WCO133 10.25%P10-2 | WIFACK INTERNATIONAL BANK | TNMC9HTIB5A4 | WB22C | 21 | | | | 100,000 | 0,00 % | NC | | | | 100,000 | 0 | 0 | 0 |
| ABC B0725 8.4%P7-2 | ABC TUNISIE | TN0007780034 | ABC8F | 21 | | | | 100,000 | 0,00 % | NC | | | | 100,000 | 0 | 0 | 0 |
| ABC B0725T+2.4P7-2 | ABC TUNISIE | TN0007780042 | ABC8V | 21 | | | | 100,000 | 0,00 % | NC | | | | 100,000 | 0 | 0 | 0 |
| ABCC0725T+2.5 INF7 | ABC TUNISIE | TN0007780059 | ABCCV | 21 | | | | 100,000 | 0,00 % | NC | | | | 100,000 | 0 | 0 | 0 |
| ABC A0625 11%AP5 | ABC TUNISIE | TN0007780067 | AC20A | 21 | | | | 100,000 | 0,00 % | NC | | | | 99,930 | 1 | 330 | 7 077 |
| ABC80627 11,5%P7-2 | ABC TUNISIE | TN0007780075 | AC20B | 21 | | | | 104,900 | 0,00 % | NC | | | | 104,900 | 0 | 0 | 0 |
| TL B0525 8.2% P7-2 | TUNISIE LEASING ET FACTORING | TN0002102010 | T81BF | 21 | | | | 100,000 | 0,00 % | NC | | | | 100,000 | 0 | 0 | 0 |
| TLFSB 0126 11%P7-2 | TUNISIE LEASING ET FACTORING | TN0002102085 | T85BF | 21 | | | | 100,600 | 0,00 % | NC | | | | 100,600 | 0 | 0 | 0 |
| TLFSB 0126T+3%P7-2 | TUNISIE LEASING ET FACTORING | TN0002102093 | T85BV | 21 | | | | 100,000 | 0,00 % | NC | | | | 100,000 | 0 | 0 | 0 |
| TL B0626 11,7%P7-2 | TUNISIE LEASING ET FACTORING | TN0002102127 | T91BF | 21 | | | | 102,630 | 0,00 % | NC | | | | 102,630 | 0 | 0 | 0 |
| TLS 0525 11.6% AP5 | TUNISIE LEASING ET FACTORING | TN0002102135 | T201F | 21 | | | | 101,500 | 0,00 % | NC | | | | 101,500 | 0 | 0 | 0 |
| TLS S0126 10,25%P5 | TUNISIE LEASING ET FACTORING | TN0002102143 | T205F | 21 | | | | 100,000 | 0,00 % | NC | | | | 100,000 | | | |

3 323 629

Capitaux traités sur l'année en TND

Cotation électronique

| Echanges | Quantité | Capitaux en TND |
|----------|----------|-----------------|
| 1 049 | 646 461 | 1 507 660 |

Répartition par catégorie de donneurs d'ordres

| Achat | Echanges | Quantité | Capitaux en TND | Capitaux en % |
|---------------|--------------|----------------|------------------|----------------|
| T. Libre | 984 | 610 570 | 1 424 300 | 94,47% |
| T. Géré | 64 | 34 891 | 81 200 | 5,39% |
| Etranger Géré | 1 | 1 000 | 2 160 | 0,14% |
| Total | 1 049 | 646 461 | 1 507 660 | 100,00% |

| Vente | Echanges | Quantité | Capitaux en TND | Capitaux en % |
|--------------|--------------|----------------|------------------|----------------|
| T. Libre | 905 | 571 738 | 1 332 036 | 88,35% |
| T. Géré | 144 | 74 723 | 175 624 | 11,65% |
| Total | 1 049 | 646 461 | 1 507 660 | 100,00% |

Cotation sur Panneaux : Les enchères

| Echanges | Quantité | Capitaux en TND |
|----------|----------|-----------------|
| 71 | 173 790 | 1 815 969 |

Répartition par catégorie de donneurs d'ordres

| Achat | Echanges | Quantité | Capitaux en TND | Capitaux en % |
|--------------|-----------|----------------|------------------|----------------|
| T.Géré | 20 | 139 574 | 924 698 | 50,92% |
| T.Libre | 51 | 34 216 | 891 271 | 49,08% |
| Total | 71 | 173 790 | 1 815 969 | 100,00% |

| Vente | Echanges | Quantité | Capitaux en TND | Capitaux en % |
|--------------|-----------|----------------|------------------|----------------|
| T.Géré | 21 | 140 469 | 1 104 861 | 60,84% |
| T.Libre | 50 | 33 321 | 711 108 | 39,16% |
| Total | 71 | 173 790 | 1 815 969 | 100,00% |

Le Marché Hors Cote : Activité par valeur sur le système de cotation électronique

| Séance du jour | | | | | | | | | | | | Année 2025 | | | | | |
|-------------------|--------------|-------|--------|-----------|---------------|-----------------|---------|--------------|------------|-------------|-------|------------|-----------|------------------|--------------|----------------|------------------|
| Valeur | Code ISIN | MNEMO | Groupe | Echanges | Quantité | Capitaux en TND | Clôture | Var. du Jour | Indicateur | VWAP Veille | VWAP | Var. VWAP | Ouverture | Rendement annuel | Echanges | Quantité | Capitaux en TND |
| SITEX | TN0004300307 | SITEX | 13 | | | | 3,850 | 0,00 % | NC | | | | 3,350 | 14,93 % | 5 | 957 | 3 694 |
| STE TUN. DU SUCRE | TN0006170013 | STS | 13 | | | | 10,150 | 0,00 % | NC | | | | 11,620 | -12,65 % | 10 | 252 | 2 837 |
| BNA ASSURANCES | TN0007680010 | AMI | 13 | 16 | 10 470 | 24 814 | 2,370 | 2,16 % | | 2,320 | 2,370 | 2,16 % | 2,450 | -3,27 % | 1 034 | 645 252 | 1 501 129 |
| Total | | | | 16 | 10 470 | 24 814 | | | | | | | | | 1 049 | 646 461 | 1 507 660 |

Lignes secondaires

| Séance du jour | | | | | | | | | | Année 2025 | | |
|-----------------------|--------------|-------|--------|----------|----------|-----------------|---------------|------------|--|------------|----------|-----------------|
| Emetteur / Valeur | Code ISIN | MNEMO | Groupe | Echanges | Quantité | Capitaux en TND | Dernier cours | Indicateur | | Echanges | Quantité | Capitaux en TND |
| BNA ASSURANCES | | | | | | | | | | | | |
| AMI DA 1/4 110817 | TN0007680044 | AMI17 | 33 | | | | | NC | | 0 | 0 | 0 |
| AMI DA27/35 241120 | TN0007680051 | AMI20 | 33 | | | | | NC | | 0 | 0 | 0 |
| Total | | | | 0 | 0 | 0 | | | | 0 | 0 | 0 |