

## Sommaire

## Page

**-Indicateurs de la séance & Activité des marchés**

2

**-Palmarès de la Séance**

3

**-Activité des marchés sur l'année**

4

**-Le Marché Principal**

5

· Activité sur l'année par compartiment et par groupe de cotation

5

· Activité détaillée par valeur

6

· Répartition du volume des transactions sur l'année par catégorie de donneurs d'ordres

8

**-Le Marché Obligataire**

10

**-Le Marché Hors-cote**

13

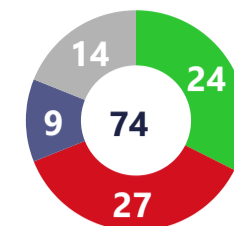
| Capitaux traités en TND  |                          |          |
|--------------------------|--------------------------|----------|
| Séance du jour           | Cumul annuel 2025        |          |
| 5 677 698                | 433 544 029              | 14,19 %  |
| Total                    | Total                    |          |
| 5 311 782                | 269 709 127              | 27,08 %  |
| Cote : Titres de Capital | Cote : Titres de Capital |          |
| 41 705                   | 43 459 398               | 53,71 %  |
| Cote : Titres de créance | Cote : Titres de créance |          |
| 43 662                   | 2 916 394                | 157,63 % |
| Hors Cote                | Hors Cote                |          |
| 280 549                  | 117 120 099              | -15,15 % |
| Enregistrements          | Enregistrements          |          |
| 0                        | 339 010                  | 216,53K% |
| Déclarations             | Déclarations             |          |

| Quantités traitées      |                         |            |
|-------------------------|-------------------------|------------|
| Séance du jour          | Cumul annuel 2025       |            |
| 585 158                 | 46 893 588              | 75,67 %    |
| Total                   | Total                   |            |
| 583 369                 | 34 249 108              | 62,47 %    |
| Cote: Titres de capital | Cote: Titres de capital |            |
| 40                      | 1 242 924               | 118,05 %   |
| Cote: Titres de Créance | Cote: Titres de créance |            |
| 298                     | 688 173                 | 353,95 %   |
| Hors Cote               | Hors cote               |            |
| 1 451                   | 10 712 614              | 118,94 %   |
| Enregistrements         | Enregistrements         |            |
| 0                       | 769                     | 15280,00 % |
| Déclarations            | Déclarations            |            |

| Nombre de Transactions   |                          |          |
|--------------------------|--------------------------|----------|
| Séance du jour           | Cumul annuel 2025        |          |
| 1 932                    | 89 535                   | 59,89 %  |
| Total                    | Total                    |          |
| 1 918                    | 88 162                   | 61,93 %  |
| Cote: Titres de capital  | Cote: Titres de capital  |          |
| 1                        | 189                      | -80,56 % |
| Cote : Titres de créance | Cote : Titres de créance |          |
| 10                       | 954                      | 204,79 % |
| Hors cote                | Hors cote                |          |
| 3                        | 228                      | -14,93 % |
| Enregistrements          | Enregistrements          |          |
| 0                        | 2                        | 100,00 % |
| Déclarations             | Déclarations             |          |

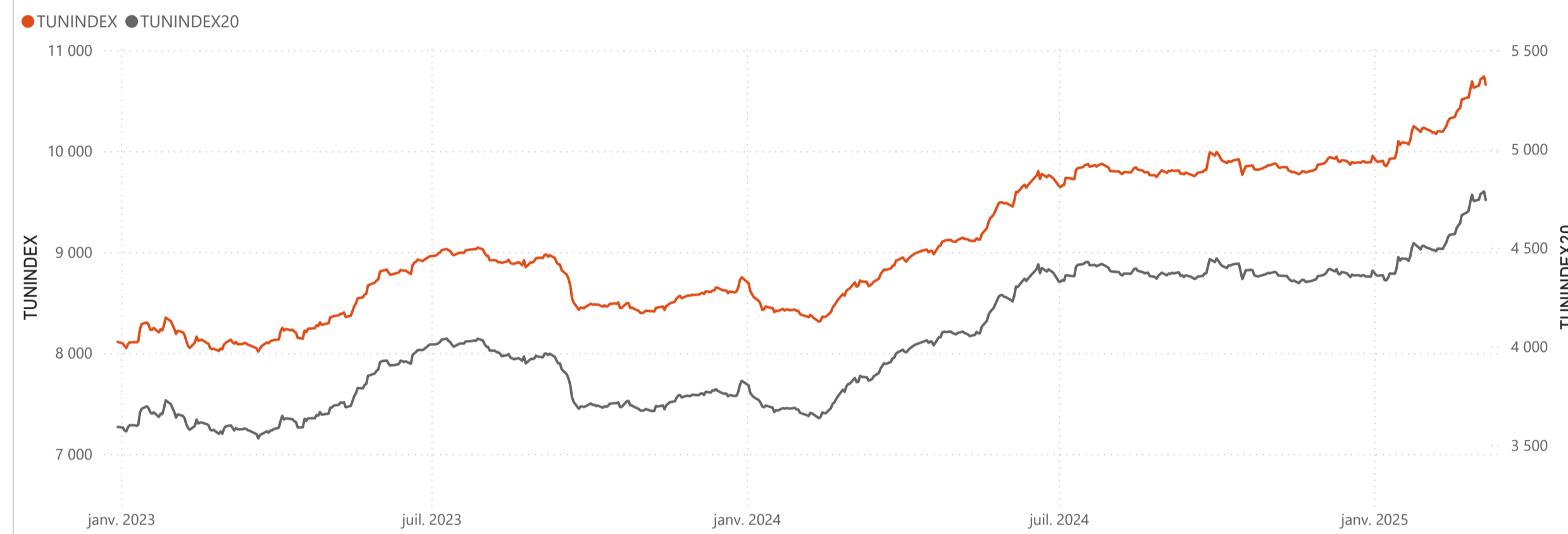
| Cap. Boursière en MD |               |
|----------------------|---------------|
| 28 223               |               |
| -0,74 %              | 6,63 %        |
| Var. Jour            | Var. annuelle |

| Marchés          | Echanges Bloc | Quantité Bloc | Capitaux Bloc | Echanges | Quantité | Capitaux en TND |
|------------------|---------------|---------------|---------------|----------|----------|-----------------|
| Marché Principal | 0             | 0             | 0             | 1 918    | 583 369  | 5 311 782       |

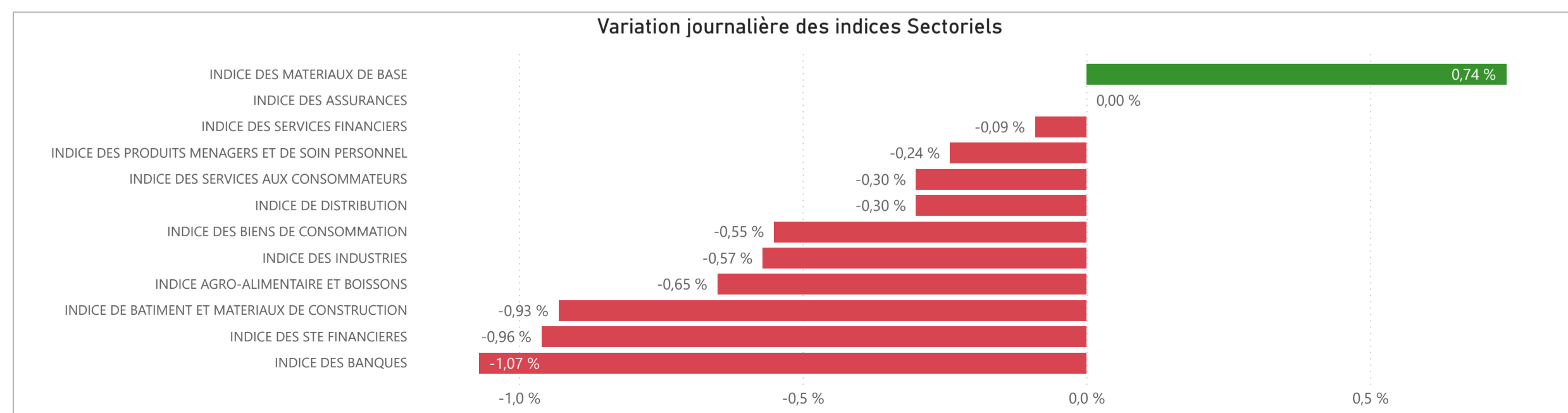


● Hausse ● Baisse ● Inchangé ● NC ● Suspendu

| TUNINDEX  | -0,76 %      | 7,08 %     | Plus haut de l'année | Plus bas de l'année | TUNINDEX20 | -0,92 %      | 8,16 %     | Plus haut de l'année | Plus bas de l'année |
|-----------|--------------|------------|----------------------|---------------------|------------|--------------|------------|----------------------|---------------------|
| 10 658,33 | Var. du Jour | Var. année | 10 739,61            | 9 852,65            | 4 741,48   | Var. du Jour | Var. année | 4 785,36             | 4 334,94            |
|           |              |            | 06/03/2025           | 08/01/2025          |            |              |            | 06/03/2025           | 08/01/2025          |



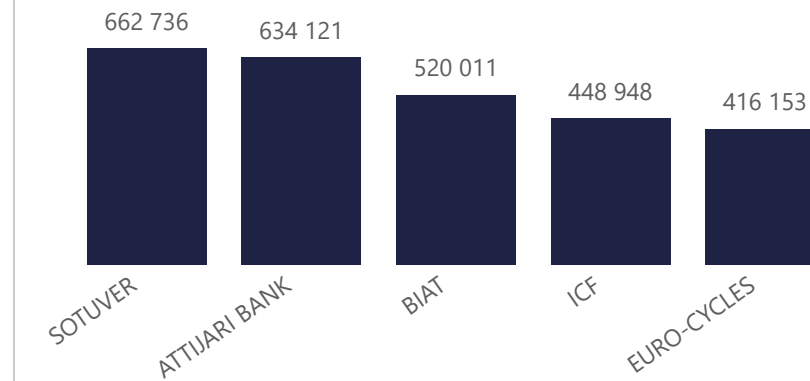
| INDICES SECTORIELS                                | Indice du Jour | Indice Veille | Var. du Jour | Var. sur l'année | Poids dans TUNINDEX | Plus haut de l'année | Plus bas de l'année |
|---|----------------|---------------|--------------|------------------|---------------------|----------------------|---------------------|
| INDICE DES STE FINANCIERES                        | 8 122,86       | 8 201,79      | -0,96 %      | 8,69 %           | 61,18 %             | 06/03/2025           | 8 201,79            |
| INDICE DES BANQUES                                | 7 591,09       | 7 672,97      | -1,07 %      | 9,54 %           | 54,83 %             | 06/03/2025           | 7 672,97            |
| INDICE DES ASSURANCES                             | 14 487,51      | 14 488,05     | 0,00 %       | -4,77 %          | 3,04 %              | 13/01/2025           | 15 269,46           |
| INDICE DES SERVICES FINANCIERS                    | 13 600,12      | 13 612,28     | -0,09 %      | 8,74 %           | 3,31 %              | 06/03/2025           | 13 612,28           |
| INDICE DES SERVICES AUX CONSOMMATEURS             | 3 436,02       | 3 446,28      | -0,30 %      | 9,84 %           | 3,41 %              | 05/03/2025           | 3 454,87            |
| INDICE DE DISTRIBUTION                            | 5 413,43       | 5 429,61      | -0,30 %      | 9,84 %           | 3,41 %              | 05/03/2025           | 5 443,13            |
| INDICE DES BIENS DE CONSOMMATION                  | 8 542,76       | 8 589,99      | -0,55 %      | 5,64 %           | 20,95 %             | 27/02/2025           | 8 616,97            |
| INDICE AGRO-ALIMENTAIRE ET BOISSONS               | 10 424,18      | 10 492,19     | -0,65 %      | 5,70 %           | 15,86 %             | 27/02/2025           | 10 508,96           |
| INDICE DES PRODUITS MENAGERS ET DE SOIN PERSONNEL | 2 799,06       | 2 805,85      | -0,24 %      | 5,45 %           | 5,09 %              | 04/03/2025           | 2 881,35            |
| INDICE DES INDUSTRIES                             | 1 842,16       | 1 852,77      | -0,57 %      | 0,27 %           | 10,58 %             | 14/02/2025           | 1 868,46            |
| INDICE DE BATIMENT ET MATERIAUX DE CONSTRUCTION   | 805,26         | 812,83        | -0,93 %      | -0,63 %          | 4,20 %              | 14/01/2025           | 838,63              |
| INDICE DES MATERIAUX DE BASE                      | 5 592,81       | 5 551,88      | 0,74 %       | 9,53 %           | 2,51 %              | 07/03/2025           | 5 592,81            |



## Valeurs les plus actives

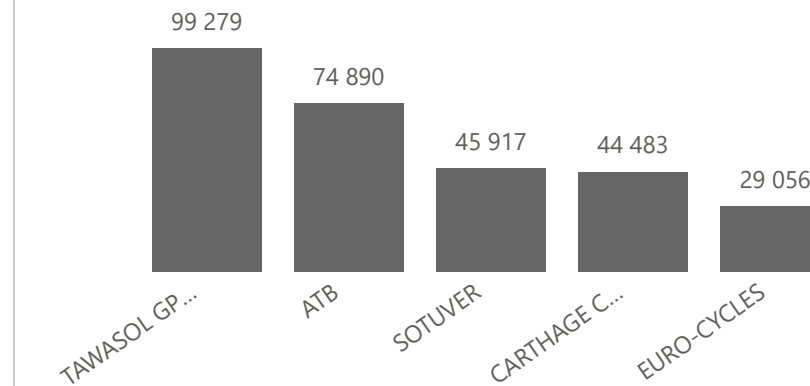
| Valeur        | Compartiment | Groupe | Capitaux en TND |
|---------------|--------------|--------|-----------------|
| SOTUVER       | A            | 11     | 662 736         |
| ATTIJARI BANK | A            | 11     | 634 121         |
| BIAT          | A            | 11     | 520 011         |
| ICF           | B            | 11     | 448 948         |
| EURO-CYCLES   | B            | 11     | 416 153         |

### Capitaux en TND



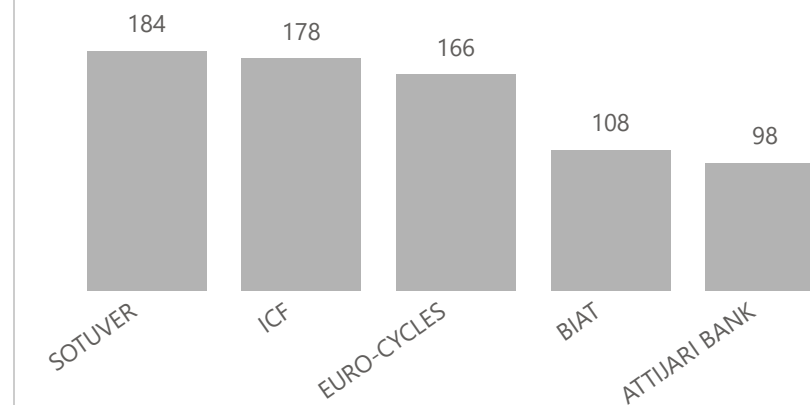
| Valeur             | Compartiment | Groupe | Quantité |
|--------------------|--------------|--------|----------|
| TAWASOL GP HOLDING | S            | 99     | 99 279   |
| ATB                | A            | 11     | 74 890   |
| SOTUVER            | A            | 11     | 45 917   |
| CARTHAGE CEMENT    | A            | 11     | 44 483   |
| EURO-CYCLES        | B            | 11     | 29 056   |

### Quantité



| Valeur        | Compartiment | Groupe | Echanges |
|---------------|--------------|--------|----------|
| SOTUVER       | A            | 11     | 184      |
| ICF           | B            | 11     | 178      |
| EURO-CYCLES   | B            | 11     | 166      |
| BIAT          | A            | 11     | 108      |
| ATTIJARI BANK | A            | 11     | 98       |

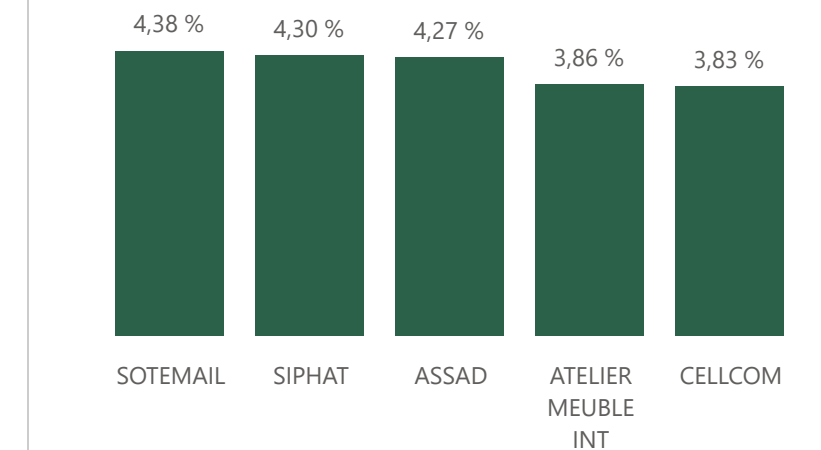
### Echanges



## Principaux écarts

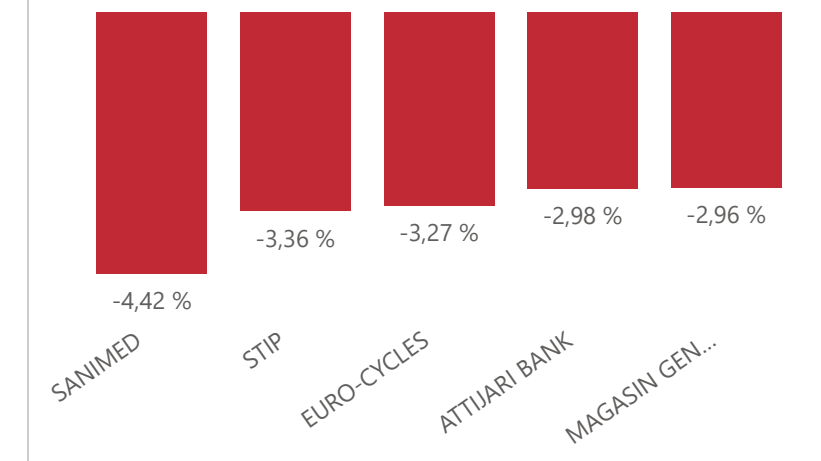
| Valeur             | Groupe | Cours de Clôture | Var. du Jour |
|--------------------|--------|------------------|--------------|
| SOTEMAIL           | 99     | 2,860            | 4,38 %       |
| SIPHAT             | 99     | 4,120            | 4,30 %       |
| ASSAD              | 99     | 1,220            | 4,27 %       |
| ATELIER MEUBLE INT | 11     | 6,450            | 3,86 %       |
| CELLCOM            | 12     | 2,170            | 3,83 %       |

### Top 5 hausses



| Valeur          | Groupe | Cours de Clôture | Var. du Jour |
|-----------------|--------|------------------|--------------|
| SANIMED         | 12     | 1,080            | -4,42 %      |
| STIP            | 99     | 2,300            | -3,36 %      |
| EURO-CYCLES     | 11     | 14,200           | -3,27 %      |
| ATTIJARI BANK   | 11     | 68,400           | -2,98 %      |
| MAGASIN GENERAL | 12     | 6,890            | -2,96 %      |


### Top 5 baisses



| Marchés                   | Echanges cumulés 2025 | Echanges cumulés 2024 | Variation | Quantité cumulée 2025 | Quantité cumulée 2024 | Variation  | Capitaux cumulés 2025 en TND | Capitaux cumulés 2024 en TND | Variation   |
|---------------------------|-----------------------|-----------------------|-----------|-----------------------|-----------------------|------------|------------------------------|------------------------------|-------------|
| Cote : Titres de Capital  | 88 162                | 54 445                | 61,93 %   | 34 249 108            | 21 079 689            | 62,47 %    | 269 709 127                  | 212 233 921                  | 27,08 %     |
| Cote : Titres de Créances | 189                   | 972                   | -80,56 %  | 1 242 924             | 570 012               | 118,05 %   | 43 459 398                   | 28 272 998                   | 53,71 %     |
| Hors Cote                 | 954                   | 313                   | 204,79 %  | 688 173               | 151 597               | 353,95 %   | 2 916 394                    | 1 132 017                    | 157,63 %    |
| Enregistrements           | 228                   | 268                   | -14,93 %  | 10 712 614            | 4 893 032             | 118,94 %   | 117 120 099                  | 138 038 058                  | -15,15 %    |
| Déclarations              | 2                     | 1                     | 100,00 %  | 769                   | 5                     | 15280,00 % | 339 010                      | 156                          | 216526,86 % |
| Total                     | 89 535                | 55 999                | 59,89 %   | 46 893 588            | 26 694 335            | 75,67 %    | 433 544 029                  | 379 677 151                  | 14,19 %     |

### Evolution des capitaux traités en TND 2025/2024

● Capitaux 2025 ● Capitaux 2024



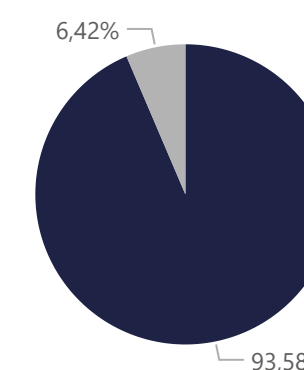
269 709 127

Capitaux traités en TND

| Marché                   | Echanges | Quantité   | Capitaux en TND |
|--------------------------|----------|------------|-----------------|
| Cote : Titres de Capital | 88 162   | 34 249 108 | 269 709 127     |

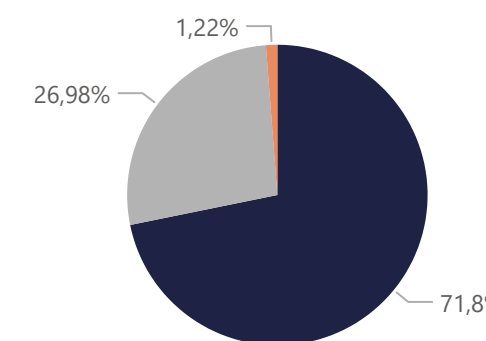
Répartition du volume entre Carnet d'ordres central et Marché de blocs

| Marché                  | Echanges      | Quantité          | Capitaux en TND    | Capitaux en %  |
|-------------------------|---------------|-------------------|--------------------|----------------|
| Carnet d'ordres Central | 88 158        | 31 960 022        | 252 384 750        | 93,58%         |
| Marché de Blocs         | 4             | 2 289 086         | 17 324 377         | 6,42%          |
| <b>Total</b>            | <b>88 162</b> | <b>34 249 108</b> | <b>269 709 127</b> | <b>100,00%</b> |



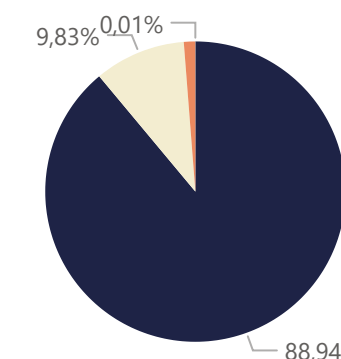
Répartition du volume par Compartiment

| Compartiment | Echanges      | Quantité          | Capitaux en TND    | Capitaux en %  |
|--------------|---------------|-------------------|--------------------|----------------|
| A            | 54 805        | 21 179 575        | 193 654 198        | 71,80%         |
| B            | 29 593        | 8 232 467         | 72 764 697         | 26,98%         |
| S            | 3 764         | 4 837 066         | 3 290 233          | 1,22%          |
| <b>Total</b> | <b>88 162</b> | <b>34 249 108</b> | <b>269 709 127</b> | <b>100,00%</b> |



Répartition du volume par Groupe de cotation

| Groupe de cotation | Echanges      | Quantité          | Capitaux en TND    | Capitaux en %  |
|--------------------|---------------|-------------------|--------------------|----------------|
| 11                 | 78 344        | 25 908 171        | 239 867 934        | 88,94%         |
| 12                 | 3 414         | 3 484 865         | 26 511 722         | 9,83%          |
| 99                 | 3 723         | 4 836 651         | 3 290 219          | 1,22%          |
| 32                 | 2 681         | 19 421            | 39 252             | 0,01%          |
| <b>Total</b>       | <b>88 162</b> | <b>34 249 108</b> | <b>269 709 127</b> | <b>100,00%</b> |

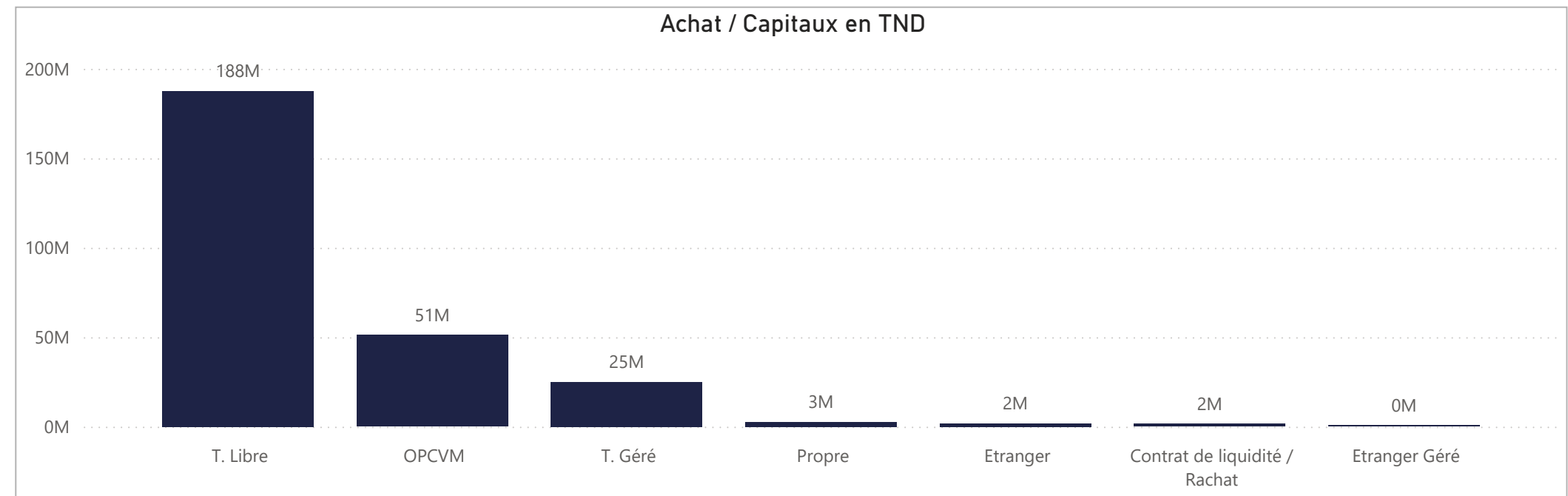


| Séance du jour                       |              |       |              |        |                  |                    |                      |                |               |               |                      |            |                |                  |         |              |            |             |         | Année 2025 |           |                  |                  |                   |                      |                  |                   |                 |
|--------------------------------------|--------------|-------|--------------|--------|------------------|--------------------|----------------------|----------------|---------------|---------------|----------------------|------------|----------------|------------------|---------|--------------|------------|-------------|---------|------------|-----------|------------------|------------------|-------------------|----------------------|------------------|-------------------|-----------------|
| SECTEUR/VALEUR                       | Code ISIN    | MNEMO | Compartiment | Groupe | Mode de Cotation | Titres Admis       | Cap. Boursière en MD | Cap. B En %    | Echanges Bloc | Quantité Bloc | Capitaux Bloc en TND | Echanges   | Quantité       | Capitaux en TND  | Clôture | Var. du Jour | Indicateur | VWAP Veille | VWAP    | Var. VWAP  | Ouverture | Rendement annuel | Echanges Bloc    | Quantité Bloc     | Capitaux Bloc en TND | Echanges         | Quantité          | Capitaux en TND |
| <b>BANQUES</b>                       |              |       |              |        |                  | <b>838 256 529</b> | <b>13 106,50</b>     | <b>46,44 %</b> | <b>0</b>      | <b>0</b>      | <b>0</b>             | <b>434</b> | <b>134 198</b> | <b>1 825 792</b> |         |              |            |             |         |            |           | <b>0</b>         | <b>0</b>         | <b>0</b>          | <b>18 252</b>        | <b>7 425 116</b> | <b>91 849 612</b> |                 |
| BIAT                                 | TN0001800457 | BIAT  | A            | 11     | Continu          | 40 800 000         | 4 120,80             | 14,60 %        |               |               |                      | 108        | 5 135          | 520 011          | 101,000 | -2,18 %      |            | 102,974     | 101,268 | -1,66 %    | 93,830    | 7,64 %           |                  | 2 152             | 138 614              | 13 481 924       |                   |                 |
| ATTIJARI BANK                        | TN0001600154 | TJARI | A            | 11     | Continu          | 42 000 000         | 2 872,80             | 10,18 %        |               |               |                      | 98         | 9 160          | 634 121          | 68,400  | -2,98 %      |            | 70,047      | 69,227  | -1,17 %    | 51,500    | 32,82 %          |                  | 3 462             | 321 896              | 19 794 769       |                   |                 |
| BT                                   | TN0002200053 | BT    | A            | 11     | Continu          | 270 000 000        | 1 385,10             | 4,91 %         |               |               |                      | 21         | 9 682          | 49 003           | 5,130   | 1,38 %       |            | 5,062       | 5,061   | -0,02 %    | 5,190     | -1,16 %          |                  | 1 501             | 1 391 158            | 7 004 568        |                   |                 |
| AMEN BANK                            | TN0003400058 | AB    | A            | 11     | Continu          | 34 920 000         | 1 333,94             | 4,73 %         |               |               |                      | 75         | 5 980          | 228 235          | 38,200  | -1,80 %      |            | 38,726      | 38,166  | -1,45 %    | 36,900    | 3,52 %           |                  | 3 319             | 799 979              | 29 655 002       |                   |                 |
| UIB                                  | TN0003900107 | UIB   | A            | 11     | Continu          | 32 560 000         | 739,11               | 2,62 %         |               |               |                      | 6          | 1 752          | 39 646           | 22,700  | 0,00 %       |            | 22,698      | 22,629  | -0,30 %    | 22,300    | 1,79 %           |                  | 376               | 90 983               | 2 044 686        |                   |                 |
| BH BANK                              | TN0001900604 | BH    | A            | 11     | Continu          | 47 600 000         | 642,60               | 2,28 %         |               |               |                      | 9          | 339            | 4 528            | 13,500  | 3,05 %       |            | 12,806      | 13,357  | 4,30 %     | 12,700    | 6,30 %           |                  | 437               | 64 732               | 844 971          |                   |                 |
| BNA                                  | TN0003100609 | BNA   | A            | 11     | Continu          | 64 000 000         | 558,72               | 1,98 %         |               |               |                      | 22         | 6 372          | 55 525           | 8,730   | -0,11 %      |            | 8,673       | 8,714   | 0,47 %     | 8,180     | 6,72 %           |                  | 2 114             | 972 639              | 8 090 824        |                   |                 |
| STB                                  | TN0002600955 | STB   | A            | 11     | Continu          | 155 375 000        | 473,89               | 1,68 %         |               |               |                      | 33         | 20 370         | 61 414           | 3,050   | 1,67 %       |            | 3,001       | 3,015   | 0,47 %     | 2,970     | 2,69 %           |                  | 2 927             | 2 392 152            | 6 568 713        |                   |                 |
| UBCI                                 | TN0002400505 | UBCI  | A            | 12     | Fixing           | 20 001 529         | 408,03               | 1,45 %         |               |               |                      |            |                |                  | 20,400  | 0,00 %       | NC         |             |         |            |           |                  |                  | 65                | 30 518               | 622 319          |                   |                 |
| ATB                                  | TN0003600350 | ATB   | A            | 11     | Continu          | 100 000 000        | 311,00               | 1,10 %         |               |               |                      | 53         | 74 890         | 231 249          | 3,110   | 0,97 %       |            | 3,079       | 3,088   | 0,29 %     | 2,800     | 11,07 %          |                  | 1 517             | 1 150 575            | 3 241 500        |                   |                 |
| WIFACK INT BANK                      | TN0007200017 | WIFAK | A            | 11     | Continu          | 30 000 000         | 256,50               | 0,91 %         |               |               |                      | 1          | 2              | 17               | 8,550   | -0,58 %      |            |             | 8,550   |            |           | 9,000            | -5,00 %          |                   | 203                  | 47 865           | 412 567           |                 |
| BTE (ADP)                            | TN0001300557 | BTE   | B            | 12     | Fixing           | 1 000 000          | 4,00                 | 0,01 %         |               |               |                      | 8          | 516            | 2 042            | 4,000   | 2,04 %       |            | 3,920       | 3,958   | 0,97 %     | 3,350     | 19,40 %          |                  | 179               | 24 005               | 87 769           |                   |                 |
| <b>AGRO ALIMENTAIRE ET BOISSONS</b>  |              |       |              |        |                  | <b>516 820 147</b> | <b>5 989,80</b>      | <b>21,22 %</b> | <b>0</b>      | <b>0</b>      | <b>0</b>             | <b>176</b> | <b>43 942</b>  | <b>502 607</b>   |         |              |            |             |         |            |           | <b>0</b>         | <b>0</b>         | <b>0</b>          | <b>8 259</b>         | <b>2 033 896</b> | <b>25 950 956</b> |                 |
| SFBT                                 | TN0001100254 | SFBT  | A            | 11     | Continu          | 268 125 000        | 3 182,64             | 11,28 %        |               |               |                      | 85         | 21 875         | 259 349          | 11,870  | -1,00 %      |            | 11,914      | 11,856  | -0,49 %    | 11,600    | 2,33 %           |                  | 3 622             | 1 070 750            | 12 605 589       |                   |                 |
| POULINA GP HOLDING                   | TN0005700018 | PGH   | A            | 11     | Continu          | 180 003 600        | 1 584,03             | 5,61 %         |               |               |                      | 42         | 14 959         | 131 691          | 8,800   | -0,34 %      |            | 8,793       | 8,803   | 0,11 %     | 8,680     | 1,38 %           |                  | 1 770             | 353 133              | 3 046 207        |                   |                 |
| DELICE HOLDING                       | TN0007670011 | DH    | A            | 11     | Continu          | 54 907 262         | 1 076,18             | 3,81 %         |               |               |                      | 32         | 4 036          | 79 028           | 19,600  | 0,00 %       |            | 19,545      | 19,581  | 0,18 %     | 16,090    | 21,81 %          |                  | 2 242             | 493 322              | 9 068 972        |                   |                 |
| LAND OR                              | TN0007510019 | LNDOR | B            | 11     | Continu          | 13 784 285         | 146,94               | 0,52 %         |               |               |                      | 17         | 3 072          | 32 540           | 10,660  | 0,66 %       |            | 10,549      | 10,592  | 0,41 %     | 10,350    | 3,00 %           |                  | 625               | 116 691              | 1 230 187        |                   |                 |
| <b>DISTRIBUTION</b>                  |              |       |              |        |                  | <b>194 111 628</b> | <b>1 501,95</b>      | <b>5,32 %</b>  | <b>0</b>      | <b>0</b>      | <b>0</b>             | <b>141</b> | <b>19 508</b>  | <b>211 904</b>   |         |              |            |             |         |            |           | <b>3</b>         | <b>2 255 000</b> | <b>15 807 550</b> | <b>9 122</b>         | <b>4 887 622</b> | <b>37 345 615</b> |                 |
| ARTES                                | TN0007300015 | ARTES | A            | 11     | Continu          | 38 250 000         | 390,15               | 1,38 %         |               |               |                      | 21         | 3 083          | 31 426           | 10,200  | -0,78 %      |            | 10,261      | 10,193  | -0,66 %    | 8,200     | 24,39 %          |                  | 2 137             | 883 033              | 8 910 211        |                   |                 |
| ENNAKL AUTOMOBILES                   | TN0007410012 | NAKL  | A            | 11     | Continu          | 30 000 000         | 347,70               | 1,23 %         |               |               |                      | 11         | 596            | 6 781            | 11,590  | -0,09 %      |            | 11,643      | 11,378  | -2,28 %    | 10,610    | 9,24 %           |                  | 327               | 37 957               | 419 410          |                   |                 |
| CITY CARS                            | TN0007550015 | CITY  | A            | 11     | Continu          | 18 000 000         | 273,60               | 0,97 %         |               |               |                      | 18         | 2 824          | 42 468           | 15,200  | -0,33 %      |            | 15,001      | 15,038  | 0,25 %     | 12,700    | 19,69 %          |                  | 952               | 147 142              | 2 070 783        |                   |                 |
| SMART TUNISIE                        | TNQPQXRODTH8 | SMART | B            | 11     | Continu          | 10 123 443         | 134,44               | 0,48 %         |               |               |                      | 40         | 6 731          | 88 290           | 13,280  | -1,19 %      |            | 13,098      | 13,117  | 0,15 %     | 13,650    | -2,71 %          |                  | 1 530             | 240 957              | 3 210 759        |                   |                 |
| MAGASIN GENERAL                      | TN0006440010 | MAG   | B            | 12     | Fixing           | 15 777 070         | 108,70               | 0,39 %         |               |               |                      | 11         | 500            | 3 445            | 6,890   | -2,96 %      |            | 7,100       | 6,890   | -2,96 %    | 6,990     | -1,43 %          | 3                | 2 255 000         | 15 807 550           | 79               | 2 259 351         | 15 838 422      |
| MONOPRIX                             | TN0001000108 | MNP   | B            | 12     | Fixing           | 25 345 736         | 93,78                | 0,33 %         |               |               |                      | 6          | 700            | 2 570            | 3,700   | 2,78 %       |            | 3,623       | 3,671   | 1,32 %     | 3,550     | 4,23 %           |                  | 190               | 44 366               | 155 201          |                   |                 |
| SOTUMAG                              | TN0006580013 | MGR   | B            | 11     | Continu          | 13 200 000         | 83,03                | 0,29 %         |               |               |                      | 4          | 803            | 5 019            | 6,290   | 0,48 %       |            | 6,260       | 6,250   | -0,16 %    | 6,990     | 0,64 %           |                  | 695               | 246 465              | 1 547 775        |                   |                 |
| STA                                  | TNNGTFLC2986 | STA   | B            | 11     | Continu          | 2 000 000          | 45,72                | 0,16 %         |               |               |                      | 24         | 1 124          | 25 483           | 22,860  | 0,09 %       |            | 22,864      | 22,672  | -0,84 %    | 21,000    | 8,86 %           |                  | 2 076             | 201 372              | 4 387 008        |                   |                 |
| UADH                                 | TN0007690019 | UADH  | S            | 99     | Fixing           | 36 953 847         | 15,15                | 0,05 %         |               |               |                      |            |                |                  | 0,410   | 2,50 %       | H          | 0,400       |         |            | 0,540     | -24,07 %         |                  | 521               | 585 988              | 277 572          |                   |                 |
| CELLCOM                              | TN0007590011 | CELL  | B            | 12     | Fixing           | 4 461 532          | 9,68                 | 0,03 %         |               |               |                      | 6          | 3 147          | 6 422            | 2,170   | 3,83 %       |            | 2,066       | 2,041   | -1,21 %    | 2,340     | -7,26 %          |                  | 615               | 240 991              | 528 473          |                   |                 |
| <b>BIENS ET SERVICES INDUSTRIELS</b> |              |       |              |        |                  | <b>135 098 475</b> | <b>1 340,93</b>      | <b>4,75 %</b>  | <b>0</b>      | <b>0</b>      | <b>0</b>             | <b>256</b> | <b>83 649</b>  | <b>899 824</b>   |         |              |            |             |         |            |           | <b>0</b>         | <b>0</b>         | <b>0</b>          | <b>8 857</b>         | <b>2 886 791</b> | <b>27 238 530</b> |                 |
| ONE TECH HOLDING                     | TN0007530017 | OTH   | A            | 11     | Continu          | 80 400 000         | 724,40               | 2,57 %         |               |               |                      | 61         | 19 677         | 176 550          | 9,010   | -0,11 %      |            | 8,973       | 8,972   | -0,01 %    | 9,300     | -3,12 %          |                  | 4 491             | 1 392 905            | 12 667 119       |                   |                 |
| SOTUVER                              | TN0006560015 | SOTUV | A            | 11     | Continu          | 39 254 475         | 564,48               | 2,00 %         |               |               |                      | 184        | 45 917         | 662 736          | 14,380  | -0,83 %      |            | 14,555      | 14,433  | -0,84 %    | 12,610    | 14,04 %          |                  | 3 453             | 951 376              | 12 712 377       |                   |                 |
| SIAME                                | TN0006590012 | SIAME | B            | 11     | Continu          | 15 444 000         | 52,05                | 0,18 %         |               |               |                      | 11         | 18 055         | 60 538           | 3,370   | -0,88 %      |            | 3,387       | 3,353   | -1,00 %    | 3,580     | -5,87 %          |                  | 913               | 542 510              | 1 859 034        |                   |                 |
| <b>ASSURANCE</b>                     |              |       |              |        |                  | <b>60 467 693</b>  | <b>1 313,21</b>      | <b>4,65 %</b>  | <b>0</b>      | <b>0</b>      | <b>0</b>             | <b>18</b>  | <b>4 797</b>   | <b>79 205</b>    |         |              |            |             |         |            |           | <b>1</b>         | <b>34 086</b>    | <b>1 516 827</b>  | <b>1 038</b>         | <b>184 573</b>   | <b>3 833 181</b>  |                 |
| STAR                                 | TN0006060016 | STAR  | A            | 12     | Fixing           | 2 307 693          | 374,98               | 1,33 %         |               |               |                      | 5          | 320            | 52 000           | 162,490 | 0,30 %       |            | 162,000     | 162,499 | 0,31 %     | 178,000   | -8,71 %          |                  | 142               | 7 091                | 1 177 290        |                   |                 |
| ASTREE                               | TN0003000452 | AST   | A            | 12     | Fixing           | 6 000 000          | 270,00               | 0,96 %         |               |               |                      |            |                |                  | 45,000  | 0,00 %       | NC         |             |         |            | 46,000    | -2,17 %          | 1                | 34 086            | 1 516 827            | 38               | 35 596            | 1 584 439       |
| ASSUR MAGHREBIA                      | TN0007830011 | ASSMA | A            | 12     | Fixing           | 4 500 000          | 225,00               | 0,80 %         |               |               |                      | 1          | 12             | 600              | 50,010  | -1,24 %      |            | 50,640      | 50,010  | -1,24 %    | 51,480    | -2,86 %          |                  | 317               | 3 626                | 184 835          |                   |                 |
| TUNIS RE                             | TN0007380017 | TRE   | B            | 11     | Continu          | 20 000 000         | 158,00               | 0,56 %         |               |               |                      |            |                |                  | 7,900   | 0,00 %       | NC         | 7,900       |         |            | 8,200     | -3,66 %          |                  | 183               | 28 234               | 220 048          |                   |                 |
| ASSU MAGHREBIA VIE                   | TNDKJ8068X14 | AMV   | B            | 11     | Continu          | 25 000 000         | 149,00               | 0,53 %         |               |               |                      | 12         | 4 465          | 26 605           | 5,960   | 0,17 %       |            | 5,844       | 5,959   | 1,97 %     | 6,150     | -3,09 %          |                  | 355               | 109 966              | 663 553          |                   |                 |
| BH ASSURANCE                         | TN0006550016 | BHASS | B            | 12     | Fixing           | 2 660 000          | 136,19               | 0,48 %         |               |               |                      |            |                |                  | 51,200  | 0,00 %       | NC         | 51,200      |         |            | 49,000    | 4,49 %           |                  | 3                 | 60                   | 3 017            |                   |                 |
| <b>SERVICES FINANCIERS</b>           |              |       |              |        |                  | <b>131 016 000</b> | <b>1 227,55</b>      | <b>4,35 %</b>  | <b>0</b>      | <b>0</b>      | <b>0</b>             | <b>40</b>  | <b>7 360</b>   | <b>85 494</b>    |         |              |            |             |         |            |           | <b>0</b>         | <b>0</b>         | <b>0</b>          | <b>3 021</b>         | <b>1 185 598</b> | <b>10 953 681</b> |                 |
| SPDIT - SICAF                        | TN0001400704 | SPDIT | A            | 11     | Continu          | 28 000 000         | 369,60               | 1,31 %         |               |               |                      | 2          | 15             | 197              | 13,200  | 0,53 %       |            | 12,920      | 13,144  | 1,73 %     | 12,000    | 10,00 %          |                  | 540               | 86 904               | 1 087 536        |                   |                 |
| TUNISIE LEASING F                    | TN0002100907 | TLS   | B            | 11     | Continu          | 10 800 000         | 204,12               | 0,72 %         |               |               |                      | 5          | 500            | 9 450            | 18,900  | -1,05 %      |            | 18,901      | 18,900  | -0,01 %    | 17,990    | 5,06 %           |                  | 298               | 54 008               | 950 282          |                   |                 |
| CIL                                  | TN0004200853 | CIL   | B            | 12     | Fixing           | 7 000 00           |                      |                |               |               |                      |            |                |                  |         |              |            |             |         |            |           |                  |                  |                   |                      |                  |                   |                 |

| Séance du jour                       |              |       |        |          |          |                 |               |            |          | Année 2025 |                 |  |
|--------------------------------------|--------------|-------|--------|----------|----------|-----------------|---------------|------------|----------|------------|-----------------|--|
| Secteur / Emetteur / Valeur          | Code ISIN    | MNEMO | Groupe | Echanges | Quantité | Capitaux en TND | Dernier cours | Indicateur | Echanges | Quantité   | Capitaux en TND |  |
| <b>TECHNOLOGIE</b>                   |              |       |        |          |          |                 |               |            |          |            |                 |  |
| <b>TELNET HOLDING</b>                |              |       |        |          |          |                 |               |            |          |            |                 |  |
| TUN DA 1/10 010719                   | TN0007440035 | TLN19 | 32     |          |          |                 |               | NC         | 5        | 19         | 11              |  |
| <b>BANQUES</b>                       |              |       |        |          |          |                 |               |            |          |            |                 |  |
| <b>ATTIJARI BANK</b>                 |              |       |        |          |          |                 |               |            |          |            |                 |  |
| TJARI - (Da)                         | TN0001600162 | TJADA | 32     |          |          |                 |               | NC         | 9        | 36         | 117             |  |
| TJARI - Da39                         | TN0001600261 | TJA39 | 32     |          |          |                 |               | NC         | 0        | 0          | 0               |  |
| TJARIDA1/40 250518                   | TN0001600501 | TJA18 | 32     |          |          |                 |               | NC         | 19       | 565        | 741             |  |
| <b>BIAT</b>                          |              |       |        |          |          |                 |               |            |          |            |                 |  |
| BIAT Da32 4/60                       | TN0001800465 | BIA32 | 32     |          |          |                 |               | NC         | 0        | 0          | 0               |  |
| BIAT Da36 1/20                       | TN0001800507 | BIA36 | 32     | 1        | 4        | 18              | 4,500         | NC         | 27       | 237        | 811             |  |
| BIAT Da1/20 290620                   | TN0001800622 | BIA20 | 32     |          |          |                 |               | NC         | 87       | 499        | 1 862           |  |
| BIAT DA1/7 291124                    | TN63R17BF70  | BIA24 | 32     | 1        | 1        | 14              | 13,650        | NC         | 427      | 1 274      | 15 423          |  |
| <b>BH BANK</b>                       |              |       |        |          |          |                 |               |            |          |            |                 |  |
| BQ HABITAT (Da)                      | TN0001900612 | BHDA  | 32     |          |          |                 |               | NC         | 0        | 0          | 0               |  |
| BH Da 1/20 150999                    | TN0001900679 | BH12  | 32     |          |          |                 |               | NC         | 0        | 0          | 0               |  |
| BH Da1/25 14022000                   | TN0001900711 | BH14  | 32     |          |          |                 |               | NC         | 5        | 55         | 7               |  |
| BHDA 1/15 28052007                   | TN0001900778 | BHDA7 | 32     |          |          |                 |               | NC         | 0        | 0          | 0               |  |
| BH DA 1/3 270715                     | TN0001900901 | BH15  | 32     |          |          |                 |               | NC         | 2        | 2          | 8               |  |
| BH DA 1/5 171117                     | TN0001900992 | BH17  | 32     |          |          |                 |               | NC         | 9        | 19         | 40              |  |
| <b>BT</b>                            |              |       |        |          |          |                 |               |            |          |            |                 |  |
| BQ DE TSIE - Da                      | TN0002200103 | BTDA  | 32     |          |          |                 |               | NC         | 0        | 0          | 0               |  |
| Bt Da 3/10 170599                    | TN0002200210 | BT149 | 32     |          |          |                 |               | NC         | 3        | 6          | 48              |  |
| BTDa1/7(12/01)                       | TN0002200251 | BT154 | 32     |          |          |                 |               | NC         | 5        | 12         | 35              |  |
| BT Da 1/2 23052006                   | TN0002200319 | BTDA6 | 32     |          |          |                 |               | NC         | 1        | 1          | 9               |  |
| BT Da 1/2 10106109                   | TN0002200327 | BTDA9 | 32     |          |          |                 |               | NC         | 2        | 2          | 11              |  |
| BT Da 1/2 280612                     | TN0002200335 | BT13  | 32     |          |          |                 |               | NC         | 7        | 7          | 5               |  |
| BT DA 1/5 03062016                   | TN0002200343 | BT16  | 32     |          |          |                 |               | NC         | 15       | 28         | 28              |  |
| BT DA 1/4 04052018                   | TN0002200350 | BT18  | 32     |          |          |                 |               | NC         | 15       | 34         | 39              |  |
| BT DA 1/5 10052022                   | TNYHLWKDE9D7 | BT22  | 32     |          |          |                 |               | NC         | 38       | 115        | 61              |  |
| <b>UBCI</b>                          |              |       |        |          |          |                 |               |            |          |            |                 |  |
| UBCI Da 1/6 010900                   | TN0002400570 | UBC00 | 32     |          |          |                 |               | NC         | 0        | 0          | 0               |  |
| UBCI Da 3/7 010704                   | TN0002400646 | UBC04 | 32     |          |          |                 |               | NC         | 0        | 0          | 0               |  |
| UBCI Da 1/2 150710                   | TN0002400653 | UBC10 | 32     |          |          |                 |               | NC         | 0        | 0          | 0               |  |
| UBCI Da8/33 141013                   | TN0002400695 | UBC13 | 32     |          |          |                 |               | NC         | 7        | 36         | 144             |  |
| <b>BNA</b>                           |              |       |        |          |          |                 |               |            |          |            |                 |  |
| BNA Da 1/10 040509                   | TN0003100623 | BNA09 | 32     |          |          |                 |               | NC         | 0        | 0          | 0               |  |
| BNA Da 1/10 20051018                 | TN0003100740 | BNA18 | 32     |          |          |                 |               | NC         | 5        | 6          | 0               |  |
| BNA DA 1/55 150419                   | TN0003100815 | BNA19 | 32     |          |          |                 |               | NC         | 10       | 77         | 1               |  |
| <b>AB</b>                            |              |       |        |          |          |                 |               |            |          |            |                 |  |
| AB Da 26 3/37                        | TN0003400108 | AB26  | 32     |          |          |                 |               | NC         | 0        | 0          | 0               |  |
| AB Da 29 3/40                        | TN0003400116 | AB29  | 32     |          |          |                 |               | NC         | 0        | 0          | 0               |  |
| AB Da 34 2/59                        | TN0003400157 | AB34  | 32     |          |          |                 |               | NC         | 0        | 0          | 0               |  |
| AB Da 1/27                           | TN0003400207 | ABA38 | 32     |          |          |                 |               | NC         | 0        | 0          | 0               |  |
| ABDA 1/14 11122007                   | TN0003400272 | ABDA7 | 32     |          |          |                 |               | NC         | 0        | 0          | 0               |  |
| AB Da 3/37 281209                    | TN0003400371 | ABDA9 | 32     |          |          |                 |               | NC         | 2        | 2          | 6               |  |
| AB Da 1/10 110613                    | TN0003400454 | AB13  | 32     |          |          |                 |               | NC         | 1        | 1          | 0               |  |
| AB DA1/24 01082016                   | TN0003400512 | AB16  | 32     |          |          |                 |               | NC         | 3        | 10         | 0               |  |
| AB DA1/25 300617                     | TN0003400579 | AB17  | 32     |          |          |                 |               | NC         | 27       | 290        | 252             |  |
| AB DA 1/12 102203                    | TN0003401287 | AB23  | 32     |          |          |                 |               | NC         | 25       | 36         | 152             |  |
| AB DA 2/13 281024                    | TN66FMSAS18  | AB24  | 32     | 3        | 6        | 35              | 5,900         | NC         | 122      | 723        | 3 705           |  |
| <b>ATB</b>                           |              |       |        |          |          |                 |               |            |          |            |                 |  |
| ATBDA1/7 0911105                     | TN0003600434 | ATBDA | 32     |          |          |                 |               | NC         | 0        | 0          | 0               |  |
| ATB Da 1/10 151208                   | TN0003600517 | ATB08 | 32     |          |          |                 |               | NC         | 0        | 0          | 0               |  |
| ATB Da 1/16 161210                   | TN0003600616 | ATB10 | 32     |          |          |                 |               | NC         | 1        | 8          | 0               |  |
| <b>WIFACK INTERNATIONAL BANK</b>     |              |       |        |          |          |                 |               |            |          |            |                 |  |
| WIFAK DA1/2 121015                   | TN0007200132 | WIF15 | 32     |          |          |                 |               | NC         | 1        | 1          | 0               |  |
| <b>ASSURANCE</b>                     |              |       |        |          |          |                 |               |            |          |            |                 |  |
| <b>ASTREE</b>                        |              |       |        |          |          |                 |               |            |          |            |                 |  |
| AST DA 1/2 140817                    | TN0003000528 | AST17 | 32     |          |          |                 |               | NC         | 0        | 0          | 0               |  |
| <b>SERVICES FINANCIERS</b>           |              |       |        |          |          |                 |               |            |          |            |                 |  |
| <b>SPOIT SICAF</b>                   |              |       |        |          |          |                 |               |            |          |            |                 |  |
| SPOIT Da 1/24 3512                   | TN0001400720 | SPD12 | 32     |          |          |                 |               | NC         | 1        | 1          | 0               |  |
| <b>TUNISIE LEASING ET FACTORING</b>  |              |       |        |          |          |                 |               |            |          |            |                 |  |
| TUN. LEAS. (Da 10)                   | TN0002100915 | TLSDA | 32     |          |          |                 |               | NC         | 0        | 0          | 0               |  |
| TLS Da 1/4                           | TN0002100956 | TLD01 | 32     |          |          |                 |               | NC         | 0        | 0          | 0               |  |
| TLS Da 1/5(021202)                   | TN0002100980 | TL502 | 32     |          |          |                 |               | NC         | 0        | 0          | 0               |  |
| TLS Da 1/6(181203)                   | TN0002101012 | TL503 | 32     |          |          |                 |               | NC         | 0        | 0          | 0               |  |
| TLS Da 1/7(061204)                   | TN0002101061 | TL504 | 32     |          |          |                 |               | NC         | 0        | 0          | 0               |  |
| TLS Da1/55(010307)                   | TN0002101152 | TL507 | 32     |          |          |                 |               | NC         | 0        | 0          | 0               |  |
| TLS Da 1/56 030308                   | TN0002101210 | TL508 | 32     |          |          |                 |               | NC         | 0        | 0          | 0               |  |
| TLS Da 1/57 020309                   | TN0002101319 | TL509 | 32     |          |          |                 |               | NC         | 0        | 0          | 0               |  |
| TLS Da 1/58 301209                   | TN0002101392 | TL502 | 32     |          |          |                 |               | NC         | 2        | 11         | 0               |  |
| TLS Da 1/59 010210                   | TN0002101400 | TL510 | 32     |          |          |                 |               | NC         | 2        | 13         | 0               |  |
| TLS Da 3/80 010213                   | TN0002101590 | TL513 | 32     |          |          |                 |               | NC         | 10       | 46         | 30              |  |
| TL DA3/83 10022014                   | TN0002101749 | TL514 | 32     |          |          |                 |               | NC         | 3        | 20         | 14              |  |
| TL DA2/43 02022015                   | TN0002101814 | TL515 | 32     |          |          |                 |               | NC         | 5        | 107        | 2               |  |
| TL DA1/23 010719                     | TN0002102044 | TL519 | 32     |          |          |                 |               | NC         | 13       | 91         | 28              |  |
| <b>CIL</b>                           |              |       |        |          |          |                 |               |            |          |            |                 |  |
| CIL DA 2007 1/4                      | TN0004201042 | CIL07 | 32     |          |          |                 |               | NC         | 0        | 0          | 0               |  |
| CIL Da 1/5 301208                    | TN0004201117 | CIL08 | 32     |          |          |                 |               | NC         | 0        | 0          | 0               |  |
| CIL Da 1/3 110610                    | TN0004201216 | CIL10 | 32     |          |          |                 |               | NC         | 0        | 0          | 0               |  |
| CIL Da 1/4 030611                    | TN0004201281 | CIL11 | 32     |          |          |                 |               | NC         | 0        | 0          | 0               |  |
| CIL DA2/5 15052023                   | TNEDEJKAP2R7 | CIL23 | 32     |          |          |                 |               | NC         | 0        | 0          | 0               |  |
| <b>ATL</b>                           |              |       |        |          |          |                 |               |            |          |            |                 |  |
| ATL Da 1/5 290808                    | TN0004700266 | ATL08 | 32     |          |          |                 |               | NC         | 0        | 0          | 0               |  |
| ATL Da 2/17 261112                   | TN0004700472 | ATL12 | 32     |          |          |                 |               | NC         | 3        | 19         | 10              |  |
| <b>ATTIJARI LEASING</b>              |              |       |        |          |          |                 |               |            |          |            |                 |  |
| ATTIJARI LS ROMPU                    | TN0006610141 | TJLR  | 32     |          |          |                 |               | NC         | 0        | 0          | 0               |  |
| TJL DA 3/17 210717                   | TN0006610448 | TJL17 | 32     |          |          |                 |               | NC         | 6        | 27         | 45              |  |
| <b>BH LEASING</b>                    |              |       |        |          |          |                 |               |            |          |            |                 |  |
| ML DA 1/4 250515                     | TN0006720072 | ML15  | 32     |          |          |                 |               | NC         | 6        | 10         | 0               |  |
| <b>HANNIBAL LEASE</b>                |              |       |        |          |          |                 |               |            |          |            |                 |  |
| HL DA 1/10 180817                    | TN0007310378 | HL17  | 32     |          |          |                 |               | NC         | 0        | 0          | 0               |  |
| HL DA37/100 090720                   | TN0007310519 | HL20  | 32     |          |          |                 |               | NC         | 0        | 0          | 0               |  |
| <b>TELECOMMUNICATIONS</b>            |              |       |        |          |          |                 |               |            |          |            |                 |  |
| <b>SOTETEL</b>                       |              |       |        |          |          |                 |               |            |          |            |                 |  |
| SOTETEL Da1/6                        | TN0006530059 | SOT01 | 32     |          |          |                 |               | NC         | 0        | 0          | 0               |  |
| SOT Da 1/5 010102                    | TN0006530067 | SOT02 | 32     |          |          |                 |               | NC         | 0        | 0          | 0               |  |
| SOT Da 1/5 010703                    | TN0006530075 | SOT03 | 32     |          |          |                 |               | NC         | 0        | 0          | 0               |  |
| SOT Da 1/10 150704                   | TN0006530083 | SOT04 | 32     |          |          |                 |               | NC         | 4        | 10         | 6               |  |
| SOT Da1/22 010906                    | TN0006530091 | SOT06 | 32     |          |          |                 |               | NC         | 3        | 8          | 0               |  |
| <b>DISTRIBUTION</b>                  |              |       |        |          |          |                 |               |            |          |            |                 |  |
| <b>MONOPRIX</b>                      |              |       |        |          |          |                 |               |            |          |            |                 |  |
| MONOPRIX Da                          | TN0001000116 | MNPDA | 32     |          |          |                 |               | NC         | 0        | 0          | 0               |  |
| MNP Da 1/2 100611                    | TN0001000124 | MNP11 | 32     |          |          |                 |               | NC         | 0        | 0          | 0               |  |
| MNP Da 1/5 040612                    | TN0001000132 | MNP12 | 32     |          |          |                 |               | NC         | 0        | 0          | 0               |  |
| MNP Da 1/5 160815                    | TN0001000140 | MNP15 | 32     |          |          |                 |               | NC         | 0        | 0          | 0               |  |
| <b>MAGASIN GENERAL</b>               |              |       |        |          |          |                 |               |            |          |            |                 |  |
| MAG GEN Da 1/2                       | TN0006440028 | MGDA4 | 32     |          |          |                 |               | NC         | 0        | 0          | 0               |  |
| <b>SOTUMAG</b>                       |              |       |        |          |          |                 |               |            |          |            |                 |  |
| MGR Da1/3 050710                     | TN0006580021 | MGR10 | 32     |          |          |                 |               | NC         | 3        | 3          | 3               |  |
| MGR DA 1/10 201217                   | TN0006580039 | MGR17 | 32     |          |          |                 |               | NC         | 7        | 10         | 5               |  |
| <b>ARTES</b>                         |              |       |        |          |          |                 |               |            |          |            |                 |  |
| ARTES Da1/4 230712                   | TN0007300023 | ART12 | 32     |          |          |                 |               | NC         | 1        | 1          | 1               |  |
| ARTES Da1/5 040313                   | TN0007300031 | ART13 | 32     |          |          |                 |               | NC         | 6        | 8          | 15              |  |
| <b>CITY CARS</b>                     |              |       |        |          |          |                 |               |            |          |            |                 |  |
| CITY DA1/3 230919                    | TN0007550003 | CTY19 | 32     |          |          |                 |               | NC         | 8        | 10         | 42              |  |
| <b>SMART TUNISIE</b>                 |              |       |        |          |          |                 |               |            |          |            |                 |  |
| SMART DA1/5 070623                   | TN71DY8X6058 | SMT23 | 32     | 1        | 1        | 0               | 0,290         | NC         | 54       | 104        | 157             |  |
| SMART DA1/6 111124                   | TN7PHUMSSQW2 | SMT24 | 32     | 1        | 1        | 1               | 0,650         | NC         | 95       | 441        | 840             |  |
| <b>VOYAGE ET LOISIRS</b>             |              |       |        |          |          |                 |               |            |          |            |                 |  |
| <b>TUNISAIR</b>                      |              |       |        |          |          |                 |               |            |          |            |                 |  |
| TUNISAIR - Da 01                     | TN0001200419 | TAIDA | 32     | 3        | 5        | 0               | 0,010         | NC         | 6        | 15         | 1               |  |
| TUNISAIR - Da 04                     | TN0001200468 | TAI04 | 32     |          |          |                 |               | NC         | 2        | 11         | 0               |  |
| TAIR Da1/10 010799                   | TN0001200476 | TAI99 | 32     |          |          |                 |               | NC         | 6        | 61         | 1               |  |
| TAIR Da1/10 030700                   | TN0001200492 | TAI00 | 32     |          |          |                 |               | NC         | 7        | 75         | 1               |  |
| TUNISAIR Da 1/10                     | TN0001200518 | TAI01 | 32     |          |          |                 |               | NC         | 3        | 100        | 1               |  |
| TAIR Da1/22 310806                   | TN0001200534 | TAI06 | 32     |          |          |                 |               | NC         | 1        | 3          | 0               |  |
| TAIR Da 1/5 010908                   | TN0001200542 | TAI08 | 32     |          |          |                 |               | NC         | 0        | 0          | 0               |  |
| TAIR Da1/11 170709                   | TN0001200567 | TAI09 | 32     |          |          |                 |               | NC         | 0        | 0          | 0               |  |
| <b>SANTE</b>                         |              |       |        |          |          |                 |               |            |          |            |                 |  |
| <b>UNIMED</b>                        |              |       |        |          |          |                 |               |            |          |            |                 |  |
| UMED D76/509 26716                   | TN0007720022 | UMD16 | 32     |          |          |                 |               | NC         | 0        | 0          | 0               |  |
| UMD DA1/1/117 40817                  | TN0007720030 | UMD17 | 32     |          |          |                 |               | NC         | 19       | 765        | 171             |  |
| <b>AUTOMOBILES ET EQUIPEMENTIERS</b> |              |       |        |          |          |                 |               |            |          |            |                 |  |
| <b>STIP</b>                          |              |       |        |          |          |                 |               |            |          |            |                 |  |
| STIP Da1/10 0703                     | TN0005030028 | STIP3 | 32     |          |          |                 |               | NC         | 0        | 0          | 0               |  |
| <b>ASSAD</b>                         |              |       |        |          |          |                 |               |            |          |            |                 |  |
| ASSDa1/9(01/07/05)                   | TN0007140031 |       |        |          |          |                 |               |            |          |            |                 |  |

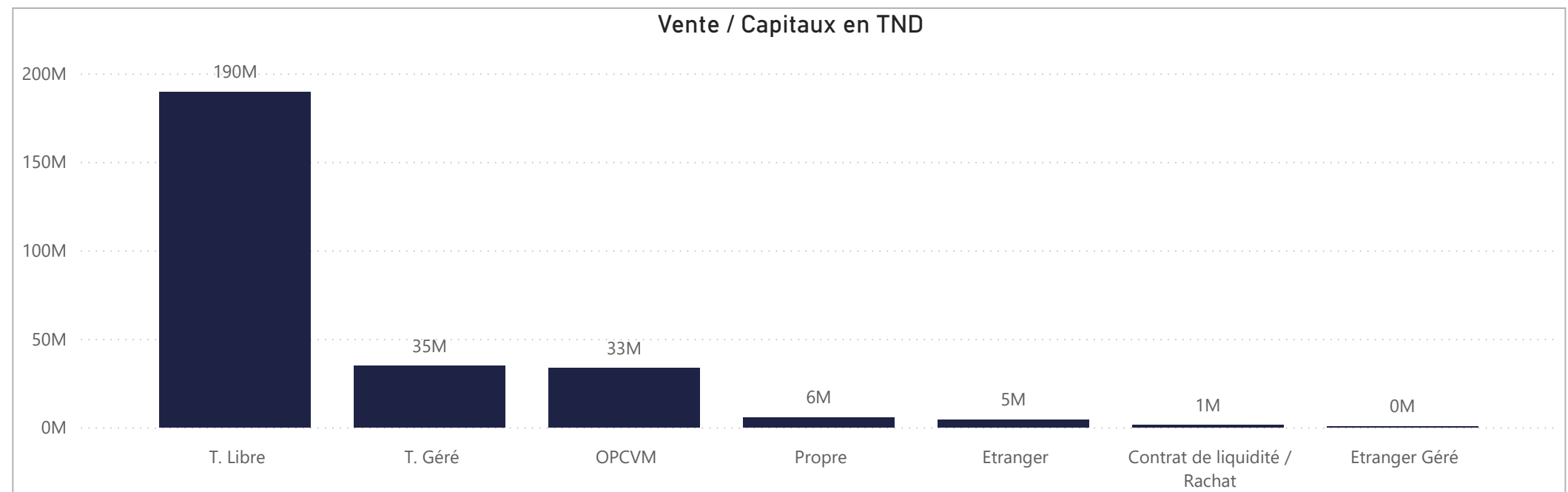
**ACHAT**

| Achat                         | Echanges      | Quantité          | Capitaux en TND    | Capitaux en %  |
|-------------------------------|---------------|-------------------|--------------------|----------------|
| T. Libre                      | 70 572        | 25 387 926        | 187 517 577        | 69,53%         |
| OPCVM                         | 7 737         | 4 574 254         | 51 264 021         | 19,01%         |
| T. Géré                       | 7 863         | 3 440 097         | 24 974 957         | 9,26%          |
| Propre                        | 924           | 391 341           | 2 651 163          | 0,98%          |
| Etranger                      | 434           | 164 949           | 1 706 998          | 0,63%          |
| Contrat de liquidité / Rachat | 618           | 284 148           | 1 563 990          | 0,58%          |
| Etranger Géré                 | 14            | 6 393             | 30 423             | 0,01%          |
| <b>Total</b>                  | <b>88 162</b> | <b>34 249 108</b> | <b>269 709 127</b> | <b>100,00%</b> |



**VENTE**

| Vente                         | Echanges      | Quantité          | Capitaux en TND    | Capitaux en %  |
|-------------------------------|---------------|-------------------|--------------------|----------------|
| T. Libre                      | 64 371        | 25 036 134        | 189 681 629        | 70,33%         |
| T. Géré                       | 12 948        | 3 535 114         | 34 770 909         | 12,89%         |
| OPCVM                         | 7 912         | 3 361 330         | 33 477 089         | 12,41%         |
| Propre                        | 1 752         | 1 136 273         | 5 843 899          | 2,17%          |
| Etranger                      | 814           | 1 101 988         | 4 518 284          | 1,68%          |
| Contrat de liquidité / Rachat | 338           | 71 973            | 1 355 526          | 0,50%          |
| Etranger Géré                 | 27            | 6 296             | 61 791             | 0,02%          |
| <b>Total</b>                  | <b>88 162</b> | <b>34 249 108</b> | <b>269 709 127</b> | <b>100,00%</b> |



## ACHAT

## Marché Principal

| Mois         | Contrat de liquidité / Rachat | Etranger         | Etranger Géré | OPCVM             | Propre           | T. Géré           | T. Libre           | Total              |
|--------------|-------------------------------|------------------|---------------|-------------------|------------------|-------------------|--------------------|--------------------|
| janvier      | 288 356                       | 419 638          | 6 429         | 19 172 354        | 1 969 755        | 12 358 439        | 96 066 249         | 130 281 220        |
| février      | 940 726                       | 1 217 078        | 21 094        | 28 766 147        | 394 941          | 10 131 637        | 76 544 864         | 118 016 486        |
| mars         | 334 908                       | 70 282           | 2 900         | 3 325 519         | 286 468          | 2 484 881         | 14 906 463         | 21 411 421         |
| 3            | 61 222                        | 54 197           |               | 326 958           | 31 190           | 107 052           | 2 105 924          | 2 686 543          |
| 4            | 53 994                        | 13 785           | 2 900         | 569 631           | 131 211          | 716 737           | 2 743 142          | 4 231 400          |
| 5            | 53 096                        |                  |               | 490 200           | 29 236           | 236 438           | 2 111 689          | 2 920 658          |
| 6            | 60 910                        |                  |               | 1 143 690         | 42 555           | 967 518           | 4 046 365          | 6 261 037          |
| 7            | 105 686                       | 2 300            |               | 795 041           | 52 276           | 457 137           | 3 899 343          | 5 311 782          |
| <b>Total</b> | <b>1 563 990</b>              | <b>1 706 998</b> | <b>30 423</b> | <b>51 264 021</b> | <b>2 651 163</b> | <b>24 974 957</b> | <b>187 517 577</b> | <b>269 709 127</b> |

## Marché de Bloc

| Mois         | T. Libre          | Total             |
|--------------|-------------------|-------------------|
| janvier      | 17 324 377        | 17 324 377        |
| <b>Total</b> | <b>17 324 377</b> | <b>17 324 377</b> |

## VENTE

## Marché Principal

| Mois         | Contrat de liquidité / Rachat | Etranger         | Etranger Géré | OPCVM             | Propre           | T. Géré           | T. Libre           | Total              |
|--------------|-------------------------------|------------------|---------------|-------------------|------------------|-------------------|--------------------|--------------------|
| janvier      | 525 024                       | 1 419 450        | 7 658         | 13 998 498        | 1 777 939        | 16 661 263        | 95 891 388         | 130 281 220        |
| février      | 753 593                       | 3 075 751        | 32 375        | 15 249 304        | 3 415 285        | 16 172 015        | 79 318 163         | 118 016 486        |
| mars         | 76 909                        | 23 083           | 21 758        | 4 229 288         | 650 674          | 1 937 631         | 14 472 079         | 21 411 421         |
| 3            | 18 090                        |                  |               | 453 997           |                  | 228 443           | 1 986 013          | 2 686 543          |
| 4            | 18 626                        | 14 020           |               | 1 084 194         |                  | 347 190           | 2 767 370          | 4 231 400          |
| 5            | 16 218                        | 5 664            |               | 307 800           | 76 256           | 376 571           | 2 138 149          | 2 920 658          |
| 6            | 11 889                        | 3 399            | 21 758        | 1 424 164         | 358 413          | 499 537           | 3 941 878          | 6 261 037          |
| 7            | 12 086                        |                  |               | 959 133           | 216 005          | 485 889           | 3 638 669          | 5 311 782          |
| <b>Total</b> | <b>1 355 526</b>              | <b>4 518 284</b> | <b>61 791</b> | <b>33 477 089</b> | <b>5 843 899</b> | <b>34 770 909</b> | <b>189 681 629</b> | <b>269 709 127</b> |

## Marché de Bloc

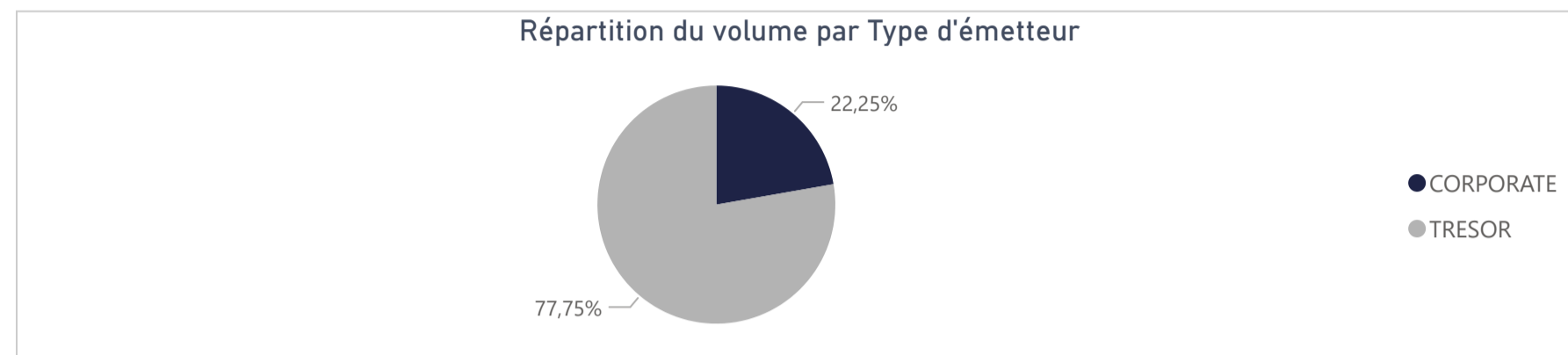
| Mois         | T. Libre          | Total             |
|--------------|-------------------|-------------------|
| janvier      | 17 324 377        | 17 324 377        |
| <b>Total</b> | <b>17 324 377</b> | <b>17 324 377</b> |

**43 459 398**

Capitaux traités sur l'année en TND

| Marché                    | Echanges | Quantité  | Capitaux en TND |
|---------------------------|----------|-----------|-----------------|
| Cote : Titres de Créances | 189      | 1 242 924 | 43 459 398      |

| Type d'émetteur | Echanges   | Quantité         | Capitaux en TND   | Capitaux en %  |
|-----------------|------------|------------------|-------------------|----------------|
| TRESOR          | 168        | 1 119 673        | 33 789 256        | 77,75%         |
| CORPORATE       | 21         | 123 251          | 9 670 142         | 22,25%         |
| <b>Total</b>    | <b>189</b> | <b>1 242 924</b> | <b>43 459 398</b> | <b>100,00%</b> |



| Achat        | Echanges   | Quantité         | Capitaux en TND   | Capitaux en %  |
|--------------|------------|------------------|-------------------|----------------|
| OPCVM        | 73         | 1 193 268        | 41 862 925        | 96,33%         |
| T. Libre     | 36         | 39 146           | 1 439 575         | 3,31%          |
| T. Géré      | 80         | 10 510           | 156 898           | 0,36%          |
| <b>Total</b> | <b>189</b> | <b>1 242 924</b> | <b>43 459 398</b> | <b>100,00%</b> |

| Vente        | Echanges   | Quantité         | Capitaux en TND   | Capitaux en %  |
|--------------|------------|------------------|-------------------|----------------|
| OPCVM        | 45         | 1 051 105        | 29 677 592        | 68,29%         |
| T. Libre     | 57         | 178 360          | 10 949 475        | 25,19%         |
| Propre       | 7          | 2 660            | 2 685 842         | 6,18%          |
| T. Géré      | 80         | 10 799           | 146 489           | 0,34%          |
| <b>Total</b> | <b>189</b> | <b>1 242 924</b> | <b>43 459 398</b> | <b>100,00%</b> |

Répartition des capitaux traités en TND par catégorie de donneurs d'ordres

**ACHAT**

| Mois         | OPCVM             | T. Géré        | T. Libre         | Total             |
|--------------|-------------------|----------------|------------------|-------------------|
| janvier      | 12 130 226        | 128 419        | 56 123           | 12 314 768        |
| février      | 21 032 430        | 25 822         | 1 383 452        | 22 441 704        |
| mars         | 8 700 269         | 2 656          |                  | 8 702 925         |
| 3            | 3 468 506         |                |                  | 3 468 506         |
| 5            | 5 108 831         | 2 656          |                  | 5 111 487         |
| 6            | 81 227            |                |                  | 81 227            |
| 7            | 41 705            |                |                  | 41 705            |
| <b>Total</b> | <b>41 862 925</b> | <b>156 898</b> | <b>1 439 575</b> | <b>43 459 398</b> |

**VENTE**

| Mois         | OPCVM             | Propre           | T. Géré        | T. Libre          | Total             |
|--------------|-------------------|------------------|----------------|-------------------|-------------------|
| janvier      | 8 323 595         | 723 196          | 130 658        | 3 137 319         | 12 314 768        |
| février      | 12 966 239        | 1 650 135        | 13 175         | 7 812 156         | 22 441 704        |
| mars         | 8 387 758         | 312 511          | 2 656          |                   | 8 702 925         |
| 3            | 3 468 506         |                  |                |                   | 3 468 506         |
| 5            | 4 796 320         | 312 511          | 2 656          |                   | 5 111 487         |
| 6            | 81 227            |                  |                |                   | 81 227            |
| 7            | 41 705            |                  |                |                   | 41 705            |
| <b>Total</b> | <b>29 677 592</b> | <b>2 685 842</b> | <b>146 489</b> | <b>10 949 475</b> | <b>43 459 398</b> |

| Séance du jour     |               |       |        |          |          |                 |              |              |            |                  |           |           | Année 2025     |          |          |                 |
|--------------------|---------------|-------|--------|----------|----------|-----------------|--------------|--------------|------------|------------------|-----------|-----------|----------------|----------|----------|-----------------|
| Valeur             | Code ISIN     | MNEMO | Groupe | Echanges | Quantité | Capitaux en TND | Clôture en % | Var. du Jour | Indicateur | VWAP Veille en % | VWAP en % | Var. VWAP | Ouverture en % | Echanges | Quantité | Capitaux en TND |
| ▲                  |               |       |        |          |          |                 |              |              |            |                  |           |           |                |          |          |                 |
| BTA 6.3% Oct 2026  | TN0008000580  | B1026 | 21     |          |          |                 | 97,400       | 0,00 %       | NC         |                  |           |           | 97,400         | 0        | 0        | 0               |
| BTA6.7% Avril 2028 | TN0008000606  | B0428 | 21     |          |          |                 | 93,100       | 0,00 %       | NC         |                  |           |           | 93,100         | 0        | 0        | 0               |
| BTA 6.3% Mars 2026 | TN0008000622  | B0326 | 21     |          |          |                 | 95,950       | 0,00 %       | NC         |                  |           |           | 95,950         | 0        | 0        | 0               |
| BTA 6.6% Mars 2027 | TN0008000655  | B0327 | 21     |          |          |                 | 93,950       | 0,00 %       | NC         |                  |           |           | 93,950         | 0        | 0        | 0               |
| BTA 7,5% Juil 2032 | TN0008000663  | B0732 | 21     |          |          |                 | 97,000       | 0,00 %       | NC         |                  |           |           | 97,000         | 0        | 0        | 0               |
| BTA 7% Juil 2028   | TN0008000697  | B0728 | 21     |          |          |                 | 90,500       | 0,00 %       | NC         |                  |           |           | 90,500         | 0        | 0        | 0               |
| BTA 6,5% Juin 2025 | TN0008000705  | B0625 | 21     | 1        | 40       | 41 705          | 99,400       | 0,02 %       |            |                  | 99,400    |           | 96,920         | 5        | 1 040    | 1 077 412       |
| BTA 7,2% Fev 2027  | TN0008000721  | B0227 | 21     |          |          |                 | 96,000       | 0,00 %       | NC         |                  |           |           | 92,750         | 4        | 620      | 598 728         |
| BTA 7,4% Fev 2030  | TN0008000739  | B0230 | 21     |          |          |                 | 90,780       | 0,00 %       | NC         | 90,780           |           |           | 90,390         | 2        | 197      | 179 533         |
| BTA 7,2% Mai 2027  | TN0008000747  | B0527 | 21     |          |          |                 | 95,370       | 0,00 %       | NC         |                  |           |           | 94,950         | 5        | 1 005    | 1 005 516       |
| BTA 8% Nov 2030    | TN0008000762  | B1130 | 21     |          |          |                 | 97,000       | 0,00 %       | NC         |                  |           |           | 97,000         | 0        | 0        | 0               |
| BTA 7,3% Dec 2027  | TN0008000770  | B1227 | 21     |          |          |                 | 91,050       | 0,00 %       | NC         |                  |           |           | 91,050         | 0        | 0        | 0               |
| BTA 7,5% Janv 2028 | TN0008000796  | B0128 | 21     |          |          |                 | 100,000      | 0,00 %       | NC         |                  |           |           | 100,000        | 0        | 0        | 0               |
| BTA 8% Mars 2033   | TN0008000804  | B0333 | 21     |          |          |                 | 100,000      | 0,00 %       | NC         |                  |           |           | 100,000        | 0        | 0        | 0               |
| BTA 7,5% Dec 2028  | TN0008000812  | B1228 | 21     |          |          |                 | 100,000      | 0,00 %       | NC         |                  |           |           | 100,000        | 0        | 0        | 0               |
| BTA 8% Nov 2025    | TN0XRGYGR8L8  | B1125 | 21     |          |          |                 | 99,100       | 0,00 %       | NC         |                  |           |           | 98,500         | 1        | 2        | 2 004           |
| BTA 8,8% Sept 2032 | TNJL4N1SD7B2  | B0932 | 21     |          |          |                 | 100,000      | 0,00 %       | NC         |                  |           |           | 100,000        | 0        | 0        | 0               |
| BTA 8% Janv 2029   | TNHUVZNLATV4  | B0129 | 21     |          |          |                 | 100,000      | 0,00 %       | NC         |                  |           |           | 100,000        | 0        | 0        | 0               |
| BTA 8,25% Juin2031 | TNN0SOORH1F1  | B0631 | 21     |          |          |                 | 100,000      | 0,00 %       | NC         |                  |           |           | 100,000        | 0        | 0        | 0               |
| BTA 9% sept 2029   | TNLRQIPOOJY4  | B0929 | 21     |          |          |                 | 100,000      | 0,00 %       | NC         |                  |           |           | 100,000        | 0        | 0        | 0               |
| BTA 9,4% aout 2033 | TNNUS2JABSF6  | B0833 | 21     |          |          |                 | 100,000      | 0,00 %       | NC         |                  |           |           | 100,000        | 0        | 0        | 0               |
| BTA 9,5% aout 2035 | TN19GXADLD0   | B0835 | 21     |          |          |                 | 100,000      | 0,00 %       | NC         |                  |           |           | 100,000        | 0        | 0        | 0               |
| BTA 9,70% Oct 2027 | TN9EGII9CQ82  | B1027 | 21     |          |          |                 | 100,000      | 0,00 %       | NC         |                  |           |           | 100,000        | 0        | 0        | 0               |
| BTA 9,87% Oct 2031 | TNOODT102PF5  | B1031 | 21     |          |          |                 | 100,000      | 0,00 %       | NC         |                  |           |           | 100,000        | 0        | 0        | 0               |
| BTA 9,80% Oct 2028 | TN875F5T9RO3  | B1028 | 21     |          |          |                 | 100,000      | 0,00 %       | NC         |                  |           |           | 100,000        | 0        | 0        | 0               |
| BTA 9,89% Juin2033 | TNI5BPOGW9F1  | B0633 | 21     |          |          |                 | 100,000      | 0,00 %       | NC         |                  |           |           | 100,000        | 0        | 0        | 0               |
| BTA 9,90% Dec 2034 | TNXJGTXAROH4  | B1234 | 21     |          |          |                 | 100,000      | 0,00 %       | NC         |                  |           |           | 100,000        | 0        | 0        | 0               |
| BTA 9,87% Janv2032 | TNCYAUIJ413   | B0132 | 21     |          |          |                 | 100,170      | 0,00 %       | NC         |                  |           |           | 100,000        | 1        | 1 000    | 1 011 705       |
| ENAT2021 8,70%A PP | TN0008000820  | NA26  | 21     |          |          |                 | 99,470       | 0,00 %       | NC         |                  |           |           | 99,130         | 1        | 2 575    | 26 909          |
| E NAT 2021 8,80% B | TN0008000838  | NB26  | 21     |          |          |                 | 100,000      | 0,00 %       | NC         |                  |           |           | 100,000        | 0        | 0        | 0               |
| E NAT 2021 8,90% C | TN0008000846  | NC28  | 21     |          |          |                 | 93,000       | 0,00 %       | NC         |                  |           |           | 93,000         | 0        | 0        | 0               |
| ENAT22021 8,70%APP | TN0008000887  | NA226 | 21     |          |          |                 | 97,000       | 0,00 %       | NC         |                  |           |           | 95,000         | 1        | 7        | 70              |
| ENAT2 2021 8,80% B | TN0008000895  | NB226 | 21     |          |          |                 | 100,000      | 0,00 %       | NC         |                  |           |           | 100,000        | 0        | 0        | 0               |
| ENAT2 2021 8,90% C | TN0008000903  | NC228 | 21     |          |          |                 | 96,000       | 0,00 %       | NC         |                  |           |           | 96,000         | 2        | 5        | 5 019           |
| ENAT2 HASSAN21 APP | TN0008000853  | NH226 | 21     |          |          |                 | 100,000      | 0,00 %       | NC         |                  |           |           | 100,000        | 0        | 0        | 0               |
| ENAT32021 8,70%APP | TNZBXQU5RZ91  | NA3F6 | 21     |          |          |                 | 100,000      | 0,00 %       | NC         |                  |           |           | 99,990         | 10       | 275 916  | 2 826 926       |
| ENT32021T+2,45%APP | TNSUXW7EBUQ0  | NA3V6 | 21     |          |          |                 | 95,000       | 0,00 %       | NC         |                  |           |           | 100,000        | 2        | 255      | 2 470           |
| ENAT3 2021 8,80% B | TNYZO6UGUZ33  | NB3F6 | 21     |          |          |                 | 100,000      | 0,00 %       | NC         |                  |           |           | 100,000        | 2        | 6 466    | 662 891         |
| ENAT32021 T+2,55%B | TN5QHYZ8T348  | NB3V6 | 21     |          |          |                 | 100,000      | 0,00 %       | NC         |                  |           |           | 100,000        | 1        | 50 000   | 5 082 214       |
| ENAT3 2021 8,90% C | TN3QL5M1QLW6  | NC3F8 | 21     |          |          |                 | 100,000      | 0,00 %       | NC         |                  |           |           | 100,000        | 0        | 0        | 0               |
| ENAT32021 T+2,65%C | TNJP2LP1CVE1  | NC3V8 | 21     |          |          |                 | 100,000      | 0,00 %       | NC         |                  |           |           | 100,000        | 0        | 0        | 0               |
| ENAT3 HASSAN21 APP | TNE5I87AYZT5  | NHA36 | 21     |          |          |                 | 100,000      | 0,00 %       | NC         |                  |           |           | 100,000        | 0        | 0        | 0               |
| ENAT3 HASSAN2021 B | TNVSMDL2VYJ5  | NHB36 | 21     |          |          |                 | 100,000      | 0,00 %       | NC         |                  |           |           | 100,000        | 0        | 0        | 0               |
| ENAT3 HASSAN2021 C | TNJQ3VIAM1R9  | NHC38 | 21     |          |          |                 | 100,000      | 0,00 %       | NC         |                  |           |           | 100,000        | 0        | 0        | 0               |
| ENAT1 2022 A 8,80% | TNPSLPEJVO7   | NAF27 | 21     |          |          |                 | 100,000      | 0,00 %       | NC         |                  |           |           | 93,500         | 20       | 325 498  | 3 526 968       |
| ENAT1 2022A T+2,4% | TNLEGO8CKWX3  | NAV27 | 21     |          |          |                 | 92,500       | 0,00 %       | NC         |                  |           |           | 92,500         | 0        | 0        | 0               |
| ENAT1 2022 B 8,90% | TNHG2VXQ3BG0  | NBF29 | 21     |          |          |                 | 100,000      | 0,00 %       | NC         |                  |           |           | 100,000        | 2        | 2 334    | 253 034         |
| ENAT1 2022B T+2,5% | TN00U20VQY55  | NBV29 | 21     |          |          |                 | 100,000      | 0,00 %       | NC         |                  |           |           | 100,000        | 0        | 0        | 0               |
| ENAT1 2022 C 9,10% | TN5XZZ454U2   | NCF32 | 21     |          |          |                 | 100,000      | 0,00 %       | NC         |                  |           |           | 94,000         | 2        | 7 020    | 762 382         |
| ENAT1 2022CT+2,65% | TNQHMI7RIBR5  | NCV32 | 21     |          |          |                 | 100,000      | 0,00 %       | NC         |                  |           |           | 100,000        | 0        | 0        | 0               |
| ENAT1 HASSAN2022 A | TNCDR74CL701  | NHA27 | 21     |          |          |                 | 100,000      | 0,00 %       | NC         |                  |           |           | 100,000        | 0        | 0        | 0               |
| ENAT1 HASSAN2022 B | TNBHB9XIP394  | NHB29 | 21     |          |          |                 | 100,000      | 0,00 %       | NC         |                  |           |           | 100,000        | 0        | 0        | 0               |
| ENAT1 HASSAN2022 C | TNW1CN5IM5T4  | NHC32 | 21     |          |          |                 | 100,000      | 0,00 %       | NC         |                  |           |           | 100,000        | 0        | 0        | 0               |
| ENAT22022 9,25%APP | TNJ1M1ZAWYGS  | NA2F7 | 21     |          |          |                 | 100,000      | 0,00 %       | NC         |                  |           |           | 100,000        | 13       | 111 340  | 1 179 053       |
| ENT2 22 T+2,15%APP | TNQCK0BPZ5A4  | NA2V7 | 21     |          |          |                 | 100,000      | 0,00 %       | NC         |                  |           |           | 100,000        | 0        | 0        | 0               |
| ENAT2 2022 9,35% B | TNQVHB5WZ2K2  | NB2F9 | 21     |          |          |                 | 100,000      | 0,00 %       | NC         |                  |           |           | 100,000        | 1        | 250      | 26 588          |
| ENAT22022 T+2,2% B | TNFOWIRG8H7   | NB2V9 | 21     |          |          |                 | 100,000      | 0,00 %       | NC         |                  |           |           | 100,000        | 0        | 0        | 0               |
| ENAT2 2022 9,60% C | TNI9EO2MTU05  | NC2F2 | 21     |          |          |                 | 99,270       | 0,00 %       | NC         |                  |           |           | 99,270         | 0        | 0        | 0               |
| ENAT2 2022T+2,40%C | TN11TIB0EPV4  | NC2V2 | 21     |          |          |                 | 100,000      | 0,00 %       | NC         |                  |           |           | 100,000        | 0        | 0        | 0               |
| ENAT2 HASSAN22 APP | TNM46OWVRP06  | NH2A7 | 21     |          |          |                 | 65,000       | 0,00 %       | NC         |                  |           |           | 65,000         | 0        | 0        | 0               |
| ENAT2 HASSAN2022 B | TNU9AUB15T16  | NH2B9 | 21     |          |          |                 | 100,000      | 0,00 %       | NC         |                  |           |           | 100,000        | 0        | 0        | 0               |
| ENAT2 HASSAN2022 C | TN714WHHNWN4  | NH2C2 | 21     |          |          |                 | 100,000      | 0,00 %       | NC         |                  |           |           | 100,000        | 0        | 0        | 0               |
| ENAT32022 9,25%APP | TNXNSU5ILB12  | NA3F7 | 21     |          |          |                 | 93,500       | 0,00 %       | NC         |                  |           |           | 93,500         | 0        | 0        | 0               |
| ENT3 22 T+2,15%APP | TNWL10DSWXX1  | NA3V7 | 21     |          |          |                 | 99,000       | 0,00 %       | NC         |                  |           |           | 99,000         | 0        | 0        | 0               |
| ENAT3 2022 9,35% B | TNRGVSC8DE36  | NB3F9 | 21     |          |          |                 | 100,000      | 0,00 %       | NC         |                  |           |           | 100,000        | 0        | 0        | 0               |
| ENAT32022 T+2,2% B | TNOJN6PVH38   | NB3V9 | 21     |          |          |                 | 100,000      | 0,00 %       | NC         |                  |           |           | 100,000        | 0        | 0        | 0               |
| ENAT3 2022 9,60% C | TN4A4WPDZOC1  | NC3F2 | 21     |          |          |                 | 100,150      | 0,00 %       | NC         |                  |           |           | 100,150        | 0        | 0        | 0               |
| ENAT3 2022T+2,40%C | TNI2090I5G66  | NC3V2 | 21     |          |          |                 | 100,000      | 0,00 %       | NC         |                  |           |           | 100,000        | 0        | 0        | 0               |
| ENAT42022 9,35%APP | TNOAYHSVTHY1  | NA4F7 | 21     |          |          |                 | 92,000       | 0,00 %       | NC         |                  |           |           | 93,000         | 8        | 12 610   | 127 087         |
| ENT4 2022 T+2% APP | TN2MVOGUKOA5  | NA4V7 | 21     |          |          |                 | 94,000       | 0,00 %       | NC         |                  |           |           | 94,000         | 0        | 0        | 0               |
| ENAT4 2022 9,4% B  | TNWRCVSYL730  | NB4F9 | 21     |          |          |                 | 94,000       | 0,00 %       | NC         |                  |           |           | 94,000         | 0        | 0        | 0               |
| ENAT42022T+2,05% B | TN7PM93UZP50  | NB4V9 | 21     |          |          |                 | 100,000      | 0,00 %       | NC         |                  |           |           | 100,000        | 0        | 0        | 0               |
| ENAT4 2022 9,60% C | TNEFC78MYZ3   | NC4F2 | 21     |          |          |                 | 100,000      | 0,00 %       | NC         |                  |           |           | 100,000        | 0        | 0        | 0               |
| ENAT4 2022T+2,25%C | TNVFSLG1FH4   | NC4V2 | 21     |          |          |                 | 100,000      | 0,00 %       | NC         |                  |           |           | 100,000        | 0        | 0        | 0               |
| ENAT4HASSAN2022APP | TNA3G5IE2961  | NH4A7 | 21     |          |          |                 | 100,000      | 0,00 %       | NC         |                  |           |           | 100,000        | 0        | 0        | 0               |
| ENAT4 HASSAN2022 C | TNQRS5G236GA1 | NH4C2 | 21     |          |          |                 | 100,000      | 0,00 %       | NC         |                  |           |           | 100,000        | 0        | 0        | 0               |
| ENAT12023 9,75%APP | TN6DQ00JBLT7  | NAF28 | 21     |          |          |                 | 100,000      | 0,00 %       | NC         |                  |           |           |                |          |          |                 |

| Séance du jour     |                              |               |       |        |          |          |                 |              |              |            |                  |           |           | Année 2025     |          |          |                 |
|--------------------|------------------------------|---------------|-------|--------|----------|----------|-----------------|--------------|--------------|------------|------------------|-----------|-----------|----------------|----------|----------|-----------------|
| Valeur             | Emetteur                     | Code ISIN     | MNEMO | Groupe | Echanges | Quantité | Capitaux en TND | Clôture en % | Var. du Jour | Indicateur | VWAP Veille en % | VWAP en % | Var. VWAP | Ouverture en % | Echanges | Quantité | Capitaux en TND |
| BTE0930 5.85%AP20  | BTE                          | TN0001300607  | BE10B | 21     |          |          |                 | 100,000      | 0,00 %       | NC         |                  |           |           | 100,000        | 0        | 0        | 0               |
| BTE0232 6.25%P20   | BTE                          | TN0001300623  | BE11F | 21     |          |          |                 | 100,000      | 0,00 %       | NC         |                  |           |           | 100,000        | 0        | 0        | 0               |
| BTEB0127 11.5%P7-2 | BTE                          | TN0001300680  | BE9BF | 21     |          |          |                 | 100,000      | 0,00 %       | NC         |                  |           |           | 100,000        | 0        | 0        | 0               |
| BTEB0127T+3.25P7-2 | BTE                          | TN0001300698  | BE9BV | 21     |          |          |                 | 100,000      | 0,00 %       | NC         |                  |           |           | 100,000        | 0        | 0        | 0               |
| BSA0627 8.75% P5PP | BIAT                         | TN059Z110G78  | B22AF | 21     |          |          |                 | 100,000      | 0,00 %       | NC         |                  |           |           | 100,000        | 0        | 0        | 0               |
| BSA0627T+2.55%P5PP | BIAT                         | TN2XZZTDCR70  | B22AV | 21     |          |          |                 | 100,000      | 0,00 %       | NC         |                  |           |           | 100,000        | 0        | 0        | 0               |
| BSB0627 8.75% P5   | BIAT                         | TNBLRFH96SL4  | B22BF | 21     |          |          |                 | 100,130      | 0,00 %       | NC         |                  |           |           | 100,130        | 0        | 0        | 0               |
| BSB0627T+2.55% P5  | BIAT                         | TNUALDKV3BS3  | B22BV | 21     |          |          |                 | 100,000      | 0,00 %       | NC         |                  |           |           | 100,000        | 0        | 0        | 0               |
| BSC0627 9.15% IF5  | BIAT                         | TNODT45XV9P9  | B22CF | 21     |          |          |                 | 98,440       | 0,00 %       | NC         |                  |           |           | 98,440         | 0        | 0        | 0               |
| BSC0627T+2.95% IF5 | BIAT                         | TN9MG9S138K0  | B22CV | 21     |          |          |                 | 96,210       | 0,00 %       | NC         |                  |           |           | 99,970         | 1        | 80       | 8 276           |
| BSD0629 9.20% P7-2 | BIAT                         | TN8J8QFA4123  | B22DF | 21     |          |          |                 | 100,000      | 0,00 %       | NC         |                  |           |           | 100,000        | 0        | 0        | 0               |
| BSD0629 T+3% P7-2  | BIAT                         | TNGOJL11IN67  | B22DV | 21     |          |          |                 | 100,000      | 0,00 %       | NC         |                  |           |           | 100,000        | 0        | 0        | 0               |
| BSE0629 9.45% IF7  | BIAT                         | TNPZ2BZUFO23  | B22EF | 21     |          |          |                 | 100,000      | 0,00 %       | NC         |                  |           |           | 100,000        | 0        | 0        | 0               |
| BSE0629T+3.25% IF7 | BIAT                         | TN4IAOG12753  | B22EV | 21     |          |          |                 | 100,000      | 0,00 %       | NC         |                  |           |           | 100,000        | 0        | 0        | 0               |
| BSF0632 9.60%P10-5 | BIAT                         | TNGQ611JKPR4  | B22FF | 21     |          |          |                 | 100,000      | 0,00 %       | NC         |                  |           |           | 100,000        | 0        | 0        | 0               |
| BSF0632T+3.35P10-5 | BIAT                         | TNDIUT047VF9  | B22FV | 21     |          |          |                 | 100,180      | 0,00 %       | NC         |                  |           |           | 100,180        | 0        | 0        | 0               |
| BSG0632 9.70% IF10 | BIAT                         | TNFSFT39R800  | B22GF | 21     |          |          |                 | 100,760      | 0,00 %       | NC         |                  |           |           | 100,760        | 0        | 0        | 0               |
| BSG0632T+3.45%IF10 | BIAT                         | TNHD4NKEWF69  | B22GV | 21     |          |          |                 | 100,000      | 0,00 %       | NC         |                  |           |           | 100,000        | 0        | 0        | 0               |
| BHSB0425 7.85%P7-2 | BH BANK                      | TN0001901040  | B58BF | 21     |          |          |                 | 100,000      | 0,00 %       | NC         |                  |           |           | 100,000        | 0        | 0        | 0               |
| BHSB0425T+2.1%P7-2 | BH BANK                      | TN0001901057  | B58BV | 21     |          |          |                 | 100,000      | 0,00 %       | NC         |                  |           |           | 100,000        | 0        | 0        | 0               |
| BHS C0425 8% INF 7 | BH BANK                      | TN0001901065  | B58CF | 21     |          |          |                 | 100,000      | 0,00 %       | NC         |                  |           |           | 100,000        | 0        | 0        | 0               |
| BH SC0326 10.3P7-2 | BH BANK                      | TN0001901115  | B59CF | 21     |          |          |                 | 100,000      | 0,00 %       | NC         |                  |           |           | 100,000        | 0        | 0        | 0               |
| BH SC0326T+2.6P7-2 | BH BANK                      | TN0001901123  | B59CV | 21     |          |          |                 | 100,000      | 0,00 %       | NC         |                  |           |           | 100,000        | 0        | 0        | 0               |
| BHSA1026T+2.55P5-1 | BH BANK                      | TNSH8NX1WC4   | B521A | 21     |          |          |                 | 101,490      | 0,00 %       | NC         |                  |           |           | 101,490        | 0        | 0        | 0               |
| BHSA1026T+2.7%INF5 | BH BANK                      | TNIHW049ARG5  | B521B | 21     |          |          |                 | 100,000      | 0,00 %       | NC         |                  |           |           | 100,000        | 0        | 0        | 0               |
| BH SC1028 9.1%P7-2 | BH BANK                      | TN0PIDORGAE6  | B521C | 21     |          |          |                 | 99,400       | 0,00 %       | NC         |                  |           |           | 99,240         | 1        | 246      | 20 200          |
| BHSD1028T+2.9%P7-2 | BH BANK                      | TNA4HARL4UUS  | B521D | 21     |          |          |                 | 100,000      | 0,00 %       | NC         |                  |           |           | 100,000        | 0        | 0        | 0               |
| STB0528T+1.75%AP20 | STB                          | TN0002601003  | STB8C | 21     |          |          |                 | 100,000      | 0,00 %       | NC         |                  |           |           | 100,000        | 0        | 0        | 0               |
| STB0533 T+2.0%AP25 | STB                          | TN0002601011  | STB8D | 21     |          |          |                 | 100,000      | 0,00 %       | NC         |                  |           |           | 100,000        | 0        | 0        | 0               |
| STB0325 5.30%P15   | STB                          | TN0002601045  | SB10B | 21     |          |          |                 | 100,000      | 0,00 %       | NC         |                  |           |           | 100,000        | 0        | 0        | 0               |
| STB SC1126 11%P7-2 | STB                          | TN0002601169  | S91CF | 21     |          |          |                 | 100,150      | 0,00 %       | NC         |                  |           |           | 100,150        | 0        | 0        | 0               |
| STBSC1126T+2.8P7-2 | STB                          | TN0002601177  | S91CV | 21     |          |          |                 | 100,000      | 0,00 %       | NC         |                  |           |           | 100,000        | 0        | 0        | 0               |
| STBSD1126 11,5%IF7 | STB                          | TN0002601185  | S891D | 21     |          |          |                 | 100,000      | 0,00 %       | NC         |                  |           |           | 100,000        | 0        | 0        | 0               |
| STB SA0425 10.5%P5 | STB                          | TN0002601201  | S20AF | 21     |          |          |                 | 100,000      | 0,00 %       | NC         |                  |           |           | 100,000        | 0        | 0        | 0               |
| STB SC0427 11%P7-2 | STB                          | TN0002601219  | S20CF | 21     |          |          |                 | 100,150      | 0,00 %       | NC         |                  |           |           | 100,150        | 0        | 0        | 0               |
| STBSE0425 11,3%CU5 | STB                          | TN0002601227  | SB20E | 21     |          |          |                 | 100,000      | 0,00 %       | NC         |                  |           |           | 100,000        | 0        | 0        | 0               |
| STBSA0127 8.7% AP5 | STB                          | TNWSQSMZ65V8  | S21AF | 21     |          |          |                 | 99,520       | 0,00 %       | NC         |                  |           |           | 99,520         | 0        | 0        | 0               |
| STBSA0127T+2.3%AP5 | STB                          | TN8X3GLZYOR8  | S21AV | 21     |          |          |                 | 99,300       | 0,00 %       | NC         |                  |           |           | 99,300         | 0        | 0        | 0               |
| STBSB0127 8.95%IF5 | STB                          | TNTGLIP3KDL6  | S21BF | 21     |          |          |                 | 100,000      | 0,00 %       | NC         |                  |           |           | 100,000        | 0        | 0        | 0               |
| STBSB0127T+2.55IF5 | STB                          | TN4UMPL967X2  | S21BV | 21     |          |          |                 | 100,000      | 0,00 %       | NC         |                  |           |           | 100,000        | 0        | 0        | 0               |
| STBSC0127 9.1% AP5 | STB                          | TNXFR5BNBPM9  | S21CF | 21     |          |          |                 | 100,000      | 0,00 %       | NC         |                  |           |           | 100,000        | 0        | 0        | 0               |
| STBSC0127T+2.7%AP5 | STB                          | TN2MYCP047G7  | S21CV | 21     |          |          |                 | 100,000      | 0,00 %       | NC         |                  |           |           | 100,000        | 0        | 0        | 0               |
| STBSD0127 9.35%IF5 | STB                          | TNL6Z2LXMEP5  | S21DF | 21     |          |          |                 | 100,000      | 0,00 %       | NC         |                  |           |           | 100,000        | 0        | 0        | 0               |
| STBSE0127 8.7% AP5 | STB                          | TN0R77XCOAH0  | S21EF | 21     |          |          |                 | 100,000      | 0,00 %       | NC         |                  |           |           | 100,000        | 0        | 0        | 0               |
| BNASB0825 8.5%P7-2 | BNA                          | TN0003100773  | BNSBF | 21     |          |          |                 | 100,000      | 0,00 %       | NC         |                  |           |           | 100,000        | 0        | 0        | 0               |
| BNASB825T+2.25P7-2 | BNA                          | TN0003100781  | BNSBV | 21     |          |          |                 | 100,000      | 0,00 %       | NC         |                  |           |           | 100,000        | 0        | 0        | 0               |
| AB0528 7.0%AP20    | AB                           | TN0003400330  | AB58B | 21     |          |          |                 | 100,000      | 0,00 %       | NC         |                  |           |           | 100,000        | 0        | 0        | 0               |
| AB0825 T+0.85%AP15 | AB                           | TN0003400405  | AB825 | 21     |          |          |                 | 100,000      | 0,00 %       | NC         |                  |           |           | 100,000        | 0        | 0        | 0               |
| AB SA0226 9% AP5PP | AB                           | TN0003400652  | AB53A | 21     |          |          |                 | 98,500       | 0,00 %       | NC         |                  |           |           | 98,500         | 0        | 0        | 0               |
| AB SB0226 9.2% AP5 | AB                           | TN0003400660  | AB53B | 21     |          |          |                 | 100,000      | 0,00 %       | NC         |                  |           |           | 99,200         | 1        | 20 000   | 400 605         |
| ABSC0228 9,4%AP7-2 | AB                           | TN0003400678  | AB53C | 21     |          |          |                 | 100,000      | 0,00 %       | NC         |                  |           |           | 100,000        | 0        | 0        | 0               |
| AB SA0428T+2.7P7-2 | AB                           | TN0003400686  | AB51A | 21     |          |          |                 | 100,000      | 0,00 %       | NC         |                  |           |           | 100,000        | 0        | 0        | 0               |
| AB SB0431T+2.8AP10 | AB                           | TN0003400694  | AB51B | 21     |          |          |                 | 100,000      | 0,00 %       | NC         |                  |           |           | 100,000        | 0        | 0        | 0               |
| ABSA1028 10.05%AP5 | AB                           | TNDE9EH75A12  | AB3AF | 21     |          |          |                 | 100,000      | 0,00 %       | NC         |                  |           |           | 100,000        | 2        | 11 500   | 945 221         |
| ABSA1028T+2.15%AP5 | AB                           | TNL8PGUB9C93  | AB3AV | 21     |          |          |                 | 100,000      | 0,00 %       | NC         |                  |           |           | 100,000        | 0        | 0        | 0               |
| ABSC1030 10.2%P7-2 | AB                           | TN5PTKYMCD13  | AB3CF | 21     |          |          |                 | 100,000      | 0,00 %       | NC         |                  |           |           | 100,000        | 0        | 0        | 0               |
| ABSC1030T+2.3%P7-2 | AB                           | TNTMJ1DJ4SH4  | AB3CV | 21     |          |          |                 | 100,000      | 0,00 %       | NC         |                  |           |           | 100,000        | 0        | 0        | 0               |
| ABSD1030 10.3% IF7 | AB                           | TNOGGAFA4RX47 | AB3DF | 21     |          |          |                 | 100,000      | 0,00 %       | NC         |                  |           |           | 100,000        | 0        | 0        | 0               |
| ABSD1030 T+2.4%IF7 | AB                           | TNR3ZRJWC984  | AB3DV | 21     |          |          |                 | 100,000      | 0,00 %       | NC         |                  |           |           | 100,000        | 0        | 0        | 0               |
| ATB0527T+1.75%AP20 | ATB                          | TN0003600491  | ATB7C | 21     |          |          |                 | 100,000      | 0,00 %       | NC         |                  |           |           | 100,000        | 0        | 0        | 0               |
| ATB0532T+2.0%AP25  | ATB                          | TN0003600509  | ATB7D | 21     |          |          |                 | 100,000      | 0,00 %       | NC         |                  |           |           | 100,000        | 0        | 0        | 0               |
| ATB0529 5.9%P20-5  | ATB                          | TN0003600582  | ATB82 | 21     |          |          |                 | 100,000      | 0,00 %       | NC         |                  |           |           | 100,000        | 0        | 0        | 0               |
| ATBSA325T+2.05P7-2 | ATB                          | TN0003600640  | ATBSA | 21     |          |          |                 | 100,000      | 0,00 %       | NC         |                  |           |           | 100,000        | 0        | 0        | 0               |
| ATBSB0328T+2.1AP10 | ATB                          | TN0003600657  | ATBSB | 21     |          |          |                 | 100,000      | 0,00 %       | NC         |                  |           |           | 100,000        | 0        | 0        | 0               |
| UIB0729 5.85%AP20  | UIB                          | TN0003900248  | UB91C | 21     |          |          |                 | 100,000      | 0,00 %       | NC         |                  |           |           | 100,000        | 1        | 35       | 901             |
| UIB0831 6.3%P20    | UIB                          | TN0003900263  | U111B | 21     |          |          |                 | 90,330       | 0,00 %       | NC         |                  |           |           | 90,330         | 0        | 0        | 0               |
| UIB0133 6.70% AP20 | UIB                          | TN0003900305  | UB21C | 21     |          |          |                 | 100,000      | 0,00 %       | NC         |                  |           |           | 100,000        | 0        | 0        | 0               |
| BTK0230 5.85%P20   | BTK                          | TN0004620142  | BTK9D | 21     |          |          |                 | 100,000      | 0,00 %       | NC         |                  |           |           | 100,000        | 0        | 0        | 0               |
| BTK0130 T+2.5% AP5 | BTK                          | TN3Z8RRR997   | BTK24 | 21     |          |          |                 | 100,000      | 0,00 %       | NC         |                  |           |           | 100,000        | 0        | 0        | 0               |
| WIBIC0626 10.75%P7 | WIFACK INTERNATIONAL BANK    | TN0007200199  | WB19C | 21     |          |          |                 | 98,000       | 0,00 %       | NC         |                  |           |           | 98,000         | 0        | 0        | 0               |
| WIB ID 0626 11%P7  | WIFACK INTERNATIONAL BANK    | TN0007200207  | WB19D | 21     |          |          |                 | 95,000       | 0,00 %       | NC         |                  |           |           | 95,000         | 0        | 0        | 0               |
| WIB A 0128 9.25%P5 | WIFACK INTERNATIONAL BANK    | TNR4CLXNS261  | WB22A | 21     |          |          |                 | 100,000      | 0,00 %       | NC         |                  |           |           | 100,000        | 0        | 0        | 0               |
| WIBB0130 9.75%P7-2 | WIFACK INTERNATIONAL BANK    | TN6K3B3UB12   | WB22B | 21     |          |          |                 | 100,000      | 0,00 %       | NC         |                  |           |           | 100,000        | 0        | 0        | 0               |
| WC0133 10.25%P10-2 | WIFACK INTERNATIONAL BANK    | TNMC9HTIB5A4  | WB22C | 21     |          |          |                 | 100,000      | 0,00 %       | NC         |                  |           |           | 100,000        | 0        | 0        | 0               |
| ABC B0725 8.4%P7-2 | ABC TUNISIE                  | TN0007780034  | ABC8F | 21     |          |          |                 | 100,000      | 0,00 %       | NC         |                  |           |           | 100,000        | 0        | 0        | 0               |
| ABC B0725T+2.4P7-2 | ABC TUNISIE                  | TN0007780042  | ABC8V | 21     |          |          |                 | 100,000      | 0,00 %       | NC         |                  |           |           | 100,000        | 0        | 0        | 0               |
| ABCC0725T+2.5 INF7 | ABC TUNISIE                  | TN0007780059  | ABC8V | 21     |          |          |                 | 100,000      | 0,00 %       | NC         |                  |           |           | 100,000        | 0        | 0        | 0               |
| ABC A0625 11%AP5   | ABC TUNISIE                  | TN0007780067  | AC20A | 21     |          |          |                 | 100,000      | 0,00 %       | NC         |                  |           |           | 99,930         | 1        | 330      | 7 077           |
| ABCB0627 11.5%P7-2 | ABC TUNISIE                  | TN0007780075  | AC20B | 21     |          |          |                 | 104,900      | 0,00 %       | NC         |                  |           |           | 104,900        | 0        | 0        | 0               |
| TL B0525 8.2% P7-2 | TUNISIE LEASING ET FACTORING | TN0002102010  | T81BF | 21     |          |          |                 | 100,000      | 0,00 %       | NC         |                  |           |           | 100,000        | 0        | 0        | 0               |
| TLFSB 0126 11%P7-2 | TUNISIE LEASING ET FACTORING | TN0002102085  | T85BF | 21     |          |          |                 | 100,000      | 0,00 %       | NC         |                  |           |           | 100,600        | 0        | 0        | 0               |
| TLFSB 0126T+3%P7-2 | TUNISIE LEASING ET FACTORING | TN0002102093  | T85BV | 21     |          |          |                 | 100,000      | 0,00 %       | NC         |                  |           |           | 100,000        | 0        | 0        | 0               |
| TL B0626 11.7%P7-2 | TUNISIE LEASING ET FACTORING | TN0002102127  | T91BF | 21     |          |          |                 | 102,630      | 0,00 %       | NC         |                  |           |           | 102,630        | 0        | 0        | 0               |
| TLS 0525 11.6      |                              |               |       |        |          |          |                 |              |              |            |                  |           |           |                |          |          |                 |

2 916 394

Capitaux traités sur l'année en TND

Cotation électronique

| Echanges | Quantité | Capitaux en TND |
|----------|----------|-----------------|
| 886      | 539 075  | 1 263 904       |

Répartition par catégorie de donneurs d'ordres

| Achat         | Echanges   | Quantité       | Capitaux en TND  | Capitaux en %  |
|---------------|------------|----------------|------------------|----------------|
| T. Libre      | 824        | 504 344        | 1 183 144        | 93,61%         |
| T. Géré       | 61         | 33 731         | 78 600           | 6,22%          |
| Etranger Géré | 1          | 1 000          | 2 160            | 0,17%          |
| <b>Total</b>  | <b>886</b> | <b>539 075</b> | <b>1 263 904</b> | <b>100,00%</b> |

| Vente        | Echanges   | Quantité       | Capitaux en TND  | Capitaux en %  |
|--------------|------------|----------------|------------------|----------------|
| T. Libre     | 761        | 474 462        | 1 111 099        | 87,91%         |
| T. Géré      | 125        | 64 613         | 152 805          | 12,09%         |
| <b>Total</b> | <b>886</b> | <b>539 075</b> | <b>1 263 904</b> | <b>100,00%</b> |

Cotation sur Panneaux : Les enchères

| Echanges | Quantité | Capitaux en TND |
|----------|----------|-----------------|
| 68       | 149 098  | 1 652 490       |

Répartition par catégorie de donneurs d'ordres

| Achat        | Echanges  | Quantité       | Capitaux en TND  | Capitaux en %  |
|--------------|-----------|----------------|------------------|----------------|
| T.Libre      | 50        | 34 129         | 883 441          | 53,46%         |
| T.Géré       | 18        | 114 969        | 769 049          | 46,54%         |
| <b>Total</b> | <b>68</b> | <b>149 098</b> | <b>1 652 490</b> | <b>100,00%</b> |

| Vente        | Echanges  | Quantité       | Capitaux en TND  | Capitaux en %  |
|--------------|-----------|----------------|------------------|----------------|
| T.Géré       | 19        | 115 864        | 949 213          | 57,44%         |
| T.Libre      | 49        | 33 234         | 703 278          | 42,56%         |
| <b>Total</b> | <b>68</b> | <b>149 098</b> | <b>1 652 490</b> | <b>100,00%</b> |

Le Marché Hors Cote : Activité par valeur sur le système de cotation électronique

| Séance du jour    |              |       |        |          |          |                 |         |              |            |             |      | Année 2025 |           |                  |            |                |                  |
|-------------------|--------------|-------|--------|----------|----------|-----------------|---------|--------------|------------|-------------|------|------------|-----------|------------------|------------|----------------|------------------|
| Valeur            | Code ISIN    | MNEMO | Groupe | Echanges | Quantité | Capitaux en TND | Clôture | Var. du Jour | Indicateur | VWAP Veille | VWAP | Var. VWAP  | Ouverture | Rendement annuel | Echanges   | Quantité       | Capitaux en TND  |
| SITEX             | TN0004300307 | SITEX | 13     |          |          |                 | 3,850   | 0,00 %       | NC         |             |      |            | 3,350     | 14,93 %          | 5          | 957            | 3 694            |
| STE TUN. DU SUCRE | TN0006170013 | STS   | 13     |          |          |                 | 10,780  | 0,00 %       | NC         |             |      |            | 11,620    | -7,23 %          | 9          | 232            | 2 634            |
| BNA ASSURANCES    | TN0007680010 | AMI   | 13     |          |          |                 | 2,200   | 2,80 %       | H          | 2,140       |      |            | 2,450     | -10,20 %         | 872        | 537 886        | 1 257 576        |
| <b>Total</b>      |              |       |        | <b>0</b> | <b>0</b> | <b>0</b>        |         |              |            |             |      |            |           |                  | <b>886</b> | <b>539 075</b> | <b>1 263 904</b> |

Lignes secondaires

| Séance du jour        |              |       |        |          |          |                 |               |            |  | Année 2025 |          |                 |
|-----------------------|--------------|-------|--------|----------|----------|-----------------|---------------|------------|--|------------|----------|-----------------|
| Emetteur / Valeur     | Code ISIN    | MNEMO | Groupe | Echanges | Quantité | Capitaux en TND | Dernier cours | Indicateur |  | Echanges   | Quantité | Capitaux en TND |
| <b>BNA ASSURANCES</b> |              |       |        |          |          |                 |               |            |  |            |          |                 |
| AMI DA 1/4 110817     | TN0007680044 | AMI17 | 33     |          |          |                 |               | NC         |  | 0          | 0        | 0               |
| AMI DA27/35 241120    | TN0007680051 | AMI20 | 33     |          |          |                 |               | NC         |  | 0          | 0        | 0               |
| <b>Total</b>          |              |       |        | <b>0</b> | <b>0</b> | <b>0</b>        |               |            |  | <b>0</b>   | <b>0</b> | <b>0</b>        |