

Sommaire

Page

-Indicateurs de la séance & Activité des marchés

2

-Palmarès de la Séance

3

-Activité des marchés sur l'année

4

-Le Marché Principal

5

· Activité sur l'année par compartiment et par groupe de cotation

5

· Activité détaillée par valeur

6

· Répartition du volume des transactions sur l'année par catégorie de donneurs d'ordres

8

-Le Marché Obligataire

10

-Le Marché Hors-cote

13

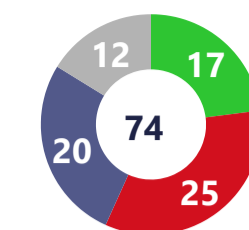
| Capitaux traités en TND | | |
|--------------------------|--------------------------|----------|
| Séance du jour | Cumul annuel 2025 | |
| 3 707 922 | 266 564 658 | -13,26 % |
| Total | Total | |
| 3 459 578 | 161 640 464 | 1,06 % |
| Cote : Titres de Capital | Cote : Titres de Capital | |
| 0 | 21 989 335 | -13,31 % |
| Cote : Titres de créance | Cote : Titres de créance | |
| 11 719 | 2 274 643 | 142,43 % |
| Hors Cote | Hors Cote | |
| 236 626 | 80 328 706 | -33,65 % |
| Enregistrements | Enregistrements | |
| 0 | 331 510 | 211,73K% |
| Déclarations | Déclarations | |

| Quantités traitées | | |
|-------------------------|-------------------------|----------|
| Séance du jour | Cumul annuel 2025 | |
| 501 527 | 29 243 276 | 63,25 % |
| Total | Total | |
| 460 411 | 21 417 231 | 54,80 % |
| Cote: Titres de capital | Cote: Titres de capital | |
| 0 | 268 279 | -49,09 % |
| Cote: Titres de Créance | Cote: Titres de créance | |
| 4 727 | 537 402 | 427,85 % |
| Hors Cote | Hors cote | |
| 36 389 | 7 020 345 | 103,53 % |
| Enregistrements | Enregistrements | |
| 0 | 19 | 280,00 % |
| Déclarations | Déclarations | |

| Nombre de Transactions | | |
|--------------------------|--------------------------|----------|
| Séance du jour | Cumul annuel 2025 | |
| 1 914 | 51 416 | 55,57 % |
| Total | Total | |
| 1 888 | 50 543 | 59,38 % |
| Cote: Titres de capital | Cote: Titres de capital | |
| 0 | 121 | -86,95 % |
| Cote : Titres de créance | Cote : Titres de créance | |
| 23 | 623 | 211,50 % |
| Hors cote | Hors cote | |
| 3 | 128 | -39,05 % |
| Enregistrements | Enregistrements | |
| 0 | 1 | 0,00 % |
| Déclarations | Déclarations | |

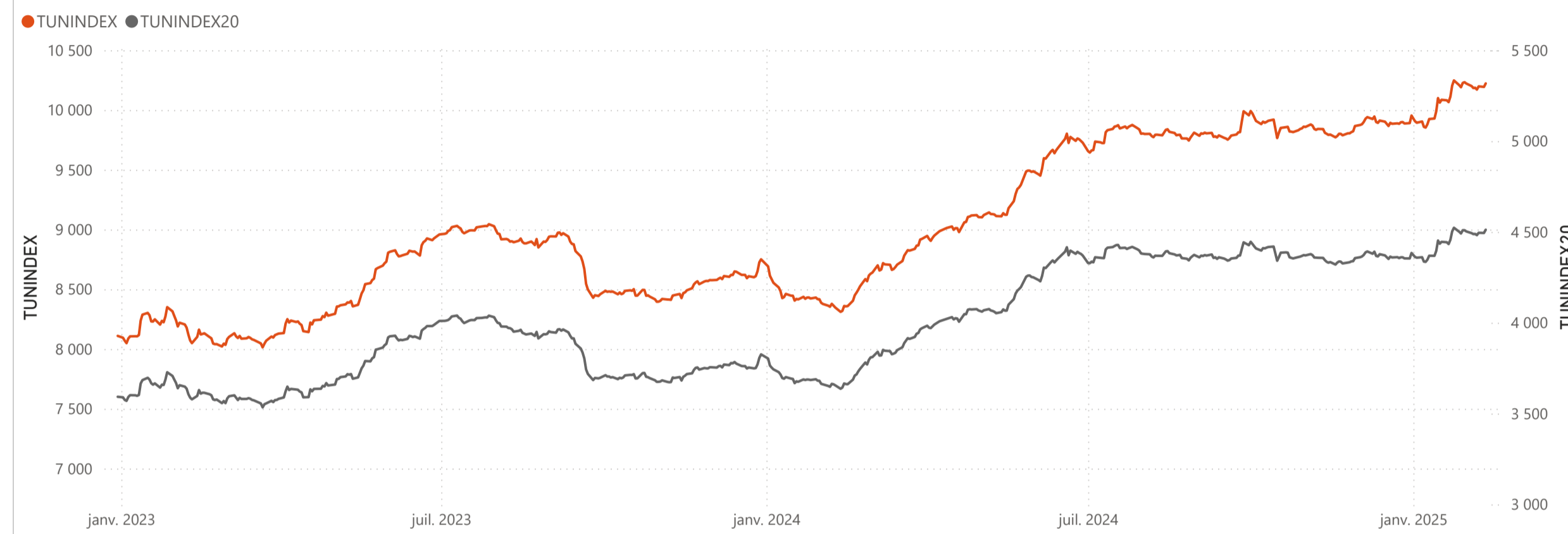
| Cap. Boursière en MD | |
|----------------------|---------------|
| 27 200 | |
| 0,28 % | 2,77 % |
| Var. Jour | Var. annuelle |

| Marchés | Echanges Bloc | Quantité Bloc | Capitaux Bloc | Echanges | Quantité | Capitaux en TND |
|------------------|---------------|---------------|---------------|----------|----------|-----------------|
| Marché Principal | 0 | 0 | 0 | 1 888 | 460 411 | 3 459 578 |

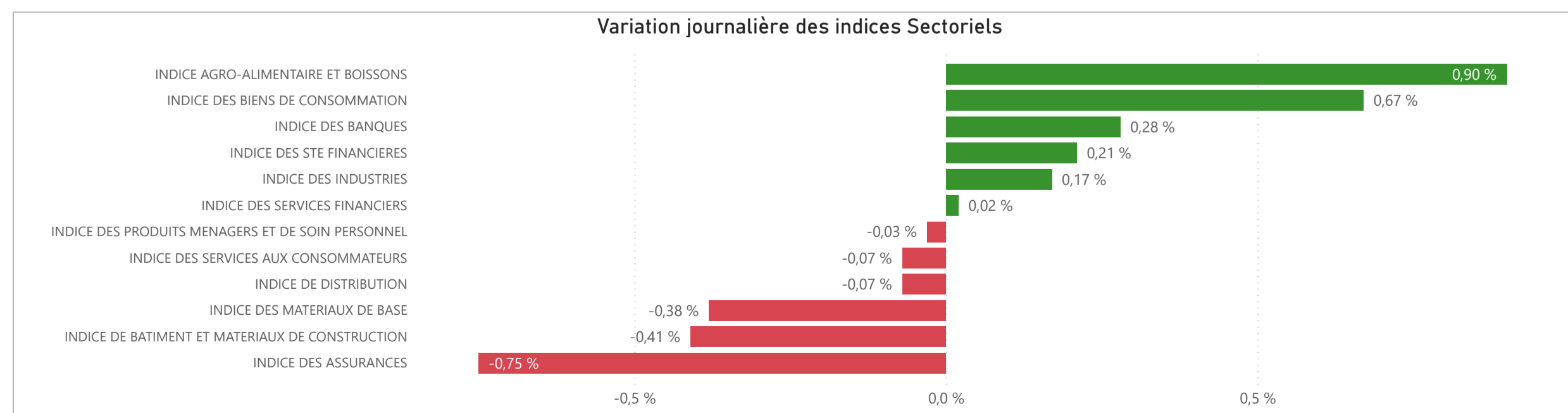


● Housse ● Baisse ● Inchangé ● NC ● Suspendu

| TUNINDEX | 0,29 % | 2,70 % | Plus haut de l'année | Plus bas de l'année | TUNINDEX20 | 0,40 % | 2,92 % | Plus haut de l'année | Plus bas de l'année |
|-----------|--------------|------------|----------------------|---------------------|------------|--------------|------------|----------------------|---------------------|
| 10 222,46 | Var. du Jour | Var. année | 10 247,38 | 9 852,65 | 4 511,94 | Var. du Jour | Var. année | 4 522,77 | 4 334,94 |
| | | | 24/01/2025 | 08/01/2025 | | | | 24/01/2025 | 08/01/2025 |



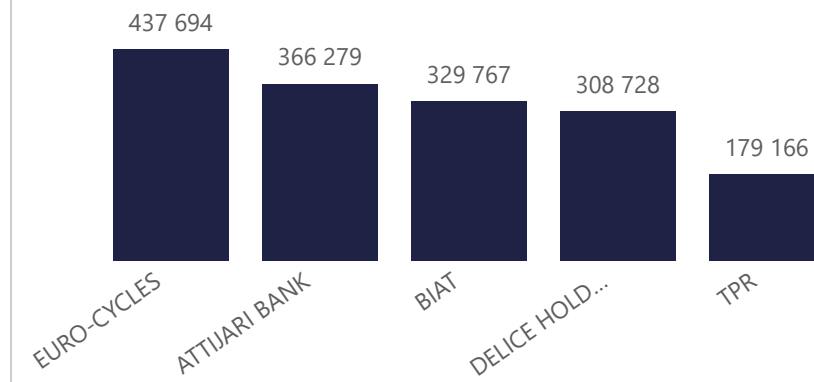
| INDICES SECTORIELS | Indice du Jour | Indice Veille | Var. du Jour | Var. sur l'année | Poids dans TUNINDEX | Plus haut de l'année | Plus bas de l'année |
|---|----------------|---------------|--------------|------------------|---------------------|----------------------|---------------------|
| INDICE DES STE FINANCIERES | 7 712,13 | 7 695,75 | 0,21 % | 3,19 % | 60,56 % | 24/01/2025 | 7 744,86 |
| INDICE DES BANQUES | 7 172,20 | 7 151,96 | 0,28 % | 3,50 % | 54,01 % | 24/01/2025 | 7 205,62 |
| INDICE DES ASSURANCES | 14 715,94 | 14 826,90 | -0,75 % | -3,26 % | 3,22 % | 13/01/2025 | 15 269,46 |
| INDICE DES SERVICES FINANCIERS | 13 122,87 | 13 120,69 | 0,02 % | 4,92 % | 3,33 % | 11/02/2025 | 13 122,87 |
| INDICE DES SERVICES AUX CONSOMMATEURS | 3 365,51 | 3 367,89 | -0,07 % | 7,59 % | 3,48 % | 07/02/2025 | 3 374,95 |
| INDICE DE DISTRIBUTION | 5 302,35 | 5 306,10 | -0,07 % | 7,59 % | 3,48 % | 07/02/2025 | 5 317,22 |
| INDICE DES BIENS DE CONSOMMATION | 8 226,04 | 8 171,00 | 0,67 % | 1,72 % | 21,03 % | 30/01/2025 | 8 272,27 |
| INDICE AGRO-ALIMENTAIRE ET BOISSONS | 10 109,42 | 10 019,68 | 0,90 % | 2,51 % | 16,04 % | 31/01/2025 | 10 218,50 |
| INDICE DES PRODUITS MENAGERS ET DE SOIN PERSONNEL | 2 635,26 | 2 636,12 | -0,03 % | -0,72 % | 4,99 % | 10/02/2025 | 2 636,12 |
| INDICE DES INDUSTRIES | 1 835,43 | 1 832,26 | 0,17 % | -0,10 % | 10,99 % | 14/01/2025 | 1 858,42 |
| INDICE DE BATIMENT ET MATERIAUX DE CONSTRUCTION | 803,97 | 807,24 | -0,41 % | -0,79 % | 4,37 % | 14/01/2025 | 838,63 |
| INDICE DES MATERIAUX DE BASE | 5 394,45 | 5 414,80 | -0,38 % | 5,64 % | 2,52 % | 27/01/2025 | 5 510,63 |



Valeurs les plus actives

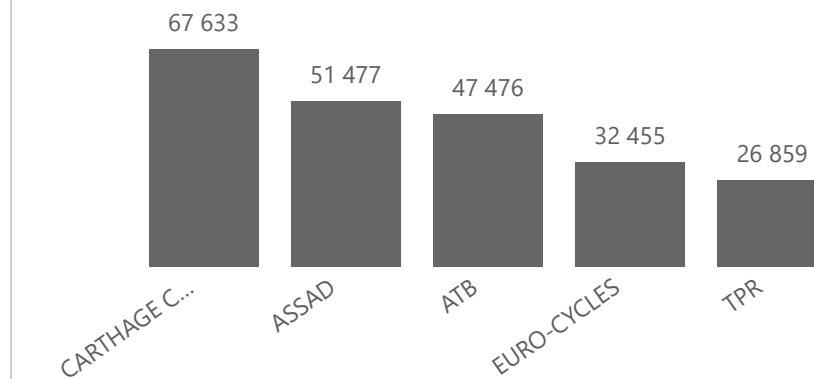
| Valeur | Compartiment | Groupe | Capitaux en TND |
|----------------|--------------|--------|-----------------|
| EURO-CYCLES | B | 11 | 437 694 |
| ATTIJARI BANK | A | 11 | 366 279 |
| BIAT | A | 11 | 329 767 |
| DELICE HOLDING | A | 11 | 308 728 |
| TPR | A | 11 | 179 166 |

Capitaux en TND



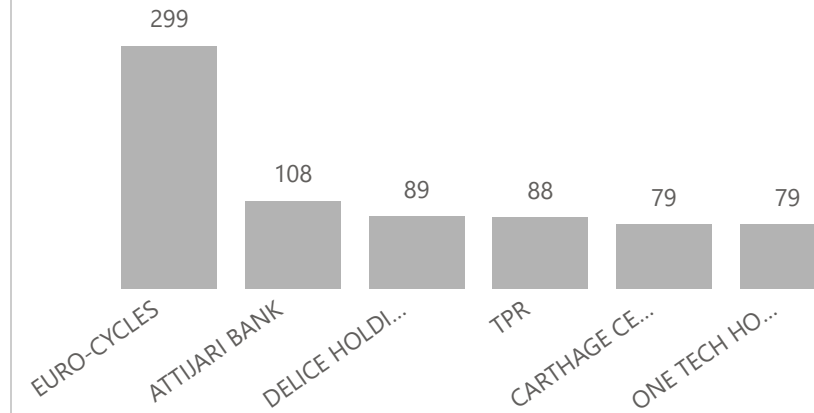
| Valeur | Compartiment | Groupe | Quantité |
|-----------------|--------------|--------|----------|
| CARTHAGE CEMENT | A | 11 | 67 633 |
| ASSAD | S | 99 | 51 477 |
| ATB | A | 11 | 47 476 |
| EURO-CYCLES | B | 11 | 32 455 |
| TPR | A | 11 | 26 859 |

Quantité



| Valeur | Compartiment | Groupe | Echanges |
|------------------|--------------|--------|----------|
| EURO-CYCLES | B | 11 | 299 |
| ATTIJARI BANK | A | 11 | 108 |
| DELICE HOLDING | A | 11 | 89 |
| TPR | A | 11 | 88 |
| CARTHAGE CEMENT | A | 11 | 79 |
| ONE TECH HOLDING | A | 11 | 79 |

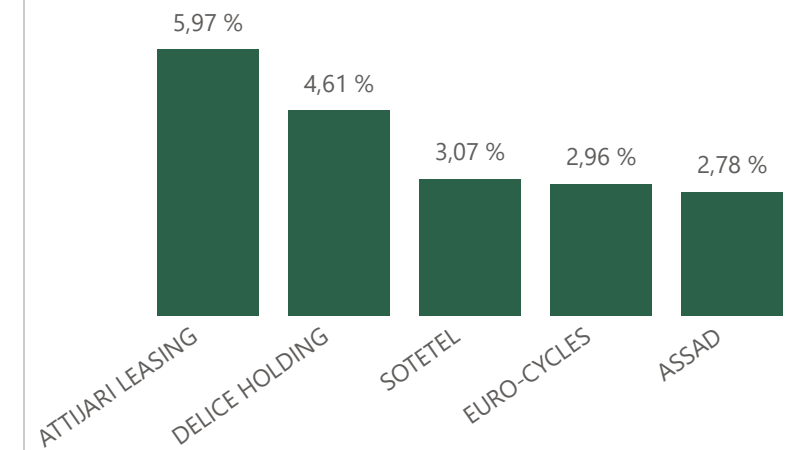
Echanges



Principaux écarts

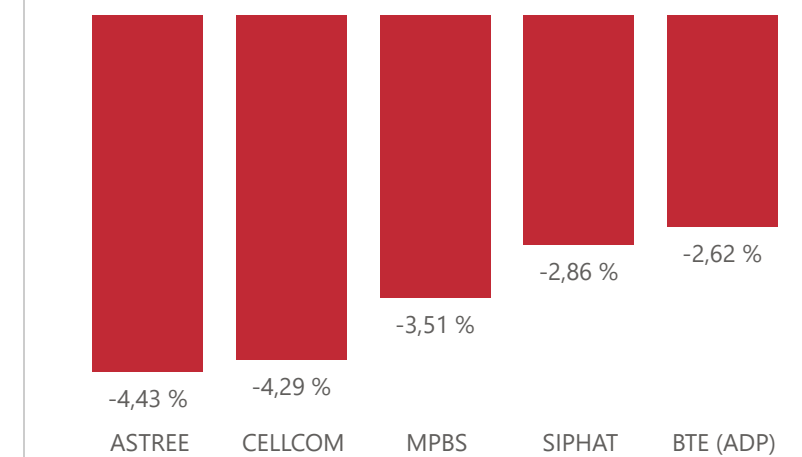
| Valeur | Groupe | Cours de Clôture | Var. du Jour |
|------------------|--------|------------------|--------------|
| ATTIJARI LEASING | 11 | 22,890 | 5,97 % |
| DELICE HOLDING | 11 | 17,940 | 4,61 % |
| SOTETEL | 11 | 7,050 | 3,07 % |
| EURO-CYCLES | 11 | 13,580 | 2,96 % |
| ASSAD | 99 | 0,740 | 2,78 % |

Top 5 hausses



| Valeur | Groupe | Cours de Clôture | Var. du Jour |
|-----------|--------|------------------|--------------|
| ASTREE | 12 | 43,810 | -4,43 % |
| CELLCOM | 12 | 2,010 | -4,29 % |
| MPBS | 11 | 9,900 | -3,51 % |
| SIPHAT | 99 | 3,400 | -2,86 % |
| BTE (ADP) | 12 | 3,340 | -2,62 % |

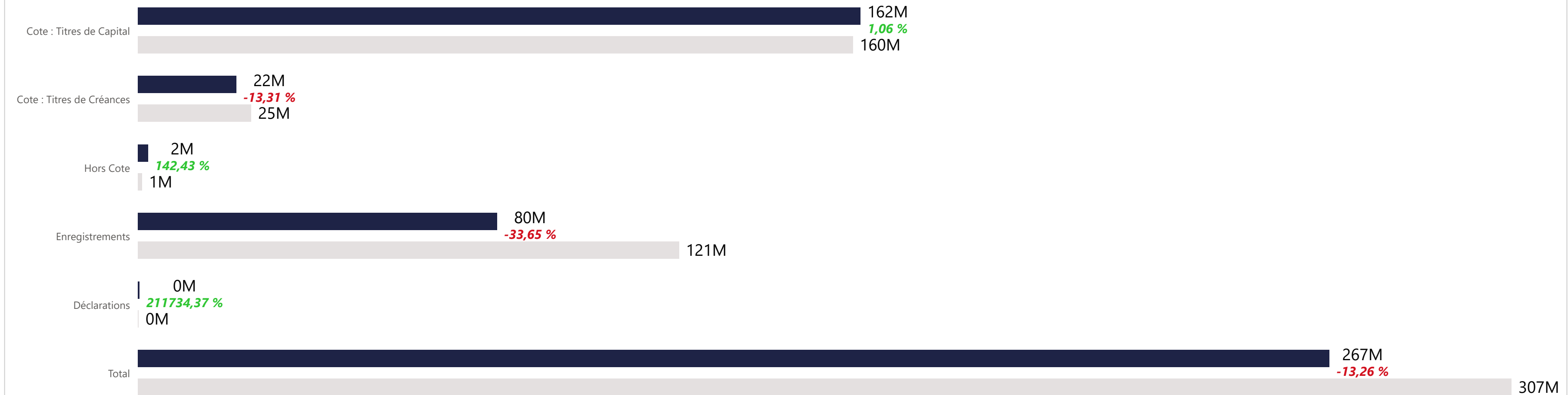
Top 5 baisses



| Marchés | Echanges cumulés 2025 | Echanges cumulés 2024 | Variation | Quantité cumulée 2025 | Quantité cumulée 2024 | Variation | Capitaux cumulés 2025 en TND | Capitaux cumulés 2024 en TND | Variation |
|---------------------------|-----------------------|-----------------------|-----------|-----------------------|-----------------------|-----------|------------------------------|------------------------------|-------------|
| Cote : Titres de Capital | 50 543 | 31 712 | 59,38 % | 21 417 231 | 13 835 498 | 54,80 % | 161 640 464 | 159 951 552 | 1,06 % |
| Cote : Titres de Créances | 121 | 927 | -86,95 % | 268 279 | 526 924 | -49,09 % | 21 989 335 | 25 364 876 | -13,31 % |
| Hors Cote | 623 | 200 | 211,50 % | 537 402 | 101 809 | 427,85 % | 2 274 643 | 938 250 | 142,43 % |
| Enregistrements | 128 | 210 | -39,05 % | 7 020 345 | 3 449 257 | 103,53 % | 80 328 706 | 121 060 525 | -33,65 % |
| Déclarations | 1 | 1 | 0,00 % | 19 | 5 | 280,00 % | 331 510 | 156 | 211734,37 % |
| Total | 51 416 | 33 050 | 55,57 % | 29 243 276 | 17 913 493 | 63,25 % | 266 564 658 | 307 315 360 | -13,26 % |

Evolution des capitaux traités en TND 2025/2024

● Capitaux 2025 ● Capitaux 2024



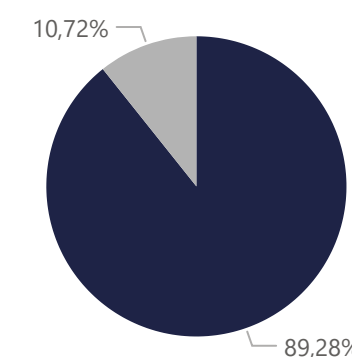
161 640 464

Capitaux traités en TND

| Marché | Echanges | Quantité | Capitaux en TND |
|--------------------------|----------|------------|-----------------|
| Cote : Titres de Capital | 50 543 | 21 417 231 | 161 640 464 |

Répartition du volume entre Carnet d'ordres central et Marché de blocs

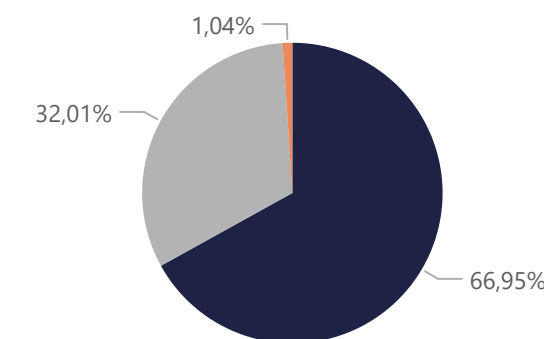
| Marché | Echanges | Quantité | Capitaux en TND | Capitaux en % |
|-------------------------|---------------|-------------------|--------------------|----------------|
| Carnet d'ordres Central | 50 539 | 19 128 145 | 144 316 087 | 89,28% |
| Marché de Blocs | 4 | 2 289 086 | 17 324 377 | 10,72% |
| Total | 50 543 | 21 417 231 | 161 640 464 | 100,00% |



Marché
 ● Carnet d'ordres Central
 ● Marché de Blocs

Répartition du volume par Compartiment

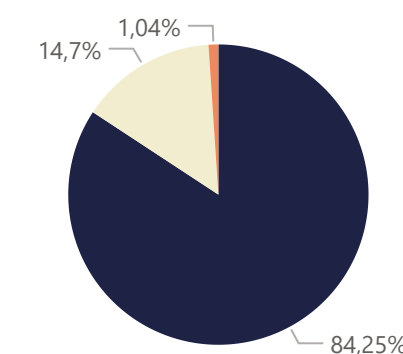
| Compartiment | Echanges | Quantité | Capitaux en TND | Capitaux en % |
|--------------|---------------|-------------------|--------------------|----------------|
| A | 30 392 | 12 619 786 | 108 223 574 | 66,95% |
| B | 18 099 | 6 035 928 | 51 741 997 | 32,01% |
| S | 2 052 | 2 761 517 | 1 674 893 | 1,04% |
| Total | 50 543 | 21 417 231 | 161 640 464 | 100,00% |



Compartiment
 ● A
 ● B
 ● S

Répartition du volume par Groupe de cotation

| Groupe de cotation | Echanges | Quantité | Capitaux en TND | Capitaux en % |
|--------------------|---------------|-------------------|--------------------|----------------|
| 11 | 44 584 | 15 450 629 | 136 178 172 | 84,25% |
| 12 | 2 081 | 3 193 820 | 23 765 964 | 14,70% |
| 99 | 2 020 | 2 761 134 | 1 674 881 | 1,04% |
| 32 | 1 858 | 11 648 | 21 447 | 0,01% |
| Total | 50 543 | 21 417 231 | 161 640 464 | 100,00% |



Groupe de cotation
 ● 11
 ● 12
 ● 99
 ● 32

Séance du jour

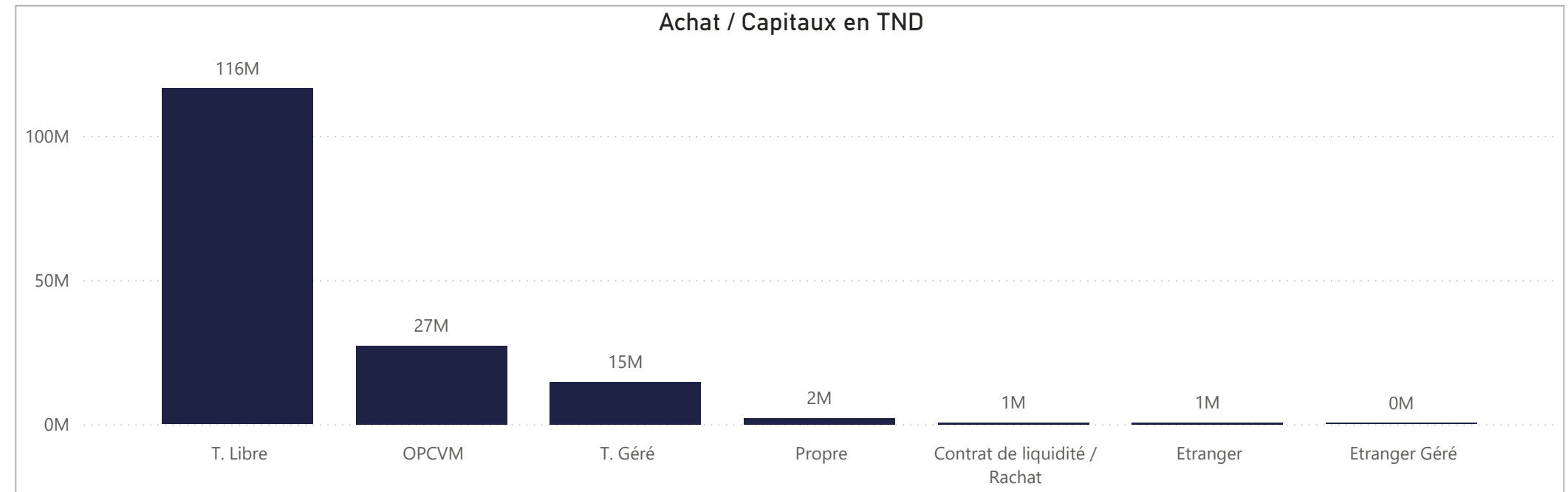
Année 2025

| SECTEUR/VALEUR | Code ISIN | MNEMO | Compartiment | Groupe | Mode de Cotation | Titres Admis | Cap. Boursière en MD | Cap. B En % | Echanges Bloc | Quantité Bloc | Capitaux Bloc en TND | Echanges | Quantité | Capitaux en TND | Clôture | Var. du Jour | Indicateur | VWAP Veille | VWAP | Var. VWAP | Ouverture | Rendement annuel | Echanges Bloc | Quantité Bloc | Capitaux Bloc en TND | Echanges | Quantité | Capitaux en TND | |
|--------------------------------------|--------------|-------|--------------|--------|------------------|--------------------|----------------------|----------------|---------------|---------------|----------------------|------------|---------------|-----------------|---------|--------------|------------|-------------|--------|-----------|-----------|------------------|------------------|-------------------|----------------------|------------------|-------------------|-----------------|------------|
| BANQUES | | | | | | 838 256 529 | 12 418,74 | 45,66 % | 0 | 0 | 0 | 338 | 85 723 | 992 526 | | | | | | | | 0 | 0 | 0 | 9 376 | 4 462 408 | 53 830 156 | | |
| BIAT | TN0001800457 | BIAT | A | 11 | Continu | 40 800 000 | 3 958,82 | 14,55 % | | 41 | 3 394 | 329 767 | 97,030 | -0,38 % | | | | 96,939 | 97,162 | 0,23 % | 93,830 | 3,41 % | | 1 161 | 80 330 | 7 681 074 | | | |
| ATTIJARI BANK | TN0001600154 | TJARI | A | 11 | Continu | 42 000 000 | 2 520,00 | 9,26 % | | 108 | 6 117 | 366 279 | 60,000 | 1,75 % | | | | 59,019 | 59,879 | 1,46 % | 51,500 | 16,50 % | | 1 674 | 175 061 | 9 912 674 | | | |
| BT | TN0002200053 | BT | A | 11 | Continu | 270 000 000 | 1 360,80 | 5,00 % | | 28 | 11 590 | 58 333 | 5,040 | 0,20 % | | | | 5,027 | 5,033 | 0,12 % | 5,190 | -2,89 % | | 874 | 916 636 | 4 614 988 | | | |
| AMEN BANK | TN0003400058 | AB | A | 11 | Continu | 34 920 000 | 1 300,42 | 4,78 % | | 20 | 992 | 36 695 | 37,240 | -0,16 % | | | | 37,048 | 36,991 | -0,15 % | 36,900 | 0,92 % | | 1 528 | 506 731 | 18 597 429 | | | |
| UIB | TN0003900107 | UIB | A | 11 | Continu | 32 560 000 | 732,60 | 2,69 % | | 2 | 45 | 1 013 | 22,500 | 0,00 % | | | | 22,054 | 22,500 | 2,02 % | 22,300 | 0,90 % | | 225 | 48 421 | 1 088 122 | | | |
| BH BANK | TN0001900604 | BH | A | 11 | Continu | 47 600 000 | 651,17 | 2,39 % | | 14 | 1 773 | 24 141 | 13,680 | 0,59 % | | | | 13,540 | 13,616 | 0,56 % | 12,700 | 7,72 % | | 209 | 23 250 | 303 841 | | | |
| BNA | TN0003100609 | BNA | A | 11 | Continu | 64 000 000 | 524,80 | 1,93 % | | 12 | 1 381 | 11 319 | 8,200 | 0,00 % | | | | 8,111 | 8,196 | 1,05 % | 8,180 | 0,24 % | | 1 095 | 657 879 | 5 367 504 | | | |
| UBCI | TN0002400505 | UBCI | A | 12 | Fixing | 20 001 529 | 420,03 | 1,54 % | | 1 | 100 | 2 100 | 21,000 | 0,00 % | | | | | 21,000 | | | 21,500 | -2,33 % | | 46 | 27 427 | 559 016 | | |
| STB | TN0002600955 | STB | A | 11 | Continu | 155 375 000 | 414,85 | 1,53 % | | 30 | 12 723 | 34 013 | 2,670 | -1,11 % | | | | 2,675 | 2,673 | -0,07 % | 2,970 | -10,10 % | | 1 618 | 1 491 120 | 3 991 277 | | | |
| ATB | TN0003600350 | ATB | A | 11 | Continu | 100 000 000 | 270,00 | 0,99 % | | 78 | 47 476 | 127 779 | 2,700 | -1,10 % | | | | 2,711 | 2,691 | -0,74 % | 2,800 | -3,57 % | | 719 | 487 806 | 1 347 437 | | | |
| WIFACK INT BANK | TN0007200017 | WIFAK | A | 11 | Continu | 30 000 000 | 261,90 | 0,96 % | | 3 | 128 | 1 074 | 8,730 | 1,51 % | | | | 8,504 | 8,393 | -1,31 % | 9,000 | -3,00 % | | 145 | 39 093 | 337 715 | | | |
| BTE (ADP) | TN0001300557 | BTE | B | 12 | Fixing | 1 000 000 | 3,34 | 0,01 % | | 1 | 4 | 13 | 3,340 | -2,62 % | | | | 3,430 | 3,340 | -2,62 % | 3,350 | -0,30 % | | 82 | 8 654 | 29 079 | | | |
| AGRO ALIMENTAIRE ET BOISSONS | | | | | | 516 820 147 | 5 812,15 | 21,37 % | 0 | 0 | 0 | 145 | 24 761 | 385 741 | | | | | | | | 0 | 0 | 0 | 4 801 | 1 026 641 | 12 248 232 | | |
| SFBT | TN0001100254 | SFBT | A | 11 | Continu | 268 125 000 | 3 139,74 | 11,54 % | | 29 | 4 314 | 50 816 | 11,710 | -0,17 % | | | | 11,719 | 11,779 | 0,51 % | 11,600 | 0,95 % | | 2 256 | 583 005 | 6 811 388 | | | |
| POULINA GP HOLDING | TN0005700018 | PGH | A | 11 | Continu | 180 003 600 | 1 542,63 | 5,67 % | | 22 | 2 497 | 21 156 | 8,570 | 1,30 % | | | | 8,468 | 8,473 | 0,06 % | 8,680 | -1,27 % | | 1 117 | 199 561 | 1 731 708 | | | |
| DELICE HOLDING | TN0007670011 | DH | A | 11 | Continu | 54 907 262 | 985,04 | 3,62 % | | 89 | 17 470 | 308 728 | 17,940 | 4,61 % | | | | 17,082 | 17,672 | 3,45 % | 16,090 | 11,50 % | | 1 047 | 186 577 | 3 096 679 | | | |
| LAND OR | TN0007510019 | LNDOR | B | 11 | Continu | 13 784 285 | 144,73 | 0,53 % | | 5 | 480 | 5 041 | 10,500 | -2,14 % | | | | 10,740 | 10,501 | -2,23 % | 10,350 | 1,45 % | | 381 | 57 498 | 608 458 | | | |
| DISTRIBUTION | | | | | | 194 111 628 | 1 488,31 | 5,47 % | 0 | 0 | 0 | 110 | 27 488 | 111 245 | | | | | | | | 3 | 2 255 000 | 15 807 550 | 5 896 | 4 005 437 | 28 957 305 | | |
| ARTES | TN0007300015 | ARTES | A | 11 | Continu | 38 250 000 | 398,95 | 1,47 % | | 31 | 3 870 | 40 333 | 10,430 | 0,00 % | | | | 10,287 | 10,422 | 1,31 % | 8,200 | 27,20 % | | 1 689 | 536 757 | 5 295 303 | | | |
| ENNAKL AUTOMOBILES | TN0007410012 | NAKL | A | 11 | Continu | 30 000 000 | 352,80 | 1,30 % | | 4 | 352 | 3 982 | 11,760 | -0,34 % | | | | | 11,313 | | | 10,610 | 10,84 % | | 245 | 32 084 | 351 007 | | |
| CITY CARS | TN0007550015 | CITY | A | 11 | Continu | 18 000 000 | 253,80 | 0,93 % | | 12 | 982 | 13 782 | 14,100 | 0,00 % | | | | 14,028 | 14,035 | 0,05 % | 12,700 | 11,02 % | | 496 | 66 989 | 895 885 | | | |
| SMART TUNISIE | TNQPQXRODTH8 | SMART | B | 11 | Continu | 10 123 443 | 136,36 | 0,50 % | | 5 | 344 | 4 634 | 13,470 | -0,15 % | | | | 13,490 | 13,472 | -0,13 % | 13,650 | -1,32 % | | 804 | 135 360 | 1 816 742 | | | |
| MAGASIN GENERAL | TN0006440010 | MAG | B | 12 | Fixing | 15 777 070 | 110,60 | 0,41 % | | | | | 7,010 | 0,00 % | NC | | | | | | | 6,990 | 0,29 % | 3 | 2 255 000 | 15 807 550 | 30 | 2 257 490 | 15 825 417 |
| SOTUMAG | TN0006580013 | MGR | B | 11 | Continu | 13 200 000 | 84,74 | 0,31 % | | 23 | 5 205 | 32 867 | 6,420 | 2,72 % | | | | 6,260 | 6,314 | 0,86 % | 6,250 | 2,72 % | | 454 | 192 910 | 1 210 627 | | | |
| MONOPRIX | TN0001000108 | MNP | B | 12 | Fixing | 25 345 736 | 82,37 | 0,30 % | | 4 | 500 | 1 625 | 3,250 | 0,00 % | | | | 3,250 | 3,250 | 0,00 % | 3,550 | -8,45 % | | 127 | 35 830 | 126 062 | | | |
| STA | TNNGTFLC2986 | STA | B | 11 | Continu | 2 000 000 | 44,20 | 0,16 % | | 7 | 302 | 6 694 | 22,100 | -0,58 % | | | | 22,221 | 22,166 | -0,25 % | 21,000 | 5,24 % | | 1 335 | 131 759 | 2 881 243 | | | |
| UADH | TN0007690019 | UADH | S | 99 | Fixing | 36 953 847 | 15,52 | 0,06 % | | 22 | 15 533 | 6 524 | 0,420 | 0,00 % | | | | 0,420 | 0,420 | 0,00 % | 0,540 | -22,22 % | | 354 | 474 429 | 232 982 | | | |
| CELLCOM | TN0007590011 | CELL | B | 12 | Fixing | 4 461 532 | 8,97 | 0,03 % | | 2 | 400 | 804 | 2,010 | -4,29 % | | | | 2,100 | 2,010 | -4,29 % | 2,340 | -14,10 % | | 382 | 141 829 | 322 037 | | | |
| ASSURANCE | | | | | | 60 467 693 | 1 325,80 | 4,87 % | 0 | 0 | 0 | 48 | 4 042 | 59 426 | | | | | | | | 1 | 34 086 | 1 516 827 | 463 | 105 701 | 2 492 955 | | |
| STAR | TN0006060016 | STAR | A | 12 | Fixing | 2 307 693 | 390,00 | 1,43 % | | | | | 169,000 | 0,00 % | NC | | | | | | | 178,000 | -5,06 % | | 68 | 2 147 | 375 221 | | |
| ASTREE | TN0003000452 | AST | A | 12 | Fixing | 6 000 000 | 262,86 | 0,97 % | | 16 | 867 | 37 970 | 43,810 | -4,43 % | | | | | 43,795 | | | 46,000 | -4,76 % | 1 | 34 086 | 1 516 827 | 25 | 35 434 | 1 577 121 |
| ASSUR MAGHREBIA | TN0007830011 | ASSMA | A | 12 | Fixing | 4 500 000 | 231,75 | 0,85 % | | 18 | 46 | 2 369 | 51,500 | 0,00 % | | | | 51,500 | 51,500 | 0,00 % | 51,480 | 0,04 % | | 83 | 2 452 | 124 563 | | | |
| TUNIS RE | TN0007380017 | TRE | B | 11 | Continu | 20 000 000 | 159,60 | 0,59 % | | 5 | 176 | 1 359 | 7,980 | 0,13 % | | | | 7,970 | 7,722 | -3,11 % | 8,200 | -2,68 % | | 76 | 7 551 | 59 923 | | | |
| ASSU MAGHREBIA VIE | TNDKJ8068X14 | AMV | B | 11 | Continu | 25 000 000 | 151,25 | 0,56 % | | 9 | 2 953 | 17 728 | 6,050 | -1,14 % | | | | 6,010 | 6,003 | -0,12 % | 6,150 | -1,63 % | | 210 | 58 092 | 354 902 | | | |
| BH ASSURANCE | TN0006550016 | BHASS | B | 12 | Fixing | 2 660 000 | 130,34 | 0,48 % | | | | | 49,000 | 0,00 % | NC | | | | | | | 49,000 | 0,00 % | | 1 | 25 | 1 225 | | |
| BIENS ET SERVICES INDUSTRIELS | | | | | | 135 098 475 | 1 311,16 | 4,82 % | 0 | 0 | 0 | 199 | 41 455 | 348 563 | | | | | | | | 0 | 0 | 0 | 4 718 | 1 680 553 | 15 064 411 | | |
| ONE TECH HOLDING | TN0007530017 | OTH | A | 11 | Continu | 80 400 000 | 743,70 | 2,73 % | | 79 | 17 320 | 159 311 | 9,250 | 0,43 % | | | | 9,174 | 9,198 | 0,26 % | 9,300 | -0,54 % | | 2 585 | 850 255 | 7 729 684 | | | |
| SOTUVER | TN0006560015 | SOTUV | A | 11 | Continu | 39 254 475 | 515,41 | 1,89 % | | 58 | 11 174 | 146 375 | 13,130 | 1,00 % | | | | 13,014 | 13,100 | 0,66 % | 12,610 | 4,12 % | | 1 601 | 480 519 | 6 121 689 | | | |
| SIAME | TN0006590012 | SIAME | B | 11 | Continu | 15 444 000 | 52,05 | 0,19 % | | 62 | 12 961 | 42 876 | 3,370 | 0,00 % | | | | 3,379 | 3,308 | -2,10 % | 3,580 | -5,87 % | | 532 | 349 779 | 1 213 039 | | | |
| SERVICES FINANCIERS | | | | | | 131 016 000 | 1 178,83 | 4,33 % | 0 | 0 | 0 | 82 | 23 591 | 235 940 | | | | | | | | 0 | 0 | 0 | 1 645 | 857 943 | 7 390 848 | | |
| SPDIT - SICAF | TN0001400704 | SPDIT | A | 11 | Continu | 28 000 000 | 357,00 | 1,31 % | | 9 | 199 | 2 488 | 12,750 | 0,24 % | | | | 12,720 | 12,500 | -1,73 % | 12,000 | 6,25 % | | 253 | 40 564 | 496 313 | | | |
| TUNISIE LEASING F | TN0002100907 | TLS | B | 11 | Continu | 10 800 000 | 198,72 | 0,73 % | | 3 | 101 | 1 858 | 18,400 | 0,00 % | | | | 18,400 | 18,400 | 0,00 % | 17,990 | 2,28 % | | 192 | 39 353 | 680 741 | | | |
| CIL | TN0004200853 | CIL | B</ | | | | | | | | | | | | | | | | | | | | | | | | | | |

| Séance du jour | | | | | | | | | | Année 2025 | | |
|--------------------------------------|---------------|-------|--------|----------|----------|-----------------|---------------|------------|----------|------------|-----------------|--|
| Secteur / Emetteur / Valeur | Code ISIN | MNEMO | Gruppe | Echanges | Quantité | Capitaux en TND | Dernier cours | Indicateur | Echanges | Quantité | Capitaux en TND | |
| TECHNOLOGIE | | | | | | | | | | | | |
| TELNET HOLDING | | | | | | | | | | | | |
| TN DA 1/10 010719 | TN0007440035 | TLN19 | 32 | 1 | 3 | 0 | 0,010 | | 2 | 4 | 0 | |
| BANQUES | | | | | | | | | | | | |
| ATTIJARI BANK | | | | | | | | | | | | |
| TJARI - (Da) | TN0001600162 | TJADA | 32 | | | | NC | | 5 | 23 | 65 | |
| TJARI - Da39 | TN0001600261 | TJA39 | 32 | | | | NC | | 0 | 0 | 0 | |
| TJARIDA1/40 250518 | TN0001600501 | TJA18 | 32 | | | | NC | | 12 | 226 | 267 | |
| BIAT | | | | | | | | | | | | |
| BIAT Da32 4/60 | TN0001800465 | BIA32 | 32 | | | | NC | | 0 | 0 | 0 | |
| BIAT Da36 1/20 | TN0001800507 | BIA36 | 32 | | | | NC | | 15 | 96 | 288 | |
| BIAT DA1/20 290620 | TN0001800622 | BIA20 | 32 | | | | NC | | 48 | 221 | 814 | |
| BIAT DA1/7 291124 | TN0001800670 | BIA24 | 32 | 12 | 55 | 732 | 13,300 | | 311 | 948 | 11 220 | |
| BH BANK | | | | | | | | | | | | |
| BQ HABITAT (Da) | TN0001900612 | BHDA | 32 | | | | NC | | 0 | 0 | 0 | |
| BH Da 1/20 150999 | TN0001900679 | BH12 | 32 | | | | NC | | 0 | 0 | 0 | |
| BH Da1/25 14022000 | TN0001900711 | BH14 | 32 | | | | NC | | 5 | 55 | 7 | |
| BHDA 1/15 28052007 | TN0001900778 | BHDA7 | 32 | | | | NC | | 0 | 0 | 0 | |
| BH DA 1/3 270715 | TN0001900901 | BH15 | 32 | | | | NC | | 2 | 2 | 8 | |
| BH DA 1/5 171117 | TN0001900992 | BH17 | 32 | | | | NC | | 6 | 9 | 15 | |
| BT | | | | | | | | | | | | |
| BQ DE TSIE - Da | TN0002200103 | BTDA | 32 | | | | NC | | 0 | 0 | 0 | |
| Bt Da 3/10 170599 | TN0002200210 | BT149 | 32 | | | | NC | | 3 | 6 | 48 | |
| BTDa1/7(12/01) | TN0002200251 | BT154 | 32 | | | | NC | | 5 | 12 | 35 | |
| BT Da 1/2 23052006 | TN0002200319 | BTDA6 | 32 | | | | NC | | 1 | 1 | 9 | |
| BT Da 1/2 10106709 | TN0002200327 | BTDA9 | 32 | | | | NC | | 2 | 2 | 11 | |
| BT Da 1/2 280613 | TN0002200335 | BT13 | 32 | | | | NC | | 1 | 1 | 0 | |
| BT DA 1/5 03062016 | TN0002200343 | BT16 | 32 | | | | NC | | 4 | 6 | 8 | |
| BT DA 1/4 04052018 | TN0002200350 | BT18 | 32 | | | | NC | | 7 | 25 | 28 | |
| BT DA 1/5 10052022 | TN0002200357 | BT22 | 32 | | | | NC | | 24 | 48 | 40 | |
| UBCI | | | | | | | | | | | | |
| UBCI Da 1/6 010900 | TN0002400570 | UBC00 | 32 | | | | NC | | 0 | 0 | 0 | |
| UBCI Da 3/7 010704 | TN0002400646 | UBC04 | 32 | | | | NC | | 0 | 0 | 0 | |
| UBCI Da 1/2 150710 | TN0002400653 | UBC10 | 32 | | | | NC | | 0 | 0 | 0 | |
| UBCI Da8/33 141013 | TN0002400695 | UBC13 | 32 | | | | NC | | 0 | 0 | 0 | |
| BNA | | | | | | | | | | | | |
| BNA Da 1/10 040509 | TN0003100623 | BNA09 | 32 | | | | NC | | 0 | 0 | 0 | |
| BNA Da 1/10 20051018 | TN0003100740 | BNA18 | 32 | | | | NC | | 5 | 6 | 0 | |
| BNA DA 1/55 150419 | TN0003100815 | BNA19 | 32 | | | | NC | | 10 | 77 | 1 | |
| AB | | | | | | | | | | | | |
| AB Da 26 3/37 | TN0003400108 | AB26 | 32 | | | | NC | | 0 | 0 | 0 | |
| AB Da 29 3/40 | TN0003400116 | AB29 | 32 | | | | NC | | 0 | 0 | 0 | |
| AB Da 34 2/59 | TN0003400157 | AB34 | 32 | | | | NC | | 0 | 0 | 0 | |
| AB Da 1/27 | TN0003400207 | ABA38 | 32 | | | | NC | | 0 | 0 | 0 | |
| ABDA 1/14 11122007 | TN0003400272 | ABDA7 | 32 | | | | NC | | 0 | 0 | 0 | |
| AB Da 3/37 281209 | TN0003400371 | ABDA9 | 32 | | | | NC | | 2 | 2 | 6 | |
| AB Da 1/10 110613 | TN0003400454 | AB13 | 32 | | | | NC | | 0 | 0 | 0 | |
| AB DA1/24 01082016 | TN0003400512 | AB16 | 32 | | | | NC | | 3 | 10 | 0 | |
| AB DA1/25 300617 | TN0003400579 | AB17 | 32 | | | | NC | | 27 | 290 | 252 | |
| AB DA 1/12 1023023 | TN0003400597 | AB23 | 32 | | | | NC | | 23 | 33 | 137 | |
| AB DA 2/13 281024 | TN0003400518 | AB24 | 32 | | | | NC | | 87 | 409 | 2 023 | |
| ATB | | | | | | | | | | | | |
| ATBDA1/7 0911105 | TN0003600344 | ATBDA | 32 | | | | NC | | 0 | 0 | 0 | |
| ATB DA 1/10 151208 | TN0003600517 | ATB08 | 32 | | | | NC | | 0 | 0 | 0 | |
| ATB Da 1/16 161210 | TN0003600616 | ATB10 | 32 | | | | NC | | 1 | 8 | 0 | |
| WIFACK INTERNATIONAL BANK | | | | | | | | | | | | |
| WIFAK DA1/2 121015 | TN0007200132 | WIF15 | 32 | | | | NC | | 0 | 0 | 0 | |
| ASSURANCE | | | | | | | | | | | | |
| ASTREE | | | | | | | | | | | | |
| AST DA 1/2 140817 | TN0003000528 | AST17 | 32 | | | | NC | | 0 | 0 | 0 | |
| SERVICES FINANCIERS | | | | | | | | | | | | |
| SPDIT SICAF | | | | | | | | | | | | |
| SPDIT Da 1/24 3512 | TN0001400720 | SPD12 | 32 | | | | NC | | 0 | 0 | 0 | |
| TUNISIE LEASING ET FACTORING | | | | | | | | | | | | |
| TUN. LEAS. (Da 10) | TN0002100915 | TLSDA | 32 | | | | NC | | 0 | 0 | 0 | |
| TLS Da 1/4 | TN0002100956 | TL001 | 32 | | | | NC | | 0 | 0 | 0 | |
| TLS Da 1/5(021202) | TN0002100980 | TL502 | 32 | | | | NC | | 0 | 0 | 0 | |
| TLS Da 1/6(181203) | TN0002101012 | TL503 | 32 | | | | NC | | 0 | 0 | 0 | |
| TLS Da 1/7(061204) | TN0002101061 | TL504 | 32 | | | | NC | | 0 | 0 | 0 | |
| TLS Da1/55(010307) | TN0002101152 | TL507 | 32 | | | | NC | | 0 | 0 | 0 | |
| TLS Da 1/56 030308 | TN0002101210 | TL508 | 32 | | | | NC | | 0 | 0 | 0 | |
| TLS Da 1/57 020309 | TN0002101319 | TL509 | 32 | | | | NC | | 0 | 0 | 0 | |
| TLS Da 1/58 301209 | TN0002101392 | TL592 | 32 | | | | NC | | 2 | 11 | 0 | |
| TLS DA 1/69 010210 | TN0002101400 | TL510 | 32 | | | | NC | | 2 | 13 | 0 | |
| TLS DA 3/80 010213 | TN0002101590 | TL513 | 32 | | | | NC | | 10 | 46 | 30 | |
| TL DA3/83 10022014 | TN0002101749 | TL514 | 32 | | | | NC | | 3 | 20 | 14 | |
| TL DA2/43 02022015 | TN0002101814 | TL519 | 32 | | | | NC | | 5 | 107 | 2 | |
| TL DA1/23 010719 | TN0002102044 | TL515 | 32 | | | | NC | | 6 | 33 | 0 | |
| CIL | | | | | | | | | | | | |
| CIL DA 2007 1/4 | TN0004201042 | CIL07 | 32 | | | | NC | | 0 | 0 | 0 | |
| CIL Da 1/5 301208 | TN0004201117 | CIL08 | 32 | | | | NC | | 0 | 0 | 0 | |
| CIL Da 1/3 110610 | TN0004201216 | CIL10 | 32 | | | | NC | | 0 | 0 | 0 | |
| CIL Da 1/4 030611 | TN0004201281 | CIL11 | 32 | | | | NC | | 0 | 0 | 0 | |
| CIL DA2/5 15052023 | TN0004201287 | CIL23 | 32 | | | | NC | | 0 | 0 | 0 | |
| ATL | | | | | | | | | | | | |
| ATL Da 1/5 290808 | TN0004700266 | ATL08 | 32 | | | | NC | | 0 | 0 | 0 | |
| ATL Da 2/17 261112 | TN0004700472 | ATL12 | 32 | | | | NC | | 3 | 19 | 10 | |
| ATTIJARI LEASING | | | | | | | | | | | | |
| ATTIJARI LS ROMPU | TN0006610141 | TJLR | 32 | | | | NC | | 0 | 0 | 0 | |
| TJL DA 3/17 210717 | TN0006610448 | TJL17 | 32 | | | | NC | | 3 | 15 | 45 | |
| BH LEASING | | | | | | | | | | | | |
| ML DA 1/4 250515 | TN0006720072 | ML15 | 32 | | | | NC | | 0 | 0 | 0 | |
| HANNIBAL LEASE | | | | | | | | | | | | |
| HL DA 1/10 180817 | TN0007310378 | HL17 | 32 | | | | NC | | 0 | 0 | 0 | |
| HL DA37/100 090720 | TN0007310519 | HL20 | 32 | | | | NC | | 0 | 0 | 0 | |
| TELECOMMUNICATIONS | | | | | | | | | | | | |
| SOTETEL | | | | | | | | | | | | |
| SOTETEL Da1/6 | TN0006530059 | SOT01 | 32 | | | | NC | | 0 | 0 | 0 | |
| SOT Da 1/5 010102 | TN0006530067 | SOT02 | 32 | | | | NC | | 0 | 0 | 0 | |
| SOT Da 1/5 010703 | TN0006530075 | SOT03 | 32 | | | | NC | | 0 | 0 | 0 | |
| SOT Da 1/10 150704 | TN0006530083 | SOT04 | 32 | | | | NC | | 1 | 2 | 2 | |
| SOT Da1/22 010906 | TN0006530091 | SOT06 | 32 | | | | NC | | 0 | 0 | 0 | |
| DISTRIBUTION | | | | | | | | | | | | |
| MONOPRIX | | | | | | | | | | | | |
| MONOPRIX Da | TN0001000116 | MNPDA | 32 | | | | NC | | 0 | 0 | 0 | |
| MNP Da 1/2 100611 | TN0001000124 | MNP11 | 32 | | | | NC | | 0 | 0 | 0 | |
| MNP Da 1/5 040612 | TN0001000132 | MNP12 | 32 | | | | NC | | 0 | 0 | 0 | |
| MNP Da 1/6 160819 | TN0001000140 | MNP15 | 32 | | | | NC | | 0 | 0 | 0 | |
| MAGASIN GENERAL | | | | | | | | | | | | |
| MAG GEN Da 1/2 | TN0006440028 | MGDA4 | 32 | | | | NC | | 0 | 0 | 0 | |
| SOTUMAG | | | | | | | | | | | | |
| MGR Da1/3 050710 | TN0006580021 | MGR10 | 32 | | | | NC | | 0 | 0 | 0 | |
| MGR DA 1/10 201217 | TN0006580039 | MGR17 | 32 | | | | NC | | 3 | 3 | 0 | |
| ARTES | | | | | | | | | | | | |
| ARTES Da1/4 230712 | TN0007300023 | ART12 | 32 | | | | NC | | 1 | 1 | 1 | |
| ARTES Da1/5 040313 | TN0007300031 | ART13 | 32 | | | | NC | | 6 | 8 | 15 | |
| CITY CARS | | | | | | | | | | | | |
| CITY DA1/3 230919 | TN0007550003 | CTY19 | 32 | 2 | 2 | 8 | 4,010 | | 8 | 10 | 42 | |
| SMART TUNISIE | | | | | | | | | | | | |
| SMART DA1/5 070623 | TN0709X8058 | SMT23 | 32 | | | | NC | | 32 | 68 | 101 | |
| SMART DA1/6 111124 | TN07PHUMSSGW2 | SMT24 | 32 | | | | NC | | 56 | 214 | 400 | |
| VOYAGE ET LOISIRS | | | | | | | | | | | | |
| TUNISAIR | | | | | | | | | | | | |
| TUNISAIR - Da 01 | TN0001200419 | TAIDA | 32 | | | | NC | | 0 | 0 | 0 | |
| TUNISAIR - Da 04 | TN0001200468 | TAI04 | 32 | | | | NC | | 0 | 0 | 0 | |
| TAIR Da1/10 010799 | TN0001200476 | TAI99 | 32 | | | | NC | | 6 | 61 | 1 | |
| TAIR Da1/10 030700 | TN0001200492 | TAI00 | 32 | | | | NC | | 6 | 69 | 1 | |
| TUNISAIR Da 1/10 | TN0001200518 | TAI01 | 32 | | | | NC | | 3 | 100 | 1 | |
| TAIR Da1/22 310806 | TN0001200534 | TAI06 | 32 | | | | NC | | 1 | 3 | 0 | |
| TAIR Da 1/5 010908 | TN0001200542 | TAI08 | 32 | | | | NC | | 0 | 0 | 0 | |
| TAIR Da1/11 170709 | TN0001200567 | TAI09 | 32 | | | | NC | | 0 | 0 | 0 | |
| SANTE | | | | | | | | | | | | |
| UNIMED | | | | | | | | | | | | |
| UMED D76/59 26716 | TN0007720022 | UMD16 | 32 | | | | NC | | 0 | 0 | 0 | |
| UMD DA1/11/17 40817 | TN0007720030 | UMD17 | 32 | | | | NC | | 19 | 765 | 171 | |
| AUTOMOBILES ET EQUIPEMENTIERS | | | | | | | | | | | | |
| STIP | | | | | | | | | | | | |
| STIP Da1/10 0703 | TN0005030028 | STIP3 | 32 | | | | NC | | 0 | 0 | 0 | |
| ASSAD | | | | | | | | | | | | |
| ASSDa1/9(01/07/05) | TN0007140031 | ASSDA | 32 | | | | NC | | | | | |

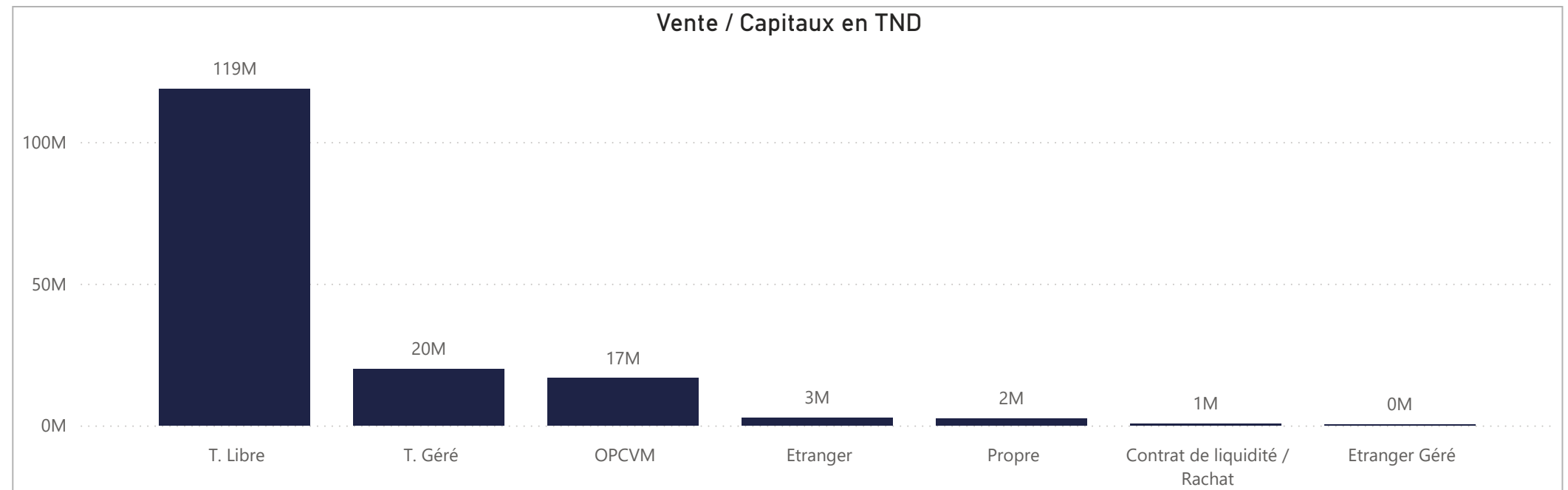
ACHAT

| Achat | Echanges | Quantité | Capitaux en TND | Capitaux en % |
|-------------------------------|---------------|-------------------|--------------------|----------------|
| T. Libre | 40 990 | 16 427 326 | 116 489 396 | 72,07% |
| OPCVM | 4 029 | 2 383 191 | 27 278 275 | 16,88% |
| T. Géré | 4 664 | 2 204 764 | 14 629 568 | 9,05% |
| Propre | 548 | 300 174 | 2 125 332 | 1,31% |
| Contrat de liquidité / Rachat | 135 | 46 743 | 553 291 | 0,34% |
| Etranger | 168 | 50 490 | 542 997 | 0,34% |
| Etranger Géré | 9 | 4 543 | 21 604 | 0,01% |
| Total | 50 543 | 21 417 231 | 161 640 464 | 100,00% |



VENTE

| Vente | Echanges | Quantité | Capitaux en TND | Capitaux en % |
|-------------------------------|---------------|-------------------|--------------------|----------------|
| T. Libre | 36 592 | 16 226 556 | 118 753 456 | 73,47% |
| T. Géré | 7 836 | 1 959 309 | 20 045 379 | 12,40% |
| OPCVM | 4 231 | 1 645 771 | 16 766 373 | 10,37% |
| Etranger | 684 | 908 679 | 2 812 586 | 1,74% |
| Propre | 962 | 625 751 | 2 475 627 | 1,53% |
| Contrat de liquidité / Rachat | 230 | 48 519 | 766 634 | 0,47% |
| Etranger Géré | 8 | 2 646 | 20 409 | 0,01% |
| Total | 50 543 | 21 417 231 | 161 640 464 | 100,00% |



ACHAT

Marché Principal

| Mois | Contrat de liquidité / Rachat | Etranger | Etranger Géré | OPCVM | Propre | T. Géré | T. Libre | Total |
|--------------|-------------------------------|----------------|---------------|-------------------|------------------|-------------------|--------------------|--------------------|
| janvier | 288 356 | 419 638 | 6 429 | 19 172 354 | 1 969 755 | 12 358 439 | 96 066 249 | 130 281 220 |
| février | 264 935 | 123 359 | 15 175 | 8 105 921 | 155 577 | 2 271 129 | 20 423 147 | 31 359 244 |
| 3 | 13 035 | 18 123 | | 1 527 701 | | 375 476 | 3 103 801 | 5 038 136 |
| 4 | 167 097 | 11 950 | | 517 046 | 43 136 | 214 527 | 2 765 262 | 3 719 018 |
| 5 | 3 921 | 5 795 | 5 875 | 1 070 794 | 107 773 | 443 794 | 2 496 710 | 4 134 661 |
| 6 | 55 709 | 6 559 | | 197 388 | 619 | 222 110 | 3 410 563 | 3 892 948 |
| 7 | | 80 932 | | 3 749 975 | 2 405 | 290 033 | 4 137 107 | 8 260 452 |
| 10 | 25 173 | | 9 300 | 522 074 | 1 645 | 258 349 | 2 037 909 | 2 854 450 |
| 11 | | | | 520 943 | | 466 840 | 2 471 796 | 3 459 578 |
| Total | 553 291 | 542 997 | 21 604 | 27 278 275 | 2 125 332 | 14 629 568 | 116 489 396 | 161 640 464 |

Marché de Bloc

| Mois | T. Libre | Total |
|--------------|-------------------|-------------------|
| janvier | 17 324 377 | 17 324 377 |
| Total | 17 324 377 | 17 324 377 |

VENTE

Marché Principal

| Mois | Contrat de liquidité / Rachat | Etranger | Etranger Géré | OPCVM | Propre | T. Géré | T. Libre | Total |
|--------------|-------------------------------|------------------|---------------|-------------------|------------------|-------------------|--------------------|--------------------|
| janvier | 525 024 | 1 419 450 | 7 658 | 13 998 498 | 1 777 939 | 16 661 263 | 95 891 388 | 130 281 220 |
| février | 241 610 | 1 393 135 | 12 751 | 2 767 875 | 697 688 | 3 384 116 | 22 862 068 | 31 359 244 |
| 3 | 15 100 | 1 280 307 | 3 250 | 459 412 | 152 842 | 423 569 | 2 703 656 | 5 038 136 |
| 4 | 26 485 | 30 243 | 3 945 | 264 421 | 45 758 | 482 857 | 2 865 309 | 3 719 018 |
| 5 | 30 354 | 7 116 | 5 556 | 141 845 | 141 004 | 389 201 | 3 419 586 | 4 134 661 |
| 6 | 28 724 | 14 615 | | 62 426 | 93 772 | 220 357 | 3 473 054 | 3 892 948 |
| 7 | 24 375 | 6 983 | | 1 274 900 | 162 113 | 378 466 | 6 413 616 | 8 260 452 |
| 10 | 53 411 | | | 122 436 | 46 262 | 705 598 | 1 926 745 | 2 854 450 |
| 11 | 63 161 | 53 872 | | 442 436 | 55 938 | 784 068 | 2 060 103 | 3 459 578 |
| Total | 766 634 | 2 812 586 | 20 409 | 16 766 373 | 2 475 627 | 20 045 379 | 118 753 456 | 161 640 464 |

Marché de Bloc

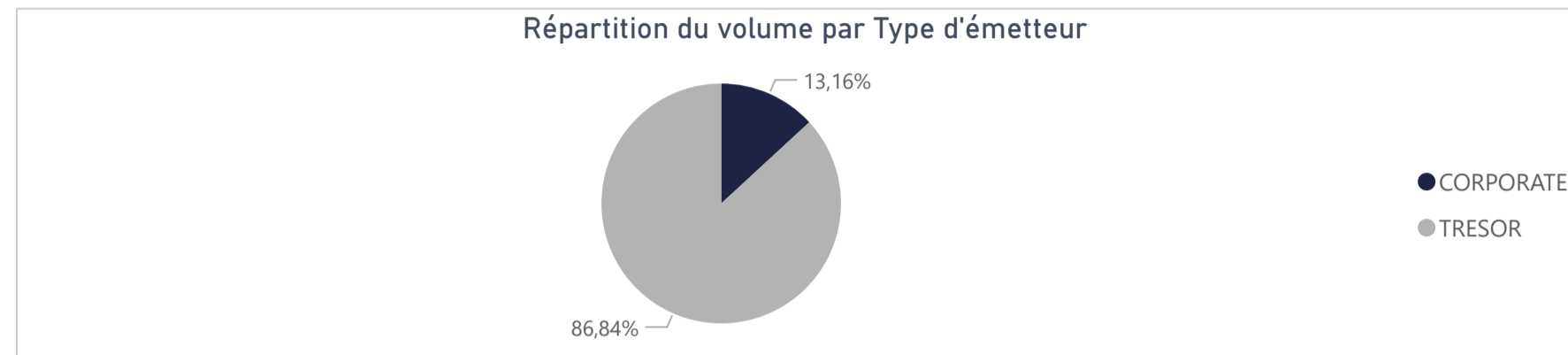
| Mois | T. Libre | Total |
|--------------|-------------------|-------------------|
| janvier | 17 324 377 | 17 324 377 |
| Total | 17 324 377 | 17 324 377 |

21 989 335

Capitaux traités sur l'année en TND

| Marché | Echanges | Quantité | Capitaux en TND |
|---------------------------|----------|----------|-----------------|
| Cote : Titres de Créances | 121 | 268 279 | 21 989 335 |

| Type d'émetteur | Echanges | Quantité | Capitaux en TND | Capitaux en % |
|-----------------|------------|----------------|-------------------|----------------|
| TRESOR | 113 | 233 154 | 19 096 510 | 86,84% |
| CORPORATE | 8 | 35 125 | 2 892 825 | 13,16% |
| Total | 121 | 268 279 | 21 989 335 | 100,00% |



| Achat | Echanges | Quantité | Capitaux en TND | Capitaux en % |
|--------------|------------|----------------|-------------------|----------------|
| OPCVM | 35 | 252 476 | 21 798 771 | 99,13% |
| T. Géré | 73 | 9 685 | 128 419 | 0,58% |
| T. Libre | 13 | 6 118 | 62 144 | 0,28% |
| Total | 121 | 268 279 | 21 989 335 | 100,00% |

| Vente | Echanges | Quantité | Capitaux en TND | Capitaux en % |
|--------------|------------|----------------|-------------------|----------------|
| OPCVM | 13 | 160 358 | 12 992 083 | 59,08% |
| T. Libre | 34 | 97 331 | 8 142 924 | 37,03% |
| Propre | 1 | 700 | 723 196 | 3,29% |
| T. Géré | 73 | 9 890 | 131 132 | 0,60% |
| Total | 121 | 268 279 | 21 989 335 | 100,00% |

Répartition des capitaux traités en TND par catégorie de donneurs d'ordres

ACHAT

| Mois | OPCVM | T. Géré | T. Libre | Total |
|--------------|-------------------|----------------|---------------|-------------------|
| janvier | 12 130 226 | 128 419 | 56 123 | 12 314 768 |
| février | 9 668 545 | | 6 021 | 9 674 566 |
| 3 | 4 668 487 | | | 4 668 487 |
| 4 | 2 522 094 | | | 2 522 094 |
| 5 | 25 890 | | | 25 890 |
| 6 | | | 6 021 | 6 021 |
| 10 | 2 452 075 | | | 2 452 075 |
| Total | 21 798 771 | 128 419 | 62 144 | 21 989 335 |

VENTE

| Mois | OPCVM | Propre | T. Géré | T. Libre | Total |
|--------------|-------------------|----------------|----------------|------------------|-------------------|
| janvier | 8 323 595 | 723 196 | 130 658 | 3 137 319 | 12 314 768 |
| février | 4 668 487 | | 475 | 5 005 604 | 9 674 566 |
| 3 | 4 668 487 | | | | 4 668 487 |
| 4 | | | | 2 522 094 | 2 522 094 |
| 5 | | | 475 | 25 415 | 25 890 |
| 6 | | | | 6 021 | 6 021 |
| 10 | | | | 2 452 075 | 2 452 075 |
| Total | 12 992 083 | 723 196 | 131 132 | 8 142 924 | 21 989 335 |

| Séance du jour | | | | | | | | | | | | | Année 2025 | | | |
|--------------------|---------------|-------|--------|----------|----------|-----------------|--------------|--------------|------------|------------------|-----------|-----------|----------------|----------|----------|-----------------|
| Valeur | Code ISIN | MNEMO | Groupe | Echanges | Quantité | Capitaux en TND | Clôture en % | Var. du Jour | Indicateur | VWAP Veille en % | VWAP en % | Var. VWAP | Ouverture en % | Echanges | Quantité | Capitaux en TND |
| ▲ | | | | | | | | | | | | | | | | |
| BTA 6.3% Oct 2026 | TN0008000580 | B1026 | 21 | | | | 97,400 | 0,00 % | NC | | | | 97,400 | 0 | 0 | 0 |
| BTA6.7% Avril 2028 | TN0008000606 | B0428 | 21 | | | | 93,100 | 0,00 % | NC | | | | 93,100 | 0 | 0 | 0 |
| BTA 6.3% Mars 2026 | TN0008000622 | B0326 | 21 | | | | 95,950 | 0,00 % | NC | | | | 95,950 | 0 | 0 | 0 |
| BTA 6.6% Mars 2027 | TN0008000655 | B0327 | 21 | | | | 93,950 | 0,00 % | NC | | | | 93,950 | 0 | 0 | 0 |
| BTA 7,5% Juil 2032 | TN0008000663 | B0732 | 21 | | | | 97,000 | 0,00 % | NC | | | | 97,000 | 0 | 0 | 0 |
| BTA 7% Juil 2028 | TN0008000697 | B0728 | 21 | | | | 90,500 | 0,00 % | NC | | | | 90,500 | 0 | 0 | 0 |
| BTA 6,5% Juin 2025 | TN0008000705 | B0625 | 21 | | | | 99,200 | 0,00 % | NC | | | | 96,920 | 1 | 700 | 723 196 |
| BTA 7,2% Fev 2027 | TN0008000721 | B0227 | 21 | | | | 95,850 | 0,00 % | NC | | | | 92,750 | 3 | 20 | 20 952 |
| BTA 7,4% Fev 2030 | TN0008000739 | B0230 | 21 | | | | 90,390 | 0,00 % | NC | | | | 90,390 | 0 | 0 | 0 |
| BTA 7,2% Mai 2027 | TN0008000747 | B0527 | 21 | | | | 95,030 | 0,00 % | NC | | | | 94,950 | 2 | 770 | 768 238 |
| BTA 8% Nov 2030 | TN0008000762 | B1130 | 21 | | | | 97,000 | 0,00 % | NC | | | | 97,000 | 0 | 0 | 0 |
| BTA 7,3% Dec 2027 | TN0008000770 | B1227 | 21 | | | | 91,050 | 0,00 % | NC | | | | 91,050 | 0 | 0 | 0 |
| BTA 7,5% Janv 2028 | TN0008000796 | B0128 | 21 | | | | 100,000 | 0,00 % | NC | | | | 100,000 | 0 | 0 | 0 |
| BTA 8% Mars 2033 | TN0008000804 | B0333 | 21 | | | | 100,000 | 0,00 % | NC | | | | 100,000 | 0 | 0 | 0 |
| BTA 7,5% Dec 2028 | TN0008000812 | B1228 | 21 | | | | 100,000 | 0,00 % | NC | | | | 100,000 | 0 | 0 | 0 |
| BTA 8% Nov 2025 | TN0XRGYGR8L8 | B1125 | 21 | | | | 99,100 | 0,00 % | NC | | | | 98,500 | 1 | 2 | 2 004 |
| BTA 8,8% Sept 2032 | TNJL4N1SD7B2 | B0932 | 21 | | | | 100,000 | 0,00 % | NC | | | | 100,000 | 0 | 0 | 0 |
| BTA 8% Janv 2029 | TNHUVZNLATV4 | B0129 | 21 | | | | 100,000 | 0,00 % | NC | | | | 100,000 | 0 | 0 | 0 |
| BTA 8,25% Juin2031 | TNN0SOORH1F1 | B0631 | 21 | | | | 100,000 | 0,00 % | NC | | | | 100,000 | 0 | 0 | 0 |
| BTA 9% sept 2029 | TNLRQIPOOJY4 | B0929 | 21 | | | | 100,000 | 0,00 % | NC | | | | 100,000 | 0 | 0 | 0 |
| BTA 9,4% aout 2033 | TNNUS2JABSF6 | B0833 | 21 | | | | 100,000 | 0,00 % | NC | | | | 100,000 | 0 | 0 | 0 |
| BTA 9,5% aout 2035 | TN19GXADLD0 | B0835 | 21 | | | | 100,000 | 0,00 % | NC | | | | 100,000 | 0 | 0 | 0 |
| BTA 9,70% Oct 2027 | TN9EGII9CQ82 | B1027 | 21 | | | | 100,000 | 0,00 % | NC | | | | 100,000 | 0 | 0 | 0 |
| BTA 9,87% Oct 2031 | TNOODT102PF5 | B1031 | 21 | | | | 100,000 | 0,00 % | NC | | | | 100,000 | 0 | 0 | 0 |
| BTA 9,80% Oct 2028 | TN875F5T9RO3 | B1028 | 21 | | | | 100,000 | 0,00 % | NC | | | | 100,000 | 0 | 0 | 0 |
| BTA 9,89% Juin2033 | TNI5BPOGW9F1 | B0633 | 21 | | | | 100,000 | 0,00 % | NC | | | | 100,000 | 0 | 0 | 0 |
| BTA 9,90% Dec 2034 | TNXJGTXAROH4 | B1234 | 21 | | | | 100,000 | 0,00 % | NC | | | | 100,000 | 0 | 0 | 0 |
| BTA 9,87% Janv2032 | TNCYAUILJ413 | B0132 | 21 | | | | 100,000 | 0,00 % | NC | | | | 100,000 | 0 | 0 | 0 |
| ENAT2021 8,70%A PP | TN0008000820 | NA26 | 21 | | | | 99,470 | 0,00 % | NC | | | | 99,130 | 1 | 2 575 | 26 909 |
| E NAT 2021 8,80% B | TN0008000838 | NB26 | 21 | | | | 100,000 | 0,00 % | NC | | | | 100,000 | 0 | 0 | 0 |
| E NAT 2021 8,90% C | TN0008000846 | NC28 | 21 | | | | 93,000 | 0,00 % | NC | | | | 93,000 | 0 | 0 | 0 |
| ENAT22021 8,70%APP | TN0008000887 | NA226 | 21 | | | | 97,000 | 0,00 % | NC | | | | 95,000 | 1 | 7 | 70 |
| ENAT2 2021 8,80% B | TN0008000895 | NB226 | 21 | | | | 100,000 | 0,00 % | NC | | | | 100,000 | 0 | 0 | 0 |
| ENAT2 2021 8,90% C | TN0008000903 | NC228 | 21 | | | | 96,000 | 0,00 % | NC | | | | 96,000 | 0 | 0 | 0 |
| ENAT2 HASSAN21 APP | TN0008000853 | NH226 | 21 | | | | 100,000 | 0,00 % | NC | | | | 100,000 | 0 | 0 | 0 |
| ENAT32021 8,70%APP | TNZBXQU5RZ91 | NA3F6 | 21 | | | | 93,000 | 0,00 % | NC | | | | 99,990 | 7 | 2 180 | 21 384 |
| ENT32021T+2,45%APP | TNSUXW7EBUQ0 | NA3V6 | 21 | | | | 95,000 | 0,00 % | NC | | | | 100,000 | 2 | 255 | 2 470 |
| ENAT3 2021 8,80% B | TNYZO6UGUZ33 | NB3F6 | 21 | | | | 100,000 | 0,00 % | NC | | | | 100,000 | 0 | 0 | 0 |
| ENAT32021 T+2,55%B | TN5QHYZ8T348 | NB3V6 | 21 | | | | 100,000 | 0,00 % | NC | | | | 100,000 | 1 | 50 000 | 5 082 214 |
| ENAT3 2021 8,90% C | TN3QL5M1QLW6 | NC3F8 | 21 | | | | 100,000 | 0,00 % | NC | | | | 100,000 | 0 | 0 | 0 |
| ENAT32021 T+2,65%C | TNJP2LP1CVE1 | NC3V8 | 21 | | | | 100,000 | 0,00 % | NC | | | | 100,000 | 0 | 0 | 0 |
| ENAT3 HASSAN21 APP | TNE5I87AY2T5 | NHA36 | 21 | | | | 100,000 | 0,00 % | NC | | | | 100,000 | 0 | 0 | 0 |
| ENAT3 HASSAN2021 B | TNVSDML2VYJ5 | NHB36 | 21 | | | | 100,000 | 0,00 % | NC | | | | 100,000 | 0 | 0 | 0 |
| ENAT3 HASSAN2021 C | TNJQ3VIAM1R9 | NHC38 | 21 | | | | 100,000 | 0,00 % | NC | | | | 100,000 | 0 | 0 | 0 |
| ENAT1 2022 A 8,80% | TNPSLOPEJVO7 | NAF27 | 21 | | | | 93,800 | 0,00 % | NC | | | | 93,500 | 16 | 5 615 | 58 603 |
| ENAT1 2022A T+2,4% | TNLEGO8CKWX3 | NAV27 | 21 | | | | 92,500 | 0,00 % | NC | | | | 92,500 | 0 | 0 | 0 |
| ENAT1 2022 B 8,90% | TNHG2VXQ3BG0 | NBF29 | 21 | | | | 100,000 | 0,00 % | NC | | | | 100,000 | 0 | 0 | 0 |
| ENAT1 2022B T+2,5% | TN0O02UVQY55 | NBV29 | 21 | | | | 100,000 | 0,00 % | NC | | | | 100,000 | 0 | 0 | 0 |
| ENAT1 2022 C 9,10% | TN5XZZ454U2 | NCF32 | 21 | | | | 94,000 | 0,00 % | NC | | | | 94,000 | 0 | 0 | 0 |
| ENAT1 2022CT+2,65% | TNQHMI7RIBR5 | NCV32 | 21 | | | | 100,000 | 0,00 % | NC | | | | 100,000 | 0 | 0 | 0 |
| ENAT1 HASSAN2022 A | TNCDR74CL701 | NHA27 | 21 | | | | 100,000 | 0,00 % | NC | | | | 100,000 | 0 | 0 | 0 |
| ENAT1 HASSAN2022 B | TNBHB9XIP394 | NHB29 | 21 | | | | 100,000 | 0,00 % | NC | | | | 100,000 | 0 | 0 | 0 |
| ENAT1 HASSAN2022 C | TNW1CN5IM5T4 | NHC32 | 21 | | | | 100,000 | 0,00 % | NC | | | | 100,000 | 0 | 0 | 0 |
| ENAT22022 9,25%APP | TNJ1M1ZAWYGS | NA2F7 | 21 | | | | 95,000 | 0,00 % | NC | | | | 100,000 | 3 | 770 | 7 657 |
| ENT2 22 T+2,15%APP | TNQCK0BPZ5A4 | NA2V7 | 21 | | | | 100,000 | 0,00 % | NC | | | | 100,000 | 0 | 0 | 0 |
| ENAT2 2022 9,35% B | TNQVHB5WZ2K2 | NB2F9 | 21 | | | | 100,000 | 0,00 % | NC | | | | 100,000 | 0 | 0 | 0 |
| ENAT22022 T+2,2% B | TNFOWIRG8H7 | NB2V9 | 21 | | | | 100,000 | 0,00 % | NC | | | | 100,000 | 0 | 0 | 0 |
| ENAT2 2022 9,60% C | TNI9EO2MTU05 | NC2F2 | 21 | | | | 99,270 | 0,00 % | NC | | | | 99,270 | 0 | 0 | 0 |
| ENAT2 2022T+2,40%C | TN11TIB0EPV4 | NC2V2 | 21 | | | | 100,000 | 0,00 % | NC | | | | 100,000 | 0 | 0 | 0 |
| ENAT2 HASSAN22 APP | TNM46OWVRP06 | NH2A7 | 21 | | | | 65,000 | 0,00 % | NC | | | | 65,000 | 0 | 0 | 0 |
| ENAT2 HASSAN2022 B | TNU9AUB15T16 | NH2B9 | 21 | | | | 100,000 | 0,00 % | NC | | | | 100,000 | 0 | 0 | 0 |
| ENAT2 HASSAN2022 C | TN714WHHNNWN4 | NH2C2 | 21 | | | | 100,000 | 0,00 % | NC | | | | 100,000 | 0 | 0 | 0 |
| ENAT32022 9,25%APP | TNXNSU5ILBI2 | NA3F7 | 21 | | | | 93,500 | 0,00 % | NC | | | | 93,500 | 0 | 0 | 0 |
| ENT3 22 T+2,15%APP | TNWL10DSWXX1 | NA3V7 | 21 | | | | 99,000 | 0,00 % | NC | | | | 99,000 | 0 | 0 | 0 |
| ENAT3 2022 9,35% B | TNRGVC8DE36 | NB3F9 | 21 | | | | 100,000 | 0,00 % | NC | | | | 100,000 | 0 | 0 | 0 |
| ENAT32022 T+2,2% B | TNOJN6PVH38 | NB3V9 | 21 | | | | 100,000 | 0,00 % | NC | | | | 100,000 | 0 | 0 | 0 |
| ENAT3 2022 9,60% C | TN4A4WPDZOC1 | NC3F2 | 21 | | | | 100,150 | 0,00 % | NC | | | | 100,150 | 0 | 0 | 0 |
| ENAT3 2022T+2,40%C | TNIZ090I5G66 | NC3V2 | 21 | | | | 100,000 | 0,00 % | NC | | | | 100,000 | 0 | 0 | 0 |
| ENAT42022 9,35%APP | TNOAYHSVTHY1 | NA4F7 | 21 | | | | 93,000 | 0,00 % | NC | | | | 93,000 | 0 | 0 | 0 |
| ENT4 2022 T+2% APP | TN2MVOGUKOA5 | NA4V7 | 21 | | | | 94,000 | 0,00 % | NC | | | | 94,000 | 0 | 0 | 0 |
| ENAT4 2022 9,4% B | TNWRCVSYL730 | NB4F9 | 21 | | | | 94,000 | 0,00 % | NC | | | | 94,000 | 0 | 0 | 0 |
| ENAT42022T+2,05% B | TN7PM93UZP50 | NB4V9 | 21 | | | | 100,000 | 0,00 % | NC | | | | 100,000 | 0 | 0 | 0 |
| ENAT4 2022 9,60% C | TNEFCF8MYZ3 | NC4F2 | 21 | | | | 100,000 | 0,00 % | NC | | | | 100,000 | 0 | 0 | 0 |
| ENAT4 2022T+2,25%C | TNVFSFLG1FH4 | NC4V2 | 21 | | | | 100,000 | 0,00 % | NC | | | | 100,000 | 0 | 0 | 0 |
| ENAT4HASSAN2022APP | TNA3G5IE2961 | NH4A7 | 21 | | | | 100,000 | 0,00 % | NC | | | | 100,000 | 0 | 0 | 0 |
| ENAT4 HASSAN2022 C | TNQRS5G236GA1 | NH4C2 | 21 | | | | 100,000 | 0,00 % | NC | | | | 100,000 | 0 | 0 | 0 |
| ENAT12023 9,75%APP | TN6DQ00JBL7 | NAF28 | 21 | | | | 100,000 | 0,00 % | NC | | | | 92,030 | 4 | 977 | 10 442 |
| ENT12023T+1,7% APP | TNBYTZTD1920 | NAV28 | 21 | | | | 91,000 | 0,00 % | NC | | | | 96,000 | 1 | 110 | 1 096 |
| ENAT1 2023 9,8% B | TNCGJF5TW027 | NBF30 | 21 | | | | 93,500 | 0,00 % | NC | | | | 93,500 | 0 | 0 | 0 |
| ENAT12023T+1,75% B | TN3C6DVEVM76 | NBV30 | 21 | | | | 100,000 | 0,00 % | NC | | | | 100,000 | 0 | 0 | 0 |
| ENAT1 2023 9,95% C | TNTKTE05CIW5 | NCF33 | 21 | | | | 99,000 | 0,00 % | NC | | | | 99,000 | 0 | 0 | 0 |
| ENAT1 2023T+1,95%C | TNHZAONAPWF9 | NCV33 | 21 | | | | 100,620 | 0,00 % | NC | | | | 100,620 | 0 | 0 | 0 |
| ENAT1HASSAN2023APP | TNJ775UL9423 | NHA28 | 21 | | | | 100,000 | 0,00 % | NC | | | | 100,000 | 0 | 0 | 0 |
| ENAT1 HASSAN2023 B | TN36Q8Q0XFKB7 | NHB30 | 21 | | | | 100,000 | 0,00 % | NC | | | | 100,000 | 0 | 0 | 0 |
| ENAT22023 9,75%APP | TNNI3UPDY012 | NA2F8 | 21 | | | | 92,730 | 0,00 % | NC | | | | 100,000 | 54 | 48 671 | 516 163 |
| ENT22023T+1,7% APP | TNHOFRXHS5G72 | NA2V8 | 21 | | | | 92,020 | 0,00 % | NC | | | | 92,010 | 1 | 144 | 1 422 |
| ENAT2 2023 9,8% B | TNCR2TMAK1K8 | NB2F0 | 21 | | | | 99,000 | 0,00 % | NC | | | | 99,000 | 0 | 0 | 0 |
| ENAT22023T+1,75% B | TNN50G7PX8W5 | NB2V0 | 21 | | | | 100,000 | 0,00 % | NC | | | | 100,000 | 0 | 0 | 0 |
| ENAT2 2023 9,95% C | TNNZ2M9ZHT3 | NC2F3 | 21 | | | | 97,000 | 0,00 %</ | | | | | | | | |

Le Marché Obligataire : Obligations privées

Séance n°29 du mardi 11 février 2025

| Séance du jour | | | | | | | | | | | | | | Année 2025 | | | |
|---------------------|------------------------------|---------------|-------|--------|----------|----------|-----------------|--------------|--------------|------------|------------------|-----------|-----------|----------------|----------|----------|-----------------|
| Valeur | Emetteur | Code ISIN | MNEMO | Groupe | Echanges | Quantité | Capitaux en TND | Clôture en % | Var. du Jour | Indicateur | VWAP Veille en % | VWAP en % | Var. VWAP | Ouverture en % | Echanges | Quantité | Capitaux en TND |
| BTE0930 5.85%AP20 | BTE | TN0001300607 | BE10B | 21 | | | | 100,000 | 0,00 % | NC | | | | 100,000 | 0 | 0 | 0 |
| BTE0232 6.25%P20 | BTE | TN0001300623 | BE11F | 21 | | | | 100,000 | 0,00 % | NC | | | | 100,000 | 0 | 0 | 0 |
| BTEB0127 11.5%P7-2 | BTE | TN0001300680 | BE9BF | 21 | | | | 100,000 | 0,00 % | NC | | | | 100,000 | 0 | 0 | 0 |
| BTEB0127T+3.25P7-2 | BTE | TN0001300698 | BE9BV | 21 | | | | 100,000 | 0,00 % | NC | | | | 100,000 | 0 | 0 | 0 |
| BSA0627 8.75% P5PP | BIAT | TN059Z110G78 | B22AF | 21 | | | | 100,000 | 0,00 % | NC | | | | 100,000 | 0 | 0 | 0 |
| BSA0627T+2.55%P5PP | BIAT | TN2XZZTDCR70 | B22AV | 21 | | | | 100,000 | 0,00 % | NC | | | | 100,000 | 0 | 0 | 0 |
| BSB0627 8.75% P5 | BIAT | TNBLRFH96SL4 | B22BF | 21 | | | | 100,130 | 0,00 % | NC | | | | 100,130 | 0 | 0 | 0 |
| BSB0627T+2.55% P5 | BIAT | TNUALDKV3B53 | B22BV | 21 | | | | 100,000 | 0,00 % | NC | | | | 100,000 | 0 | 0 | 0 |
| BSC0627 9.15% IF5 | BIAT | TNODT45XV9P9 | B22CF | 21 | | | | 98,440 | 0,00 % | NC | | | | 98,440 | 0 | 0 | 0 |
| BSC0627T+2.95% IF5 | BIAT | TN9MG9S138K0 | B22CV | 21 | | | | 96,210 | 0,00 % | NC | | | | 99,970 | 1 | 80 | 8 276 |
| BSD0629 9.20% P7-2 | BIAT | TN8J8QFA4123 | B22DF | 21 | | | | 100,000 | 0,00 % | NC | | | | 100,000 | 0 | 0 | 0 |
| BSD0629 T+3% P7-2 | BIAT | TNGOJL11N67 | B22DV | 21 | | | | 100,000 | 0,00 % | NC | | | | 100,000 | 0 | 0 | 0 |
| BSE0629 9.45% IF7 | BIAT | TNPZ2BZUFO23 | B22EF | 21 | | | | 100,000 | 0,00 % | NC | | | | 100,000 | 0 | 0 | 0 |
| BSE0629T+3.25% IF7 | BIAT | TN4IAOG12753 | B22EV | 21 | | | | 100,000 | 0,00 % | NC | | | | 100,000 | 0 | 0 | 0 |
| BSF0632 9.60%P10-5 | BIAT | TNGQ61JKPR4 | B22FV | 21 | | | | 100,000 | 0,00 % | NC | | | | 100,000 | 0 | 0 | 0 |
| BSF0632T+3.35P10-5 | BIAT | TNDIUT047V9 | B22FV | 21 | | | | 100,180 | 0,00 % | NC | | | | 100,180 | 0 | 0 | 0 |
| BSG0632 9.70% IF10 | BIAT | TNFSFT39R800 | B22GF | 21 | | | | 100,760 | 0,00 % | NC | | | | 100,760 | 0 | 0 | 0 |
| BSG0632T+3.45%IF10 | BIAT | TNHD4NKEWF69 | B22GV | 21 | | | | 100,000 | 0,00 % | NC | | | | 100,000 | 0 | 0 | 0 |
| BHSB0425 7.85%P7-2 | BH BANK | TN0001901040 | B58BF | 21 | | | | 100,000 | 0,00 % | NC | | | | 100,000 | 0 | 0 | 0 |
| BHSB0425T+2.1%P7-2 | BH BANK | TN0001901057 | B58BV | 21 | | | | 100,000 | 0,00 % | NC | | | | 100,000 | 0 | 0 | 0 |
| BHS C0425 8% INF 7 | BH BANK | TN0001901065 | B58CF | 21 | | | | 100,000 | 0,00 % | NC | | | | 100,000 | 0 | 0 | 0 |
| BH SC0326 10.3P7-2 | BH BANK | TN0001901115 | B59CF | 21 | | | | 100,000 | 0,00 % | NC | | | | 100,000 | 0 | 0 | 0 |
| BH SC0326T+2.6P7-2 | BH BANK | TN0001901123 | B59CV | 21 | | | | 100,000 | 0,00 % | NC | | | | 100,000 | 0 | 0 | 0 |
| BHSA1026T+2.55P5-1 | BH BANK | TNSH8NXC1WC4 | B521A | 21 | | | | 101,490 | 0,00 % | NC | | | | 101,490 | 0 | 0 | 0 |
| BHSB1026T+2.7%INF5 | BH BANK | TNIHW049ARG5 | B521B | 21 | | | | 100,000 | 0,00 % | NC | | | | 100,000 | 0 | 0 | 0 |
| BH SC1028 9.1%P7-2 | BH BANK | TNOPIDORGAE6 | B521C | 21 | | | | 99,240 | 0,00 % | NC | | | | 99,240 | 0 | 0 | 0 |
| BHSD1028T+2.9%P7-2 | BH BANK | TNA4HARLU4U5 | B521D | 21 | | | | 100,000 | 0,00 % | NC | | | | 100,000 | 0 | 0 | 0 |
| STB0528T+1.75%AP20 | STB | TN0002601003 | STB8C | 21 | | | | 100,000 | 0,00 % | NC | | | | 100,000 | 0 | 0 | 0 |
| STB0533 T+2.0%AP25 | STB | TN0002601011 | STB8D | 21 | | | | 100,000 | 0,00 % | NC | | | | 100,000 | 0 | 0 | 0 |
| STB0225 6.5%AP16 | STB | TN0002601029 | STB82 | 21 | | | | 90,000 | 0,00 % | NC | | | | 90,000 | 0 | 0 | 0 |
| STB0325 5.30%P15 | STB | TN0002601045 | SB10B | 21 | | | | 100,000 | 0,00 % | NC | | | | 100,000 | 0 | 0 | 0 |
| STB SC1126 11%P7-2 | STB | TN0002601169 | S91CF | 21 | | | | 100,150 | 0,00 % | NC | | | | 100,150 | 0 | 0 | 0 |
| STBSC1126T+2.8P7-2 | STB | TN0002601177 | S91CV | 21 | | | | 100,000 | 0,00 % | NC | | | | 100,000 | 0 | 0 | 0 |
| STBSD1126 11.5%IF7 | STB | TN0002601185 | S891D | 21 | | | | 100,000 | 0,00 % | NC | | | | 100,000 | 0 | 0 | 0 |
| STB SA0425 10.5%P5 | STB | TN0002601201 | S20AF | 21 | | | | 100,000 | 0,00 % | NC | | | | 100,000 | 0 | 0 | 0 |
| STB SC0427 11%P7-2 | STB | TN0002601219 | S20CF | 21 | | | | 100,150 | 0,00 % | NC | | | | 100,150 | 0 | 0 | 0 |
| STBSE0425 11.3%CU5 | STB | TN0002601227 | S820E | 21 | | | | 100,000 | 0,00 % | NC | | | | 100,000 | 0 | 0 | 0 |
| STBSA0127 8.7% AP5 | STB | TNWSQMSZ65V8 | S21AF | 21 | | | | 99,520 | 0,00 % | NC | | | | 99,520 | 0 | 0 | 0 |
| STBSA0127T+2.3%AP5 | STB | TNBX3GLYOR8 | S21AV | 21 | | | | 99,300 | 0,00 % | NC | | | | 99,300 | 0 | 0 | 0 |
| STBSB0127 8.95%IF5 | STB | TNTGLIP3KDL6 | S21BF | 21 | | | | 100,000 | 0,00 % | NC | | | | 100,000 | 0 | 0 | 0 |
| STBSB0127T+2.55IF5 | STB | TN4UMPL967X2 | S21BV | 21 | | | | 100,000 | 0,00 % | NC | | | | 100,000 | 0 | 0 | 0 |
| STBSC0127 9.1% AP5 | STB | TNFR5BNBPM9 | S21CF | 21 | | | | 100,000 | 0,00 % | NC | | | | 100,000 | 0 | 0 | 0 |
| STBSC0127T+2.7%AP5 | STB | TN2MYCPO47G7 | S21CV | 21 | | | | 100,000 | 0,00 % | NC | | | | 100,000 | 0 | 0 | 0 |
| STBSD0127 9.35%IF5 | STB | TNL62ZLXMEP5 | S21DF | 21 | | | | 100,000 | 0,00 % | NC | | | | 100,000 | 0 | 0 | 0 |
| STBSE0127 8.7% AP5 | STB | TNOR77XCOAHO | S21EF | 21 | | | | 100,000 | 0,00 % | NC | | | | 100,000 | 0 | 0 | 0 |
| BNASB0825 8.5%P7-2 | BNA | TN0003100773 | BNSBF | 21 | | | | 100,000 | 0,00 % | NC | | | | 100,000 | 0 | 0 | 0 |
| BNASB0825T+2.25P7-2 | BNA | TN0003100781 | BNSBV | 21 | | | | 100,000 | 0,00 % | NC | | | | 100,000 | 0 | 0 | 0 |
| AB0528 7.0%AP20 | AB | TN0003400330 | ABS8B | 21 | | | | 100,000 | 0,00 % | NC | | | | 100,000 | 0 | 0 | 0 |
| AB0825 T+0.85%AP15 | AB | TN0003400405 | AB825 | 21 | | | | 100,000 | 0,00 % | NC | | | | 100,000 | 0 | 0 | 0 |
| AB SA0226 9% AP5PP | AB | TN0003400652 | ABS3A | 21 | | | | 98,500 | 0,00 % | NC | | | | 98,500 | 0 | 0 | 0 |
| AB SB0226 9.2% AP5 | AB | TN0003400660 | ABS3B | 21 | | | | 99,200 | 0,00 % | NC | | | | 99,200 | 0 | 0 | 0 |
| ABSC0228 9.4%AP7-2 | AB | TN0003400678 | ABS3C | 21 | | | | 100,000 | 0,00 % | NC | | | | 100,000 | 0 | 0 | 0 |
| AB SA0428T+2.7P7-2 | AB | TN0003400686 | ABS1A | 21 | | | | 100,000 | 0,00 % | NC | | | | 100,000 | 0 | 0 | 0 |
| AB SB0431T+2.8AP10 | AB | TN0003400694 | ABS1B | 21 | | | | 100,000 | 0,00 % | NC | | | | 100,000 | 0 | 0 | 0 |
| ABSA1028 10.05%AP5 | AB | TNDE9EH7SA12 | AB3AF | 21 | | | | 100,000 | 0,00 % | NC | | | | 100,000 | 1 | 10 000 | 821 587 |
| ABSA1028T+2.15%AP5 | AB | TNL8PGLUB9C93 | AB3AV | 21 | | | | 100,000 | 0,00 % | NC | | | | 100,000 | 0 | 0 | 0 |
| ABSC1030 10.2%P7-2 | AB | TN5PTKYMCD13 | AB3CF | 21 | | | | 100,000 | 0,00 % | NC | | | | 100,000 | 0 | 0 | 0 |
| ABSC1030T+2.3%P7-2 | AB | TNTMJ1DJ4SH4 | AB3CV | 21 | | | | 100,000 | 0,00 % | NC | | | | 100,000 | 0 | 0 | 0 |
| ABSD1030 10.3% IF7 | AB | TN0GGAF4RX47 | AB3DF | 21 | | | | 100,000 | 0,00 % | NC | | | | 100,000 | 0 | 0 | 0 |
| ABSD1030 T+2.4%IF7 | AB | TNR3ZRJWC984 | AB3DV | 21 | | | | 100,000 | 0,00 % | NC | | | | 100,000 | 0 | 0 | 0 |
| ATB0527T+1.75%AP20 | ATB | TN0003600491 | ATB7C | 21 | | | | 100,000 | 0,00 % | NC | | | | 100,000 | 0 | 0 | 0 |
| ATB0532T+2.0%AP25 | ATB | TN0003600509 | ATB7D | 21 | | | | 100,000 | 0,00 % | NC | | | | 100,000 | 0 | 0 | 0 |
| ATB0529 5.9%P20-5 | ATB | TN0003600582 | ATB82 | 21 | | | | 100,000 | 0,00 % | NC | | | | 100,000 | 0 | 0 | 0 |
| ATBSA325T+2.05P7-2 | ATB | TN0003600640 | ATBSA | 21 | | | | 100,000 | 0,00 % | NC | | | | 100,000 | 0 | 0 | 0 |
| ATBSB0328T+2.1AP10 | ATB | TN0003600657 | ATBSB | 21 | | | | 100,000 | 0,00 % | NC | | | | 100,000 | 0 | 0 | 0 |
| UIB0729 5.85%AP20 | UIB | TN0003900248 | UB91C | 21 | | | | 100,000 | 0,00 % | NC | | | | 100,000 | 1 | 35 | 901 |
| UIB0831 6.3%P20 | UIB | TN0003900263 | U111B | 21 | | | | 90,330 | 0,00 % | NC | | | | 90,330 | 0 | 0 | 0 |
| UIB0133 6.70% AP20 | UIB | TN0003900305 | UB21C | 21 | | | | 100,000 | 0,00 % | NC | | | | 100,000 | 0 | 0 | 0 |
| BTK0225 T+0.8%P15 | BTK | TN0004620134 | BT9YC | 21 | | | | 100,000 | 0,00 % | NC | | | | 100,000 | 0 | 0 | 0 |
| BTK0230 5.85%P20 | BTK | TN0004620142 | BT9YD | 21 | | | | 100,000 | 0,00 % | NC | | | | 100,000 | 0 | 0 | 0 |
| WIBIC0626 10.75%P7 | WIFACK INTERNATIONAL BANK | TN0007200199 | WB19C | 21 | | | | 98,000 | 0,00 % | NC | | | | 98,000 | 0 | 0 | 0 |
| WIB ID 0626 11%P7 | WIFACK INTERNATIONAL BANK | TN0007200207 | WB19D | 21 | | | | 95,000 | 0,00 % | NC | | | | 95,000 | 0 | 0 | 0 |
| WIB A 0128 9.25%P5 | WIFACK INTERNATIONAL BANK | TNR4CLXNS261 | WB22A | 21 | | | | 100,000 | 0,00 % | NC | | | | 100,000 | 0 | 0 | 0 |
| WIBB0130 9.75%P7-2 | WIFACK INTERNATIONAL BANK | TN6K3B3UUB12 | WB22B | 21 | | | | 100,000 | 0,00 % | NC | | | | 100,000 | 0 | 0 | 0 |
| WC0133 10.25%P10-2 | WIFACK INTERNATIONAL BANK | TNMC9HTIB5A4 | WB22C | 21 | | | | 100,000 | 0,00 % | NC | | | | 100,000 | 0 | 0 | 0 |
| ABC B0725 8.4%P7-2 | ABC TUNISIE | TN0007780034 | ABC8F | 21 | | | | 100,000 | 0,00 % | NC | | | | 100,000 | 0 | 0 | 0 |
| ABC B0725T+2.4P7-2 | ABC TUNISIE | TN0007780042 | ABC8V | 21 | | | | 100,000 | 0,00 % | NC | | | | 100,000 | 0 | 0 | 0 |
| ABCC0725T+2,5 INF7 | ABC TUNISIE | TN0007780059 | ABCCV | 21 | | | | 100,000 | 0,00 % | NC | | | | 100,000 | 0 | 0 | 0 |
| ABC A0625 11%AP5 | ABC TUNISIE | TN0007780067 | AC20A | 21 | | | | 99,930 | 0,00 % | NC | | | | 99,930 | 0 | 0 | 0 |
| ABCB0627 11.5%P7-2 | ABC TUNISIE | TN0007780075 | AC20B | 21 | | | | 104,900 | 0,00 % | NC | | | | 104,900 | 0 | 0 | 0 |
| TL B0525 8.2% P7-2 | TUNISIE LEASING ET FACTORING | TN0002102010 | T81BF | 21 | | | | 100,000 | 0,00 % | NC | | | | 100,000 | 0 | 0 | 0 |
| TLFSB 0126 11%P7-2 | TUNISIE LEASING ET FACTORING | TN0002102085 | T85BF | 21 | | | | 100,600 | 0,00 % | NC | | | | 100,600 | 0 | 0 | 0 |
| TLFSB 0126T+3%P7-2 | TUNISIE LEASING ET FACTORING | TN0002102093 | T85BV | 21 | | | | 100,000 | 0,00 % | NC | | | | 100,000 | 0 | 0 | 0 |
| TJL B0626 11.7%P7-2 | TUNISIE LEASING ET FACTORING | T | | | | | | | | | | | | | | | |

2 274 643

Capitaux traités sur l'année en TND

Cotation électronique

| Echanges | Quantité | Capitaux en TND |
|----------|----------|-----------------|
| 587 | 418 362 | 988 348 |

Répartition par catégorie de donneurs d'ordres

| Achat | Echanges | Quantité | Capitaux en TND | Capitaux en % |
|--------------|------------|----------------|-----------------|----------------|
| T. Libre | 552 | 396 180 | 935 645 | 94,67% |
| T. Géré | 35 | 22 182 | 52 704 | 5,33% |
| Total | 587 | 418 362 | 988 348 | 100,00% |

| Vente | Echanges | Quantité | Capitaux en TND | Capitaux en % |
|--------------|------------|----------------|-----------------|----------------|
| T. Libre | 482 | 360 648 | 851 410 | 86,14% |
| T. Géré | 105 | 57 714 | 136 938 | 13,86% |
| Total | 587 | 418 362 | 988 348 | 100,00% |

Cotation sur Panneaux : Les enchères

| Echanges | Quantité | Capitaux en TND |
|----------|----------|-----------------|
| 36 | 119 040 | 1 286 295 |

Répartition par catégorie de donneurs d'ordres

| Achat | Echanges | Quantité | Capitaux en TND | Capitaux en % |
|--------------|-----------|----------------|------------------|----------------|
| T.Libre | 23 | 19 384 | 647 416 | 50,33% |
| T.Géré | 13 | 99 656 | 638 879 | 49,67% |
| Total | 36 | 119 040 | 1 286 295 | 100,00% |

| Vente | Echanges | Quantité | Capitaux en TND | Capitaux en % |
|--------------|-----------|----------------|------------------|----------------|
| T.Géré | 14 | 100 551 | 819 042 | 63,67% |
| T.Libre | 22 | 18 489 | 467 253 | 36,33% |
| Total | 36 | 119 040 | 1 286 295 | 100,00% |

Le Marché Hors Cote : Activité par valeur sur le système de cotation électronique

| Séance du jour | | | | | | | | | | | | Année 2025 | | | | | |
|-------------------|--------------|-------|--------|-----------|--------------|-----------------|---------|--------------|------------|-------------|-------|------------|-----------|------------------|------------|----------------|-----------------|
| Valeur | Code ISIN | MNEMO | Groupe | Echanges | Quantité | Capitaux en TND | Clôture | Var. du Jour | Indicateur | VWAP Veille | VWAP | Var. VWAP | Ouverture | Rendement annuel | Echanges | Quantité | Capitaux en TND |
| SITEX | TN0004300307 | SITEX | 13 | | | | 3,850 | 0,00 % | NC | | | | 3,350 | 14,93 % | 5 | 957 | 3 694 |
| STE TUN. DU SUCRE | TN0006170013 | STS | 13 | 1 | 5 | 56 | 11,120 | 0,00 % | | 11,120 | | | 11,620 | -4,30 % | 7 | 211 | 2 414 |
| BNA ASSURANCES | TN0007680010 | AMI | 13 | 22 | 4 722 | 11 663 | 2,470 | 1,65 % | | 2,430 | 2,470 | 1,65 % | 2,450 | 0,82 % | 575 | 417 194 | 982 240 |
| Total | | | | 23 | 4 727 | 11 719 | | | | | | | | | 587 | 418 362 | 988 348 |

Lignes secondaires

| Séance du jour | | | | | | | | | | Année 2025 | | |
|-----------------------|--------------|-------|--------|----------|----------|-----------------|---------------|------------|--|------------|----------|-----------------|
| Emetteur / Valeur | Code ISIN | MNEMO | Groupe | Echanges | Quantité | Capitaux en TND | Dernier cours | Indicateur | | Echanges | Quantité | Capitaux en TND |
| BNA ASSURANCES | | | | | | | | | | | | |
| AMI DA 1/4 110817 | TN0007680044 | AMI17 | 33 | 0 | 0 | 0 | | NC | | 0 | 0 | 0 |
| AMI DA27/35 241120 | TN0007680051 | AMI20 | 33 | 0 | 0 | 0 | | NC | | 0 | 0 | 0 |
| Total | | | | 0 | 0 | 0 | | | | 0 | 0 | 0 |