

Sommaire

Page

-Indicateurs de la séance & Activité des marchés

2

-Palmarès de la Séance

3

-Activité des marchés sur l'année

4

-Le Marché Principal

5

· Activité sur l'année par compartiment et par groupe de cotation

5

· Activité détaillée par valeur

6

· Répartition du volume des transactions sur l'année par catégorie de donneurs d'ordres

8

-Le Marché Obligataire

10

-Le Marché Hors-cote

13

Capitaux traités en TND

| Séance du jour | Cumul annuel 2025 | |
|---------------------------------------|---|----------|
| 16 964 989 Total | 223 748 970 Total | -24,88 % |
| 3 892 948 Cote : Titres de Capital | 147 065 983 Cote : Titres de Capital | -4,47 % |
| 6 021 Cote : Titres de créance | 19 537 260 Cote : Titres de créance | -14,09 % |
| 7 290 Hors Cote | 2 041 533 Hors Cote | 121,28 % |
| 13 058 730 Enregistrements | 54 772 683 Enregistrements | -54,45 % |
| 0 Déclarations | 331 510 Déclarations | 211,73K% |

Quantités traitées

| Séance du jour | Cumul annuel 2025 | |
|------------------------------------|---------------------------------------|----------|
| 423 940 Total | 25 599 304 Total | 51,24 % |
| 315 962 Cote: Titres de capital | 19 993 006 Cote: Titres de capital | 53,65 % |
| 569 Cote: Titres de Créance | 245 279 Cote: Titres de créance | -40,28 % |
| 3 000 Hors Cote | 486 422 Hors cote | 425,91 % |
| 104 409 Enregistrements | 4 874 578 Enregistrements | 42,91 % |
| 0 Déclarations | 19 Déclarations | 280,00 % |

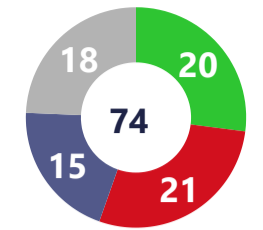
Nombre de Transactions

| Séance du jour | Cumul annuel 2025 | |
|----------------------------------|-----------------------------------|----------|
| 1 065 Total | 46 499 Total | 56,62 % |
| 1 051 Cote: Titres de capital | 45 717 Cote: Titres de capital | 56,91 % |
| 5 Cote : Titres de créance | 119 Cote : Titres de créance | -30,41 % |
| 5 Hors cote | 543 Hors cote | 203,35 % |
| 4 Enregistrements | 119 Enregistrements | -41,38 % |
| 0 Déclarations | 1 Déclarations | 0,00 % |

Cap. Boursière en MD

| |
|-------------------------|
| 27 089 |
| -0,21 % Var. Jour |
| 2,35 % Var. annuelle |

| Marchés | Echanges Bloc | Quantité Bloc | Capitaux Bloc | Echanges | Quantité | Capitaux en TND |
|------------------|---------------|---------------|---------------|----------|----------|-----------------|
| Marché Principal | 0 | 0 | 0 | 1 051 | 315 962 | 3 892 948 |



● Hausse ● Baisse ● Inchangé ● NC ● Suspendu

TUNINDEX

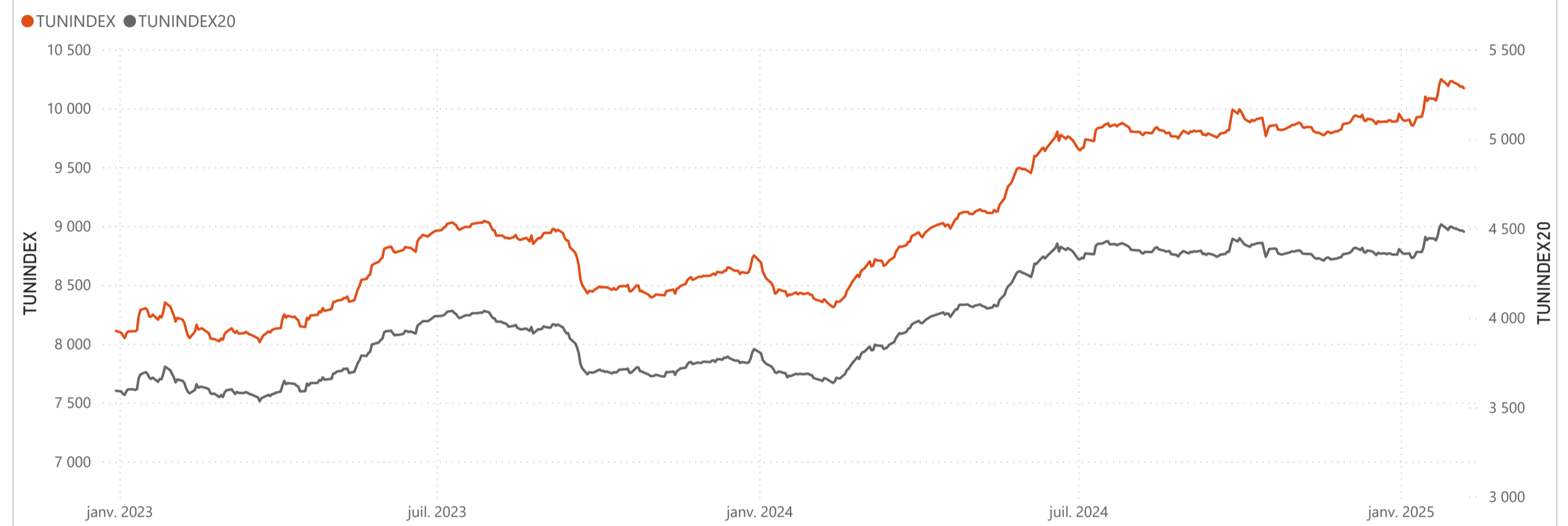
10 170,64
-0,16 % Var. du Jour
2,18 % Var. année

Plus haut de l'année: 10 247,38 (24/01/2025)
Plus bas de l'année: 9 852,65 (08/01/2025)

TUNINDEX20

4 481,93
-0,16 % Var. du Jour
2,23 % Var. année

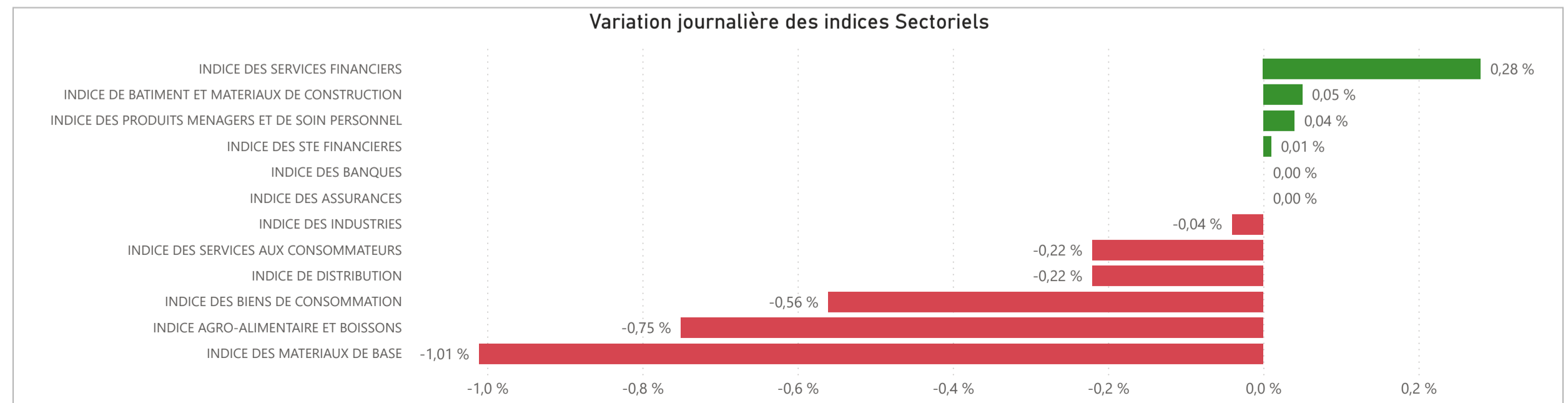
Plus haut de l'année: 4 522,77 (24/01/2025)
Plus bas de l'année: 4 334,94 (08/01/2025)



INDICES SECTORIELS

| INDICES SECTORIELS | Indice du Jour | Indice Veille | Var. du Jour | Var. sur l'année | Poids dans TUNINDEX | Plus haut de l'année | Plus bas de l'année |
|---|----------------|---------------|--------------|------------------|---------------------|----------------------|---------------------|
| INDICE DES STE FINANCIERES | 7 667,86 | 7 666,98 | 0,01 % | 2,60 % | 60,52 % | 24/01/2025 | 7 744,86 |
| INDICE DES BANQUES | 7 122,14 | 7 122,44 | 0,00 % | 2,77 % | 53,91 % | 24/01/2025 | 7 205,62 |
| INDICE DES ASSURANCES | 14 946,41 | 14 946,41 | 0,00 % | -1,75 % | 3,29 % | 13/01/2025 | 15 269,46 |
| INDICE DES SERVICES FINANCIERS | 13 039,62 | 13 003,39 | 0,28 % | 4,26 % | 3,32 % | 03/02/2025 | 13 115,95 |
| INDICE DES SERVICES AUX CONSOMMATEURS | 3 355,09 | 3 362,50 | -0,22 % | 7,25 % | 3,49 % | 27/01/2025 | 3 374,50 |
| INDICE DE DISTRIBUTION | 5 285,93 | 5 297,61 | -0,22 % | 7,25 % | 3,49 % | 27/01/2025 | 5 316,51 |
| INDICE DES BIENS DE CONSOMMATION | 8 164,74 | 8 210,76 | -0,56 % | 0,96 % | 20,98 % | 30/01/2025 | 8 272,27 |
| INDICE AGRO-ALIMENTAIRE ET BOISSONS | 10 034,62 | 10 109,99 | -0,75 % | 1,75 % | 16,00 % | 31/01/2025 | 10 218,50 |
| INDICE DES PRODUITS MENAGERS ET DE SOIN PERSONNEL | 2 615,16 | 2 614,16 | 0,04 % | -1,48 % | 4,98 % | 24/01/2025 | 2 633,86 |
| INDICE DES INDUSTRIES | 1 839,52 | 1 840,33 | -0,04 % | 0,12 % | 11,07 % | 14/01/2025 | 1 858,42 |
| INDICE DE BATIMENT ET MATERIAUX DE CONSTRUCTION | 821,87 | 821,50 | 0,05 % | 1,42 % | 4,49 % | 14/01/2025 | 838,63 |
| INDICE DES MATERIAUX DE BASE | 5 379,03 | 5 434,18 | -1,01 % | 5,34 % | 2,53 % | 27/01/2025 | 5 510,63 |

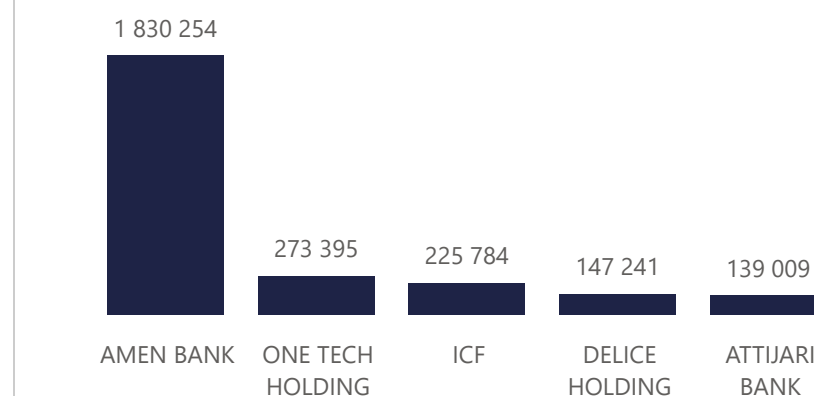
Variation journalière des indices Sectoriels



Valeurs les plus actives

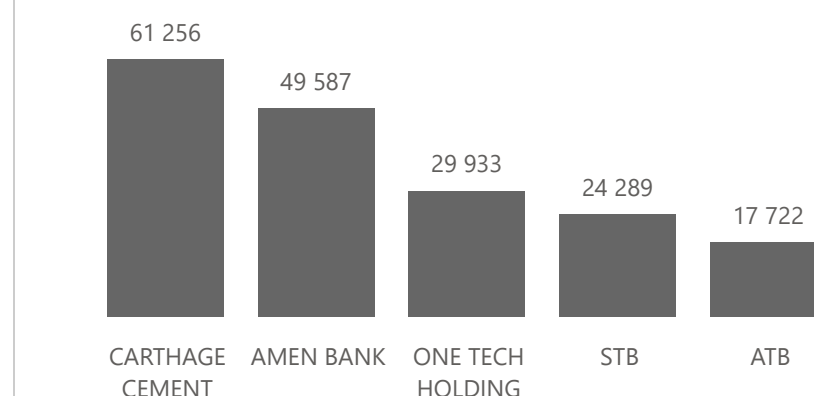
| Valeur | Compartiment | Groupe | Capitaux en TND |
|------------------|--------------|--------|-----------------|
| AMEN BANK | A | 11 | 1 830 254 |
| ONE TECH HOLDING | A | 11 | 273 395 |
| ICF | B | 11 | 225 784 |
| DELICE HOLDING | A | 11 | 147 241 |
| ATTIJARI BANK | A | 11 | 139 009 |

Capitaux en TND



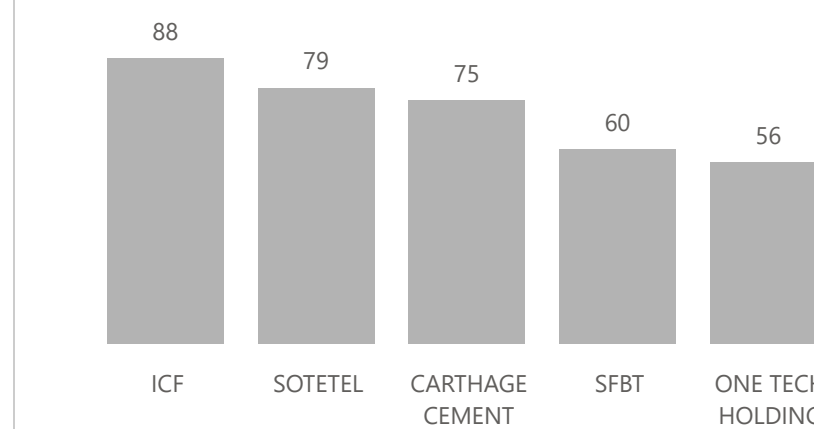
| Valeur | Compartiment | Groupe | Quantité |
|------------------|--------------|--------|----------|
| CARTHAGE CEMENT | A | 11 | 61 256 |
| AMEN BANK | A | 11 | 49 587 |
| ONE TECH HOLDING | A | 11 | 29 933 |
| STB | A | 11 | 24 289 |
| ATB | A | 11 | 17 722 |

Quantité



| Valeur | Compartiment | Groupe | Echanges |
|------------------|--------------|--------|----------|
| ICF | B | 11 | 88 |
| SOTETEL | B | 11 | 79 |
| CARTHAGE CEMENT | A | 11 | 75 |
| SFBT | A | 11 | 60 |
| ONE TECH HOLDING | A | 11 | 56 |

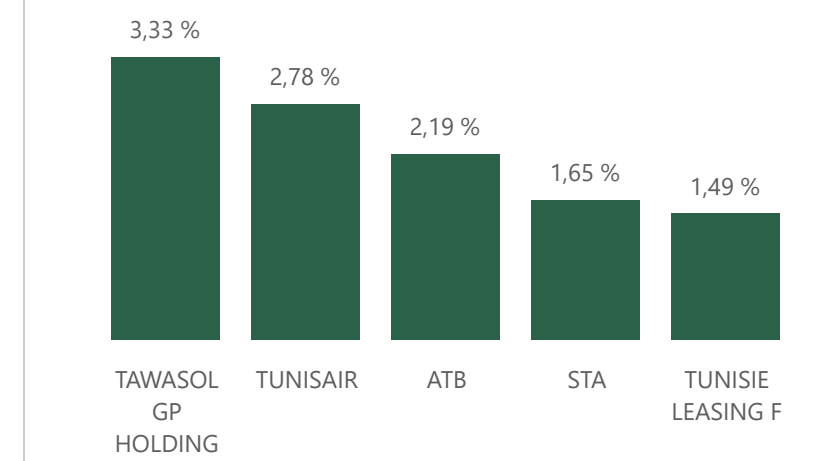
Echanges



Principaux écarts

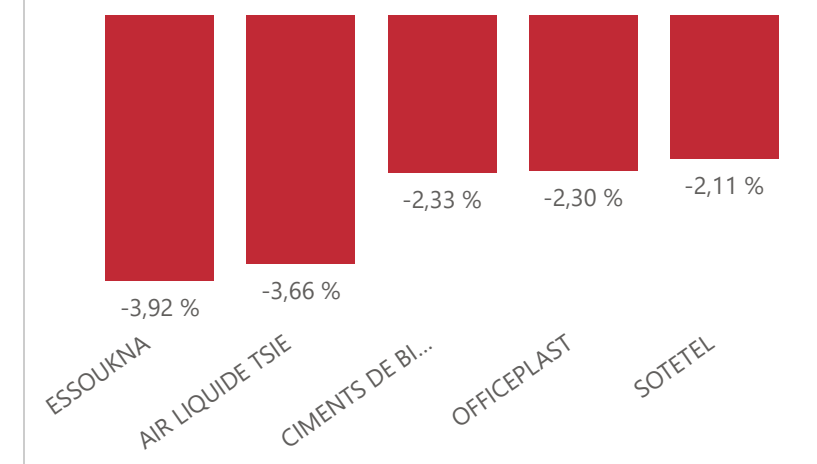
| Valeur | Groupe | Cours de Clôture | Var. du Jour |
|--------------------|--------|------------------|--------------|
| TAWASOL GP HOLDING | 99 | 0,620 | 3,33 % |
| TUNISAIR | 99 | 0,370 | 2,78 % |
| ATB | 11 | 2,800 | 2,19 % |
| STA | 11 | 22,190 | 1,65 % |
| TUNISIE LEASING F | 11 | 18,420 | 1,49 % |

Top 5 hausses



| Valeur | Groupe | Cours de Clôture | Var. du Jour |
|--------------------|--------|------------------|--------------|
| ESSOUKNA | 12 | 1,470 | -3,92 % |
| AIR LIQUIDE TSIE | 12 | 100,000 | -3,66 % |
| CIMENTS DE BIZERTE | 99 | 0,420 | -2,33 % |
| OFFICEPLAST | 12 | 1,700 | -2,30 % |
| SOTETEL | 11 | 6,950 | -2,11 % |

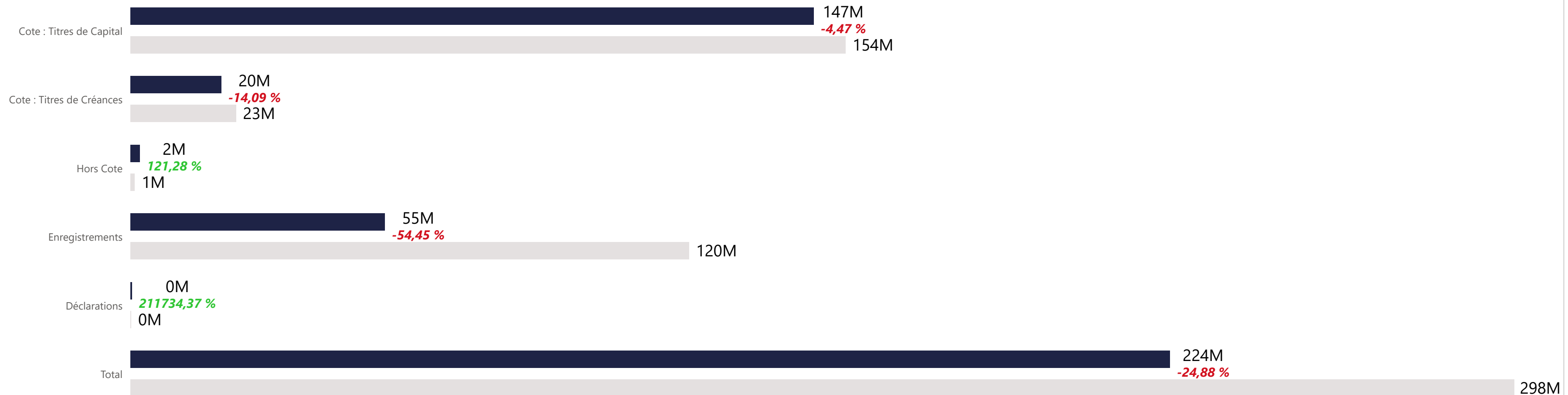
Top 5 baisses



| Marchés | Echanges cumulés 2025 | Echanges cumulés 2024 | Variation | Quantité cumulée 2025 | Quantité cumulée 2024 | Variation | Capitaux cumulés 2025 en TND | Capitaux cumulés 2024 en TND | Variation |
|---------------------------|-----------------------|-----------------------|-----------|-----------------------|-----------------------|-----------|------------------------------|------------------------------|-------------|
| Cote : Titres de Capital | 45 717 | 29 136 | 56,91 % | 19 993 006 | 13 012 160 | 53,65 % | 147 065 983 | 153 949 026 | -4,47 % |
| Cote : Titres de Créances | 119 | 171 | -30,41 % | 245 279 | 410 723 | -40,28 % | 19 537 260 | 22 741 639 | -14,09 % |
| Hors Cote | 543 | 179 | 203,35 % | 486 422 | 92 492 | 425,91 % | 2 041 533 | 922 602 | 121,28 % |
| Enregistrements | 119 | 203 | -41,38 % | 4 874 578 | 3 410 857 | 42,91 % | 54 772 683 | 120 244 085 | -54,45 % |
| Déclarations | 1 | 1 | 0,00 % | 19 | 5 | 280,00 % | 331 510 | 156 | 211734,37 % |
| Total | 46 499 | 29 690 | 56,62 % | 25 599 304 | 16 926 237 | 51,24 % | 223 748 970 | 297 857 510 | -24,88 % |

Evolution des capitaux traités en TND 2025/2024

● Capitaux 2025 ● Capitaux 2024



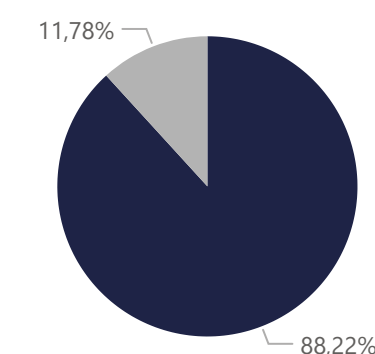
147 065 983

Capitaux traités en TND

| Marché | Echanges | Quantité | Capitaux en TND |
|--------------------------|----------|------------|-----------------|
| Cote : Titres de Capital | 45 717 | 19 993 006 | 147 065 983 |

Répartition du volume entre Carnet d'ordres central et Marché de blocs

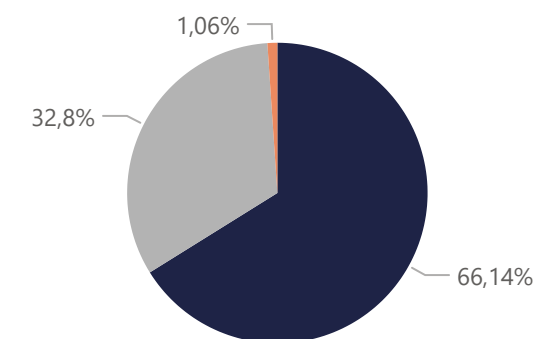
| Marché | Echanges | Quantité | Capitaux en TND | Capitaux en % |
|-------------------------|---------------|-------------------|--------------------|----------------|
| Carnet d'ordres Central | 45 713 | 17 703 920 | 129 741 606 | 88,22% |
| Marché de Blocs | 4 | 2 289 086 | 17 324 377 | 11,78% |
| Total | 45 717 | 19 993 006 | 147 065 983 | 100,00% |



Marché
 ● Carnet d'ordres Central
 ● Marché de Blocs

Répartition du volume par Compartiment

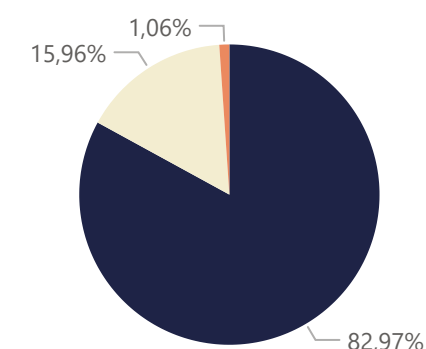
| Compartiment | Echanges | Quantité | Capitaux en TND | Capitaux en % |
|--------------|---------------|-------------------|--------------------|----------------|
| A | 27 858 | 11 723 541 | 97 264 093 | 66,14% |
| B | 16 011 | 5 708 439 | 48 242 154 | 32,80% |
| S | 1 848 | 2 561 026 | 1 559 736 | 1,06% |
| Total | 45 717 | 19 993 006 | 147 065 983 | 100,00% |



Compartiment
 ● A
 ● B
 ● S

Répartition du volume par Groupe de cotation

| Groupe de cotation | Echanges | Quantité | Capitaux en TND | Capitaux en % |
|--------------------|---------------|-------------------|--------------------|----------------|
| 11 | 40 308 | 14 283 448 | 122 017 379 | 82,97% |
| 12 | 1 865 | 3 138 309 | 23 470 189 | 15,96% |
| 99 | 1 816 | 2 560 643 | 1 559 723 | 1,06% |
| 32 | 1 728 | 10 606 | 18 691 | 0,01% |
| Total | 45 717 | 19 993 006 | 147 065 983 | 100,00% |



Groupe de cotation
 ● 11
 ● 12
 ● 99
 ● 32

Séance du jour

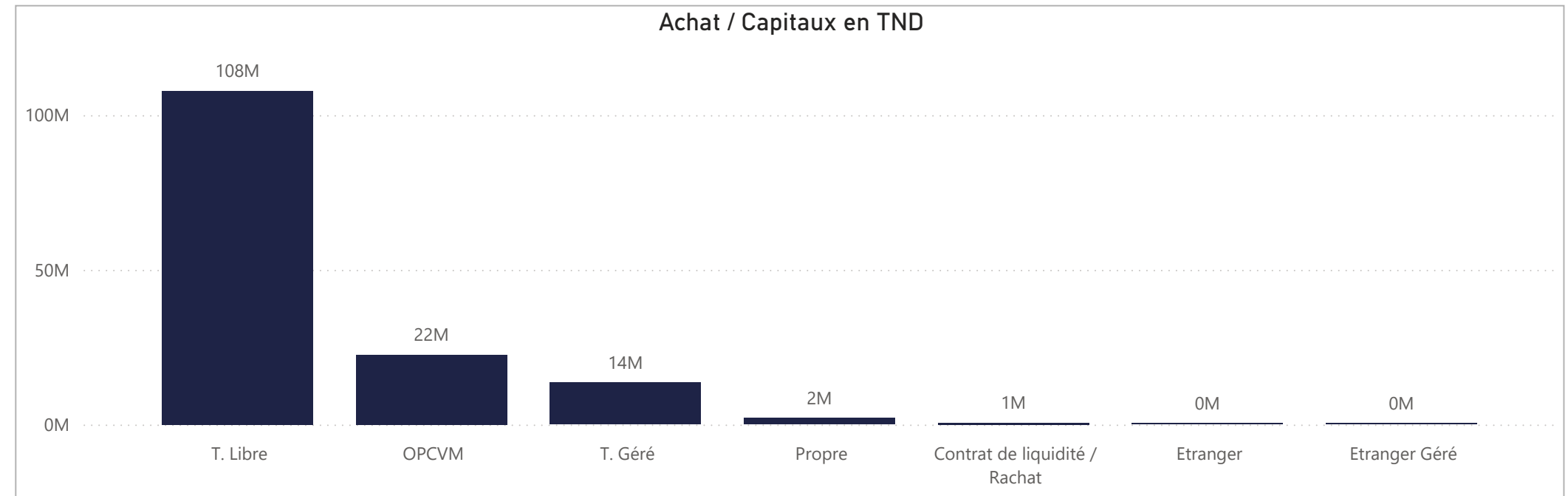
Année 2025

| SECTEUR/VALEUR | Code ISIN | MNEMO | Compartiment | Groupe | Mode de Cotation | Titres Admis | Cap. Boursière en MD | Cap. B En % | Echanges Bloc | Quantité Bloc | Capitaux Bloc en TND | Echanges | Quantité | Capitaux en TND | Clôture | Var. du Jour | Indicateur | VWAP Veille | VWAP | Var. VWAP | Ouverture | Rendement annuel | Echanges Bloc | Quantité Bloc | Capitaux Bloc en TND | Echanges | Quantité | Capitaux en TND |
|--------------------------------------|--------------|-------|--------------|--------|------------------|--------------------|----------------------|----------------|---------------|---------------|----------------------|------------|----------------|------------------|---------|--------------|------------|-------------|---------|-----------|-----------|------------------|------------------|-------------------|----------------------|------------------|-------------------|-----------------|
| BANQUES | | | | | | 838 256 529 | 12 340,51 | 45,56 % | 0 | 0 | 0 | 197 | 115 168 | 2 278 088 | | | | | | | | 0 | 0 | 0 | 8 586 | 4 066 711 | 46 960 410 | |
| BIAT | TN0001800457 | BIAT | A | 11 | Continu | 40 800 000 | 3 935,16 | 14,53 % | | 12 | 334 | | 32 333 | 96,450 | -0,52 % | | 96,837 | 96,806 | -0,03 % | | 93,830 | 2,79 % | 1 053 | | 66 147 | 6 305 764 | | |
| ATTIJARI BANK | TN0001600154 | TJARI | A | 11 | Continu | 42 000 000 | 2 450,28 | 9,05 % | | 32 | 2 380 | | 139 009 | 58,340 | 0,00 % | | 58,290 | 58,407 | 0,20 % | | 51,500 | 13,28 % | 1 514 | | 160 967 | 9 079 646 | | |
| BT | TN0002200053 | BT | A | 11 | Continu | 270 000 000 | 1 358,10 | 5,01 % | | 17 | 13 837 | | 69 459 | 5,030 | 0,20 % | | 5,000 | 5,020 | 0,40 % | | 5,190 | -3,08 % | 805 | | 785 762 | 3 957 759 | | |
| AMEN BANK | TN0003400058 | AB | A | 11 | Continu | 34 920 000 | 1 301,47 | 4,80 % | | 36 | 49 587 | | 1 830 254 | 37,270 | 0,19 % | | 36,507 | 36,910 | 1,10 % | | 36,900 | 1,00 % | 1 443 | | 421 102 | 15 428 561 | | |
| UIB | TN0003900107 | UIB | A | 11 | Continu | 32 560 000 | 739,11 | 2,73 % | | 8 | 1 590 | | 36 021 | 22,700 | 0,22 % | | 22,651 | 22,655 | 0,02 % | | 22,300 | 1,79 % | 185 | | 35 124 | 793 562 | | |
| BH BANK | TN0001900604 | BH | A | 11 | Continu | 47 600 000 | 647,84 | 2,39 % | | 15 | 2 387 | | 32 443 | 13,610 | 0,44 % | | 13,550 | 13,591 | 0,30 % | | 12,700 | 7,17 % | 178 | | 19 729 | 256 024 | | |
| BNA | TN0003100609 | BNA | A | 11 | Continu | 64 000 000 | 522,88 | 1,93 % | | 13 | 1 783 | | 14 409 | 8,170 | -0,12 % | | 8,143 | 8,081 | -0,76 % | | 8,180 | -0,12 % | 1 031 | | 634 951 | 5 179 995 | | |
| UBCI | TN0002400505 | UBCI | A | 12 | Fixing | 20 001 529 | 420,03 | 1,55 % | | | | | | 21,000 | 0,00 % | NC | | | | | 21,500 | -2,33 % | 45 | | 27 327 | 556 916 | | |
| STB | TN0002600955 | STB | A | 11 | Continu | 155 375 000 | 419,51 | 1,55 % | | 46 | 24 289 | | 65 032 | 2,700 | -0,37 % | | 2,696 | 2,677 | -0,70 % | | 2,970 | -9,09 % | 1 539 | | 1 449 787 | 3 880 654 | | |
| ATB | TN0003600350 | ATB | A | 11 | Continu | 100 000 000 | 280,00 | 1,03 % | | 11 | 17 722 | | 48 426 | 2,800 | 2,19 % | | 2,752 | 2,733 | -0,69 % | | 2,800 | 0,00 % | 581 | | 419 275 | 1 162 327 | | |
| WIFACK INT BANK | TN0007200017 | WIFAK | A | 11 | Continu | 30 000 000 | 262,50 | 0,97 % | | 7 | 1 259 | | 10 702 | 8,750 | 1,27 % | | 8,500 | 8,500 | 0,00 % | | 9,000 | -2,78 % | 135 | | 38 410 | 331 921 | | |
| BTE (ADP) | TN0001300557 | BTE | B | 12 | Fixing | 1 000 000 | 3,63 | 0,01 % | | | | | | 3,630 | 0,00 % | NC | | 3,630 | | | 3,350 | 8,36 % | 77 | | 8 130 | 27 282 | | |
| AGRO ALIMENTAIRE ET BOISSONS | | | | | | 516 820 147 | 5 767,65 | 21,29 % | 0 | 0 | 0 | 136 | 21 954 | 296 624 | | | | | | | | 0 | 0 | 0 | 4 484 | 947 889 | 11 209 084 | |
| SFBT | TN0001100254 | SFBT | A | 11 | Continu | 268 125 000 | 3 153,15 | 11,64 % | | 60 | 9 549 | | 111 791 | 11,760 | -1,18 % | | 11,763 | 11,707 | -0,48 % | | 11,600 | 1,38 % | 2 150 | | 536 862 | 6 270 516 | | |
| POULINA GP HOLDING | TN0005700018 | PGH | A | 11 | Continu | 180 003 600 | 1 528,23 | 5,64 % | | 8 | 995 | | 8 453 | 8,490 | -0,70 % | | 8,553 | 8,495 | -0,68 % | | 8,680 | -2,19 % | 1 051 | | 192 275 | 1 669 932 | | |
| DELICE HOLDING | TN0007670011 | DH | A | 11 | Continu | 54 907 262 | 938,91 | 3,47 % | | 46 | 8 635 | | 147 241 | 17,100 | 0,59 % | | 16,977 | 17,052 | 0,44 % | | 16,090 | 6,28 % | 917 | | 162 245 | 2 670 672 | | |
| LAND OR | TN0007510019 | LNDOR | B | 11 | Continu | 13 784 285 | 147,35 | 0,54 % | | 22 | 2 775 | | 29 139 | 10,690 | -0,09 % | | 10,700 | 10,501 | -1,86 % | | 10,350 | 3,29 % | 366 | | 56 507 | 597 964 | | |
| DISTRIBUTION | | | | | | 194 111 628 | 1 481,42 | 5,47 % | 0 | 0 | 0 | 115 | 17 993 | 136 419 | | | | | | | | 3 | 2 255 000 | 15 807 550 | 5 398 | 3 874 298 | 28 220 379 | |
| ARTES | TN0007300015 | ARTES | A | 11 | Continu | 38 250 000 | 395,89 | 1,46 % | | 39 | 7 366 | | 75 094 | 10,350 | -0,96 % | | 10,472 | 10,195 | -2,65 % | | 8,200 | 26,22 % | 1 606 | | 523 537 | 5 158 542 | | |
| ENNAKL AUTOMOBILES | TN0007410012 | NAKL | A | 11 | Continu | 30 000 000 | 348,00 | 1,28 % | | 13 | 855 | | 9 885 | 11,600 | 0,43 % | | 11,400 | 11,562 | 1,42 % | | 10,610 | 9,33 % | 225 | | 30 492 | 332 523 | | |
| CITY CARS | TN0007550015 | CITY | A | 11 | Continu | 18 000 000 | 251,46 | 0,93 % | | 4 | 51 | | 709 | 13,970 | -0,14 % | | 13,918 | 13,910 | -0,06 % | | 12,700 | 10,00 % | 444 | | 60 555 | 805 762 | | |
| SMART TUNISIE | TNQPQXRODTH8 | SMART | B | 11 | Continu | 10 123 443 | 135,65 | 0,50 % | | 17 | 2 054 | | 27 324 | 13,400 | -1,11 % | | 13,353 | 13,303 | -0,37 % | | 13,650 | -1,83 % | 772 | | 132 786 | 1 782 374 | | |
| MAGASIN GENERAL | TN0006440010 | MAG | B | 12 | Fixing | 15 777 070 | 110,60 | 0,41 % | | | | | | 7,010 | 0,00 % | NC | | 7,010 | | | 6,990 | 0,29 % | 3 | 2 255 000 | 15 807 550 | 30 | 2 257 490 | 15 825 417 |
| MONOPRIX | TN0001000108 | MNP | B | 12 | Fixing | 25 345 736 | 86,18 | 0,32 % | | 3 | 98 | | 333 | 3,400 | 0,59 % | | 3,380 | 3,400 | 0,59 % | | 3,550 | -4,23 % | 117 | | 34 600 | 122 038 | | |
| SOTUMAG | TN0006580013 | MGR | B | 11 | Continu | 13 200 000 | 83,82 | 0,31 % | | 6 | 684 | | 4 345 | 6,350 | -0,63 % | | 6,390 | 6,352 | -0,59 % | | 6,250 | 1,60 % | 399 | | 182 315 | 1 144 058 | | |
| STA | TNNGTFLC2986 | STA | B | 11 | Continu | 2 000 000 | 44,38 | 0,16 % | | 17 | 603 | | 13 387 | 22,190 | 1,65 % | | 21,781 | 22,201 | 1,93 % | | 21,000 | 5,67 % | 1 203 | | 116 455 | 2 553 788 | | |
| UADH | TN0007690019 | UADH | S | 99 | Fixing | 36 953 847 | 16,26 | 0,06 % | | 10 | 4 691 | | 2 064 | 0,440 | 0,00 % | | 0,440 | 0,440 | 0,00 % | | 0,540 | -18,52 % | 264 | | 409 417 | 205 428 | | |
| CELLCOM | TN0007590011 | CELL | B | 12 | Fixing | 4 461 532 | 9,19 | 0,03 % | | 6 | 1 591 | | 3 277 | 2,060 | 0,49 % | | 2,050 | 2,060 | 0,49 % | | 2,340 | -11,97 % | 338 | | 126 651 | 290 450 | | |
| ASSURANCE | | | | | | 60 467 693 | 1 354,24 | 5,00 % | 0 | 0 | 0 | 11 | 620 | 3 982 | | | | | | | | 1 | 34 086 | 1 516 827 | 382 | 95 694 | 2 373 435 | |
| STAR | TN0006060016 | STAR | A | 12 | Fixing | 2 307 693 | 390,00 | 1,44 % | | | | | | 169,000 | 0,00 % | NC | | 169,196 | | | 178,000 | -5,06 % | 67 | | 2 002 | 350 716 | | |
| ASTREE | TN0003000452 | AST | A | 12 | Fixing | 6 000 000 | 288,00 | 1,06 % | | | | | | 48,000 | 0,00 % | NC | | | | | 46,000 | 4,35 % | 1 | 34 086 | 1 516 827 | 9 | 34 567 | 1 539 151 |
| ASSUR MAGHREBIA | TN0007830011 | ASSMA | A | 12 | Fixing | 4 500 000 | 231,75 | 0,86 % | | 2 | 5 | | 258 | 51,500 | 0,00 % | | 51,500 | 51,500 | 0,00 % | | 51,480 | 0,04 % | 59 | | 2 396 | 121 679 | | |
| TUNIS RE | TN0007380017 | TRE | B | 11 | Continu | 20 000 000 | 159,40 | 0,59 % | | | | | | 7,970 | 0,00 % | NC | | 7,970 | | | 8,200 | -2,80 % | 66 | | 7 296 | 57 934 | | |
| ASSU MAGHREBIA VIE | TNDKJ8068X14 | AMV | B | 11 | Continu | 25 000 000 | 154,75 | 0,57 % | | 9 | 615 | | 3 724 | 6,190 | 0,00 % | | 6,190 | 6,056 | -2,16 % | | 6,150 | 0,65 % | 180 | | 49 408 | 302 730 | | |
| BH ASSURANCE | TN0006550016 | BHASS | B | 12 | Fixing | 2 660 000 | 130,34 | 0,48 % | | | | | | 49,000 | 0,00 % | NC | | | | | 49,000 | 0,00 % | 1 | | 25 | 1 225 | | |
| BIENS ET SERVICES INDUSTRIELS | | | | | | 135 098 475 | 1 296,89 | 4,79 % | 0 | 0 | 0 | 68 | 32 059 | 300 976 | | | | | | | | 0 | 0 | 0 | 4 023 | 1 483 261 | 13 220 965 | |
| ONE TECH HOLDING | TN0007530017 | OTH | A | 11 | Continu | 80 400 000 | 734,86 | 2,71 % | | 56 | 29 933 | | 273 395 | 9,140 | -0,11 % | | 9,024 | 9,134 | 1,22 % | | 9,300 | -1,72 % | 2 173 | | 718 973 | 6 529 182 | | |
| SOTUVER | TN0006560015 | SOTUV | A | 11 | Continu | 39 254 475 | 509,52 | 1,88 % | | 11 | 2 125 | | 27 578 | 12,980 | -0,15 % | | 12,974 | 12,978 | 0,03 % | | 12,610 | 2,93 % | 1 413 | | 436 673 | 5 552 723 | | |
| SIAME | TN0006590012 | SIAME | B | 11 | Continu | 15 444 000 | 52,51 | 0,19 % | | 1 | 1 | | 3 | 3,400 | 0,29 % | | 3,400 | 3,400 | 0,00 % | | 3,580 | -5,03 % | 437 | | 327 615 | 1 139 060 | | |
| SERVICES FINANCIERS | | | | | | 131 016 000 | 1 171,18 | 4,32 % | 0 | 0 | 0 | 59 | 13 901 | 109 795 | | | | | | | | 0 | 0 | 0 | 1 440 | 796 418 | 6 880 487 | |
| SPDIT - SICAF | TN0001400704 | SPDIT | A | 11 | Continu | 28 000 000 | 356,72 | 1,32 % | | 1 | 10 | | 127 | 12,740 | 0,00 % | | 12,602 | 12,740 | 1,10 % | | 12,000 | 6,17 % | 232 | | 40 053 | 489 942 | | |
| TUNISIE LEASING F | TN0002100907 | TLS | B | 11 | Continu | 10 800 000 | 198,94 | 0,73 % | | 2 | 31 | | 563 | 18,420 | 1,49 % | | 18,351 | 18,162 | -1,03 % | | 17,990 | 2,39 % | 180 | | 38 341 | 662 431 | | |
| CIL | TN0004200853 | CIL | B | 12 | Fixing | 7 000 000 | 175,00 | 0,65 % | | 5 | 1 205 | | 30 125 | 25,000 | | | | | | | | | | | | | | |

| Séance du jour | | | | | | | | | | Année 2025 | | |
|--------------------------------------|---------------|-------|--------|----------|----------|-----------------|---------------|------------|----------|------------|-----------------|--|
| Secteur / Emetteur / Valeur | Code ISIN | MNEMO | Groupe | Echanges | Quantité | Capitaux en TND | Dernier cours | Indicateur | Echanges | Quantité | Capitaux en TND | |
| TECHNOLOGIE | | | | | | | | | | | | |
| TELNET HOLDING | | | | | | | | | | | | |
| TUN DA 1/10 010719 | TN0007440035 | TLN19 | 32 | | | | | NC | 1 | 1 | 0 | |
| BANQUES | | | | | | | | | | | | |
| ATTIJARI BANK | | | | | | | | | | | | |
| TJARI - (Da) | TN0001600162 | TJADA | 32 | | | | | NC | 5 | 23 | 65 | |
| TJARI - Da39 | TN0001600261 | TJA39 | 32 | | | | | NC | 0 | 0 | 0 | |
| TJARIDA1/40 250518 | TN0001600501 | TJA18 | 32 | | | | | NC | 12 | 226 | 267 | |
| BIAT | | | | | | | | | | | | |
| BIAT Da32 4/60 | TN0001800465 | BIA32 | 32 | | | | | NC | 0 | 0 | 0 | |
| BIAT Da36 1/20 | TN0001800507 | BIA36 | 32 | | | | | NC | 15 | 96 | 288 | |
| BIAT DA1/20 290620 | TN0001800622 | BIA20 | 32 | | | | | NC | 48 | 221 | 814 | |
| BIAT DA1/7 291124 | TN6330178F70 | BIA24 | 32 | 3 | 5 | 63 | 12.500 | | 287 | 818 | 9 492 | |
| FBANK | | | | | | | | | | | | |
| BQ HABITAT (Da) | TN0001900612 | BHDA | 32 | | | | | NC | 0 | 0 | 0 | |
| BH Da 1/20 150999 | TN0001900679 | BH12 | 32 | | | | | NC | 0 | 0 | 0 | |
| BH Da1/25 14022000 | TN0001900711 | BH14 | 32 | | | | | NC | 5 | 55 | 7 | |
| BHDA 1/15 28052007 | TN0001900778 | BHDA7 | 32 | | | | | NC | 0 | 0 | 0 | |
| BH DA 1/3 270715 | TN0001900901 | BH15 | 32 | | | | | NC | 2 | 2 | 8 | |
| BH DA 1/5 171117 | TN0001900992 | BH17 | 32 | | | | | NC | 6 | 9 | 15 | |
| BT | | | | | | | | | | | | |
| BQ DE TSIE - Da | TN0002200103 | BTDA | 32 | | | | | NC | 0 | 0 | 0 | |
| Bt Da 3/10 170599 | TN0002200210 | BT149 | 32 | | | | | NC | 3 | 6 | 48 | |
| BTDa1/7(12/01) | TN0002200251 | BT154 | 32 | | | | | NC | 5 | 12 | 35 | |
| BT Da 1/2 23052006 | TN0002200319 | BTDA6 | 32 | | | | | NC | 1 | 1 | 9 | |
| BT Da 1/2 10106109 | TN0002200327 | BTDA9 | 32 | | | | | NC | 2 | 2 | 11 | |
| BT Da 1/2 280613 | TN0002200335 | BT13 | 32 | | | | | NC | 1 | 1 | 0 | |
| BT DA 1/5 03062016 | TN0002200343 | BT16 | 32 | | | | | NC | 4 | 6 | 8 | |
| BT DA 1/4 04052018 | TN0002200350 | BT18 | 32 | | | | | NC | 7 | 25 | 28 | |
| BT DA 1/5 10052022 | TNYHLWKKDE9D7 | BT22 | 32 | | | | | NC | 24 | 48 | 40 | |
| UBCI | | | | | | | | | | | | |
| UBCI Da 1/6 019000 | TN0002400570 | UBC00 | 32 | | | | | NC | 0 | 0 | 0 | |
| UBCI Da 3/7 010704 | TN0002400646 | UBC04 | 32 | | | | | NC | 0 | 0 | 0 | |
| UBCI Da 1/2 150710 | TN0002400653 | UBC10 | 32 | | | | | NC | 0 | 0 | 0 | |
| UBCI Da8/33 141013 | TN0002400695 | UBC13 | 32 | | | | | NC | 0 | 0 | 0 | |
| BNA | | | | | | | | | | | | |
| BNA Da 1/10 040509 | TN0003100623 | BNA09 | 32 | | | | | NC | 0 | 0 | 0 | |
| BNA Da 1/10 20051018 | TN0003100740 | BNA18 | 32 | | | | | NC | 5 | 6 | 0 | |
| BNA DA 1/55 150419 | TN0003100815 | BNA19 | 32 | | | | | NC | 10 | 77 | 1 | |
| AB | | | | | | | | | | | | |
| AB Da 26 3/37 | TN0003400108 | AB26 | 32 | | | | | NC | 0 | 0 | 0 | |
| AB Da 29 3/40 | TN0003400116 | AB29 | 32 | | | | | NC | 0 | 0 | 0 | |
| AB Da 34 2/59 | TN0003400157 | AB34 | 32 | | | | | NC | 0 | 0 | 0 | |
| AB Da 1/27 | TN0003400207 | ABA38 | 32 | | | | | NC | 0 | 0 | 0 | |
| ABDA 1/14 11122007 | TN0003400272 | ABDA7 | 32 | | | | | NC | 0 | 0 | 0 | |
| AB Da 3/37 281209 | TN0003400371 | ABDA9 | 32 | | | | | NC | 2 | 2 | 6 | |
| AB Da 1/10 110613 | TN0003400454 | AB13 | 32 | | | | | NC | 0 | 0 | 0 | |
| AB DA1/24 01082016 | TN0003400512 | AB16 | 32 | | | | | NC | 3 | 10 | 0 | |
| AB DA1/25 300617 | TN0003400579 | AB17 | 32 | | | | | NC | 27 | 290 | 252 | |
| AB DA 1/12 102323 | TN0003401287 | AB23 | 32 | | | | | NC | 20 | 30 | 121 | |
| AB DA 2/13 281024 | TN66FMSA518 | AB24 | 32 | 1 | 1 | 5 | 4.900 | | 80 | 327 | 1 617 | |
| ATB | | | | | | | | | | | | |
| ATBDA1/7 0911105 | TN0003600434 | ATBDA | 32 | | | | | NC | 0 | 0 | 0 | |
| ATB Da 1/10 151208 | TN0003600517 | ATB08 | 32 | | | | | NC | 0 | 0 | 0 | |
| ATB Da 1/16 161210 | TN0003600616 | ATB10 | 32 | | | | | NC | 1 | 8 | 0 | |
| WIFACK INTERNATIONAL BANK | | | | | | | | | | | | |
| WIFAK DA1/2 121015 | TN0007200132 | WIF15 | 32 | | | | | NC | 0 | 0 | 0 | |
| ASSURANCE | | | | | | | | | | | | |
| ASTREE | | | | | | | | | | | | |
| AST DA 1/2 140817 | TN0003000528 | AST17 | 32 | | | | | NC | 0 | 0 | 0 | |
| SERVICES FINANCIERS | | | | | | | | | | | | |
| SPOIT SICAF | | | | | | | | | | | | |
| SPOIT Da 1/24 3512 | TN0001400720 | SPD12 | 32 | | | | | NC | 0 | 0 | 0 | |
| TUNISIE LEASING ET FACTORING | | | | | | | | | | | | |
| TUN. LEAS. (Da 10) | TN0002100915 | TLSDA | 32 | | | | | NC | 0 | 0 | 0 | |
| TLS Da 1/4 | TN0002100956 | TLD01 | 32 | | | | | NC | 0 | 0 | 0 | |
| TLS Da 1/5(021202) | TN0002100980 | TL502 | 32 | | | | | NC | 0 | 0 | 0 | |
| TLS Da 1/6(181203) | TN0002101012 | TL503 | 32 | | | | | NC | 0 | 0 | 0 | |
| TLS Da 1/7(061204) | TN0002101061 | TL504 | 32 | | | | | NC | 0 | 0 | 0 | |
| TLS Da1/55(010307) | TN0002101152 | TL507 | 32 | | | | | NC | 0 | 0 | 0 | |
| TLS Da 1/56 030308 | TN0002101210 | TL508 | 32 | | | | | NC | 0 | 0 | 0 | |
| TLS Da 1/57 020309 | TN0002101319 | TL509 | 32 | | | | | NC | 0 | 0 | 0 | |
| TLS Da 1/58 301209 | TN0002101392 | TL502 | 32 | | | | | NC | 2 | 11 | 0 | |
| TLS Da 1/59 010210 | TN0002101400 | TL510 | 32 | | | | | NC | 2 | 13 | 0 | |
| TLS Da 3/80 010213 | TN0002101590 | TL513 | 32 | | | | | NC | 10 | 46 | 30 | |
| TL DA3/83 10022014 | TN0002101749 | TL514 | 32 | | | | | NC | 3 | 20 | 14 | |
| TL DA2/43 02022015 | TN0002101814 | TL515 | 32 | | | | | NC | 5 | 107 | 2 | |
| TL DA1/23 010719 | TN0002102044 | TL519 | 32 | | | | | NC | 6 | 33 | 0 | |
| CIL | | | | | | | | | | | | |
| CIL DA 2007 1/4 | TN0004201042 | CIL07 | 32 | | | | | NC | 0 | 0 | 0 | |
| CIL Da 1/5 301208 | TN0004201117 | CIL08 | 32 | | | | | NC | 0 | 0 | 0 | |
| CIL Da 1/3 110610 | TN0004201216 | CIL10 | 32 | | | | | NC | 0 | 0 | 0 | |
| CIL Da 1/4 030611 | TN0004201281 | CIL11 | 32 | | | | | NC | 0 | 0 | 0 | |
| CIL DA2/5 15052023 | TNEDEJKAP2R7 | CIL23 | 32 | | | | | NC | 0 | 0 | 0 | |
| ATL | | | | | | | | | | | | |
| ATL Da 1/5 290808 | TN0004700266 | ATL08 | 32 | | | | | NC | 0 | 0 | 0 | |
| ATL Da 2/17 261112 | TN0004700472 | ATL12 | 32 | | | | | NC | 3 | 19 | 10 | |
| ATTIJARI LEASING | | | | | | | | | | | | |
| ATTIJARI LS ROMPU | TN0006610141 | TJLR | 32 | | | | | NC | 0 | 0 | 0 | |
| TJL DA 3/17 210717 | TN0006610448 | TJL17 | 32 | | | | | NC | 3 | 15 | 45 | |
| BH LEASING | | | | | | | | | | | | |
| ML DA 1/4 250515 | TN0006720072 | ML15 | 32 | | | | | NC | 0 | 0 | 0 | |
| HANNIBAL LEASE | | | | | | | | | | | | |
| HL DA 1/10 180817 | TN0007310378 | HL17 | 32 | | | | | NC | 0 | 0 | 0 | |
| HL DA37/100 090720 | TN0007310519 | HL20 | 32 | | | | | NC | 0 | 0 | 0 | |
| TELECOMMUNICATIONS | | | | | | | | | | | | |
| SOTETEL | | | | | | | | | | | | |
| SOTETEL Da1/6 | TN0006530059 | SOT01 | 32 | | | | | NC | 0 | 0 | 0 | |
| SOT Da 1/5 010102 | TN0006530067 | SOT02 | 32 | | | | | NC | 0 | 0 | 0 | |
| SOT Da 1/5 010703 | TN0006530075 | SOT03 | 32 | | | | | NC | 0 | 0 | 0 | |
| SOT Da 1/10 150704 | TN0006530083 | SOT04 | 32 | | | | | NC | 1 | 2 | 2 | |
| SOT Da1/22 010906 | TN0006530091 | SOT06 | 32 | | | | | NC | 0 | 0 | 0 | |
| DISTRIBUTION | | | | | | | | | | | | |
| MONOPRIX | | | | | | | | | | | | |
| MONOPRIX Da | TN0001000116 | MNPDA | 32 | | | | | NC | 0 | 0 | 0 | |
| MNP Da 1/2 100611 | TN0001000124 | MNP11 | 32 | | | | | NC | 0 | 0 | 0 | |
| MNP Da 1/5 040612 | TN0001000132 | MNP12 | 32 | | | | | NC | 0 | 0 | 0 | |
| MNP Da 1/6 160816 | TN0001000140 | MNP15 | 32 | | | | | NC | 0 | 0 | 0 | |
| MAGASIN GENERAL | | | | | | | | | | | | |
| MAG GEN Da 1/2 | TN0006440028 | MGDA4 | 32 | | | | | NC | 0 | 0 | 0 | |
| SOTUMAG | | | | | | | | | | | | |
| MGR Da1/3 050710 | TN0006580021 | MGR10 | 32 | | | | | NC | 0 | 0 | 0 | |
| MGR DA 1/10 201217 | TN0006580039 | MGR17 | 32 | | | | | NC | 3 | 3 | 0 | |
| ARTES | | | | | | | | | | | | |
| ARTES Da1/4 230712 | TN0007300023 | ART12 | 32 | | | | | NC | 1 | 1 | 1 | |
| ARTES Da1/5 040313 | TN0007300031 | ART13 | 32 | | | | | NC | 6 | 8 | 15 | |
| CITY CARS | | | | | | | | | | | | |
| CITY DA1/3 230919 | TN0007550023 | CTY19 | 32 | | | | | NC | 6 | 8 | 34 | |
| SMART TUNISIE | | | | | | | | | | | | |
| SMART DA1/5 070623 | TN71DXY8058 | SMT23 | 32 | | | | | NC | 28 | 58 | 75 | |
| SMART DA1/6 111124 | TN7PHUMSSQW2 | SMT24 | 32 | 1 | 3 | 5 | 1.610 | | 49 | 203 | 378 | |
| VOYAGE ET LOISIRS | | | | | | | | | | | | |
| TUNISAIR | | | | | | | | | | | | |
| TUNISAIR - Da 01 | TN0001200419 | TAIDA | 32 | | | | | NC | 0 | 0 | 0 | |
| TUNISAIR - Da 04 | TN0001200468 | TAI04 | 32 | | | | | NC | 0 | 0 | 0 | |
| TAIR Da1/10 010799 | TN0001200476 | TAI99 | 32 | | | | | NC | 6 | 61 | 1 | |
| TAIR Da1/10 030700 | TN0001200492 | TAI00 | 32 | | | | | NC | 6 | 69 | 1 | |
| TUNISAIR Da 1/10 | TN0001200518 | TAI01 | 32 | | | | | NC | 3 | 100 | 1 | |
| TAIR Da1/22 310806 | TN0001200534 | TAI06 | 32 | | | | | NC | 1 | 3 | 0 | |
| TAIR Da 1/5 010908 | TN0001200542 | TAI08 | 32 | | | | | NC | 0 | 0 | 0 | |
| TAIR Da1/11 170709 | TN0001200567 | TAI09 | 32 | | | | | NC | 0 | 0 | 0 | |
| SANTE | | | | | | | | | | | | |
| UNIMED | | | | | | | | | | | | |
| UMED D76/509 26716 | TN0007720022 | UMD16 | 32 | | | | | NC | 0 | 0 | 0 | |
| UMD DA1/1/117 40817 | TN0007720030 | UMD17 | 32 | | | | | NC | 19 | 765 | 171 | |
| AUTOMOBILES ET EQUIPEMENTIERS | | | | | | | | | | | | |
| STIP | | | | | | | | | | | | |
| STIP Da1/10 0703 | TN0005030028 | STIP3 | 32 | | | | | NC | 0 | 0 | 0 | |
| ASSAD | | | | | | | | | | | | |
| ASSADa1/9(01/07/05) | TN0007140031 | ASSDA | 32 | | | | | NC | 0 | 0 | 0 | |

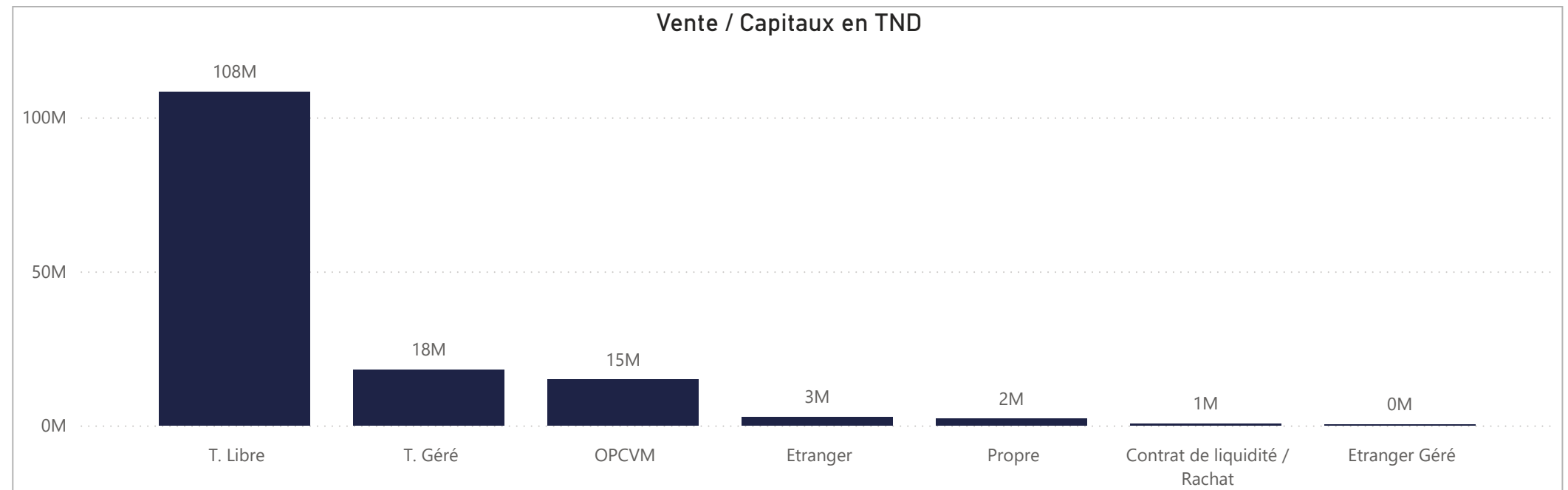
ACHAT

| Achat | Echanges | Quantité | Capitaux en TND | Capitaux en % |
|-------------------------------|---------------|-------------------|--------------------|----------------|
| T. Libre | 37 101 | 15 404 537 | 107 842 584 | 73,33% |
| OPCVM | 3 607 | 2 122 686 | 22 485 284 | 15,29% |
| T. Géré | 4 186 | 2 076 120 | 13 614 346 | 9,26% |
| Propre | 535 | 299 558 | 2 121 282 | 1,44% |
| Contrat de liquidité / Rachat | 131 | 46 063 | 528 118 | 0,36% |
| Etranger | 151 | 40 649 | 462 065 | 0,31% |
| Etranger Géré | 6 | 3 393 | 12 304 | 0,01% |
| Total | 45 717 | 19 993 006 | 147 065 983 | 100,00% |



VENTE

| Vente | Echanges | Quantité | Capitaux en TND | Capitaux en % |
|-------------------------------|---------------|-------------------|--------------------|----------------|
| T. Libre | 33 052 | 15 102 000 | 108 352 993 | 73,68% |
| T. Géré | 7 010 | 1 801 891 | 18 177 247 | 12,36% |
| OPCVM | 3 940 | 1 562 636 | 14 926 602 | 10,15% |
| Etranger | 670 | 903 110 | 2 751 731 | 1,87% |
| Propre | 851 | 578 207 | 2 211 316 | 1,50% |
| Contrat de liquidité / Rachat | 186 | 42 516 | 625 687 | 0,43% |
| Etranger Géré | 8 | 2 646 | 20 409 | 0,01% |
| Total | 45 717 | 19 993 006 | 147 065 983 | 100,00% |



ACHAT**Marché Principal**

| Mois | Contrat de liquidité / Rachat | Etranger | Etranger Géré | OPCVM | Propre | T. Géré | T. Libre | Total |
|--------------|-------------------------------|----------------|---------------|-------------------|------------------|-------------------|--------------------|--------------------|
| janvier | 288 356 | 419 638 | 6 429 | 19 172 354 | 1 969 755 | 12 358 439 | 96 066 249 | 130 281 220 |
| février | 239 762 | 42 427 | 5 875 | 3 312 930 | 151 527 | 1 255 908 | 11 776 335 | 16 784 763 |
| 3 | 13 035 | 18 123 | | 1 527 701 | | 375 476 | 3 103 801 | 5 038 136 |
| 4 | 167 097 | 11 950 | | 517 046 | 43 136 | 214 527 | 2 765 262 | 3 719 018 |
| 5 | 3 921 | 5 795 | 5 875 | 1 070 794 | 107 773 | 443 794 | 2 496 710 | 4 134 661 |
| 6 | 55 709 | 6 559 | | 197 388 | 619 | 222 110 | 3 410 563 | 3 892 948 |
| Total | 528 118 | 462 065 | 12 304 | 22 485 284 | 2 121 282 | 13 614 346 | 107 842 584 | 147 065 983 |

Marché de Bloc

| Mois | T. Libre | Total |
|--------------|-------------------|-------------------|
| janvier | 17 324 377 | 17 324 377 |
| Total | 17 324 377 | 17 324 377 |

VENTE**Marché Principal**

| Mois | Contrat de liquidité / Rachat | Etranger | Etranger Géré | OPCVM | Propre | T. Géré | T. Libre | Total |
|--------------|-------------------------------|------------------|---------------|-------------------|------------------|-------------------|--------------------|--------------------|
| janvier | 525 024 | 1 419 450 | 7 658 | 13 998 498 | 1 777 939 | 16 661 263 | 95 891 388 | 130 281 220 |
| février | 100 662 | 1 332 280 | 12 751 | 928 104 | 433 376 | 1 515 984 | 12 461 605 | 16 784 763 |
| 3 | 15 100 | 1 280 307 | 3 250 | 459 412 | 152 842 | 423 569 | 2 703 656 | 5 038 136 |
| 4 | 26 485 | 30 243 | 3 945 | 264 421 | 45 758 | 482 857 | 2 865 309 | 3 719 018 |
| 5 | 30 354 | 7 116 | 5 556 | 141 845 | 141 004 | 389 201 | 3 419 586 | 4 134 661 |
| 6 | 28 724 | 14 615 | | 62 426 | 93 772 | 220 357 | 3 473 054 | 3 892 948 |
| Total | 625 687 | 2 751 731 | 20 409 | 14 926 602 | 2 211 316 | 18 177 247 | 108 352 993 | 147 065 983 |

Marché de Bloc

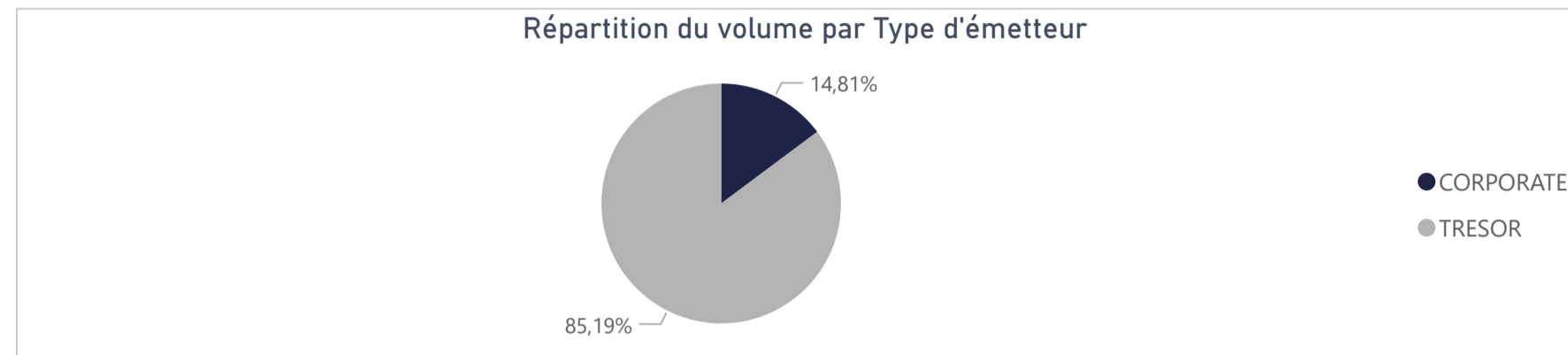
| Mois | T. Libre | Total |
|--------------|-------------------|-------------------|
| janvier | 17 324 377 | 17 324 377 |
| Total | 17 324 377 | 17 324 377 |

19 537 260

Capitaux traités sur l'année en TND

| Marché | Echanges | Quantité | Capitaux en TND |
|---------------------------|----------|----------|-----------------|
| Cote : Titres de Créances | 119 | 245 279 | 19 537 260 |

| Type d'émetteur | Echanges | Quantité | Capitaux en TND | Capitaux en % |
|-----------------|------------|----------------|-------------------|----------------|
| TRESOR | 111 | 210 154 | 16 644 435 | 85,19% |
| CORPORATE | 8 | 35 125 | 2 892 825 | 14,81% |
| Total | 119 | 245 279 | 19 537 260 | 100,00% |



| Achat | Echanges | Quantité | Capitaux en TND | Capitaux en % |
|--------------|------------|----------------|-------------------|----------------|
| OPCVM | 33 | 229 476 | 19 346 696 | 99,02% |
| T. Géré | 73 | 9 685 | 128 419 | 0,66% |
| T. Libre | 13 | 6 118 | 62 144 | 0,32% |
| Total | 119 | 245 279 | 19 537 260 | 100,00% |

| Vente | Echanges | Quantité | Capitaux en TND | Capitaux en % |
|--------------|------------|----------------|-------------------|----------------|
| OPCVM | 13 | 160 358 | 12 992 083 | 66,50% |
| T. Libre | 32 | 74 331 | 5 690 849 | 29,13% |
| Propre | 1 | 700 | 723 196 | 3,70% |
| T. Géré | 73 | 9 890 | 131 132 | 0,67% |
| Total | 119 | 245 279 | 19 537 260 | 100,00% |

Répartition des capitaux traités en TND par catégorie de donneurs d'ordres

ACHAT

| Mois | OPCVM | T. Géré | T. Libre | Total |
|--------------|-------------------|----------------|---------------|-------------------|
| janvier | 12 130 226 | 128 419 | 56 123 | 12 314 768 |
| février | 7 216 470 | | 6 021 | 7 222 492 |
| 3 | 4 668 487 | | | 4 668 487 |
| 4 | 2 522 094 | | | 2 522 094 |
| 5 | 25 890 | | | 25 890 |
| 6 | | | 6 021 | 6 021 |
| Total | 19 346 696 | 128 419 | 62 144 | 19 537 260 |

VENTE

| Mois | OPCVM | Propre | T. Géré | T. Libre | Total |
|--------------|-------------------|----------------|----------------|------------------|-------------------|
| janvier | 8 323 595 | 723 196 | 130 658 | 3 137 319 | 12 314 768 |
| février | 4 668 487 | | 475 | 2 553 530 | 7 222 492 |
| 3 | 4 668 487 | | | | 4 668 487 |
| 4 | | | | 2 522 094 | 2 522 094 |
| 5 | | | 475 | 25 415 | 25 890 |
| 6 | | | | 6 021 | 6 021 |
| Total | 12 992 083 | 723 196 | 131 132 | 5 690 849 | 19 537 260 |

| Séance du jour | | | | | | | | | | | | | Année 2025 | | | |
|--------------------|---------------|-------|--------|----------|----------|-----------------|--------------|--------------|------------|------------------|-----------|-----------|----------------|----------|----------|-----------------|
| Valeur | Code ISIN | MNEMO | Groupe | Echanges | Quantité | Capitaux en TND | Clôture en % | Var. du Jour | Indicateur | VWAP Veille en % | VWAP en % | Var. VWAP | Ouverture en % | Echanges | Quantité | Capitaux en TND |
| ▲ | | | | | | | | | | | | | | | | |
| BTA 6.3% Oct 2026 | TN0008000580 | B1026 | 21 | | | | 97,400 | 0,00 % | NC | | | | 97,400 | 0 | 0 | 0 |
| BTA6.7% Avril 2028 | TN0008000606 | B0428 | 21 | | | | 93,100 | 0,00 % | NC | | | | 93,100 | 0 | 0 | 0 |
| BTA 6.3% Mars 2026 | TN0008000622 | B0326 | 21 | | | | 95,950 | 0,00 % | NC | | | | 95,950 | 0 | 0 | 0 |
| BTA 6.6% Mars 2027 | TN0008000655 | B0327 | 21 | | | | 93,950 | 0,00 % | NC | | | | 93,950 | 0 | 0 | 0 |
| BTA 7,5% Juil 2032 | TN0008000663 | B0732 | 21 | | | | 97,000 | 0,00 % | NC | | | | 97,000 | 0 | 0 | 0 |
| BTA 7% Juil 2028 | TN0008000697 | B0728 | 21 | | | | 90,500 | 0,00 % | NC | | | | 90,500 | 0 | 0 | 0 |
| BTA 6,5% Juin 2025 | TN0008000705 | B0625 | 21 | | | | 99,200 | 0,00 % | NC | | | | 96,920 | 1 | 700 | 723 196 |
| BTA 7,2% Fev 2027 | TN0008000721 | B0227 | 21 | | | | 95,850 | 0,00 % | NC | | | | 92,750 | 3 | 20 | 20 952 |
| BTA 7,4% Fev 2030 | TN0008000739 | B0230 | 21 | | | | 90,390 | 0,00 % | NC | | | | 90,390 | 0 | 0 | 0 |
| BTA 7,2% Mai 2027 | TN0008000747 | B0527 | 21 | | | | 95,030 | 0,00 % | NC | | | | 94,950 | 2 | 770 | 768 238 |
| BTA 8% Nov 2030 | TN0008000762 | B1130 | 21 | | | | 97,000 | 0,00 % | NC | | | | 97,000 | 0 | 0 | 0 |
| BTA 7,3% Dec 2027 | TN0008000770 | B1227 | 21 | | | | 91,050 | 0,00 % | NC | | | | 91,050 | 0 | 0 | 0 |
| BTA 7,5% Janv 2028 | TN0008000796 | B0128 | 21 | | | | 100,000 | 0,00 % | NC | | | | 100,000 | 0 | 0 | 0 |
| BTA 8% Mars 2033 | TN0008000804 | B0333 | 21 | | | | 100,000 | 0,00 % | NC | | | | 100,000 | 0 | 0 | 0 |
| BTA 7,5% Dec 2028 | TN0008000812 | B1228 | 21 | | | | 100,000 | 0,00 % | NC | | | | 100,000 | 0 | 0 | 0 |
| BTA 8% Nov 2025 | TN0XRGYG8RL8 | B1125 | 21 | | | | 99,100 | 0,00 % | NC | | | | 98,500 | 1 | 2 | 2 004 |
| BTA 8,8% Sept 2032 | TNJL4N1SD7B2 | B0932 | 21 | | | | 100,000 | 0,00 % | NC | | | | 100,000 | 0 | 0 | 0 |
| BTA 8% Janv 2029 | TNHUVZNLATV4 | B0129 | 21 | | | | 100,000 | 0,00 % | NC | | | | 100,000 | 0 | 0 | 0 |
| BTA 8,25% Juin2031 | TNN0SOORH1F1 | B0631 | 21 | | | | 100,000 | 0,00 % | NC | | | | 100,000 | 0 | 0 | 0 |
| BTA 9% sept 2029 | TNLRQIPOOJY4 | B0929 | 21 | | | | 100,000 | 0,00 % | NC | | | | 100,000 | 0 | 0 | 0 |
| BTA 9,4% aout 2033 | TNNU52JAB5F6 | B0833 | 21 | | | | 100,000 | 0,00 % | NC | | | | 100,000 | 0 | 0 | 0 |
| BTA 9,5% aout 2035 | TN19GXADLD0 | B0835 | 21 | | | | 100,000 | 0,00 % | NC | | | | 100,000 | 0 | 0 | 0 |
| BTA 9,70% Oct 2027 | TN9EGII9CQ82 | B1027 | 21 | | | | 100,000 | 0,00 % | NC | | | | 100,000 | 0 | 0 | 0 |
| BTA 9,87% Oct 2031 | TNOODT102PF5 | B1031 | 21 | | | | 100,000 | 0,00 % | NC | | | | 100,000 | 0 | 0 | 0 |
| BTA 9,80% Oct 2028 | TN875F5T9RO3 | B1028 | 21 | | | | 100,000 | 0,00 % | NC | | | | 100,000 | 0 | 0 | 0 |
| BTA 9,89% Juin2033 | TN15BPOGW9F1 | B0633 | 21 | | | | 100,000 | 0,00 % | NC | | | | 100,000 | 0 | 0 | 0 |
| BTA 9,90% Dec 2034 | TNXJGTXAROH4 | B1234 | 21 | | | | 100,000 | 0,00 % | NC | | | | 100,000 | 0 | 0 | 0 |
| BTA 9,87% Janv2032 | TNCYAUILJ413 | B0132 | 21 | | | | 100,000 | 0,00 % | NC | | | | 100,000 | 0 | 0 | 0 |
| ENAT2021 8,70%A PP | TN0008000820 | NA26 | 21 | | | | 99,470 | 0,00 % | NC | | | | 99,130 | 1 | 2 575 | 26 909 |
| E NAT 2021 8,80% B | TN0008000838 | NB26 | 21 | | | | 100,000 | 0,00 % | NC | | | | 100,000 | 0 | 0 | 0 |
| E NAT 2021 8,90% C | TN0008000846 | NC28 | 21 | | | | 93,000 | 0,00 % | NC | | | | 93,000 | 0 | 0 | 0 |
| ENAT22021 8,70%APP | TN0008000887 | NA226 | 21 | | | | 97,000 | 0,00 % | NC | | | | 95,000 | 1 | 7 | 70 |
| ENAT2 2021 8,80% B | TN0008000895 | NB226 | 21 | | | | 100,000 | 0,00 % | NC | | | | 100,000 | 0 | 0 | 0 |
| ENAT2 2021 8,90% C | TN0008000903 | NC228 | 21 | | | | 96,000 | 0,00 % | NC | | | | 96,000 | 0 | 0 | 0 |
| ENAT2 HASSAN21 APP | TN0008000853 | NH226 | 21 | | | | 100,000 | 0,00 % | NC | | | | 100,000 | 0 | 0 | 0 |
| ENAT32021 8,70%APP | TNZBXQU5RZ91 | NA3F6 | 21 | | | | 93,000 | 0,00 % | NC | 93,000 | | | 99,990 | 7 | 2 180 | 21 384 |
| ENT32021T+2,45%APP | TNSUXW7EBUQ0 | NA3V6 | 21 | 1 | 100 | 974 | 95,000 | 0,00 % | | | 95,000 | | 100,000 | 2 | 255 | 2 470 |
| ENAT3 2021 8,80% B | TNYZO6UGUZ33 | NB3F6 | 21 | | | | 100,000 | 0,00 % | NC | | | | 100,000 | 0 | 0 | 0 |
| ENAT32021 T+2,55%B | TN5QHYZ8T348 | NB3V6 | 21 | | | | 100,000 | 0,00 % | NC | | | | 100,000 | 1 | 50 000 | 5 082 214 |
| ENAT3 2021 8,90% C | TN3QL5M1QLW6 | NC3F8 | 21 | | | | 100,000 | 0,00 % | NC | | | | 100,000 | 0 | 0 | 0 |
| ENAT32021 T+2,65%C | TNJP2LP1CVE1 | NC3V8 | 21 | | | | 100,000 | 0,00 % | NC | | | | 100,000 | 0 | 0 | 0 |
| ENAT3 HASSAN21 APP | TNE5187AY2T5 | NHA36 | 21 | | | | 100,000 | 0,00 % | NC | | | | 100,000 | 0 | 0 | 0 |
| ENAT3 HASSAN2021 B | TNVSDML2VYJ5 | NHB36 | 21 | | | | 100,000 | 0,00 % | NC | | | | 100,000 | 0 | 0 | 0 |
| ENAT3 HASSAN2021 C | TNJQ3VIAM1R9 | NHC38 | 21 | | | | 100,000 | 0,00 % | NC | | | | 100,000 | 0 | 0 | 0 |
| ENAT1 2022 A 8,80% | TNPSLOPEJVO7 | NAF27 | 21 | | | | 93,800 | 0,00 % | NC | 93,800 | | | 93,500 | 16 | 5 615 | 58 603 |
| ENAT1 2022A T+2,4% | TNLEG08CKWX3 | NAV27 | 21 | | | | 92,500 | 0,00 % | NC | | | | 92,500 | 0 | 0 | 0 |
| ENAT1 2022 B 8,90% | TNHG2VXQ3BG0 | NBF29 | 21 | | | | 100,000 | 0,00 % | NC | | | | 100,000 | 0 | 0 | 0 |
| ENAT1 2022B T+2,5% | TN00U20VQY55 | NBV29 | 21 | | | | 100,000 | 0,00 % | NC | | | | 100,000 | 0 | 0 | 0 |
| ENAT1 2022 C 9,10% | TN5XZZ454U2 | NCF32 | 21 | | | | 94,000 | 0,00 % | NC | | | | 94,000 | 0 | 0 | 0 |
| ENAT1 2022CT+2,65% | TNQHMI7RIBR5 | NCV32 | 21 | | | | 100,000 | 0,00 % | NC | | | | 100,000 | 0 | 0 | 0 |
| ENAT1 HASSAN2022 A | TNCDR74CL701 | NHA27 | 21 | | | | 100,000 | 0,00 % | NC | | | | 100,000 | 0 | 0 | 0 |
| ENAT1 HASSAN2022 B | TNBHB9XIP394 | NHB29 | 21 | | | | 100,000 | 0,00 % | NC | | | | 100,000 | 0 | 0 | 0 |
| ENAT1 HASSAN2022 C | TNW1CN5IM5T4 | NHC32 | 21 | | | | 100,000 | 0,00 % | NC | | | | 100,000 | 0 | 0 | 0 |
| ENAT22022 9,25%APP | TNJ1M1ZAWYGS | NA2F7 | 21 | 1 | 80 | 808 | 95,000 | 0,00 % | | | 95,000 | | 100,000 | 3 | 770 | 7 657 |
| ENT2 22 T+2,15%APP | TNQCK0BPZ5A4 | NA2V7 | 21 | | | | 100,000 | 0,00 % | NC | | | | 100,000 | 0 | 0 | 0 |
| ENAT2 2022 9,35% B | TNQVHB5WZ2K2 | NB2F9 | 21 | | | | 100,000 | 0,00 % | NC | | | | 100,000 | 0 | 0 | 0 |
| ENAT22022 T+2,2% B | TNF0OWIRG8H7 | NB2V9 | 21 | | | | 100,000 | 0,00 % | NC | | | | 100,000 | 0 | 0 | 0 |
| ENAT2 2022 9,60% C | TN19EO2MTU05 | NC2F2 | 21 | | | | 99,270 | 0,00 % | NC | | | | 99,270 | 0 | 0 | 0 |
| ENAT2 2022T+2,40%C | TN11TIB0EPV4 | NC2V2 | 21 | | | | 100,000 | 0,00 % | NC | | | | 100,000 | 0 | 0 | 0 |
| ENAT2 HASSAN22 APP | TNM460WVRP06 | NH2A7 | 21 | | | | 65,000 | 0,00 % | NC | | | | 65,000 | 0 | 0 | 0 |
| ENAT2 HASSAN2022 B | TNU9AUB15T16 | NH2B9 | 21 | | | | 100,000 | 0,00 % | NC | | | | 100,000 | 0 | 0 | 0 |
| ENAT2 HASSAN2022 C | TN714WHHNWN4 | NH2C2 | 21 | | | | 100,000 | 0,00 % | NC | | | | 100,000 | 0 | 0 | 0 |
| ENAT32022 9,25%APP | TNXNSU5ILB12 | NA3F7 | 21 | | | | 93,500 | 0,00 % | NC | | | | 93,500 | 0 | 0 | 0 |
| ENT3 22 T+2,15%APP | TNWL10DSWXX1 | NA3V7 | 21 | | | | 99,000 | 0,00 % | NC | | | | 99,000 | 0 | 0 | 0 |
| ENAT3 2022 9,35% B | TNRGVSC8DE36 | NB3F9 | 21 | | | | 100,000 | 0,00 % | NC | | | | 100,000 | 0 | 0 | 0 |
| ENAT32022 T+2,2% B | TN0JN6PVH38 | NB3V9 | 21 | | | | 100,000 | 0,00 % | NC | | | | 100,000 | 0 | 0 | 0 |
| ENAT3 2022 9,60% C | TN4A4WPDZOC1 | NC3F2 | 21 | | | | 100,150 | 0,00 % | NC | | | | 100,150 | 0 | 0 | 0 |
| ENAT3 2022T+2,40%C | TNIZ09I05G66 | NC3V2 | 21 | | | | 100,000 | 0,00 % | NC | | | | 100,000 | 0 | 0 | 0 |
| ENAT42022 9,35%APP | TNOAYHSVTHY1 | NA4F7 | 21 | | | | 93,000 | 0,00 % | NC | | | | 93,000 | 0 | 0 | 0 |
| ENT4 2022 T+2% APP | TN2MVOGUKOA5 | NA4V7 | 21 | | | | 94,000 | 0,00 % | NC | | | | 94,000 | 0 | 0 | 0 |
| ENAT4 2022 9,4% B | TNWRCVSYL730 | NB4F9 | 21 | | | | 94,000 | 0,00 % | NC | | | | 94,000 | 0 | 0 | 0 |
| ENAT42022T+2,05% B | TN7PM93UZP50 | NB4V9 | 21 | | | | 100,000 | 0,00 % | NC | | | | 100,000 | 0 | 0 | 0 |
| ENAT4 2022 9,60% C | TNEFCT8MYZ3 | NC4F2 | 21 | | | | 100,000 | 0,00 % | NC | | | | 100,000 | 0 | 0 | 0 |
| ENAT4 2022T+2,25%C | TNVF5FLG1FH4 | NC4V2 | 21 | | | | 100,000 | 0,00 % | NC | | | | 100,000 | 0 | 0 | 0 |
| ENAT4HASSAN2022APP | TNA3G5IE2961 | NH4A7 | 21 | | | | 100,000 | 0,00 % | NC | | | | 100,000 | 0 | 0 | 0 |
| ENAT4 HASSAN2022 C | TNQRS5G236GA1 | NH4C2 | 21 | | | | 100,000 | 0,00 % | NC | | | | 100,000 | 0 | 0 | 0 |
| ENAT12023 9,75%APP | TN6DQ0JBL77 | NAF28 | 21 | 1 | 363 | 3 976 | 100,000 | 0,00 % | | | 100,000 | | 92,030 | 4 | 977 | 10 442 |
| ENT12023T+1,7% APP | TNBYTZTD1920 | NAV28 | 21 | | | | 91,000 | 0,00 % | NC | | | | 96,000 | 1 | 110 | 1 096 |
| ENAT1 2023 9,8% B | TNCGJF5TW027 | NBF30 | 21 | | | | 93,500 | 0,00 % | NC | | | | 93,500 | 0 | 0 | 0 |
| ENAT12023T+1,75% B | TN3C6DVEVM76 | NBV30 | 21 | | | | 100,000 | 0,00 % | NC | | | | 100,000 | 0 | 0 | 0 |
| ENAT1 2023 9,95% C | TNKTKE05CIW5 | NCF33 | 21 | | | | 99,000 | 0,00 % | NC | | | | 99,000 | 0 | 0 | 0 |
| ENAT1 2023T+1,95%C | TNHZAONAPWF9 | NCV33 | 21 | | | | 100,620 | 0,00 % | NC | | | | 100,620 | 0 | 0 | 0 |
| ENAT1HASSAN2023APP | TNJ775UL9423 | NHA28 | 21 | | | | 100,000 | 0,00 % | NC | | | | 100,000 | 0 | 0 | 0 |
| ENAT1 HASSAN2023 B | TN36Q80XFK87 | NHB30 | 21 | | | | 100,000 | 0,00 % | NC | | | | 100,000 | 0 | 0 | 0 |
| ENAT22023 9,75%APP | TNNI3UPDY012 | NA2F8 | 21 | 1 | 18 | 180 | 92,730 | 0,00 % | | | 92,730 | | 100,000 | 54 | 48 671 | 516 163 |
| ENT22023T+1,7% APP | TNHOFRXHS672 | NA2V8 | 21 | | | | 92,020 | 0,00 % | NC | | | | 92,010 | 1 | 144 | 1 422 |
| ENAT2 2023 9,8% B | TNCR2TMAK1K8 | NB2F0 | 21 | | | | 99,000 | 0,00 % | NC | | | | 99,000 | 0 | 0 | 0 |
| ENAT22023T+1,75% B | TNN50G7PX8W5 | NB2V0 | 21 | | | | 100,000 | 0,00 % | NC | | | | 100,000 | 0 | 0</ | |

| Séance du jour | | | | | | | | | | | | | | Année 2025 | | | |
|---------------------|------------------------------|--------------|-------|--------|----------|----------|-----------------|--------------|--------------|------------|-----------|-----------|-----------|----------------|----------|----------|-----------------|
| Valeur | Emetteur | Code ISIN | MNEMO | Groupe | Echanges | Quantité | Capitaux en TND | Clôture en % | Var. du Jour | Indicateur | VWAP en % | VWAP en % | Var. VWAP | Ouverture en % | Echanges | Quantité | Capitaux en TND |
| BTE0930 5.85%AP20 | BTE | TN0001300607 | BE10B | 21 | | | | 100,000 | 0,00 % | NC | | | | 100,000 | 0 | 0 | 0 |
| BTE0232 6.25%P20 | BTE | TN0001300623 | BE11F | 21 | | | | 100,000 | 0,00 % | NC | | | | 100,000 | 0 | 0 | 0 |
| BTEB0127 11.5%P7-2 | BTE | TN0001300680 | BE9BF | 21 | | | | 100,000 | 0,00 % | NC | | | | 100,000 | 0 | 0 | 0 |
| BTEB0127T+3.25P7-2 | BTE | TN0001300698 | BE9BV | 21 | | | | 100,000 | 0,00 % | NC | | | | 100,000 | 0 | 0 | 0 |
| BSA0627 8.75% P5PP | BIAT | TN059Z110G78 | B22AF | 21 | | | | 100,000 | 0,00 % | NC | | | | 100,000 | 0 | 0 | 0 |
| BSA0627T+2.55%P5PP | BIAT | TN2XZZTDCR70 | B22AV | 21 | | | | 100,000 | 0,00 % | NC | | | | 100,000 | 0 | 0 | 0 |
| BSB0627 8.75% P5 | BIAT | TNBLRFH96SL4 | B22BF | 21 | | | | 100,130 | 0,00 % | NC | | | | 100,130 | 0 | 0 | 0 |
| BSB0627T+2.55% P5 | BIAT | TNUALDKV3BS5 | B22BV | 21 | | | | 100,000 | 0,00 % | NC | | | | 100,000 | 0 | 0 | 0 |
| BSC0627 9.15% IF5 | BIAT | TNODT45XV9P9 | B22CF | 21 | | | | 98,440 | 0,00 % | NC | | | | 98,440 | 0 | 0 | 0 |
| BSC0627T+2.95% IF5 | BIAT | TN9MG95I38K0 | B22CV | 21 | | | | 96,210 | 0,00 % | NC | | | | 99,970 | 1 | 80 | 8 276 |
| BSD0629 9.20% P7-2 | BIAT | TN8J8QFA4123 | B22DF | 21 | | | | 100,000 | 0,00 % | NC | | | | 100,000 | 0 | 0 | 0 |
| BSD0629 T+3% P7-2 | BIAT | TNGOJL11N67 | B22DV | 21 | | | | 100,000 | 0,00 % | NC | | | | 100,000 | 0 | 0 | 0 |
| BSE0629 9.45% IF7 | BIAT | TNPZ2BZUFO23 | B22EF | 21 | | | | 100,000 | 0,00 % | NC | | | | 100,000 | 0 | 0 | 0 |
| BSE0629T+3.25% IF7 | BIAT | TN4IAOG12753 | B22EV | 21 | | | | 100,000 | 0,00 % | NC | | | | 100,000 | 0 | 0 | 0 |
| BSF0632 9.60%P10-5 | BIAT | TNGQ61JKPR4 | B22FV | 21 | | | | 100,000 | 0,00 % | NC | | | | 100,000 | 0 | 0 | 0 |
| BSF0632T+3.35P10-5 | BIAT | TNDIUT047V9 | B22FV | 21 | | | | 100,180 | 0,00 % | NC | | | | 100,180 | 0 | 0 | 0 |
| BSG0632 9.70% IF10 | BIAT | TNFSFT39R800 | B22GF | 21 | | | | 100,760 | 0,00 % | NC | | | | 100,760 | 0 | 0 | 0 |
| BSG0632T+3.45%IF10 | BIAT | TNHD4NKEWF69 | B22GV | 21 | | | | 100,000 | 0,00 % | NC | | | | 100,000 | 0 | 0 | 0 |
| BHSB0425 7.85%P7-2 | BH BANK | TN0001901040 | B58BF | 21 | | | | 100,000 | 0,00 % | NC | | | | 100,000 | 0 | 0 | 0 |
| BHSB0425T+2.1%P7-2 | BH BANK | TN0001901057 | B58BV | 21 | | | | 100,000 | 0,00 % | NC | | | | 100,000 | 0 | 0 | 0 |
| BHS C0425 8% INF 7 | BH BANK | TN0001901065 | B58CF | 21 | | | | 100,000 | 0,00 % | NC | | | | 100,000 | 0 | 0 | 0 |
| BH SC0326 10.3P7-2 | BH BANK | TN0001901115 | B59CF | 21 | | | | 100,000 | 0,00 % | NC | | | | 100,000 | 0 | 0 | 0 |
| BH SC0326T+2.6P7-2 | BH BANK | TN0001901123 | B59CV | 21 | | | | 100,000 | 0,00 % | NC | | | | 100,000 | 0 | 0 | 0 |
| BHSA1026T+2.55P5-1 | BH BANK | TNSH8NXC1WC4 | B521A | 21 | | | | 101,490 | 0,00 % | NC | | | | 101,490 | 0 | 0 | 0 |
| BHSB1026T+2.7%INF5 | BH BANK | TNIHW049ARG5 | B521B | 21 | | | | 100,000 | 0,00 % | NC | | | | 100,000 | 0 | 0 | 0 |
| BH SC1028 9.1%P7-2 | BH BANK | TN0PIDORGAE6 | B521C | 21 | | | | 99,240 | 0,00 % | NC | | | | 99,240 | 0 | 0 | 0 |
| BHSD1028T+2.9%P7-2 | BH BANK | TNA4HARL4U5 | B521D | 21 | | | | 100,000 | 0,00 % | NC | | | | 100,000 | 0 | 0 | 0 |
| STB0528T+1.75%AP20 | STB | TN0002601003 | STB8C | 21 | | | | 100,000 | 0,00 % | NC | | | | 100,000 | 0 | 0 | 0 |
| STB0533 T+2.0%AP25 | STB | TN0002601011 | STB8D | 21 | | | | 100,000 | 0,00 % | NC | | | | 100,000 | 0 | 0 | 0 |
| STB0225 6.5%AP16 | STB | TN0002601029 | STB82 | 21 | | | | 90,000 | 0,00 % | NC | | | | 90,000 | 0 | 0 | 0 |
| STB0325 5.30%P15 | STB | TN0002601045 | SB10B | 21 | | | | 100,000 | 0,00 % | NC | | | | 100,000 | 0 | 0 | 0 |
| STB SC1126 11%P7-2 | STB | TN0002601169 | S91CF | 21 | | | | 100,150 | 0,00 % | NC | | | | 100,150 | 0 | 0 | 0 |
| STBSC1126T+2.8P7-2 | STB | TN0002601177 | S91CV | 21 | | | | 100,000 | 0,00 % | NC | | | | 100,000 | 0 | 0 | 0 |
| STBSD1126 11.5%IF7 | STB | TN0002601185 | S891D | 21 | | | | 100,000 | 0,00 % | NC | | | | 100,000 | 0 | 0 | 0 |
| STB SA0425 10.5%P5 | STB | TN0002601201 | S20AF | 21 | | | | 100,000 | 0,00 % | NC | | | | 100,000 | 0 | 0 | 0 |
| STB SC0427 11%P7-2 | STB | TN0002601219 | S20CF | 21 | | | | 100,150 | 0,00 % | NC | | | | 100,150 | 0 | 0 | 0 |
| STBSE0425 11.3%CU5 | STB | TN0002601227 | S820E | 21 | | | | 100,000 | 0,00 % | NC | | | | 100,000 | 0 | 0 | 0 |
| STBSA0127 8.7% AP5 | STB | TNWQSQM265V8 | S21AF | 21 | | | | 99,520 | 0,00 % | NC | | | | 99,520 | 0 | 0 | 0 |
| STBSA0127T+2.3%AP5 | STB | TNBX3GLYOR8 | S21AV | 21 | | | | 99,300 | 0,00 % | NC | | | | 99,300 | 0 | 0 | 0 |
| STBSB0127 8.95%IF5 | STB | TNTGLIP3KDL6 | S21BF | 21 | | | | 100,000 | 0,00 % | NC | | | | 100,000 | 0 | 0 | 0 |
| STBSB0127T+2.55IF5 | STB | TN4UMPL967X2 | S21BV | 21 | | | | 100,000 | 0,00 % | NC | | | | 100,000 | 0 | 0 | 0 |
| STBSC0127 9.1% AP5 | STB | TNXFR5BNBPM9 | S21CF | 21 | | | | 100,000 | 0,00 % | NC | | | | 100,000 | 0 | 0 | 0 |
| STBSC0127T+2.7%AP5 | STB | TN2MYCP047G7 | S21CV | 21 | | | | 100,000 | 0,00 % | NC | | | | 100,000 | 0 | 0 | 0 |
| STBSD0127 9.35%IF5 | STB | TNL6Z2LXMEP5 | S21DF | 21 | | | | 100,000 | 0,00 % | NC | | | | 100,000 | 0 | 0 | 0 |
| STBSE0127 8.7% AP5 | STB | TNOR77XCOAHO | S21EF | 21 | | | | 100,000 | 0,00 % | NC | | | | 100,000 | 0 | 0 | 0 |
| BNASB0825 8.5%P7-2 | BNA | TN0003100773 | BNSBF | 21 | | | | 100,000 | 0,00 % | NC | | | | 100,000 | 0 | 0 | 0 |
| BNASB0825T+2.25P7-2 | BNA | TN0003100781 | BNSBV | 21 | | | | 100,000 | 0,00 % | NC | | | | 100,000 | 0 | 0 | 0 |
| AB0528 7.0%AP20 | AB | TN0003400330 | AB58B | 21 | | | | 100,000 | 0,00 % | NC | | | | 100,000 | 0 | 0 | 0 |
| AB0825 T+0.85%AP15 | AB | TN0003400405 | AB825 | 21 | | | | 100,000 | 0,00 % | NC | | | | 100,000 | 0 | 0 | 0 |
| AB SA0226 9% AP5PP | AB | TN0003400652 | AB53A | 21 | | | | 98,500 | 0,00 % | NC | | | | 98,500 | 0 | 0 | 0 |
| AB SB0226 9.2% AP5 | AB | TN0003400660 | AB53B | 21 | | | | 99,200 | 0,00 % | NC | | | | 99,200 | 0 | 0 | 0 |
| ABSC0228 9.4%AP7-2 | AB | TN0003400678 | AB53C | 21 | | | | 100,000 | 0,00 % | NC | | | | 100,000 | 0 | 0 | 0 |
| AB SA0428T+2.7P7-2 | AB | TN0003400686 | AB51A | 21 | | | | 100,000 | 0,00 % | NC | | | | 100,000 | 0 | 0 | 0 |
| AB SB0431T+2.8AP10 | AB | TN0003400694 | AB51B | 21 | | | | 100,000 | 0,00 % | NC | | | | 100,000 | 0 | 0 | 0 |
| ABSA1028 10.05%AP5 | AB | TNDE9EH7SA12 | AB3AF | 21 | | | | 100,000 | 0,00 % | NC | | | | 100,000 | 1 | 10 000 | 821 587 |
| ABSA1028T+2.15%AP5 | AB | TNL8PGUB9C93 | AB3AV | 21 | | | | 100,000 | 0,00 % | NC | | | | 100,000 | 0 | 0 | 0 |
| ABSC1030 10.2%P7-2 | AB | TNSPTKYMCD13 | AB3CF | 21 | | | | 100,000 | 0,00 % | NC | | | | 100,000 | 0 | 0 | 0 |
| ABSC1030T+2.3%P7-2 | AB | TNTMJ1DJ4SH4 | AB3CV | 21 | | | | 100,000 | 0,00 % | NC | | | | 100,000 | 0 | 0 | 0 |
| ABSD1030 10.3% IF7 | AB | TN0GGA4FRX47 | AB3DF | 21 | | | | 100,000 | 0,00 % | NC | | | | 100,000 | 0 | 0 | 0 |
| ABSD1030 T+2.4%IF7 | AB | TNR3ZRJWC984 | AB3DV | 21 | | | | 100,000 | 0,00 % | NC | | | | 100,000 | 0 | 0 | 0 |
| ATB0527T+1.75%AP20 | ATB | TN0003600491 | ATB7C | 21 | | | | 100,000 | 0,00 % | NC | | | | 100,000 | 0 | 0 | 0 |
| ATB0532T+2.0%AP25 | ATB | TN0003600509 | ATB7D | 21 | | | | 100,000 | 0,00 % | NC | | | | 100,000 | 0 | 0 | 0 |
| ATB0529 5.9%P20-5 | ATB | TN0003600582 | ATB82 | 21 | | | | 100,000 | 0,00 % | NC | | | | 100,000 | 0 | 0 | 0 |
| ATBSA325T+2.05P7-2 | ATB | TN0003600640 | ATBSA | 21 | | | | 100,000 | 0,00 % | NC | | | | 100,000 | 0 | 0 | 0 |
| ATBSB0328T+2.1AP10 | ATB | TN0003600657 | ATBSB | 21 | | | | 100,000 | 0,00 % | NC | | | | 100,000 | 0 | 0 | 0 |
| UIB0729 5.85%AP20 | UIB | TN0003900248 | UB91C | 21 | | | | 100,000 | 0,00 % | NC | | | | 100,000 | 1 | 35 | 901 |
| UIB0831 6.3%P20 | UIB | TN0003900263 | U111B | 21 | | | | 90,330 | 0,00 % | NC | | | | 90,330 | 0 | 0 | 0 |
| UIB0133 6.70% AP20 | UIB | TN0003900305 | UB21C | 21 | | | | 100,000 | 0,00 % | NC | | | | 100,000 | 0 | 0 | 0 |
| BTK0225 T+0.8%P15 | BTK | TN0004620134 | BT9YC | 21 | | | | 100,000 | 0,00 % | NC | | | | 100,000 | 0 | 0 | 0 |
| BTK0230 5.85%P20 | BTK | TN0004620142 | BT9YD | 21 | | | | 100,000 | 0,00 % | NC | | | | 100,000 | 0 | 0 | 0 |
| WIBIC0626 10.75%P7 | WIFACK INTERNATIONAL BANK | TN0007200199 | WB19C | 21 | | | | 98,000 | 0,00 % | NC | | | | 98,000 | 0 | 0 | 0 |
| WIB ID 0626 11%P7 | WIFACK INTERNATIONAL BANK | TN0007200207 | WB19D | 21 | | | | 95,000 | 0,00 % | NC | | | | 95,000 | 0 | 0 | 0 |
| WIB A 0128 9.25%P5 | WIFACK INTERNATIONAL BANK | TNR4CLXNS261 | WB22A | 21 | | | | 100,000 | 0,00 % | NC | | | | 100,000 | 0 | 0 | 0 |
| WIBB0130 9.75%P7-2 | WIFACK INTERNATIONAL BANK | TN6K3B3UUB12 | WB22B | 21 | | | | 100,000 | 0,00 % | NC | | | | 100,000 | 0 | 0 | 0 |
| WC0133 10.25%P10-2 | WIFACK INTERNATIONAL BANK | TNMC9HTIB5A4 | WB22C | 21 | | | | 100,000 | 0,00 % | NC | | | | 100,000 | 0 | 0 | 0 |
| ABC B0725 8.4%P7-2 | ABC TUNISIE | TN0007780034 | ABC8F | 21 | | | | 100,000 | 0,00 % | NC | | | | 100,000 | 0 | 0 | 0 |
| ABC B0725T+2.4P7-2 | ABC TUNISIE | TN0007780042 | ABC8V | 21 | | | | 100,000 | 0,00 % | NC | | | | 100,000 | 0 | 0 | 0 |
| ABCC0725T+2,5 INF7 | ABC TUNISIE | TN0007780059 | ABCCV | 21 | | | | 100,000 | 0,00 % | NC | | | | 100,000 | 0 | 0 | 0 |
| ABC A0625 11%AP5 | ABC TUNISIE | TN0007780067 | AC20A | 21 | | | | 99,930 | 0,00 % | NC | | | | 99,930 | 0 | 0 | 0 |
| ABC80627 11,5%P7-2 | ABC TUNISIE | TN0007780075 | AC20B | 21 | | | | 104,900 | 0,00 % | NC | | | | 104,900 | 0 | 0 | 0 |
| TL5B0225 8.20%P7-2 | TUNISIE LEASING ET FACTORING | TN0002101988 | T72BF | 21 | | | | 100,000 | 0,00 % | S | | | | 100,000 | 0 | 0 | 0 |
| TL B0525 8.2% P7-2 | TUNISIE LEASING ET FACTORING | TN0002102010 | T81BF | 21 | | | | 100,000 | 0,00 % | NC | | | | 100,000 | 0 | 0 | 0 |
| TLFSB 0126 11%P7-2 | TUNISIE LEASING ET FACTORING | TN0002102085 | T85BF | 21 | | | | 100,600 | 0,00 % | NC | | | | 100,600 | 0 | 0 | 0 |
| TLFSB 0126T+3%P7-2 | TUNISIE LEASING ET FACTORING | TN00021020 | | | | | | | | | | | | | | | |

2 041 533

Capitaux traités sur l'année en TND

Cotation électronique

| Echanges | Quantité | Capitaux en TND |
|----------|----------|-----------------|
| 518 | 380 801 | 897 172 |

Répartition par catégorie de donneurs d'ordres

| Achat | Echanges | Quantité | Capitaux en TND | Capitaux en % |
|--------------|------------|----------------|-----------------|----------------|
| T. Libre | 485 | 359 479 | 846 547 | 94,36% |
| T. Géré | 33 | 21 322 | 50 625 | 5,64% |
| Total | 518 | 380 801 | 897 172 | 100,00% |

| Vente | Echanges | Quantité | Capitaux en TND | Capitaux en % |
|--------------|------------|----------------|-----------------|----------------|
| T. Libre | 413 | 323 087 | 760 234 | 84,74% |
| T. Géré | 105 | 57 714 | 136 938 | 15,26% |
| Total | 518 | 380 801 | 897 172 | 100,00% |

Cotation sur Panneaux : Les enchères

| Echanges | Quantité | Capitaux en TND |
|----------|----------|-----------------|
| 25 | 105 621 | 1 144 362 |

Répartition par catégorie de donneurs d'ordres

| Achat | Echanges | Quantité | Capitaux en TND | Capitaux en % |
|--------------|-----------|----------------|------------------|----------------|
| T.Libre | 15 | 19 279 | 584 416 | 51,07% |
| T.Géré | 10 | 86 342 | 559 946 | 48,93% |
| Total | 25 | 105 621 | 1 144 362 | 100,00% |

| Vente | Echanges | Quantité | Capitaux en TND | Capitaux en % |
|--------------|-----------|----------------|------------------|----------------|
| T.Géré | 11 | 87 237 | 740 109 | 64,67% |
| T.Libre | 14 | 18 384 | 404 253 | 35,33% |
| Total | 25 | 105 621 | 1 144 362 | 100,00% |

Le Marché Hors Cote : Activité par valeur sur le système de cotation électronique

| Séance du jour | | | | | | | | | | | | Année 2025 | | | | | |
|-------------------|--------------|-------|--------|----------|--------------|-----------------|---------|--------------|------------|-------------|-------|------------|-----------|------------------|------------|----------------|-----------------|
| Valeur | Code ISIN | MNEMO | Groupe | Echanges | Quantité | Capitaux en TND | Clôture | Var. du Jour | Indicateur | VWAP Veille | VWAP | Var. VWAP | Ouverture | Rendement annuel | Echanges | Quantité | Capitaux en TND |
| SITEX | TN0004300307 | SITEX | 13 | | | | 3,850 | 0,00 % | NC | | | | 3,350 | 14,93 % | 5 | 957 | 3 694 |
| STE TUN. DU SUCRE | TN0006170013 | STS | 13 | | | | 11,120 | 0,00 % | NC | | | | 11,620 | -4,30 % | 6 | 206 | 2 359 |
| BNA ASSURANCES | TN0007680010 | AMI | 13 | 5 | 3 000 | 7 290 | 2,430 | 0,00 % | | 2,430 | 2,430 | 0,00 % | 2,450 | -0,82 % | 507 | 379 638 | 891 119 |
| Total | | | | 5 | 3 000 | 7 290 | | | | | | | | | 518 | 380 801 | 897 172 |

Lignes secondaires

| Séance du jour | | | | | | | | | | Année 2025 | | |
|-----------------------|--------------|-------|--------|----------|----------|-----------------|---------------|------------|--|------------|----------|-----------------|
| Emetteur / Valeur | Code ISIN | MNEMO | Groupe | Echanges | Quantité | Capitaux en TND | Dernier cours | Indicateur | | Echanges | Quantité | Capitaux en TND |
| BNA ASSURANCES | | | | | | | | | | | | |
| AMI DA 1/4 110817 | TN0007680044 | AMI17 | 33 | | | | | NC | | 0 | 0 | 0 |
| AMI DA27/35 241120 | TN0007680051 | AMI20 | 33 | | | | | NC | | 0 | 0 | 0 |
| Total | | | | 0 | 0 | 0 | | | | 0 | 0 | 0 |