

Sommaire

Page

-Indicateurs de la séance & Activité des marchés

2

-Palmarès de la Séance

3

-Activité des marchés sur l'année

4

-Le Marché Principal

5

· Activité sur l'année par compartiment et par groupe de cotation

5

· Activité détaillée par valeur

6

· Répartition du volume des transactions sur l'année par catégorie de donneurs d'ordres

8

-Le Marché Obligataire

10

-Le Marché Hors-cote

13

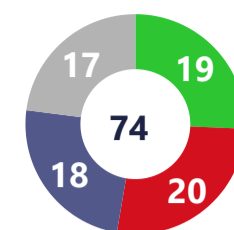
| Capitaux traités en TND | | |
|--------------------------|--------------------------|----------|
| Séance du jour | Cumul annuel 2025 | |
| 18 725 963 | 162 427 555 | -30,09 % |
| Total | Total | |
| 18 682 680 | 123 504 559 | -6,61 % |
| Cote : Titres de Capital | Cote : Titres de Capital | |
| 8 276 | 12 301 861 | -42,83 % |
| Cote : Titres de créance | Cote : Titres de créance | |
| 13 010 | 1 268 409 | 59,93 % |
| Hors Cote | Hors Cote | |
| 21 996 | 25 021 215 | -67,83 % |
| Enregistrements | Enregistrements | |
| 0 | 331 510 | |
| Déclarations | Déclarations | |

| Quantités traitées | | |
|-------------------------|-------------------------|----------|
| Séance du jour | Cumul annuel 2025 | |
| 1 965 442 | 20 557 927 | 48,67 % |
| Total | Total | |
| 1 956 557 | 15 936 944 | 42,25 % |
| Cote: Titres de capital | Cote: Titres de capital | |
| 80 | 166 842 | -44,47 % |
| Cote: Titres de Créance | Cote: Titres de créance | |
| 5 421 | 412 289 | 518,69 % |
| Hors Cote | Hors cote | |
| 3 384 | 4 041 833 | 79,07 % |
| Enregistrements | Enregistrements | |
| 0 | 19 | |
| Déclarations | Déclarations | |

| Nombre de Transactions | | |
|--------------------------|--------------------------|----------|
| Séance du jour | Cumul annuel 2025 | |
| 1 602 | 38 239 | 56,03 % |
| Total | Total | |
| 1 588 | 37 559 | 56,09 % |
| Cote: Titres de capital | Cote: Titres de capital | |
| 1 | 105 | -35,58 % |
| Cote : Titres de créance | Cote : Titres de créance | |
| 12 | 493 | 294,40 % |
| Hors cote | Hors cote | |
| 1 | 81 | -48,41 % |
| Enregistrements | Enregistrements | |
| 0 | 1 | |
| Déclarations | Déclarations | |

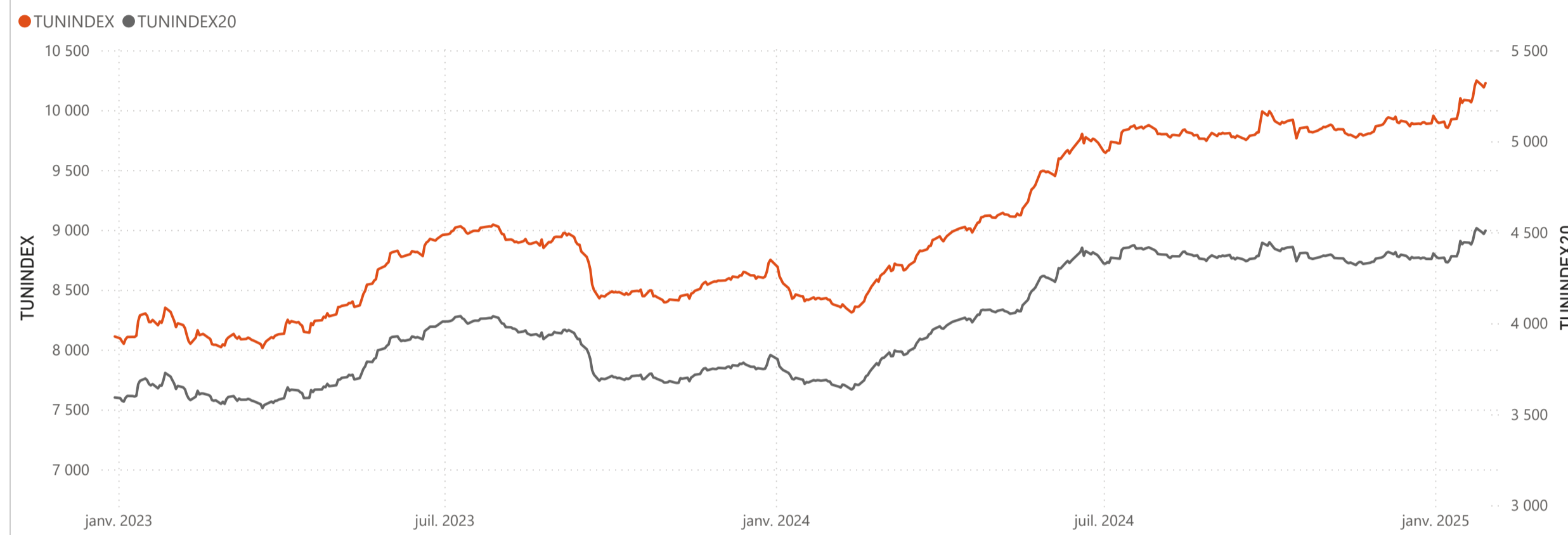
| Cap. Boursière en MD | |
|----------------------|---------------|
| 27 234 | |
| 0,40 % | 2,90 % |
| Var. Jour | Var. annuelle |

| Marchés | Echanges Bloc | Quantité Bloc | Capitaux Bloc | Echanges | Quantité | Capitaux en TND |
|------------------|---------------|---------------|---------------|----------|-----------|-----------------|
| Marché Principal | 2 | 1 260 000 | 8 832 600 | 1 588 | 1 956 557 | 18 682 680 |

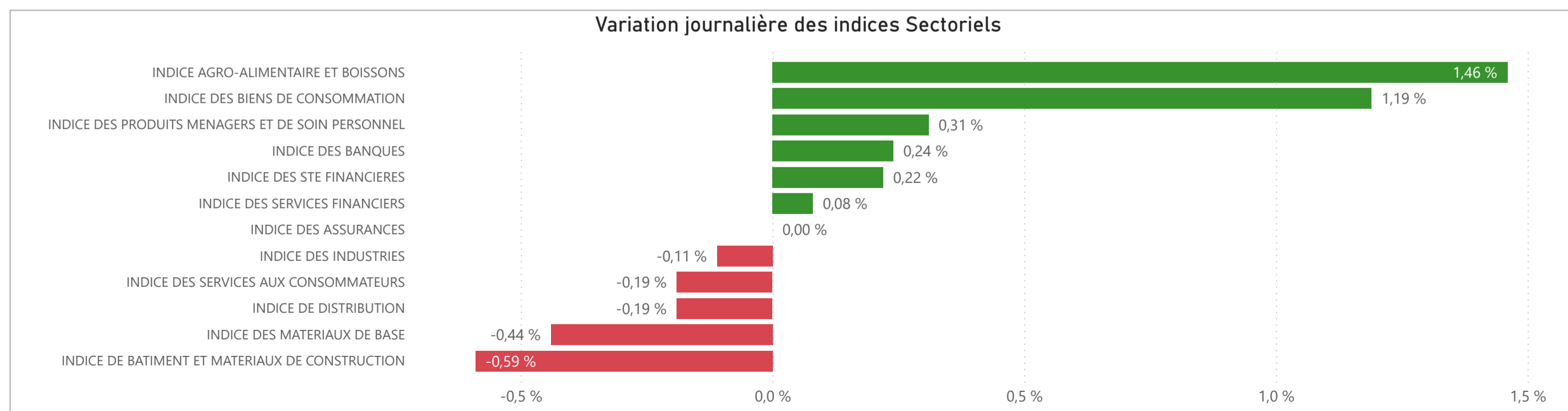


● Housse ● Baisse ● Inchangé ● NC ● Suspendu

| TUNINDEX | 0,36 % | 2,74 % | Plus haut de l'année | Plus bas de l'année | TUNINDEX20 | 0,40 % | 2,86 % | Plus haut de l'année | Plus bas de l'année |
|-----------|--------------|------------|----------------------|---------------------|------------|--------------|------------|----------------------|---------------------|
| 10 226,66 | Var. du Jour | Var. année | 10 247,38 | 9 852,65 | 4 509,21 | Var. du Jour | Var. année | 4 522,77 | 4 334,94 |
| | | | 24/01/2025 | 08/01/2025 | | | | 24/01/2025 | 08/01/2025 |



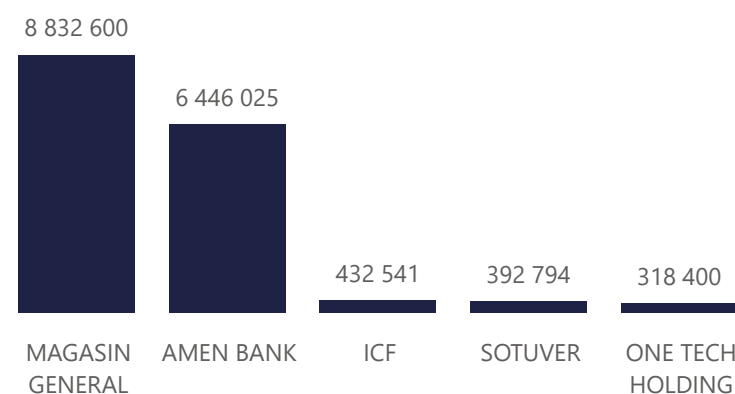
| INDICES SECTORIELS | Indice du Jour | Indice Veille | Var. du Jour | Var. sur l'année | Poids dans TUNINDEX | Plus haut de l'année | Plus bas de l'année |
|---|----------------|---------------|--------------|------------------|---------------------|----------------------|---------------------|
| INDICE DES STE FINANCIERES | 7 712,29 | 7 695,38 | 0,22 % | 3,19 % | 60,54 % | 24/01/2025 | 7 744,86 |
| INDICE DES BANQUES | 7 166,07 | 7 148,77 | 0,24 % | 3,41 % | 53,94 % | 24/01/2025 | 7 205,62 |
| INDICE DES ASSURANCES | 15 131,52 | 15 131,52 | 0,00 % | -0,53 % | 3,31 % | 13/01/2025 | 15 269,46 |
| INDICE DES SERVICES FINANCIERS | 12 951,00 | 12 941,02 | 0,08 % | 3,55 % | 3,28 % | 29/01/2025 | 12 951,00 |
| INDICE DES SERVICES AUX CONSOMMATEURS | 3 360,31 | 3 366,73 | -0,19 % | 7,42 % | 3,47 % | 27/01/2025 | 3 374,50 |
| INDICE DE DISTRIBUTION | 5 294,15 | 5 304,26 | -0,19 % | 7,42 % | 3,47 % | 27/01/2025 | 5 316,51 |
| INDICE DES BIENS DE CONSOMMATION | 8 261,20 | 8 164,35 | 1,19 % | 2,16 % | 21,11 % | 29/01/2025 | 8 261,20 |
| INDICE AGRO-ALIMENTAIRE ET BOISSONS | 10 184,10 | 10 037,57 | 1,46 % | 3,26 % | 16,15 % | 29/01/2025 | 10 184,10 |
| INDICE DES PRODUITS MENAGERS ET DE SOIN PERSONNEL | 2 620,17 | 2 612,17 | 0,31 % | -1,29 % | 4,96 % | 24/01/2025 | 2 633,86 |
| INDICE DES INDUSTRIES | 1 826,32 | 1 828,27 | -0,11 % | -0,59 % | 10,93 % | 14/01/2025 | 1 858,42 |
| INDICE DE BATIMENT ET MATERIAUX DE CONSTRUCTION | 813,38 | 818,22 | -0,59 % | 0,37 % | 4,42 % | 14/01/2025 | 838,63 |
| INDICE DES MATERIAUX DE BASE | 5 410,37 | 5 434,01 | -0,44 % | 5,96 % | 2,53 % | 27/01/2025 | 5 510,63 |



Valeurs les plus actives

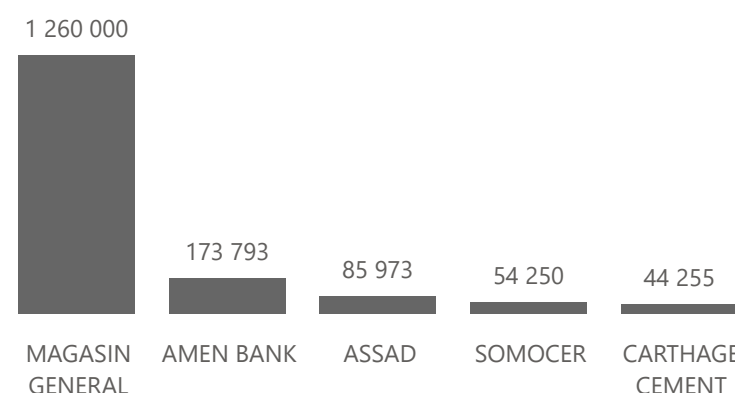
| Valeur | Compartiment | Groupe | Capitaux en TND |
|------------------|--------------|--------|-----------------|
| MAGASIN GENERAL | B | 12 | 8 832 600 |
| AMEN BANK | A | 11 | 6 446 025 |
| ICF | B | 11 | 432 541 |
| SOTUVER | A | 11 | 392 794 |
| ONE TECH HOLDING | A | 11 | 318 400 |

Capitaux en TND



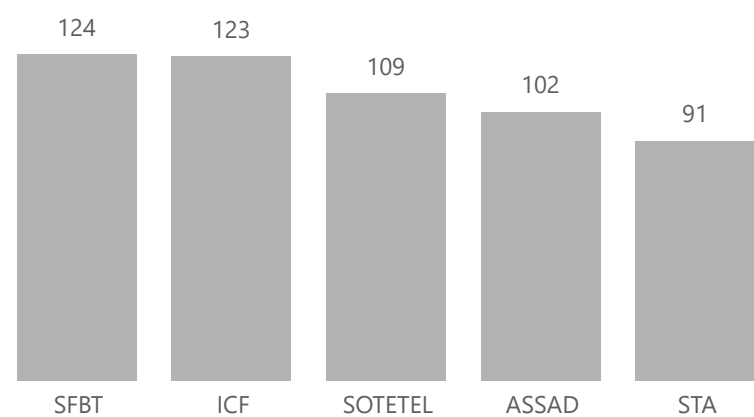
| Valeur | Compartiment | Groupe | Quantité |
|-----------------|--------------|--------|-----------|
| MAGASIN GENERAL | B | 12 | 1 260 000 |
| AMEN BANK | A | 11 | 173 793 |
| ASSAD | S | 99 | 85 973 |
| SOMOCER | S | 99 | 54 250 |
| CARTHAGE CEMENT | A | 11 | 44 255 |

Quantité



| Valeur | Compartiment | Groupe | Echanges |
|---------|--------------|--------|----------|
| SFBT | A | 11 | 124 |
| ICF | B | 11 | 123 |
| SOTETEL | B | 11 | 109 |
| ASSAD | S | 99 | 102 |
| STA | B | 11 | 91 |

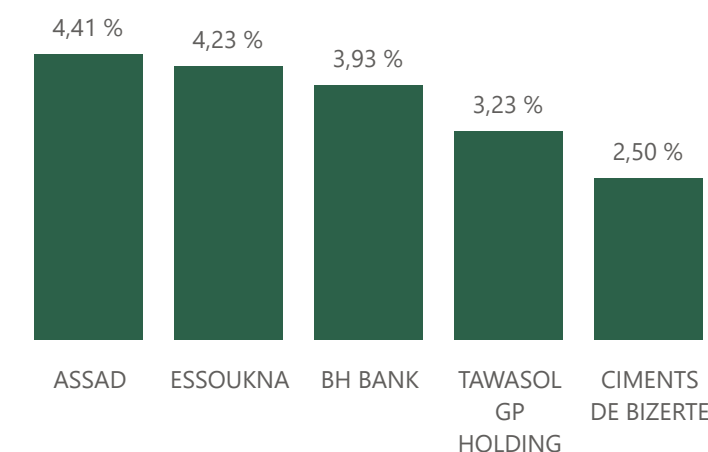
Echanges



Principaux écarts

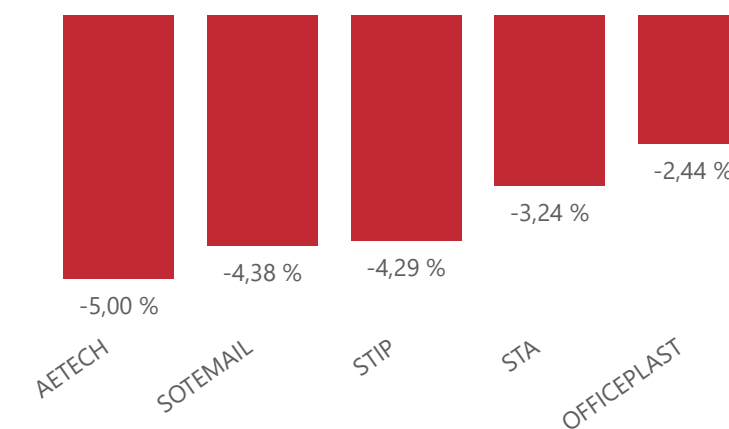
| Valeur | Groupe | Cours de Clôture | Var. du Jour |
|--------------------|--------|------------------|--------------|
| ASSAD | 99 | 0,710 | 4,41 % |
| ESSOUKNA | 12 | 1,480 | 4,23 % |
| BH BANK | 11 | 13,490 | 3,93 % |
| TAWASOL GP HOLDING | 99 | 0,640 | 3,23 % |
| CIMENTS DE BIZERTE | 99 | 0,410 | 2,50 % |

Top 5 hausses



| Valeur | Groupe | Cours de Clôture | Var. du Jour |
|-------------|--------|------------------|--------------|
| AETECH | 99 | 0,190 | -5,00 % |
| SOTEMAIL | 99 | 3,930 | -4,38 % |
| STIP | 99 | 2,680 | -4,29 % |
| STA | 11 | 21,800 | -3,24 % |
| OFFICEPLAST | 12 | 1,600 | -2,44 % |

Top 5 baisses



| Marchés | Echanges cumulés 2025 | Echanges cumulés 2024 | Variation | Quantité cumulée 2025 | Quantité cumulée 2024 | Variation | Capitaux cumulés 2025 en TND | Capitaux cumulés 2024 en TND | Variation |
|---------------------------|-----------------------|-----------------------|-----------|-----------------------|-----------------------|-----------|------------------------------|------------------------------|-----------|
| Cote : Titres de Capital | 37 559 | 24 063 | 56,09 % | 15 936 944 | 11 203 292 | 42,25 % | 123 504 559 | 132 247 159 | -6,61 % |
| Cote : Titres de Créances | 105 | 163 | -35,58 % | 166 842 | 300 468 | -44,47 % | 12 301 861 | 21 516 612 | -42,83 % |
| Hors Cote | 493 | 125 | 294,40 % | 412 289 | 66 639 | 518,69 % | 1 268 409 | 793 115 | 59,93 % |
| Enregistrements | 81 | 157 | -48,41 % | 4 041 833 | 2 257 077 | 79,07 % | 25 021 215 | 77 767 484 | -67,83 % |
| Déclarations | 1 | 0 | | 19 | 0 | | 331 510 | 0 | |
| Total | 38 239 | 24 508 | 56,03 % | 20 557 927 | 13 827 476 | 48,67 % | 162 427 555 | 232 324 371 | -30,09 % |

Evolution des capitaux traités en TND 2025/2024

● Capitaux 2025 ● Capitaux 2024



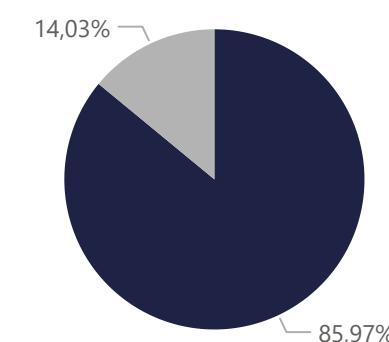
123 504 559

Capitaux traités en TND

| Marché | Echanges | Quantité | Capitaux en TND |
|--------------------------|----------|------------|-----------------|
| Cote : Titres de Capital | 37 559 | 15 936 944 | 123 504 559 |

Répartition du volume entre Carnet d'ordres central et Marché de blocs

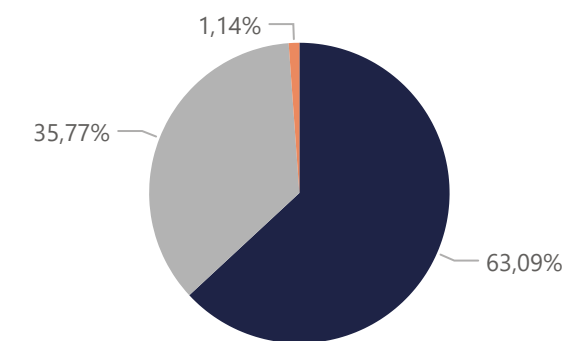
| Marché | Echanges | Quantité | Capitaux en TND | Capitaux en % |
|-------------------------|---------------|-------------------|--------------------|----------------|
| Carnet d'ordres Central | 37 555 | 13 647 858 | 106 180 182 | 85,97% |
| Marché de Blocs | 4 | 2 289 086 | 17 324 377 | 14,03% |
| Total | 37 559 | 15 936 944 | 123 504 559 | 100,00% |



Marché
 ● Carnet d'ordres Central
 ● Marché de Blocs

Répartition du volume par Compartiment

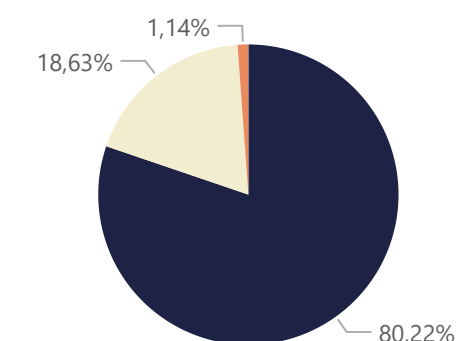
| Compartiment | Echanges | Quantité | Capitaux en TND | Capitaux en % |
|--------------|---------------|-------------------|--------------------|----------------|
| A | 22 454 | 8 386 550 | 77 919 486 | 63,09% |
| B | 13 585 | 5 254 131 | 44 179 665 | 35,77% |
| S | 1 520 | 2 296 263 | 1 405 408 | 1,14% |
| Total | 37 559 | 15 936 944 | 123 504 559 | 100,00% |



Compartiment
 ● A
 ● B
 ● S

Répartition du volume par Groupe de cotation

| Groupe de cotation | Echanges | Quantité | Capitaux en TND | Capitaux en % |
|--------------------|---------------|-------------------|--------------------|----------------|
| 11 | 33 088 | 10 570 746 | 99 073 252 | 80,22% |
| 12 | 1 524 | 3 061 176 | 23 010 374 | 18,63% |
| 99 | 1 496 | 2 295 969 | 1 405 396 | 1,14% |
| 32 | 1 451 | 9 053 | 15 537 | 0,01% |
| Total | 37 559 | 15 936 944 | 123 504 559 | 100,00% |



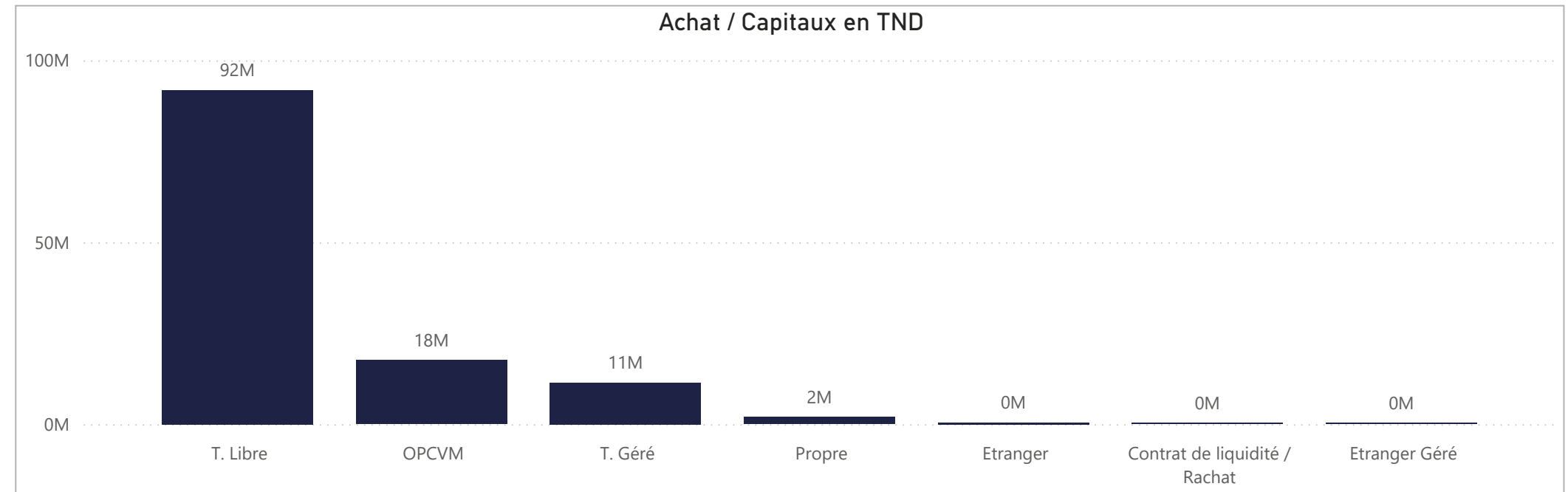
Groupe de cotation
 ● 11
 ● 12
 ● 99
 ● 32

| Séance du jour | | | | | | | | | | | | | | | | | | | Année 2025 | | | | | | | | | |
|--------------------------------------|--------------|-------|--------------|--------|------------------|--------------------|----------------------|----------------|---------------|------------------|----------------------|------------|----------------|------------------|---------|--------------|------------|-------------|------------|-----------|-----------|------------------|------------------|-------------------|----------------------|------------------|-------------------|-----------------|
| SECTEUR/VALEUR | Code ISIN | MNEMO | Compartiment | Groupe | Mode de Cotation | Titres Admis | Cap. Boursière en MD | Cap. B En % | Echanges Bloc | Quantité Bloc | Capitaux Bloc en TND | Echanges | Quantité | Capitaux en TND | Clôture | Var. du Jour | Indicateur | VWAP Veille | VWAP | Var. VWAP | Ouverture | Rendement annuel | Echanges Bloc | Quantité Bloc | Capitaux Bloc en TND | Echanges | Quantité | Capitaux en TND |
| BANQUES | | | | | | 838 256 529 | 12 406,43 | 45,55 % | 0 | 0 | 0 | 176 | 219 263 | 6 844 973 | | | | | | | | 0 | 0 | 0 | 6 493 | 2 509 572 | 36 167 795 | |
| BIAT | TN0001800457 | BIAT | A | 11 | Continu | 40 800 000 | 3 973,92 | 14,59 % | | 23 | 343 | | 23 | 33 227 | 97,400 | -0,41 % | | 97,885 | 96,872 | -1,03 % | 93,830 | 3,80 % | | | 873 | 56 531 | 5 373 134 | |
| ATTIJARI BANK | TN0001600154 | TJARI | A | 11 | Continu | 42 000 000 | 2 469,18 | 9,07 % | | 23 | 2 143 | | 23 | 125 046 | 58,790 | 0,86 % | | 58,090 | 58,351 | 0,45 % | 51,500 | 14,16 % | | | 1 315 | 148 208 | 8 336 218 | |
| BT | TN0002200053 | BT | A | 11 | Continu | 270 000 000 | 1 363,50 | 5,01 % | | 27 | 27 805 | | 27 | 140 415 | 5,050 | 0,00 % | | 5,005 | 5,050 | 0,90 % | 5,190 | -2,70 % | | | 587 | 567 141 | 2 863 297 | |
| AMEN BANK | TN0003400058 | AB | A | 11 | Continu | 34 920 000 | 1 304,26 | 4,79 % | | 20 | 173 793 | | 20 | 6 446 025 | 37,350 | -0,27 % | | 37,234 | 37,090 | -0,39 % | 36,900 | 1,22 % | | | 1 060 | 326 575 | 11 948 782 | |
| UIB | TN0003900107 | UIB | A | 11 | Continu | 32 560 000 | 734,23 | 2,70 % | | 3 | 137 | | 3 | 3 090 | 22,550 | 0,00 % | | 22,550 | 22,551 | 0,00 % | 22,300 | 1,12 % | | | 146 | 26 576 | 600 322 | |
| BH BANK | TN0001900604 | BH | A | 11 | Continu | 47 600 000 | 642,12 | 2,36 % | | 34 | 3 604 | | 34 | 48 307 | 13,490 | 3,93 % | | 12,847 | 13,404 | 4,34 % | 12,700 | 6,22 % | | | 149 | 15 211 | 195 156 | |
| BNA | TN0003100609 | BNA | A | 11 | Continu | 64 000 000 | 529,92 | 1,95 % | | 14 | 3 085 | | 14 | 25 405 | 8,280 | 0,36 % | | 8,181 | 8,235 | 0,66 % | 8,180 | 1,22 % | | | 770 | 452 134 | 3 683 432 | |
| UBCI | TN0002400505 | UBCI | A | 12 | Fixing | 20 001 529 | 420,03 | 1,54 % | | | | | | 21,000 | 0,00 % | NC | | | | | 21,500 | -2,33 % | | | 42 | 27 077 | 551 666 | |
| STB | TN0002600955 | STB | A | 11 | Continu | 155 375 000 | 416,41 | 1,53 % | | 27 | 6 691 | | 27 | 17 708 | 2,680 | 1,13 % | | 2,653 | 2,646 | -0,26 % | 2,970 | -9,76 % | | | 922 | 528 931 | 1 423 559 | |
| ATB | TN0003600350 | ATB | A | 11 | Continu | 100 000 000 | 290,00 | 1,06 % | | 3 | 1 500 | | 3 | 4 350 | 2,900 | 0,00 % | | 2,894 | 2,900 | 0,21 % | 2,800 | 3,57 % | | | 491 | 324 474 | 900 079 | |
| WIFACK INT BANK | TN0007200017 | WIFAK | A | 11 | Continu | 30 000 000 | 259,50 | 0,95 % | | 2 | 162 | | 2 | 1 402 | 8,650 | 0,00 % | | | | | 9,000 | -3,89 % | | | 87 | 31 810 | 275 702 | |
| BTE (ADP) | TN0001300557 | BTE | B | 12 | Fixing | 1 000 000 | 3,36 | 0,01 % | | | | | | 3,360 | 0,00 % | NC | | 3,360 | | | 3,350 | 0,30 % | | | 51 | 4 904 | 16 449 | |
| AGRO ALIMENTAIRE ET BOISSONS | | | | | | 516 820 147 | 5 851,18 | 21,48 % | 0 | 0 | 0 | 187 | 40 099 | 526 092 | | | | | | | | 0 | 0 | 0 | 3 769 | 830 091 | 9 745 736 | |
| SFBT | TN0001100254 | SFBT | A | 11 | Continu | 268 125 000 | 3 230,91 | 11,86 % | | 124 | 26 041 | | 124 | 310 815 | 12,050 | 2,12 % | | 11,767 | 11,936 | 1,44 % | 11,600 | 3,88 % | | | 1 795 | 474 978 | 5 537 641 | |
| POULINA GP HOLDING | TN0005700018 | PGH | A | 11 | Continu | 180 003 600 | 1 546,23 | 5,68 % | | 13 | 2 242 | | 13 | 19 058 | 8,590 | 1,06 % | | 8,583 | 8,501 | -0,96 % | 8,680 | -1,04 % | | | 902 | 170 753 | 1 486 986 | |
| DELICE HOLDING | TN0007670011 | DH | A | 11 | Continu | 54 907 262 | 927,93 | 3,41 % | | 46 | 11 342 | | 46 | 191 194 | 16,900 | 0,00 % | | 17,050 | 16,857 | -1,13 % | 16,090 | 5,03 % | | | 768 | 133 323 | 2 180 868 | |
| LAND OR | TN0007510019 | LNDOR | B | 11 | Continu | 13 784 285 | 146,11 | 0,54 % | | 4 | 474 | | 4 | 5 024 | 10,600 | -1,40 % | | 10,521 | 10,600 | 0,75 % | 10,350 | 2,42 % | | | 304 | 51 037 | 540 241 | |
| DISTRIBUTION | | | | | | 194 111 628 | 1 482,44 | 5,44 % | 2 | 1 260 000 | 8 832 600 | 247 | 48 131 | 9 251 207 | | | | | | | | 3 | 2 255 000 | 15 807 550 | 4 569 | 3 738 693 | 26 987 254 | |
| ARTES | TN0007300015 | ARTES | A | 11 | Continu | 38 250 000 | 400,86 | 1,47 % | | 65 | 8 251 | | 65 | 85 400 | 10,480 | -0,19 % | | 10,309 | 10,350 | 0,40 % | 8,200 | 27,80 % | | | 1 366 | 482 548 | 4 729 201 | |
| ENNAKL AUTOMOBILES | TN0007410012 | NAKL | A | 11 | Continu | 30 000 000 | 344,70 | 1,27 % | | 4 | 96 | | 4 | 1 096 | 11,490 | 0,79 % | | 11,460 | 11,422 | -0,33 % | 10,610 | 8,29 % | | | 183 | 26 314 | 284 776 | |
| CITY CARS | TN0007550015 | CITY | A | 11 | Continu | 18 000 000 | 247,50 | 0,91 % | | 14 | 1 187 | | 14 | 16 348 | 13,750 | -1,08 % | | 13,801 | 13,773 | -0,20 % | 12,700 | 8,27 % | | | 366 | 50 048 | 660 316 | |
| SMART TUNISIE | TN0007300018 | SMART | B | 11 | Continu | 10 123 443 | 138,49 | 0,51 % | | 8 | 586 | | 8 | 7 871 | 13,680 | 1,18 % | | 13,513 | 13,432 | -0,60 % | 13,650 | 0,22 % | | | 664 | 117 784 | 1 582 133 | |
| MAGASIN GENERAL | TN0006440010 | MAG | B | 12 | Fixing | 15 777 070 | 110,44 | 0,41 % | 2 | 1 260 000 | 8 832 600 | | | 8 832 600 | 7,000 | 0,00 % | NC | | | | 6,990 | 0,14 % | 3 | 2 255 000 | 15 807 550 | 29 | 2 257 486 | 15 825 389 |
| MONOPRIX | TN0001000108 | MNP | B | 12 | Fixing | 25 345 736 | 88,71 | 0,33 % | | 3 | 1 604 | | 3 | 5 614 | 3,500 | 0,00 % | | 3,500 | 3,500 | 0,00 % | 3,550 | -1,41 % | | | 84 | 29 832 | 105 657 | |
| SOTUMAG | TN0006580013 | MGR | B | 11 | Continu | 13 200 000 | 81,18 | 0,30 % | | 15 | 5 884 | | 15 | 36 454 | 6,150 | -1,44 % | | 6,228 | 6,195 | -0,53 % | 6,250 | -1,60 % | | | 338 | 172 718 | 1 083 753 | |
| STA | TN0007300018 | STA | B | 11 | Continu | 2 000 000 | 43,60 | 0,16 % | | 91 | 10 605 | | 91 | 227 397 | 21,800 | -3,24 % | | 22,535 | 21,442 | -4,85 % | 21,000 | 3,81 % | | | 1 038 | 103 368 | 2 270 169 | |
| UADH | TN0007690019 | UADH | S | 99 | Fixing | 36 953 847 | 17,37 | 0,06 % | | 8 | 2 650 | | 8 | 2 650 | 0,470 | -2,08 % | | 0,480 | 0,470 | -2,08 % | 0,250 | -12,96 % | | | 226 | 392 083 | 197 652 | |
| CELLCOM | TN0007590011 | CELL | B | 12 | Fixing | 4 461 532 | 9,59 | 0,04 % | | 39 | 17 268 | | 39 | 37 181 | 2,150 | 0,00 % | | 2,150 | 2,153 | 0,14 % | 2,340 | -8,12 % | | | 275 | 106 512 | 248 208 | |
| ASSURANCE | | | | | | 60 467 693 | 1 366,99 | 5,02 % | 0 | 0 | 0 | 11 | 786 | 6 450 | | | | | | | | 1 | 34 086 | 1 516 827 | 304 | 84 662 | 2 288 028 | |
| STAR | TN0006060016 | STAR | A | 12 | Fixing | 2 307 693 | 403,85 | 1,48 % | | | | | | 175,000 | 0,00 % | NC | | | | | 178,000 | -1,69 % | | | 61 | 1 936 | 339 502 | |
| ASTREE | TN0003000452 | AST | A | 12 | Fixing | 6 000 000 | 288,00 | 1,06 % | | | | | | 48,000 | 0,00 % | NC | | | | | 46,000 | 4,35 % | 1 | 34 086 | 1 516 827 | 7 | 34 525 | 1 537 135 |
| ASSUR MAGHREBIA | TN0007830011 | ASSMA | A | 12 | Fixing | 4 500 000 | 231,75 | 0,85 % | | 2 | 5 | | 2 | 258 | 51,500 | 0,00 % | | 51,500 | 51,500 | 0,00 % | 51,480 | 0,04 % | | | 49 | 2 371 | 120 391 | |
| TUNIS RE | TN0007380017 | TRE | B | 11 | Continu | 20 000 000 | 159,80 | 0,59 % | | 9 | 781 | | 9 | 6 193 | 7,990 | 0,00 % | | 7,929 | | | 8,200 | -2,56 % | | | 45 | 5 109 | 40 646 | |
| ASSU MAGHREBIA VIE | TN0007830011 | AMV | B | 11 | Continu | 25 000 000 | 153,25 | 0,56 % | | | | | | 6,130 | 0,00 % | NC | | 6,120 | | | 6,150 | -0,33 % | | | 141 | 40 696 | 249 129 | |
| BH ASSURANCE | TN0006550016 | BHASS | B | 12 | Fixing | 2 660 000 | 130,34 | 0,48 % | | | | | | 49,000 | 0,00 % | NC | | | | | 49,000 | 0,00 % | | | 1 | 25 | 1 225 | |
| BIENS ET SERVICES INDUSTRIELS | | | | | | 135 098 475 | 1 287,13 | 4,73 % | 0 | 0 | 0 | 139 | 69 111 | 720 811 | | | | | | | | 0 | 0 | 0 | 3 371 | 1 290 597 | 11 140 568 | |
| ONE TECH HOLDING | TN0007530017 | OTH | A | 11 | Continu | 80 400 000 | 734,05 | 2,70 % | | 79 | 35 297 | | 79 | 318 400 | 9,130 | 0,33 % | | 9,054 | 9,021 | -0,36 % | 9,300 | -1,83 % | | | 1 827 | 622 340 | 5 650 695 | |
| SOTUVER | TN0006560015 | SOTUV | A | 11 | Continu | 39 254 475 | 500,10 | 1,84 % | | 43 | 30 986 | | 43 | 392 794 | 12,740 | 0,00 % | | 12,747 | 12,676 | -0,56 % | 12,610 | 1,03 % | | | 1 131 | 344 592 | 4 364 216 | |
| SIAME | TN0006590012 | SIAME | B | 11 | Continu | 15 444 000 | 52,97 | 0,19 % | | 17 | 2 828 | | 17 | 9 617 | 3,430 | -0,29 % | | 3,437 | 3,401 | -1,05 % | 3,580 | -4,19 % | | | 413 | 323 665 | 1 125 657 | |
| SERVICES FINANCIERS | | | | | | 131 016 000 | 1 158,32 | 4,25 % | 0 | 0 | 0 | 23 | 5 495 | 57 236 | | | | | | | | 0 | 0 | 0 | 1 061 | 678 162 | 6 027 879 | |
| SPDIT - SICAF | TN0001400704 | SPDIT | A | 11 | Continu | 28 000 000 | 350,00 | 1,29 % | | 3 | 118 | | 3 | 1 475 | 12,500 | 0,00 % | | 12,500 | 12,500 | 0,00 % | 12,000 | 4,17 % | | | 157 | 30 185 | 366 712 | |
| TUNISIE LEASING F | TN0002100907 | TLS | B | 11 | Continu | 10 800 000 | 194,40 | 0,71 % | | 4 | 666 | | 4 | 11 988 | 18,000 | 0,00 % | | 17,682 | 18,00 | | | | | | | | | |

| Séance du jour | | | | | | | | | | Année 2025 | | |
|--------------------------------------|---------------|-------|--------|----------|----------|-----------------|---------------|------------|----------|------------|-----------------|--|
| Secteur / Emetteur / Valeur | Code ISIN | MNEMO | Groupe | Echanges | Quantité | Capitaux en TND | Dernier cours | Indicateur | Echanges | Quantité | Capitaux en TND | |
| TECHNOLOGIE | | | | | | | | | | | | |
| TELNET HOLDING | | | | | | | | | | | | |
| TN Da 1/10 010719 | TN0007440035 | TLN19 | 32 | 1 | 1 | 0 | 0,030 | | 1 | 1 | 0 | |
| BANQUES | | | | | | | | | | | | |
| ATTIJARI BANK | | | | | | | | | | | | |
| TJARI - (Da) | TN0001600162 | TJADA | 32 | | | | NC | | 5 | 23 | 65 | |
| TJARI - Da39 | TN0001600261 | TJA39 | 32 | | | | NC | | 0 | 0 | 0 | |
| TJARIDA1/40 250518 | TN0001600501 | TJA18 | 32 | | | | NC | | 8 | 219 | 263 | |
| BIAT | | | | | | | | | | | | |
| BIAT Da32 4/60 | TN0001800465 | BIA32 | 32 | | | | NC | | 0 | 0 | 0 | |
| BIAT Da36 1/20 | TN0001800507 | BIA36 | 32 | | | | NC | | 15 | 96 | 288 | |
| BIAT DA1/20 290620 | TN0001800622 | BIA20 | 32 | 3 | 8 | 36 | 4,510 | | 45 | 211 | 769 | |
| BIAT DA1/7 291124 | TN63R178F70 | BIA24 | 32 | 10 | 18 | 207 | 11,500 | | 240 | 690 | 7 982 | |
| FBANK | | | | | | | | | | | | |
| BQ HABITAT (Da) | TN0001900612 | BHDA | 32 | | | | NC | | 0 | 0 | 0 | |
| BH Da 1/20 150999 | TN0001900679 | BH12 | 32 | | | | NC | | 0 | 0 | 0 | |
| BH Da1/25 14022000 | TN0001900711 | BH14 | 32 | | | | NC | | 5 | 55 | 7 | |
| BHDA 1/15 28052007 | TN0001900778 | BHDA7 | 32 | | | | NC | | 0 | 0 | 0 | |
| BH DA 1/3 270715 | TN0001900901 | BH15 | 32 | 1 | 1 | 6 | 6,480 | | 2 | 2 | 8 | |
| BH DA 1/5 171117 | TN0001900992 | BH17 | 32 | 1 | 1 | 1 | 1,270 | | 6 | 9 | 15 | |
| BT | | | | | | | | | | | | |
| BQ DE TSIE - Da | TN0002200103 | BTDA | 32 | | | | NC | | 0 | 0 | 0 | |
| Bt Da 3/10 170599 | TN0002200210 | BT149 | 32 | | | | NC | | 3 | 6 | 48 | |
| BTDa1/7(13/12/01) | TN0002200251 | BT154 | 32 | | | | NC | | 5 | 12 | 35 | |
| BT Da 1/2 23052006 | TN0002200319 | BTDA6 | 32 | | | | NC | | 1 | 1 | 9 | |
| BT Da 1/2 10106109 | TN0002200327 | BTDA9 | 32 | | | | NC | | 1 | 1 | 6 | |
| BT Da 1/2 280613 | TN0002200335 | BT13 | 32 | | | | NC | | 0 | 0 | 0 | |
| BT DA 1/5 03062016 | TN0002200343 | BT16 | 32 | | | | NC | | 1 | 2 | 3 | |
| BT DA 1/4 04052018 | TN0002200350 | BT18 | 32 | | | | NC | | 6 | 24 | 31 | |
| BT DA 1/5 10052022 | TNHYHKWDE9D7 | BT22 | 32 | 1 | 2 | 2 | 0,910 | | 20 | 38 | 28 | |
| UBCI | | | | | | | | | | | | |
| UBCI Da 1/6 010900 | TN0002400570 | UBC00 | 32 | | | | NC | | 0 | 0 | 0 | |
| UBCI Da 3/7 010704 | TN0002400646 | UBC04 | 32 | | | | NC | | 0 | 0 | 0 | |
| UBCI Da 1/2 150710 | TN0002400653 | UBC10 | 32 | | | | NC | | 0 | 0 | 0 | |
| UBCI Da8/33 141013 | TN0002400695 | UBC13 | 32 | | | | NC | | 0 | 0 | 0 | |
| BNA | | | | | | | | | | | | |
| BNA Da 1/10 040509 | TN0003100633 | BNA09 | 32 | | | | NC | | 0 | 0 | 0 | |
| BNA Da 1/10 20051018 | TN0003100740 | BNA18 | 32 | | | | NC | | 5 | 6 | 0 | |
| BNA DA 1/55 150419 | TN0003100815 | BNA19 | 32 | 3 | 22 | 0 | 0,010 | | 10 | 77 | 1 | |
| AB | | | | | | | | | | | | |
| AB Da 26 3/37 | TN0003400108 | AB26 | 32 | | | | NC | | 0 | 0 | 0 | |
| AB Da 29 3/40 | TN0003400116 | AB29 | 32 | | | | NC | | 0 | 0 | 0 | |
| AB Da 34 2/59 | TN0003400157 | AB34 | 32 | | | | NC | | 0 | 0 | 0 | |
| AB Da 1/27 | TN0003400207 | ABA38 | 32 | | | | NC | | 0 | 0 | 0 | |
| ABDA 1/14 11122007 | TN0003400272 | ABDA7 | 32 | | | | NC | | 0 | 0 | 0 | |
| AB Da 3/37 281209 | TN0003400371 | ABDA9 | 32 | | | | NC | | 2 | 2 | 6 | |
| AB Da 1/10 110613 | TN0003400454 | AB13 | 32 | | | | NC | | 0 | 0 | 0 | |
| AB DA1/24 01082016 | TN0003400512 | AB16 | 32 | | | | NC | | 3 | 10 | 0 | |
| AB DA1/25 300617 | TN0003400579 | AB17 | 32 | | | | NC | | 27 | 290 | 252 | |
| AB DA 1/12 102323 | TNHY1P121Q287 | AB23 | 32 | 4 | 10 | 55 | 5,500 | | 19 | 29 | 115 | |
| AB DA 2/13 281024 | TN66FMSA518 | AB24 | 32 | 9 | 36 | 177 | 4,920 | | 59 | 217 | 1 070 | |
| ATB | | | | | | | | | | | | |
| ATBDA1/7 0911105 | TN0003600434 | ATBDA | 32 | | | | NC | | 0 | 0 | 0 | |
| ATB Da 1/10 151208 | TN0003600517 | ATB08 | 32 | | | | NC | | 0 | 0 | 0 | |
| ATB Da 1/16 161210 | TN0003600616 | ATB10 | 32 | | | | NC | | 1 | 8 | 0 | |
| WIFACK INTERNATIONAL BANK | | | | | | | | | | | | |
| WIFAK DA1/2 121015 | TN0007200132 | WIF15 | 32 | | | | NC | | 0 | 0 | 0 | |
| ASSURANCE | | | | | | | | | | | | |
| ASTREE | | | | | | | | | | | | |
| AST DA 1/2 140817 | TN0003000528 | AST17 | 32 | | | | NC | | 0 | 0 | 0 | |
| SERVICES FINANCIERS | | | | | | | | | | | | |
| SPOIT SICAF | | | | | | | | | | | | |
| SPOIT Da 1/24 3512 | TN0001400720 | SPD12 | 32 | | | | NC | | 0 | 0 | 0 | |
| TUNISIE LEASING ET FACTORING | | | | | | | | | | | | |
| TUN. LEAS. (Da 10) | TN0002100915 | TLSDA | 32 | | | | NC | | 0 | 0 | 0 | |
| TLS Da 1/4 | TN0002100956 | TLD01 | 32 | | | | NC | | 0 | 0 | 0 | |
| TLS Da 1/5(021202) | TN0002100980 | TL502 | 32 | | | | NC | | 0 | 0 | 0 | |
| TLS Da 1/6(181203) | TN0002101012 | TL503 | 32 | | | | NC | | 0 | 0 | 0 | |
| TLS Da 1/7(061204) | TN0002101061 | TL504 | 32 | | | | NC | | 0 | 0 | 0 | |
| TLS Da1/55(010307) | TN0002101152 | TL507 | 32 | | | | NC | | 0 | 0 | 0 | |
| TLS Da 1/56 030308 | TN0002101210 | TL508 | 32 | | | | NC | | 0 | 0 | 0 | |
| TLS Da 1/57 020309 | TN0002101319 | TL509 | 32 | | | | NC | | 0 | 0 | 0 | |
| TLS Da 1/58 301209 | TN0002101392 | TL502 | 32 | | | | NC | | 2 | 11 | 0 | |
| TLS Da 1/59 010210 | TN0002101400 | TL510 | 32 | | | | NC | | 2 | 13 | 0 | |
| TLS Da 3/80 010213 | TN0002101590 | TL513 | 32 | | | | NC | | 10 | 46 | 30 | |
| TL DA3/83 10022014 | TN0002101749 | TL514 | 32 | | | | NC | | 3 | 20 | 14 | |
| TL DA2/43 02022015 | TN0002101814 | TL515 | 32 | | | | NC | | 5 | 107 | 2 | |
| TL DA1/23 010719 | TN0002102044 | TL519 | 32 | | | | NC | | 6 | 33 | 0 | |
| CIL | | | | | | | | | | | | |
| CIL DA 2007 1/4 | TN0004201042 | CIL07 | 32 | | | | NC | | 0 | 0 | 0 | |
| CIL Da 1/5 301208 | TN0004201117 | CIL08 | 32 | | | | NC | | 0 | 0 | 0 | |
| CIL Da 1/3 110610 | TN0004201216 | CIL10 | 32 | | | | NC | | 0 | 0 | 0 | |
| CIL Da 1/4 030611 | TN0004201281 | CIL11 | 32 | | | | NC | | 0 | 0 | 0 | |
| CIL DA2/5 15052023 | TNEOEJKAP2R7 | CIL23 | 32 | | | | NC | | 0 | 0 | 0 | |
| ATL | | | | | | | | | | | | |
| ATL Da 1/5 290808 | TN0004700266 | ATL08 | 32 | | | | NC | | 0 | 0 | 0 | |
| ATL Da 2/17 261112 | TN0004700472 | ATL12 | 32 | | | | NC | | 0 | 0 | 0 | |
| ATTIJARI LEASING | | | | | | | | | | | | |
| ATTIJARI LS ROMPU | TN0006610141 | TJLR | 32 | | | | NC | | 0 | 0 | 0 | |
| TJL DA 3/17 210717 | TN0006610448 | TJL17 | 32 | | | | NC | | 0 | 0 | 0 | |
| BH LEASING | | | | | | | | | | | | |
| ML DA 1/4 250515 | TN0006720072 | ML15 | 32 | | | | NC | | 0 | 0 | 0 | |
| HANNIBAL LEASE | | | | | | | | | | | | |
| HL DA 1/10 180817 | TN0007310378 | HL17 | 32 | | | | NC | | 0 | 0 | 0 | |
| HL DA37/100 090720 | TN0007310519 | HL20 | 32 | | | | NC | | 0 | 0 | 0 | |
| TELECOMMUNICATIONS | | | | | | | | | | | | |
| SOTETEL | | | | | | | | | | | | |
| SOTETEL Da1/6 | TN0006530059 | SOT01 | 32 | | | | NC | | 0 | 0 | 0 | |
| SOT Da 1/5 010102 | TN0006530067 | SOT02 | 32 | | | | NC | | 0 | 0 | 0 | |
| SOT Da 1/5 010703 | TN0006530075 | SOT03 | 32 | | | | NC | | 0 | 0 | 0 | |
| SOT Da 1/10 150704 | TN0006530083 | SOT04 | 32 | | | | NC | | 1 | 2 | 2 | |
| SOT Da1/22 010906 | TN0006530091 | SOT06 | 32 | | | | NC | | 0 | 0 | 0 | |
| DISTRIBUTION | | | | | | | | | | | | |
| MONOPRIX | | | | | | | | | | | | |
| MONOPRIX Da | TN0001000116 | MNPDA | 32 | | | | NC | | 0 | 0 | 0 | |
| MNP Da 1/2 100611 | TN0001000124 | MNP11 | 32 | | | | NC | | 0 | 0 | 0 | |
| MNP Da 1/5 040612 | TN0001000132 | MNP12 | 32 | | | | NC | | 0 | 0 | 0 | |
| MNP Da 1/6 160810 | TN0001000140 | MNP15 | 32 | | | | NC | | 0 | 0 | 0 | |
| MAGASIN GENERAL | | | | | | | | | | | | |
| MAG GEN Da 1/2 | TN0006440028 | MGDA4 | 32 | | | | NC | | 0 | 0 | 0 | |
| SOTUMAG | | | | | | | | | | | | |
| MGR Da1/3 050710 | TN0006580021 | MGR10 | 32 | | | | NC | | 0 | 0 | 0 | |
| MGR Da 1/10 201217 | TN0006580039 | MGR17 | 32 | 1 | 1 | 0 | 0,050 | | 3 | 3 | 0 | |
| ARTES | | | | | | | | | | | | |
| ARTES Da1/4 230712 | TN0007300023 | ART12 | 32 | | | | NC | | 1 | 1 | 1 | |
| ARTES Da1/5 040313 | TN0007300031 | ART13 | 32 | | | | NC | | 1 | 1 | 1 | |
| CITY CARS | | | | | | | | | | | | |
| CITY DA1/3 230919 | TN0007550023 | CTY19 | 32 | | | | NC | | 6 | 8 | 34 | |
| SMART TUNISIE | | | | | | | | | | | | |
| SMART DA1/5 070623 | TN71DXY8058 | SMT23 | 32 | | | | NC | | 27 | 57 | 73 | |
| SMART DA1/6 111124 | TN7PHUMSSQW2 | SMT24 | 32 | 1 | 4 | 6 | 1,550 | | 38 | 142 | 265 | |
| VOYAGE ET LOISIRS | | | | | | | | | | | | |
| TUNISAIR | | | | | | | | | | | | |
| TUNISAIR - Da 01 | TN0001200419 | TAIDA | 32 | | | | NC | | 0 | 0 | 0 | |
| TUNISAIR - Da 04 | TN0001200468 | TAI04 | 32 | | | | NC | | 0 | 0 | 0 | |
| TAIR Da1/10 010799 | TN0001200476 | TAI99 | 32 | | | | NC | | 6 | 61 | 1 | |
| TAIR Da1/10 030700 | TN0001200492 | TAI00 | 32 | | | | NC | | 0 | 0 | 0 | |
| TUNISAIR Da 1/10 | TN0001200518 | TAI01 | 32 | | | | NC | | 3 | 100 | 1 | |
| TAIR Da1/22 310806 | TN0001200534 | TAI06 | 32 | | | | NC | | 1 | 3 | 0 | |
| TAIR Da 1/5 010908 | TN0001200542 | TAI08 | 32 | | | | NC | | 0 | 0 | 0 | |
| TAIR Da1/11 170709 | TN0001200567 | TAI09 | 32 | | | | NC | | 0 | 0 | 0 | |
| SANTE | | | | | | | | | | | | |
| UNIMED | | | | | | | | | | | | |
| UMED D76/509 26716 | TN0007720022 | UMD16 | 32 | | | | NC | | 0 | 0 | 0 | |
| UMD DA1/11/17 40817 | TN0007720030 | UMD17 | 32 | | | | NC | | 19 | 765 | 171 | |
| AUTOMOBILES ET EQUIPEMENTIERS | | | | | | | | | | | | |
| STIP | | | | | | | | | | | | |
| STIP Da1/10 0703 | TN0005030028 | STIP3 | 32 | | | | NC | | 0 | 0 | 0 | |
| ASSAD | | | | | | | | | | | | |
| ASSDa1/9(01/07/05) | TN0 | | | | | | | | | | | |

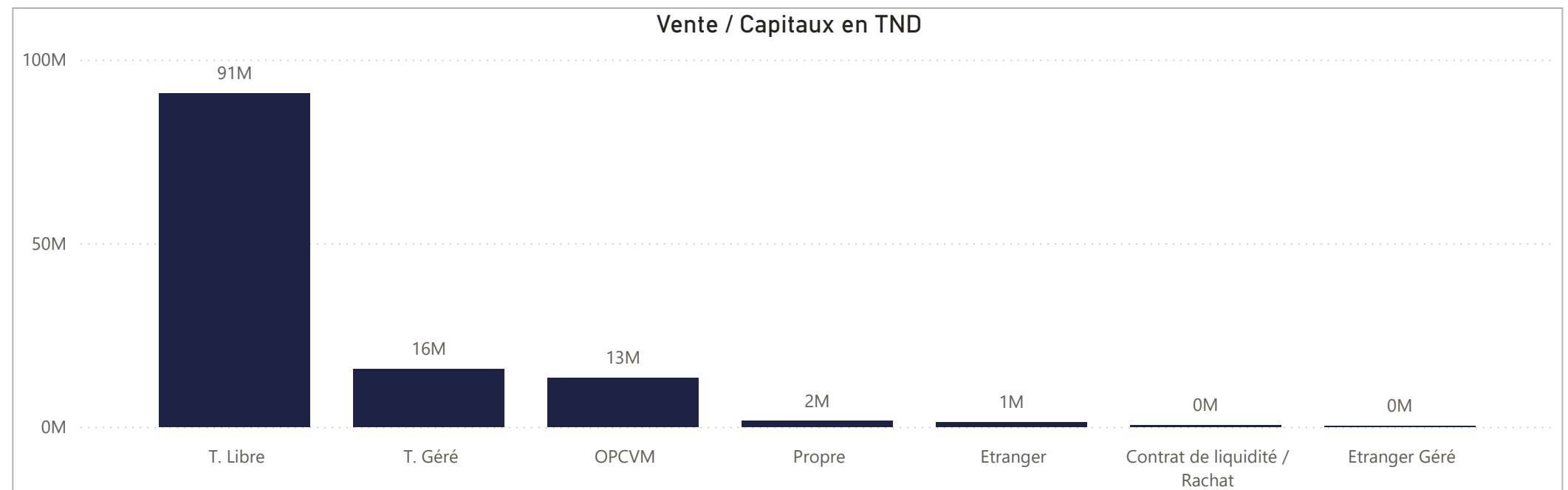
ACHAT

| Achat | Echanges | Quantité | Capitaux en TND | Capitaux en % |
|-------------------------------|---------------|-------------------|--------------------|----------------|
| T. Libre | 30 634 | 12 523 989 | 91 811 228 | 74,34% |
| OPCVM | 2 860 | 1 374 872 | 17 629 711 | 14,27% |
| T. Géré | 3 384 | 1 683 198 | 11 493 224 | 9,31% |
| Propre | 486 | 284 118 | 1 969 755 | 1,59% |
| Etranger | 133 | 37 962 | 419 638 | 0,34% |
| Contrat de liquidité / Rachat | 58 | 29 912 | 174 574 | 0,14% |
| Etranger Géré | 4 | 2 893 | 6 429 | 0,01% |
| Total | 37 559 | 15 936 944 | 123 504 559 | 100,00% |



VENTE

| Vente | Echanges | Quantité | Capitaux en TND | Capitaux en % |
|-------------------------------|---------------|-------------------|--------------------|----------------|
| T. Libre | 26 685 | 12 160 593 | 90 930 639 | 73,63% |
| T. Géré | 5 907 | 1 473 953 | 15 782 160 | 12,78% |
| OPCVM | 3 635 | 1 395 414 | 13 371 445 | 10,83% |
| Propre | 649 | 498 692 | 1 637 282 | 1,33% |
| Etranger | 536 | 371 662 | 1 304 154 | 1,06% |
| Contrat de liquidité / Rachat | 142 | 34 934 | 471 222 | 0,38% |
| Etranger Géré | 5 | 1 696 | 7 658 | 0,01% |
| Total | 37 559 | 15 936 944 | 123 504 559 | 100,00% |



ACHAT

Marché Principal

| Mois | Contrat de liquidité / Rachat | Etranger | Etranger Géré | OPCVM | Propre | T. Géré | T. Libre | Total |
|----------------|-------------------------------|----------------|---------------|-------------------|------------------|-------------------|-------------------|--------------------|
| janvier | 174 574 | 419 638 | 6 429 | 17 629 711 | 1 969 755 | 11 493 224 | 91 811 228 | 123 504 559 |
| 2 | 12 535 | | | 122 683 | 510 497 | 221 153 | 1 624 241 | 2 491 108 |
| 3 | | | | 511 851 | 82 752 | 185 181 | 1 862 848 | 2 642 631 |
| 6 | | 1 555 | | 651 846 | 69 880 | 243 352 | 2 573 228 | 3 539 861 |
| 7 | 2 544 | | | 802 392 | 92 355 | 218 422 | 3 686 548 | 4 802 261 |
| 8 | 1 045 | | 2 485 | 1 962 491 | 106 413 | 524 599 | 2 841 245 | 5 438 277 |
| 9 | | 191 | | 871 824 | 69 655 | 526 842 | 2 464 846 | 3 933 358 |
| 10 | | | | 375 283 | 110 834 | 1 246 077 | 2 770 000 | 4 502 193 |
| 13 | 11 078 | | | 944 171 | 55 098 | 430 779 | 3 001 345 | 4 442 472 |
| 14 | 11 674 | 2 700 | | 892 882 | 74 400 | 873 425 | 5 141 894 | 6 996 976 |
| 15 | 11 157 | 28 885 | | 691 015 | 41 405 | 477 923 | 3 969 968 | 5 220 351 |
| 16 | 10 218 | 92 405 | | 717 739 | 8 165 | 797 332 | 11 173 158 | 12 799 016 |
| 17 | 10 636 | 22 815 | | 505 060 | | 722 753 | 5 335 573 | 6 596 837 |
| 20 | 16 450 | 56 970 | | 468 531 | 113 300 | 399 709 | 2 791 924 | 3 846 884 |
| 21 | 11 083 | 43 314 | | 555 933 | 30 596 | 352 067 | 3 272 840 | 4 265 834 |
| 22 | 3 168 | 86 473 | 3 330 | 1 629 202 | 98 331 | 1 441 050 | 4 613 643 | 7 875 196 |
| 23 | | | | 1 415 621 | 110 564 | 497 485 | 4 707 252 | 6 730 922 |
| 24 | 26 042 | 73 298 | 615 | 2 419 519 | 247 159 | 1 362 838 | 6 745 794 | 10 875 264 |
| 27 | 16 646 | 11 031 | | 944 738 | 102 849 | 216 424 | 2 466 123 | 3 757 812 |
| 28 | 13 963 | | | 437 457 | 39 253 | 404 510 | 3 169 441 | 4 064 625 |
| 29 | 16 335 | | | 709 475 | 6 250 | 351 304 | 17 599 317 | 18 682 680 |
| Total | 174 574 | 419 638 | 6 429 | 17 629 711 | 1 969 755 | 11 493 224 | 91 811 228 | 123 504 559 |

Marché de Bloc

| Mois | T. Libre | Total |
|----------------|-------------------|-------------------|
| janvier | 17 324 377 | 17 324 377 |
| 14 | 1 516 827 | 1 516 827 |
| 16 | 6 974 950 | 6 974 950 |
| 29 | 8 832 600 | 8 832 600 |
| Total | 17 324 377 | 17 324 377 |

VENTE

Marché Principal

| Mois | Contrat de liquidité / Rachat | Etranger | Etranger Géré | OPCVM | Propre | T. Géré | T. Libre | Total |
|----------------|-------------------------------|------------------|---------------|-------------------|------------------|-------------------|-------------------|--------------------|
| janvier | 471 222 | 1 304 154 | 7 658 | 13 371 445 | 1 637 282 | 15 782 160 | 90 930 639 | 123 504 559 |
| 2 | | | | 1 240 537 | | 169 576 | 1 080 995 | 2 491 108 |
| 3 | | | | 99 613 | 52 999 | 312 401 | 2 177 617 | 2 642 631 |
| 6 | 53 859 | | | 782 827 | 31 980 | 550 797 | 2 120 398 | 3 539 861 |
| 7 | 126 919 | | | 1 274 129 | 231 524 | 382 629 | 2 787 060 | 4 802 261 |
| 8 | 19 688 | | | 1 282 392 | 218 831 | 543 891 | 3 373 475 | 5 438 277 |
| 9 | 2 507 | | | 560 988 | 75 850 | 554 598 | 2 739 414 | 3 933 358 |
| 10 | 2 755 | | 3 126 | 472 825 | 143 283 | 620 527 | 3 259 677 | 4 502 193 |
| 13 | 5 635 | | | 267 736 | 95 499 | 480 836 | 3 592 766 | 4 442 472 |
| 14 | 7 425 | 75 455 | | 625 508 | 202 167 | 877 501 | 5 208 920 | 6 996 976 |
| 15 | 48 721 | 29 882 | | 401 225 | 63 085 | 721 827 | 3 955 611 | 5 220 351 |
| 16 | 31 748 | | | 413 165 | 268 423 | 642 238 | 11 443 442 | 12 799 016 |
| 17 | 18 115 | 142 798 | | 358 210 | 21 533 | 2 572 571 | 3 483 610 | 6 596 837 |
| 20 | 15 730 | 81 322 | | 309 271 | 151 952 | 960 000 | 2 328 608 | 3 846 884 |
| 21 | 20 826 | 40 270 | 4 532 | 309 646 | 18 348 | 608 794 | 3 263 418 | 4 265 834 |
| 22 | 21 556 | 193 684 | | 1 170 426 | | 1 378 397 | 5 111 133 | 7 875 196 |
| 23 | 34 802 | 233 402 | | 579 540 | | 1 165 798 | 4 717 380 | 6 730 922 |
| 24 | 4 482 | 350 208 | | 1 932 602 | | 1 374 737 | 7 213 235 | 10 875 264 |
| 27 | 25 790 | | | 739 676 | 32 943 | 614 137 | 2 345 266 | 3 757 812 |
| 28 | 6 957 | 157 132 | | 125 939 | 28 865 | 453 445 | 3 292 286 | 4 064 625 |
| 29 | 23 706 | | | 425 187 | | 797 460 | 17 436 327 | 18 682 680 |
| Total | 471 222 | 1 304 154 | 7 658 | 13 371 445 | 1 637 282 | 15 782 160 | 90 930 639 | 123 504 559 |

Marché de Bloc

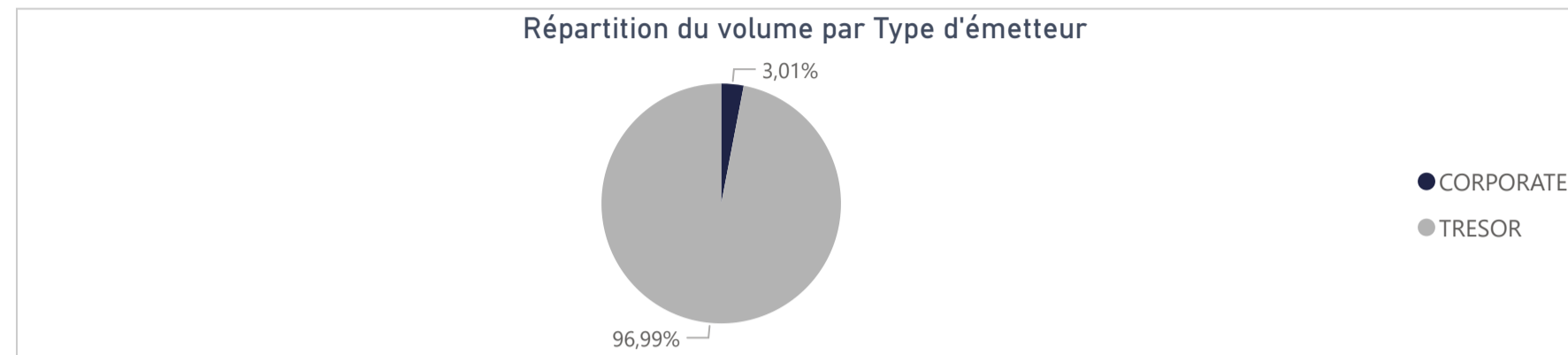
| Mois | T. Libre | Total |
|----------------|-------------------|-------------------|
| janvier | 17 324 377 | 17 324 377 |
| 14 | 1 516 827 | 1 516 827 |
| 16 | 6 974 950 | 6 974 950 |
| 29 | 8 832 600 | 8 832 600 |
| Total | 17 324 377 | 17 324 377 |

12 301 861

Capitaux traités sur l'année en TND

| Marché | Echanges | Quantité | Capitaux en TND |
|---------------------------|----------|----------|-----------------|
| Cote : Titres de Créances | 105 | 166 842 | 12 301 861 |

| Type d'émetteur | Echanges | Quantité | Capitaux en TND | Capitaux en % |
|-----------------|------------|----------------|-------------------|----------------|
| TRESOR | 99 | 161 217 | 11 931 130 | 96,99% |
| CORPORATE | 6 | 5 625 | 370 731 | 3,01% |
| Total | 105 | 166 842 | 12 301 861 | 100,00% |



| Achat | Echanges | Quantité | Capitaux en TND | Capitaux en % |
|--------------|------------|----------------|-------------------|----------------|
| OPCVM | 24 | 151 608 | 12 117 318 | 98,50% |
| T. Géré | 73 | 9 685 | 128 419 | 1,04% |
| T. Libre | 8 | 5 549 | 56 123 | 0,46% |
| Total | 105 | 166 842 | 12 301 861 | 100,00% |

| Vente | Echanges | Quantité | Capitaux en TND | Capitaux en % |
|--------------|------------|----------------|-------------------|----------------|
| OPCVM | 11 | 115 858 | 8 323 595 | 67,66% |
| T. Libre | 22 | 41 249 | 3 132 046 | 25,46% |
| Propre | 1 | 700 | 723 196 | 5,88% |
| T. Géré | 71 | 9 035 | 123 024 | 1,00% |
| Total | 105 | 166 842 | 12 301 861 | 100,00% |

Répartition des capitaux traités en TND par catégorie de donneurs d'ordres

ACHAT

| Mois | OPCVM | T. Géré | T. Libre | Total |
|--------------|-------------------|----------------|---------------|-------------------|
| janvier | 12 117 318 | 128 419 | 56 123 | 12 301 861 |
| 2 | | 11 200 | | 11 200 |
| 3 | 5 335 | 9 791 | | 15 127 |
| 6 | 498 821 | | | 498 821 |
| 7 | 270 912 | | 2 906 | 273 818 |
| 8 | 345 922 | 7 610 | 3 915 | 357 448 |
| 9 | 370 621 | 4 068 | 40 374 | 415 063 |
| 10 | 5 192 711 | 1 867 | | 5 194 578 |
| 13 | | 4 043 | | 4 043 |
| 14 | 1 855 | | 4 847 | 6 702 |
| 15 | 2 812 | 22 545 | | 25 357 |
| 16 | 3 047 799 | 15 576 | | 3 063 374 |
| 17 | | 1 199 | | 1 199 |
| 20 | 3 090 | | | 3 090 |
| 21 | | | 4 081 | 4 081 |
| 23 | 5 135 | | | 5 135 |
| 24 | 723 196 | 37 984 | | 761 180 |
| 28 | 1 649 110 | 4 259 | | 1 653 369 |
| 29 | | 8 276 | | 8 276 |
| Total | 12 117 318 | 128 419 | 56 123 | 12 301 861 |

VENTE

| Mois | OPCVM | Propre | T. Géré | T. Libre | Total |
|--------------|------------------|----------------|----------------|------------------|-------------------|
| janvier | 8 323 595 | 723 196 | 123 024 | 3 132 046 | 12 301 861 |
| 2 | | | 11 200 | | 11 200 |
| 3 | | | 9 791 | 5 335 | 15 127 |
| 6 | 498 821 | | | | 498 821 |
| 7 | 269 417 | | 1 496 | 2 906 | 273 818 |
| 8 | 345 922 | | 7 610 | 3 915 | 357 448 |
| 9 | 370 621 | | 4 068 | 40 374 | 415 063 |
| 10 | 5 188 598 | | 1 867 | 4 113 | 5 194 578 |
| 13 | | | 4 043 | | 4 043 |
| 14 | | | | 6 702 | 6 702 |
| 15 | | | 19 913 | 5 444 | 25 357 |
| 16 | | | 15 576 | 3 047 799 | 3 063 374 |
| 17 | | | 1 199 | | 1 199 |
| 20 | | | | 3 090 | 3 090 |
| 21 | | | | 4 081 | 4 081 |
| 23 | 5 135 | | | | 5 135 |
| 24 | | 723 196 | 37 984 | | 761 180 |
| 28 | 1 645 081 | | | 8 288 | 1 653 369 |
| 29 | | | 8 276 | | 8 276 |
| Total | 8 323 595 | 723 196 | 123 024 | 3 132 046 | 12 301 861 |

| Séance du jour | | | | | | | | | | | Année 2025 | | | | | |
|--------------------|---------------|-------|--------|----------|----------|-----------------|--------------|--------------|------------|------------------|------------|-----------|----------------|----------|----------|-----------------|
| Valeur | Code ISIN | MNEMO | Groupe | Echanges | Quantité | Capitaux en TND | Clôture en % | Var. du Jour | Indicateur | VWAP Veille en % | VWAP en % | Var. VWAP | Ouverture en % | Echanges | Quantité | Capitaux en TND |
| ▲ | | | | | | | | | | | | | | | | |
| BTA 6.3% Oct 2026 | TN0008000580 | B1026 | 21 | | | | 97,400 | 0,00 % | NC | | | | 97,400 | 0 | 0 | 0 |
| BTA6.7% Avril 2028 | TN0008000606 | B0428 | 21 | | | | 93,100 | 0,00 % | NC | | | | 93,100 | 0 | 0 | 0 |
| BTA 6.3% Mars 2026 | TN0008000622 | B0326 | 21 | | | | 95,950 | 0,00 % | NC | | | | 95,950 | 0 | 0 | 0 |
| BTA 6.6% Mars 2027 | TN0008000655 | B0327 | 21 | | | | 93,950 | 0,00 % | NC | | | | 93,950 | 0 | 0 | 0 |
| BTA 7,5% Juil 2032 | TN0008000663 | B0732 | 21 | | | | 97,000 | 0,00 % | NC | | | | 97,000 | 0 | 0 | 0 |
| BTA 7% Juil 2028 | TN0008000697 | B0728 | 21 | | | | 90,500 | 0,00 % | NC | | | | 90,500 | 0 | 0 | 0 |
| BTA 6,5% Juin 2025 | TN0008000705 | B0625 | 21 | | | | 99,200 | 0,00 % | NC | | | | 96,920 | 1 | 700 | 723 196 |
| BTA 7,2% Fev 2027 | TN0008000721 | B0227 | 21 | | | | 95,850 | 0,00 % | NC | 95,850 | | | 92,750 | 3 | 20 | 20 952 |
| BTA 7,4% Fev 2030 | TN0008000739 | B0230 | 21 | | | | 90,390 | 0,00 % | NC | | | | 90,390 | 0 | 0 | 0 |
| BTA 7,2% Mai 2027 | TN0008000747 | B0527 | 21 | | | | 95,030 | 0,00 % | NC | | | | 94,950 | 2 | 770 | 768 238 |
| BTA 8% Nov 2030 | TN0008000762 | B1130 | 21 | | | | 97,000 | 0,00 % | NC | | | | 97,000 | 0 | 0 | 0 |
| BTA 7,3% Dec 2027 | TN0008000770 | B1227 | 21 | | | | 91,050 | 0,00 % | NC | | | | 91,050 | 0 | 0 | 0 |
| BTA 7,5% Janv 2028 | TN0008000796 | B0128 | 21 | | | | 100,000 | 0,00 % | NC | | | | 100,000 | 0 | 0 | 0 |
| BTA 8% Mars 2033 | TN0008000804 | B0333 | 21 | | | | 100,000 | 0,00 % | NC | | | | 100,000 | 0 | 0 | 0 |
| BTA 7,5% Dec 2028 | TN0008000812 | B1228 | 21 | | | | 100,000 | 0,00 % | NC | | | | 100,000 | 0 | 0 | 0 |
| BTA 8% Nov 2025 | TN0XRGYG8RL8 | B1125 | 21 | | | | 99,100 | 0,00 % | NC | | | | 98,500 | 1 | 2 | 2 004 |
| BTA 8,8% Sept 2032 | TNJL4N1SD7B2 | B0932 | 21 | | | | 100,000 | 0,00 % | NC | | | | 100,000 | 0 | 0 | 0 |
| BTA 8% Janv 2029 | TNHUVZNLATV4 | B0129 | 21 | | | | 100,000 | 0,00 % | NC | | | | 100,000 | 0 | 0 | 0 |
| BTA 8,25% Juin2031 | TNN0SOORH1F1 | B0631 | 21 | | | | 100,000 | 0,00 % | NC | | | | 100,000 | 0 | 0 | 0 |
| BTA 9% sept 2029 | TNLRQIPOOJY4 | B0929 | 21 | | | | 100,000 | 0,00 % | NC | | | | 100,000 | 0 | 0 | 0 |
| BTA 9,4% aout 2033 | TNNUS2JAB5F6 | B0833 | 21 | | | | 100,000 | 0,00 % | NC | | | | 100,000 | 0 | 0 | 0 |
| BTA 9,5% aout 2035 | TN19GXADLD0 | B0835 | 21 | | | | 100,000 | 0,00 % | NC | | | | 100,000 | 0 | 0 | 0 |
| BTA 9,70% Oct 2027 | TN9EGII9CQ82 | B1027 | 21 | | | | 100,000 | 0,00 % | NC | | | | 100,000 | 0 | 0 | 0 |
| BTA 9,87% Oct 2031 | TNOODT102PF5 | B1031 | 21 | | | | 100,000 | 0,00 % | NC | | | | 100,000 | 0 | 0 | 0 |
| BTA 9,80% Oct 2028 | TN875F5T9RO3 | B1028 | 21 | | | | 100,000 | 0,00 % | NC | | | | 100,000 | 0 | 0 | 0 |
| BTA 9,89% Juin2033 | TNI5BPOGW9F1 | B0633 | 21 | | | | 100,000 | 0,00 % | NC | | | | 100,000 | 0 | 0 | 0 |
| BTA 9,90% Dec 2034 | TNXJGTXAROH4 | B1234 | 21 | | | | 100,000 | 0,00 % | NC | | | | 100,000 | 0 | 0 | 0 |
| BTA 9,87% Janv2032 | TNCYAUILJ413 | B0132 | 21 | | | | 100,000 | 0,00 % | NC | | | | 100,000 | 0 | 0 | 0 |
| ENAT2021 8,70%A PP | TN0008000820 | NA26 | 21 | | | | 99,470 | 0,00 % | NC | | | | 99,130 | 1 | 2 575 | 26 909 |
| E NAT 2021 8,80% B | TN0008000838 | NB26 | 21 | | | | 100,000 | 0,00 % | NC | | | | 100,000 | 0 | 0 | 0 |
| E NAT 2021 8,90% C | TN0008000846 | NC28 | 21 | | | | 93,000 | 0,00 % | NC | | | | 93,000 | 0 | 0 | 0 |
| ENAT22021 8,70%APP | TN0008000887 | NA226 | 21 | | | | 97,000 | 0,00 % | NC | | | | 95,000 | 1 | 7 | 70 |
| ENAT2 2021 8,80% B | TN0008000895 | NB226 | 21 | | | | 100,000 | 0,00 % | NC | | | | 100,000 | 0 | 0 | 0 |
| ENAT2 2021 8,90% C | TN0008000903 | NC228 | 21 | | | | 96,000 | 0,00 % | NC | | | | 96,000 | 0 | 0 | 0 |
| ENAT2 HASSAN21 APP | TN0008000853 | NH226 | 21 | | | | 100,000 | 0,00 % | NC | | | | 100,000 | 0 | 0 | 0 |
| ENAT32021 8,70%APP | TNZBXQU5RZ91 | NA3F6 | 21 | | | | 95,000 | 0,00 % | NC | | | | 99,990 | 5 | 1 325 | 13 275 |
| ENT32021T+2,45%APP | TNSUXW7EBUQ0 | NA3V6 | 21 | | | | 95,000 | 0,00 % | NC | | | | 100,000 | 1 | 155 | 1 496 |
| ENAT3 2021 8,80% B | TNYZO6UGUZ33 | NB3F6 | 21 | | | | 100,000 | 0,00 % | NC | | | | 100,000 | 0 | 0 | 0 |
| ENAT32021 T+2,55%B | TN5QHYZ8T348 | NB3V6 | 21 | | | | 100,000 | 0,00 % | NC | | | | 100,000 | 1 | 50 000 | 5 082 214 |
| ENAT3 2021 8,90% C | TN3QL5M1QLW6 | NC3F8 | 21 | | | | 100,000 | 0,00 % | NC | | | | 100,000 | 0 | 0 | 0 |
| ENAT32021 T+2,65%C | TNJP2LP1CVE1 | NC3V8 | 21 | | | | 100,000 | 0,00 % | NC | | | | 100,000 | 0 | 0 | 0 |
| ENAT3 HASSAN21 APP | TNE5I87AY2T5 | NHA36 | 21 | | | | 100,000 | 0,00 % | NC | | | | 100,000 | 0 | 0 | 0 |
| ENAT3 HASSAN2021 B | TNVSDML2VYJ5 | NHB36 | 21 | | | | 100,000 | 0,00 % | NC | | | | 100,000 | 0 | 0 | 0 |
| ENAT3 HASSAN2021 C | TNJQ3VIAM1R9 | NHC38 | 21 | | | | 100,000 | 0,00 % | NC | | | | 100,000 | 0 | 0 | 0 |
| ENAT1 2022 A 8,80% | TNPSLOPEJVO7 | NAF27 | 21 | | | | 100,000 | 0,00 % | NC | | | | 93,500 | 13 | 2 602 | 27 916 |
| ENAT1 2022A T+2,4% | TNLEGO8CKWX3 | NAV27 | 21 | | | | 92,500 | 0,00 % | NC | | | | 92,500 | 0 | 0 | 0 |
| ENAT1 2022 B 8,90% | TNHG2VXQ3BG0 | NBF29 | 21 | | | | 100,000 | 0,00 % | NC | | | | 100,000 | 0 | 0 | 0 |
| ENAT1 2022B T+2,5% | TN00U20VQY55 | NBV29 | 21 | | | | 100,000 | 0,00 % | NC | | | | 100,000 | 0 | 0 | 0 |
| ENAT1 2022 C 9,10% | TN5XZZ454U2 | NCF32 | 21 | | | | 94,000 | 0,00 % | NC | | | | 94,000 | 0 | 0 | 0 |
| ENAT1 2022CT+2,65% | TNQHMI7RIBR5 | NCV32 | 21 | | | | 100,000 | 0,00 % | NC | | | | 100,000 | 0 | 0 | 0 |
| ENAT1 HASSAN2022 A | TNCDR74CL701 | NHA27 | 21 | | | | 100,000 | 0,00 % | NC | | | | 100,000 | 0 | 0 | 0 |
| ENAT1 HASSAN2022 B | TNBHB9XIP394 | NHB29 | 21 | | | | 100,000 | 0,00 % | NC | | | | 100,000 | 0 | 0 | 0 |
| ENAT1 HASSAN2022 C | TNW1CN5IM5T4 | NHC32 | 21 | | | | 100,000 | 0,00 % | NC | | | | 100,000 | 0 | 0 | 0 |
| ENAT22022 9,25%APP | TNJ1M1ZAWYGS | NA2F7 | 21 | | | | 95,000 | 0,00 % | NC | 95,000 | | | 100,000 | 2 | 690 | 6 848 |
| ENT2 22 T+2,15%APP | TNQCK0BPZ5A4 | NA2V7 | 21 | | | | 100,000 | 0,00 % | NC | | | | 100,000 | 0 | 0 | 0 |
| ENAT2 2022 9,35% B | TNQVHB5WZ2K2 | NB2F9 | 21 | | | | 100,000 | 0,00 % | NC | | | | 100,000 | 0 | 0 | 0 |
| ENAT22022 T+2,2% B | TNFOWIRG8H7 | NB2V9 | 21 | | | | 100,000 | 0,00 % | NC | | | | 100,000 | 0 | 0 | 0 |
| ENAT2 2022 9,60% C | TNI9EO2MTU05 | NC2F2 | 21 | | | | 99,270 | 0,00 % | NC | | | | 99,270 | 0 | 0 | 0 |
| ENAT2 2022T+2,40%C | TN11TIB0EPV4 | NC2V2 | 21 | | | | 100,000 | 0,00 % | NC | | | | 100,000 | 0 | 0 | 0 |
| ENAT2 HASSAN22 APP | TNM46OWVRP06 | NH2A7 | 21 | | | | 65,000 | 0,00 % | NC | | | | 65,000 | 0 | 0 | 0 |
| ENAT2 HASSAN2022 B | TNU9AUB15T16 | NH2B9 | 21 | | | | 100,000 | 0,00 % | NC | | | | 100,000 | 0 | 0 | 0 |
| ENAT2 HASSAN2022 C | TN714WHHNWN4 | NH2C2 | 21 | | | | 100,000 | 0,00 % | NC | | | | 100,000 | 0 | 0 | 0 |
| ENAT32022 9,25%APP | TNXNSU5ILB12 | NA3F7 | 21 | | | | 93,500 | 0,00 % | NC | | | | 93,500 | 0 | 0 | 0 |
| ENT3 22 T+2,15%APP | TNWL10DSWXX1 | NA3V7 | 21 | | | | 99,000 | 0,00 % | NC | | | | 99,000 | 0 | 0 | 0 |
| ENAT3 2022 9,35% B | TNRGVSC8DE36 | NB3F9 | 21 | | | | 100,000 | 0,00 % | NC | | | | 100,000 | 0 | 0 | 0 |
| ENAT32022 T+2,2% B | TNOJN6PVH38 | NB3V9 | 21 | | | | 100,000 | 0,00 % | NC | | | | 100,000 | 0 | 0 | 0 |
| ENAT3 2022 9,60% C | TN4A4WPDZOC1 | NC3F2 | 21 | | | | 100,150 | 0,00 % | NC | | | | 100,150 | 0 | 0 | 0 |
| ENAT3 2022T+2,40%C | TNI2090I5G66 | NC3V2 | 21 | | | | 100,000 | 0,00 % | NC | | | | 100,000 | 0 | 0 | 0 |
| ENAT42022 9,35%APP | TNOAYHSVTHY1 | NA4F7 | 21 | | | | 93,000 | 0,00 % | NC | | | | 93,000 | 0 | 0 | 0 |
| ENT4 2022 T+2% APP | TN2MVOGUKOA5 | NA4V7 | 21 | | | | 94,000 | 0,00 % | NC | | | | 94,000 | 0 | 0 | 0 |
| ENAT4 2022 9,4% B | TNWRCVSYL730 | NB4F9 | 21 | | | | 94,000 | 0,00 % | NC | | | | 94,000 | 0 | 0 | 0 |
| ENAT42022T+2,05% B | TN7PM93UZP50 | NB4V9 | 21 | | | | 100,000 | 0,00 % | NC | | | | 100,000 | 0 | 0 | 0 |
| ENAT4 2022 9,60% C | TNEFCF8MYZ3 | NC4F2 | 21 | | | | 100,000 | 0,00 % | NC | | | | 100,000 | 0 | 0 | 0 |
| ENAT4 2022T+2,25%C | TNVFSFLG1FH4 | NC4V2 | 21 | | | | 100,000 | 0,00 % | NC | | | | 100,000 | 0 | 0 | 0 |
| ENAT4HASSAN2022APP | TNA3G5IE2961 | NH4A7 | 21 | | | | 100,000 | 0,00 % | NC | | | | 100,000 | 0 | 0 | 0 |
| ENAT4 HASSAN2022 C | TNQRS5G236GA1 | NH4C2 | 21 | | | | 100,000 | 0,00 % | NC | | | | 100,000 | 0 | 0 | 0 |
| ENAT12023 9,75%APP | TN6DQ00JBLT7 | NAF28 | 21 | | | | 100,000 | 0,00 % | NC | | | | 92,030 | 3 | 614 | 6 466 |
| ENT12023T+1,7% APP | TNBYTZTD1920 | NAV28 | 21 | | | | 91,000 | 0,00 % | NC | | | | 96,000 | 1 | 110 | 1 096 |
| ENAT1 2023 9,8% B | TNCGJF5TW027 | NBF30 | 21 | | | | 93,500 | 0,00 % | NC | | | | 93,500 | 0 | 0 | 0 |
| ENAT12023T+1,75% B | TN3C6DVEVM76 | NBV30 | 21 | | | | 100,000 | 0,00 % | NC | | | | 100,000 | 0 | 0 | 0 |
| ENAT1 2023 9,95% C | TNKTKE05CIW5 | NCF33 | 21 | | | | 99,000 | 0,00 % | NC | | | | 99,000 | 0 | 0 | 0 |
| ENAT1 2023T+1,95%C | TNHZAONAPWF9 | NCV33 | 21 | | | | 100,620 | 0,00 % | NC | | | | 100,620 | 0 | 0 | 0 |
| ENAT1HASSAN2023APP | TNJ775UL9423 | NHA28 | 21 | | | | 100,000 | 0,00 % | NC | | | | 100,000 | 0 | 0 | 0 |
| ENAT1 HASSAN2023 B | TN36Q8OXFK87 | NHB30 | 21 | | | | 100,000 | 0,00 % | NC | | | | 100,000 | 0 | 0 | 0 |
| ENAT22023 9,75%APP | TNNI3UPDYO12 | NA2F8 | 21 | | | | 92,730 | 0,00 % | NC | 92,730 | | | 100,000 | 53 | 48 653 | 515 983 |
| ENT22023T+1,7% APP | TNHOFRHXSG72 | NA2V8 | 21 | | | | 92,020 | 0,00 % | NC | 92,020 | | | 92,010 | 1 | 144 | 1 422 |
| ENAT2 2023 9,8% B | TNCR2TMAK1K8 | NB2F0 | 21 | | | | 99,000 | 0,00 % | NC | | | | 99,000 | 0 | 0 | 0 |
| ENAT22023T+1,75% B | TNN50G7PX8W5 | NB2V0 | 21 | | | | 100,000 | 0,00 % | NC | | | | 100,000 | 0 | 0 | 0 |
| ENAT2 2023 9,95% C | TNNZ2M9ZHT3 | NC2F3 | | | | | | | | | | | | | | |

| Séance du jour | | | | | | | | | | | | | | Année 2025 | | | |
|---------------------|------------------------------|--------------|-------|--------|----------|----------|-----------------|--------------|--------------|------------|-----------|-----------|-----------|----------------|----------|----------|-----------------|
| Valeur | Emetteur | Code ISIN | MNEMO | Groupe | Echanges | Quantité | Capitaux en TND | Clôture en % | Var. du Jour | Indicateur | VWAP en % | VWAP en % | Var. VWAP | Ouverture en % | Echanges | Quantité | Capitaux en TND |
| BTE0930 5.85%AP20 | BTE | TN0001300607 | BE10B | 21 | | | | 100,000 | 0,00 % | NC | | | | 100,000 | 0 | 0 | 0 |
| BTE0232 6.25%P20 | BTE | TN0001300623 | BE11F | 21 | | | | 100,000 | 0,00 % | NC | | | | 100,000 | 0 | 0 | 0 |
| BTEB0127 11.5%P7-2 | BTE | TN0001300680 | BE9BF | 21 | | | | 100,000 | 0,00 % | NC | | | | 100,000 | 0 | 0 | 0 |
| BTEB0127T+3.25P7-2 | BTE | TN0001300698 | BE9BV | 21 | | | | 100,000 | 0,00 % | NC | | | | 100,000 | 0 | 0 | 0 |
| BSA0627 8.75% P5PP | BIAT | TN059Z110G78 | B22AF | 21 | | | | 100,000 | 0,00 % | NC | | | | 100,000 | 0 | 0 | 0 |
| BSA0627T+2.55%P5PP | BIAT | TN2XZZTDCR70 | B22AV | 21 | | | | 100,000 | 0,00 % | NC | | | | 100,000 | 0 | 0 | 0 |
| BSB0627 8.75% P5 | BIAT | TNBLRFH96SL4 | B22BF | 21 | | | | 100,130 | 0,00 % | NC | | | | 100,130 | 0 | 0 | 0 |
| BSB0627T+2.55% P5 | BIAT | TNUALDKV3BS5 | B22BV | 21 | | | | 100,000 | 0,00 % | NC | | | | 100,000 | 0 | 0 | 0 |
| BSC0627 9.15% IF5 | BIAT | TNODT4XV9P9 | B22CF | 21 | | | | 98,440 | 0,00 % | NC | | | | 98,440 | 0 | 0 | 0 |
| BSC0627T+2.95% IF5 | BIAT | TN9MG9S138K0 | B22CV | 21 | 1 | 80 | 8 276 | 96,210 | -3,76 % | | | 96,210 | | 99,970 | 1 | 80 | 8 276 |
| BSD0629 9.20% P7-2 | BIAT | TN8J8QFA4123 | B22DF | 21 | | | | 100,000 | 0,00 % | NC | | | | 100,000 | 0 | 0 | 0 |
| BSD0629 T+3% P7-2 | BIAT | TNGOJL11N67 | B22DV | 21 | | | | 100,000 | 0,00 % | NC | | | | 100,000 | 0 | 0 | 0 |
| BSE0629 9.45% IF7 | BIAT | TNPZ2BZUFO23 | B22EF | 21 | | | | 100,000 | 0,00 % | NC | | | | 100,000 | 0 | 0 | 0 |
| BSE0629T+3.25% IF7 | BIAT | TN4IAOG12753 | B22EV | 21 | | | | 100,000 | 0,00 % | NC | | | | 100,000 | 0 | 0 | 0 |
| BSF0632 9.60%P10-5 | BIAT | TNGQ61JKPR4 | B22FF | 21 | | | | 100,000 | 0,00 % | NC | | | | 100,000 | 0 | 0 | 0 |
| BSF0632T+3.35P10-5 | BIAT | TNDIUT047V9 | B22FV | 21 | | | | 100,180 | 0,00 % | NC | | | | 100,180 | 0 | 0 | 0 |
| BSG0632 9.70% IF10 | BIAT | TNFSFT39R800 | B22GF | 21 | | | | 100,760 | 0,00 % | NC | | | | 100,760 | 0 | 0 | 0 |
| BSG0632T+3.45%IF10 | BIAT | TNHD4NKEWF69 | B22GV | 21 | | | | 100,000 | 0,00 % | NC | | | | 100,000 | 0 | 0 | 0 |
| BHSB0425 7.85%P7-2 | BH BANK | TN0001901040 | B58BF | 21 | | | | 100,000 | 0,00 % | NC | | | | 100,000 | 0 | 0 | 0 |
| BHSB0425T+2.1%P7-2 | BH BANK | TN0001901057 | B58BV | 21 | | | | 100,000 | 0,00 % | NC | | | | 100,000 | 0 | 0 | 0 |
| BHS C0425 8% INF 7 | BH BANK | TN0001901065 | B58CF | 21 | | | | 100,000 | 0,00 % | NC | | | | 100,000 | 0 | 0 | 0 |
| BH SC0326 10.3P7-2 | BH BANK | TN0001901115 | B59CF | 21 | | | | 100,000 | 0,00 % | NC | | | | 100,000 | 0 | 0 | 0 |
| BH SC0326T+2.6P7-2 | BH BANK | TN0001901123 | B59CV | 21 | | | | 100,000 | 0,00 % | NC | | | | 100,000 | 0 | 0 | 0 |
| BHSA1026T+2.55P5-1 | BH BANK | TNSH8NXC1WC4 | B521A | 21 | | | | 101,490 | 0,00 % | NC | | | | 101,490 | 0 | 0 | 0 |
| BHSB1026T+2.7%INF5 | BH BANK | TNIHW049ARG5 | B521B | 21 | | | | 100,000 | 0,00 % | NC | | | | 100,000 | 0 | 0 | 0 |
| BH SC1028 9.1%P7-2 | BH BANK | TN0PIDORGAE6 | B521C | 21 | | | | 99,240 | 0,00 % | NC | | | | 99,240 | 0 | 0 | 0 |
| BHSD1028T+2.9%P7-2 | BH BANK | TNA4HARL4U5 | B521D | 21 | | | | 100,000 | 0,00 % | NC | | | | 100,000 | 0 | 0 | 0 |
| STB0528T+1.75%AP20 | STB | TN0002601003 | STB8C | 21 | | | | 100,000 | 0,00 % | NC | | | | 100,000 | 0 | 0 | 0 |
| STB0533 T+2.0%AP25 | STB | TN0002601011 | STB8D | 21 | | | | 100,000 | 0,00 % | NC | | | | 100,000 | 0 | 0 | 0 |
| STB0225 6.5%AP16 | STB | TN0002601029 | STB82 | 21 | | | | 90,000 | 0,00 % | NC | | | | 90,000 | 0 | 0 | 0 |
| STB0325 5.30%P15 | STB | TN0002601045 | SB10B | 21 | | | | 100,000 | 0,00 % | NC | | | | 100,000 | 0 | 0 | 0 |
| STB SC1126 11%P7-2 | STB | TN0002601169 | S91CF | 21 | | | | 100,150 | 0,00 % | NC | | | | 100,150 | 0 | 0 | 0 |
| STBSC1126T+2.8P7-2 | STB | TN0002601177 | S91CV | 21 | | | | 100,000 | 0,00 % | NC | | | | 100,000 | 0 | 0 | 0 |
| STBSD1126 11.5%IF7 | STB | TN0002601185 | S891D | 21 | | | | 100,000 | 0,00 % | NC | | | | 100,000 | 0 | 0 | 0 |
| STB SA0425 10.5%P5 | STB | TN0002601201 | S20AF | 21 | | | | 100,000 | 0,00 % | NC | | | | 100,000 | 0 | 0 | 0 |
| STB SC0427 11%P7-2 | STB | TN0002601219 | S20CF | 21 | | | | 100,150 | 0,00 % | NC | | | | 100,150 | 0 | 0 | 0 |
| STBSE0425 11,3%CU5 | STB | TN0002601227 | S820E | 21 | | | | 100,000 | 0,00 % | NC | | | | 100,000 | 0 | 0 | 0 |
| STBSA0127 8.7% AP5 | STB | TNWQSQM265V8 | S21AF | 21 | | | | 99,520 | 0,00 % | NC | | | | 99,520 | 0 | 0 | 0 |
| STBSA0127T+2.3%AP5 | STB | TNBX3GLYOR8 | S21AV | 21 | | | | 99,300 | 0,00 % | NC | | | | 99,300 | 0 | 0 | 0 |
| STBSB0127 8.95%IF5 | STB | TNTGLIP3KDL6 | S21BF | 21 | | | | 100,000 | 0,00 % | NC | | | | 100,000 | 0 | 0 | 0 |
| STBSB0127T+2.55IF5 | STB | TN4UMPL967X2 | S21BV | 21 | | | | 100,000 | 0,00 % | NC | | | | 100,000 | 0 | 0 | 0 |
| STBSC0127 9.1% AP5 | STB | TNXFR5BNBPM9 | S21CF | 21 | | | | 100,000 | 0,00 % | NC | | | | 100,000 | 0 | 0 | 0 |
| STBSC0127T+2.7%AP5 | STB | TN2MYCP047G7 | S21CV | 21 | | | | 100,000 | 0,00 % | NC | | | | 100,000 | 0 | 0 | 0 |
| STBSD0127 9.35%IF5 | STB | TNL6Z2LXMEP5 | S21DF | 21 | | | | 100,000 | 0,00 % | NC | | | | 100,000 | 0 | 0 | 0 |
| STBSE0127 8.7% AP5 | STB | TNOR77XCOAHO | S21EF | 21 | | | | 100,000 | 0,00 % | NC | | | | 100,000 | 0 | 0 | 0 |
| BNASB0825 8.5%P7-2 | BNA | TN0003100773 | BNSBF | 21 | | | | 100,000 | 0,00 % | NC | | | | 100,000 | 0 | 0 | 0 |
| BNASB0825T+2.25P7-2 | BNA | TN0003100781 | BNSBV | 21 | | | | 100,000 | 0,00 % | NC | | | | 100,000 | 0 | 0 | 0 |
| AB0528 7.0%AP20 | AB | TN0003400330 | AB58B | 21 | | | | 100,000 | 0,00 % | NC | | | | 100,000 | 0 | 0 | 0 |
| AB0825 T+0.85%AP15 | AB | TN0003400405 | AB825 | 21 | | | | 100,000 | 0,00 % | NC | | | | 100,000 | 0 | 0 | 0 |
| AB SA0226 9% AP5PP | AB | TN0003400652 | AB53A | 21 | | | | 98,500 | 0,00 % | NC | | | | 98,500 | 0 | 0 | 0 |
| AB SB0226 9.2% AP5 | AB | TN0003400660 | AB53B | 21 | | | | 99,200 | 0,00 % | NC | | | | 99,200 | 0 | 0 | 0 |
| ABSC0228 9.4%AP7-2 | AB | TN0003400678 | AB53C | 21 | | | | 100,000 | 0,00 % | NC | | | | 100,000 | 0 | 0 | 0 |
| AB SA0428T+2.7P7-2 | AB | TN0003400686 | AB51A | 21 | | | | 100,000 | 0,00 % | NC | | | | 100,000 | 0 | 0 | 0 |
| AB SB0431T+2.8AP10 | AB | TN0003400694 | AB51B | 21 | | | | 100,000 | 0,00 % | NC | | | | 100,000 | 0 | 0 | 0 |
| ABSA1028 10.05%AP5 | AB | TNDE9EH7SA12 | AB3AF | 21 | | | | 100,000 | 0,00 % | NC | | | | 100,000 | 0 | 0 | 0 |
| ABSA1028T+2.15%AP5 | AB | TNL8PGUB9C93 | AB3AV | 21 | | | | 100,000 | 0,00 % | NC | | | | 100,000 | 0 | 0 | 0 |
| ABSC1030 10.2%P7-2 | AB | TN5PTKYMCD13 | AB3CF | 21 | | | | 100,000 | 0,00 % | NC | | | | 100,000 | 0 | 0 | 0 |
| ABSC1030T+2.3%P7-2 | AB | TNTMJ1DJ4SH4 | AB3CV | 21 | | | | 100,000 | 0,00 % | NC | | | | 100,000 | 0 | 0 | 0 |
| ABSD1030 10.3% IF7 | AB | TN0GGAF4RX47 | AB3DF | 21 | | | | 100,000 | 0,00 % | NC | | | | 100,000 | 0 | 0 | 0 |
| ABSD1030 T+2.4%IF7 | AB | TNR3ZRJWC984 | AB3DV | 21 | | | | 100,000 | 0,00 % | NC | | | | 100,000 | 0 | 0 | 0 |
| ATB0527T+1.75%AP20 | ATB | TN0003600491 | ATB7C | 21 | | | | 100,000 | 0,00 % | NC | | | | 100,000 | 0 | 0 | 0 |
| ATB0532T+2.0%AP25 | ATB | TN0003600509 | ATB7D | 21 | | | | 100,000 | 0,00 % | NC | | | | 100,000 | 0 | 0 | 0 |
| ATB0529 5.9%P20-5 | ATB | TN0003600582 | ATB82 | 21 | | | | 100,000 | 0,00 % | NC | | | | 100,000 | 0 | 0 | 0 |
| ATBSA325T+2.05P7-2 | ATB | TN0003600640 | ATBSA | 21 | | | | 100,000 | 0,00 % | NC | | | | 100,000 | 0 | 0 | 0 |
| ATBSB0328T+2.1AP10 | ATB | TN0003600657 | ATBSB | 21 | | | | 100,000 | 0,00 % | NC | | | | 100,000 | 0 | 0 | 0 |
| UIB0729 5.85%AP20 | UIB | TN0003900248 | UB91C | 21 | | | | 100,000 | 0,00 % | NC | | | | 100,000 | 1 | 35 | 901 |
| UIB0831 6.3%P20 | UIB | TN0003900263 | U111B | 21 | | | | 90,330 | 0,00 % | NC | | | | 90,330 | 0 | 0 | 0 |
| UIB0133 6.70% AP20 | UIB | TN0003900305 | UB21C | 21 | | | | 100,000 | 0,00 % | NC | | | | 100,000 | 0 | 0 | 0 |
| BTK0225 T+0.8%P15 | BTK | TN0004620134 | BT9YC | 21 | | | | 100,000 | 0,00 % | NC | | | | 100,000 | 0 | 0 | 0 |
| BTK0230 5.85%P20 | BTK | TN0004620142 | BT9YD | 21 | | | | 100,000 | 0,00 % | NC | | | | 100,000 | 0 | 0 | 0 |
| WIBIC0626 10.75%P7 | WIFACK INTERNATIONAL BANK | TN0007200199 | WB19C | 21 | | | | 98,000 | 0,00 % | NC | | | | 98,000 | 0 | 0 | 0 |
| WIB ID 0626 11%P7 | WIFACK INTERNATIONAL BANK | TN0007200207 | WB19D | 21 | | | | 95,000 | 0,00 % | NC | | | | 95,000 | 0 | 0 | 0 |
| WIB A 0128 9.25%P5 | WIFACK INTERNATIONAL BANK | TNR4CLXNS261 | WB22A | 21 | | | | 100,000 | 0,00 % | NC | | | | 100,000 | 0 | 0 | 0 |
| WIBB0130 9.75%P7-2 | WIFACK INTERNATIONAL BANK | TN6K3B3UUB12 | WB22B | 21 | | | | 100,000 | 0,00 % | NC | | | | 100,000 | 0 | 0 | 0 |
| WC0133 10.25%P10-2 | WIFACK INTERNATIONAL BANK | TNMC9HTIB5A4 | WB22C | 21 | | | | 100,000 | 0,00 % | NC | | | | 100,000 | 0 | 0 | 0 |
| ABC B0725 8.4%P7-2 | ABC TUNISIE | TN0007780034 | ABC8F | 21 | | | | 100,000 | 0,00 % | NC | | | | 100,000 | 0 | 0 | 0 |
| ABC B0725T+2.4P7-2 | ABC TUNISIE | TN0007780042 | ABC8V | 21 | | | | 100,000 | 0,00 % | NC | | | | 100,000 | 0 | 0 | 0 |
| ABCC0725T+2,5 INF7 | ABC TUNISIE | TN0007780059 | ABCCV | 21 | | | | 100,000 | 0,00 % | NC | | | | 100,000 | 0 | 0 | 0 |
| ABC A0625 11%AP5 | ABC TUNISIE | TN0007780067 | AC20A | 21 | | | | 99,930 | 0,00 % | NC | | | | 99,930 | 0 | 0 | 0 |
| ABC80627 11,5%P7-2 | ABC TUNISIE | TN0007780075 | AC20B | 21 | | | | 104,900 | 0,00 % | NC | | | | 104,900 | 0 | 0 | 0 |
| TL5B0225 8.20%P7-2 | TUNISIE LEASING ET FACTORING | TN0002101988 | T72BF | 21 | | | | 100,000 | 0,00 % | NC | | | | 100,000 | 0 | 0 | 0 |
| TL B0525 8.2% P7-2 | TUNISIE LEASING ET FACTORING | TN0002102010 | T81BF | 21 | | | | 100,000 | 0,00 % | NC | | | | 100,000 | 0 | 0 | 0 |
| TLFSB 0126 11%P7-2 | TUNISIE LEASING ET FACTORING | TN0002102085 | T85BF | 21 | | | | 100,600 | 0,00 % | NC | | | | 100,600 | 0 | 0 | 0 |
| TLFSB 0126T+3%P7-2 | TUNISIE LEASING ET | | | | | | | | | | | | | | | | |

1 268 409

Capitaux traités sur l'année en TND

Cotation électronique

| Echanges | Quantité | Capitaux en TND |
|----------|----------|-----------------|
| 475 | 351 939 | 829 509 |

Répartition par catégorie de donneurs d'ordres

| Achat | Echanges | Quantité | Capitaux en TND | Capitaux en % |
|--------------|------------|----------------|-----------------|----------------|
| T. Libre | 454 | 338 197 | 796 449 | 96,01% |
| T. Géré | 21 | 13 742 | 33 061 | 3,99% |
| Total | 475 | 351 939 | 829 509 | 100,00% |

| Vente | Echanges | Quantité | Capitaux en TND | Capitaux en % |
|--------------|------------|----------------|-----------------|----------------|
| T. Libre | 372 | 294 725 | 693 787 | 83,64% |
| T. Géré | 103 | 57 214 | 135 723 | 16,36% |
| Total | 475 | 351 939 | 829 509 | 100,00% |

Cotation sur Panneaux : Les enchères

| Echanges | Quantité | Capitaux en TND |
|----------|----------|-----------------|
| 18 | 60 350 | 438 900 |

Répartition par catégorie de donneurs d'ordres

| Achat | Echanges | Quantité | Capitaux en TND | Capitaux en % |
|--------------|-----------|---------------|-----------------|----------------|
| T.Libre | 12 | 18 103 | 230 033 | 52,41% |
| T.Géré | 6 | 42 247 | 208 867 | 47,59% |
| Total | 18 | 60 350 | 438 900 | 100,00% |

| Vente | Echanges | Quantité | Capitaux en TND | Capitaux en % |
|--------------|-----------|---------------|-----------------|----------------|
| T.Libre | 12 | 18 103 | 230 033 | 52,41% |
| T.Géré | 6 | 42 247 | 208 867 | 47,59% |
| Total | 18 | 60 350 | 438 900 | 100,00% |

Le Marché Hors Cote : Activité par valeur sur le système de cotation électronique

| Séance du jour | | | | | | | | | | | | Année 2025 | | | | | |
|-------------------|--------------|-------|--------|-----------|--------------|-----------------|---------|--------------|------------|-------------|-------|------------|-----------|------------------|------------|----------------|-----------------|
| Valeur | Code ISIN | MNEMO | Groupe | Echanges | Quantité | Capitaux en TND | Clôture | Var. du Jour | Indicateur | VWAP Veille | VWAP | Var. VWAP | Ouverture | Rendement annuel | Echanges | Quantité | Capitaux en TND |
| SITEX | TN0004300307 | SITEX | 13 | | | | 3,850 | 0,00 % | NC | | | | 3,350 | 14,93 % | 5 | 957 | 3 694 |
| STE TUN. DU SUCRE | TN0006170013 | STS | 13 | | | | 10,800 | 0,00 % | NC | 10,800 | | | 11,620 | -7,06 % | 6 | 206 | 2 359 |
| BNA ASSURANCES | TN0007680010 | AMI | 13 | 12 | 5 421 | 13 010 | 2,400 | -2,83 % | | 2,470 | 2,400 | -2,83 % | 2,450 | -2,04 % | 464 | 350 776 | 823 457 |
| Total | | | | 12 | 5 421 | 13 010 | | | | | | | | | 475 | 351 939 | 829 509 |

Lignes secondaires

| Séance du jour | | | | | | | | | | Année 2025 | | |
|-----------------------|--------------|-------|--------|----------|----------|-----------------|---------------|------------|--|------------|----------|-----------------|
| Emetteur / Valeur | Code ISIN | MNEMO | Groupe | Echanges | Quantité | Capitaux en TND | Dernier cours | Indicateur | | Echanges | Quantité | Capitaux en TND |
| BNA ASSURANCES | | | | | | | | | | | | |
| AMI DA 1/4 110817 | TN0007680044 | AMI17 | 33 | | | | | | | NC | 0 | 0 |
| AMI DA27/35 241120 | TN0007680051 | AMI20 | 33 | | | | | | | NC | 0 | 0 |
| Total | | | | 0 | 0 | 0 | | | | | 0 | 0 |