

04 mai 2026

| LU | MA | ME | JE | VE | SA | DI |
|----|----|----|----|----|----|----|
| | | | | 01 | 02 | 03 |
| 04 | 05 | 06 | 07 | 08 | 09 | 10 |
| 11 | 12 | 13 | 14 | 15 | 16 | 17 |
| 18 | 19 | 20 | 21 | 22 | 23 | 24 |
| 25 | 26 | 27 | 28 | 29 | 30 | 31 |

PHYSIONOMIE BOURSIÈRE 2026

Sommaire

■ Indicateurs & Activité des Marchés

2

■ Marché Principal : Palmarès

4

■ Marché Principal : Par compartiment & Groupe de cotation

6

■ Marché Principal : Par catégorie d'avoirs

8

■ Marché Obligataire

9

■ Marché Hors Cote

10

■ Récap sur l'année

11

■ Instruments

21

Indicateurs & Activité des marchés

Séance du 04/05/2026

Cap.Boursière (MD) **41 960**

Var. du jour : **0,49%**

Var. annuelle : **21,04%**

| Marchés | Echanges bloc | Quantité bloc | Capitaux bloc | Echanges | Quantité | Capitaux (TND) |
|------------------|---------------|---------------|---------------|----------|----------|----------------|
| Marché Principal | 0 | 0 | 0 | 3 415 | 912 556 | 9 652 837 |

| Sociétés Cotées | Hausse | Baisse | Inchangé | NC | Suspendu |
|-----------------|--------|--------|----------|----|----------|
| 75 | 30 | 26 | 11 | 6 | 2 |

Capitaux traités en TND

Séance du jour

11 997 663

Total

9 652 837

Cote : Titres de capital

2 039 323

Cote : Titres de créance

50 012

Hors Cote

255 490

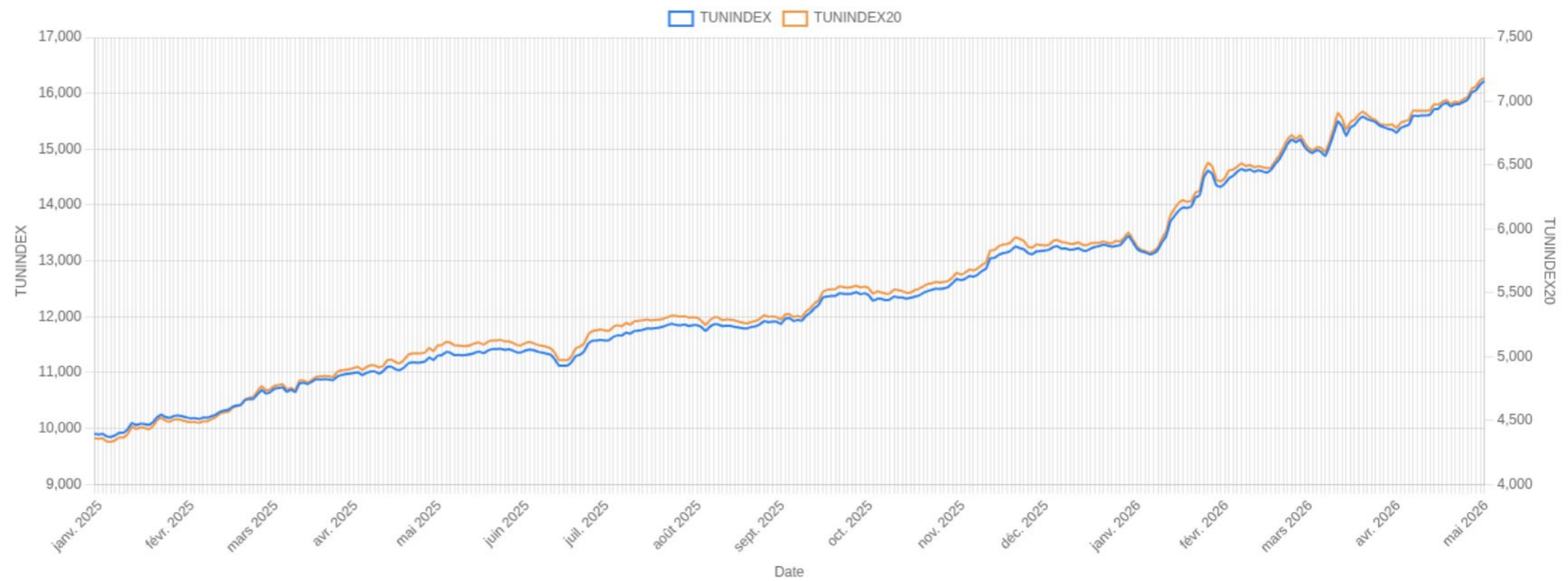
Enregistrements

0

Déclarations

| TUNINDEX | Var. du jour | Plus haut de l'année | Plus bas de l'année |
|------------------|---------------|----------------------|---------------------|
| 16 154,95 | 0,61% | 16 154,95 | 13 119,98 |
| | Var. annuelle | 04/05/2026 | 08/01/2026 |
| | 20,11% | | |

| TUNINDEX20 | Var. du jour | Plus haut de l'année | Plus bas de l'année |
|-----------------|---------------|----------------------|---------------------|
| 7 165,70 | 0,68% | 7 165,70 | 5 814,06 |
| | Var. annuelle | 04/05/2026 | 08/01/2026 |
| | 19,92% | | |



Quantités traitées

Séance du jour

956 175

Total

912 556

Cote : Titres de capital

20 000

Cote : Titres de créance

1 001

Hors Cote

22 618

Enregistrements

0

Déclarations

| Indices sectoriels | Indice du jour | Indice veille | Var. du jour | Var. sur l'année | Poids dans TUNINDEX | Plus haut de l'année | Plus bas de l'année |
|--|----------------|---------------|--------------|------------------|---------------------|----------------------|---------------------|
| INDICES DES SOCIETES FINANCIERES | 12 489,00 | 12 380,20 | 0,88% | 19,80% | 63,29% | 04/05/2026 | 12 489,00 |
| INDICES DES BANQUES | 11 632,43 | 11 507,02 | 1,09% | 20,30% | 55,75% | 04/05/2026 | 11 632,43 |
| INDICES DES ASSURANCE | 22 846,25 | 23 126,87 | -1,21% | 15,35% | 4,19% | 30/04/2026 | 23 126,87 |
| INDICES DES SERVICES FINANCIERS | 21 969,96 | 21 957,96 | 0,05% | 17,29% | 3,35% | 25/03/2026 | 22 592,47 |
| INDICES DES SERVICES AUX CONSOMMATEURS | 6 325,31 | 6 226,48 | 1,59% | 26,91% | 3,61% | 04/05/2026 | 6 325,31 |
| INDICES DE DISTRIBUTION | 9 965,51 | 9 809,79 | 1,59% | 26,91% | 3,61% | 04/05/2026 | 9 965,51 |
| INDICES DES BIENS DE CONSOMMATION | 13 591,44 | 13 576,82 | 0,11% | 19,71% | 21,41% | 04/05/2026 | 13 591,44 |
| INDICES AGRO ALIMENTAIRE ET BOISSONS | 17 785,60 | 17 755,54 | 0,17% | 26,46% | 17,29% | 04/05/2026 | 17 785,60 |
| INDICES DES PRODUITS MENAGERS ET DE SOIN PERSONNEL | 3 468,29 | 3 473,49 | -0,15% | -2,18% | 4,13% | 15/01/2026 | 3 719,77 |
| INDICES DES INDUSTRIES | 2 227,30 | 2 244,10 | -0,75% | 23,69% | 7,63% | 29/04/2026 | 2 259,62 |
| INDICES DE BATIMENT ET MATERIAUX DE CONSTRUCTION | 789,41 | 805,55 | -2,00% | 1,40% | 2,82% | 20/04/2026 | 830,87 |
| INDICES DES MATERIAUX DE BASE | 7 349,25 | 7 264,45 | 1,17% | 8,17% | 1,84% | 26/03/2026 | 8 042,04 |

Nombre de transactions

Séance du jour

3 455

Total

3 415

Cote : Titres de capital

2

Cote : Titres de créance

2

Hors Cote

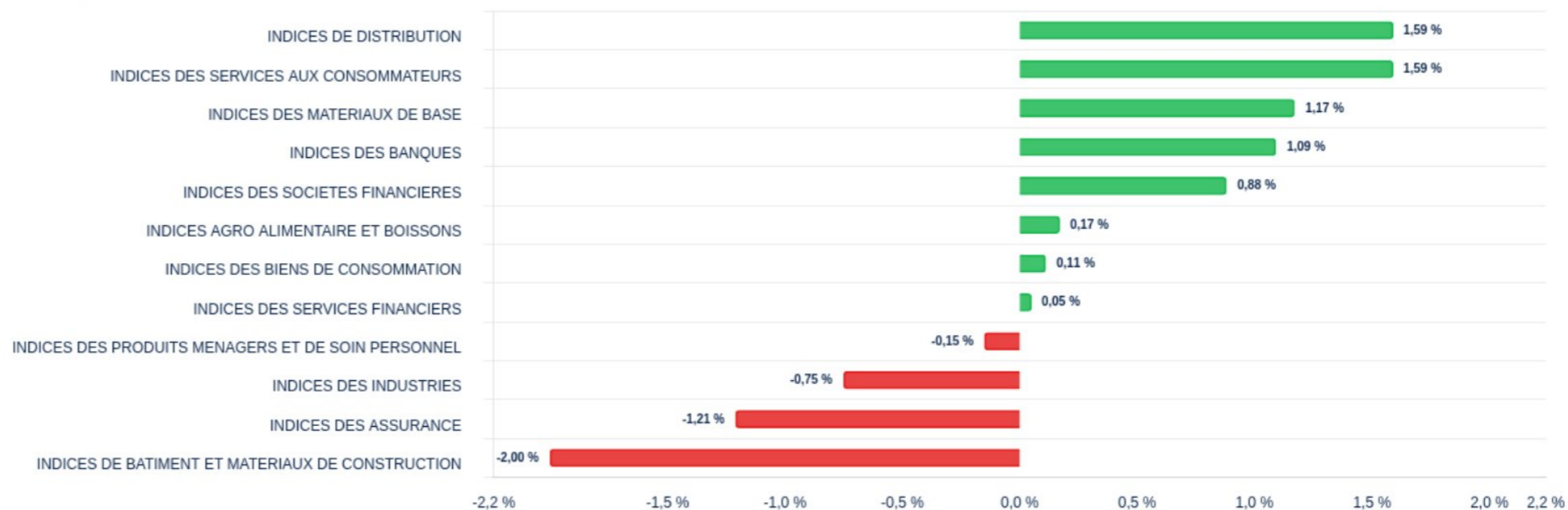
36

Enregistrements

0

Déclarations

Variation journalière des indices sectoriels

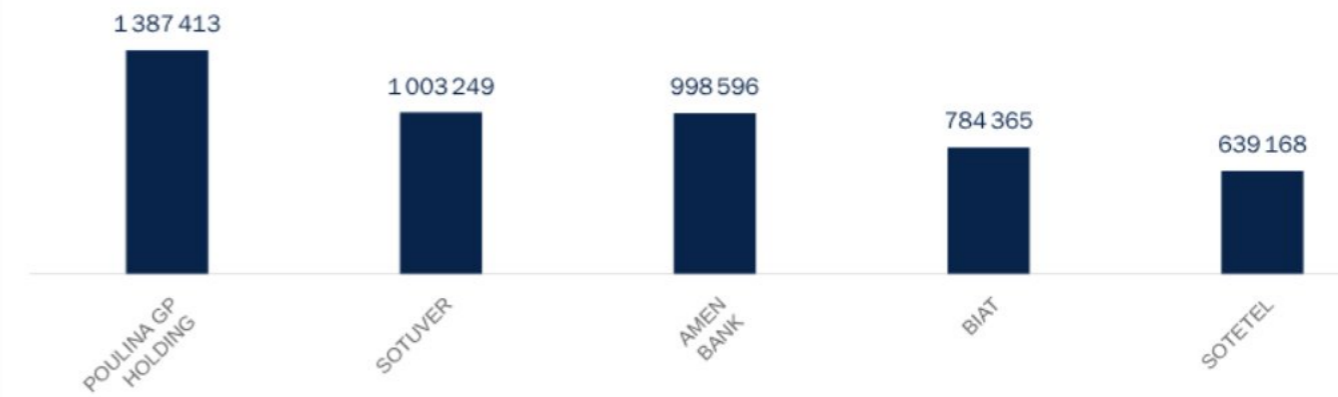


Marché Principal : Palmarès

Valeurs les plus actives

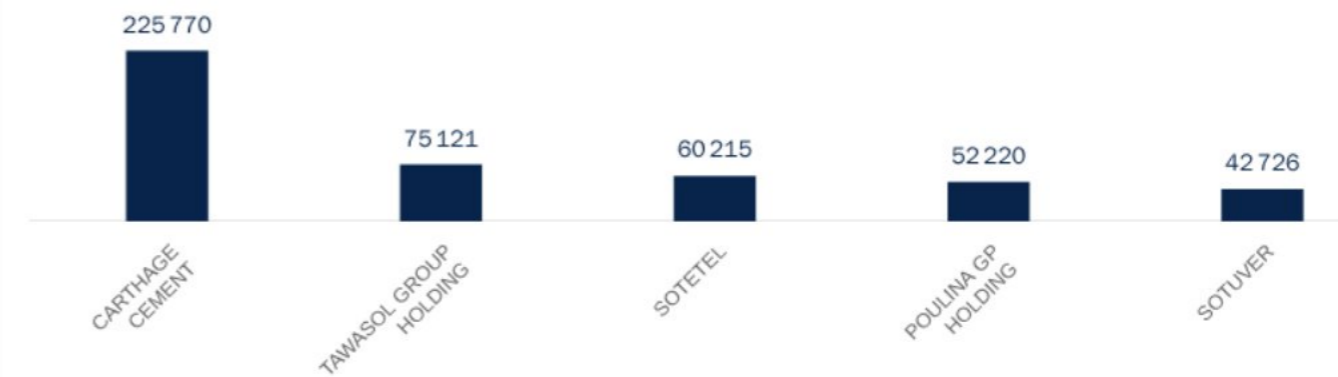
| Valeur | Compartiment | Groupe | Capitaux en TND ▼ |
|--------------------|--------------|--------|-------------------|
| POULINA GP HOLDING | A | 11 | 1 387 413 |
| SOTUVER | A | 11 | 1 003 249 |
| AMEN BANK | A | 11 | 998 596 |
| BIAT | A | 11 | 784 365 |
| SOTETEL | B | 11 | 639 168 |

Capitaux en TND

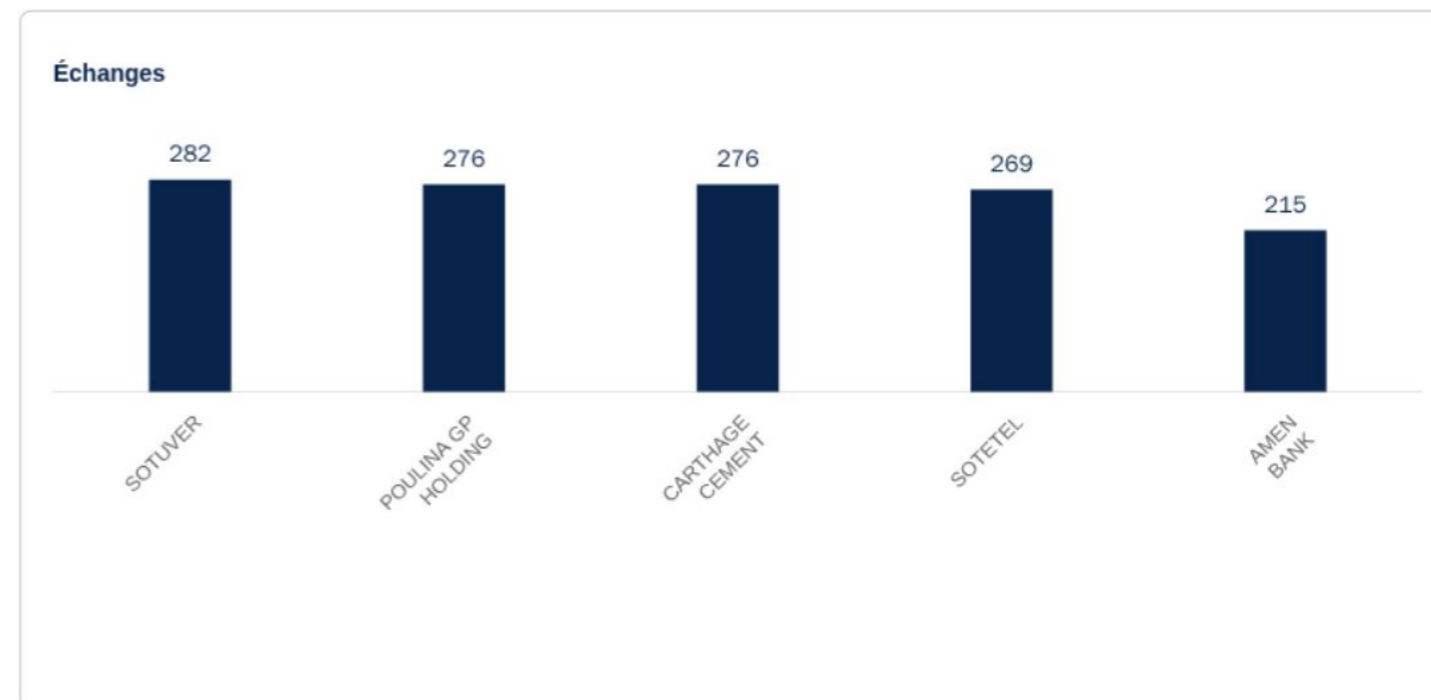


| Valeur | Compartiment | Groupe | Quantité ▼ |
|-----------------------|--------------|--------|------------|
| CARTHAGE CEMENT | A | 11 | 225 770 |
| TAWASOL GROUP HOLDING | S | 99 | 75 121 |
| SOTETEL | B | 11 | 60 215 |
| POULINA GP HOLDING | A | 11 | 52 220 |
| SOTUVER | A | 11 | 42 726 |

Quantité



| Valeur | Compartiment | Groupe | Échanges ▼ |
|--------------------|--------------|--------|------------|
| SOTUVER | A | 11 | 282 |
| POULINA GP HOLDING | A | 11 | 276 |
| CARTHAGE CEMENT | A | 11 | 276 |
| SOTETEL | B | 11 | 269 |
| AMEN BANK | A | 11 | 215 |

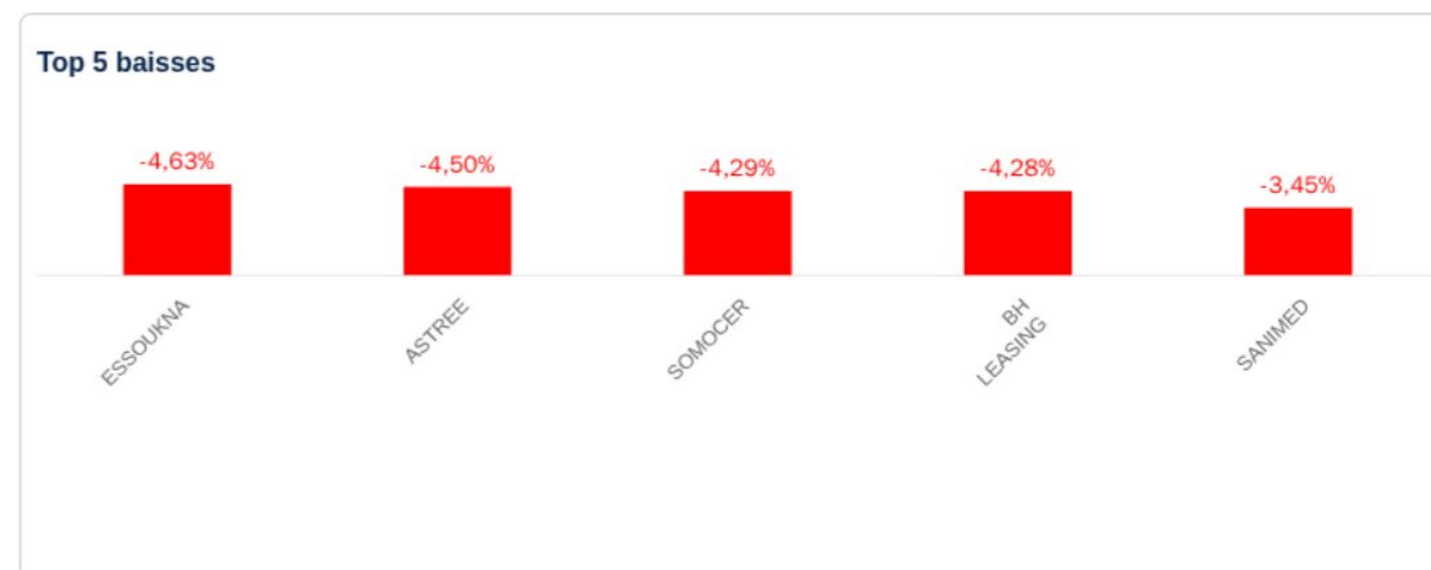


Principaux écarts

| Valeur | Groupe | Cours de Clôture | Var. du Jour ▼ |
|------------------------------------|--------|------------------|----------------|
| SOTETEL | 11 | 10,740 | 5,92% |
| BEST LEASE | 12 | 2,550 | 3,24% |
| STB | 11 | 4,740 | 3,04% |
| Société Tunisienne de l'Automobile | 11 | 64,400 | 3,04% |
| SOTUMAG | 11 | 10,590 | 2,82% |



| Valeur | Groupe | Cours de Clôture | Var. du Jour ▼ |
|------------|--------|------------------|----------------|
| ESSOUKNA | 11 | 3,710 | -4,63% |
| ASTREE | 12 | 64,740 | -4,50% |
| SOMOCER | 99 | 0,670 | -4,29% |
| BH LEASING | 12 | 3,800 | -4,28% |
| SANIMED | 99 | 0,560 | -3,45% |

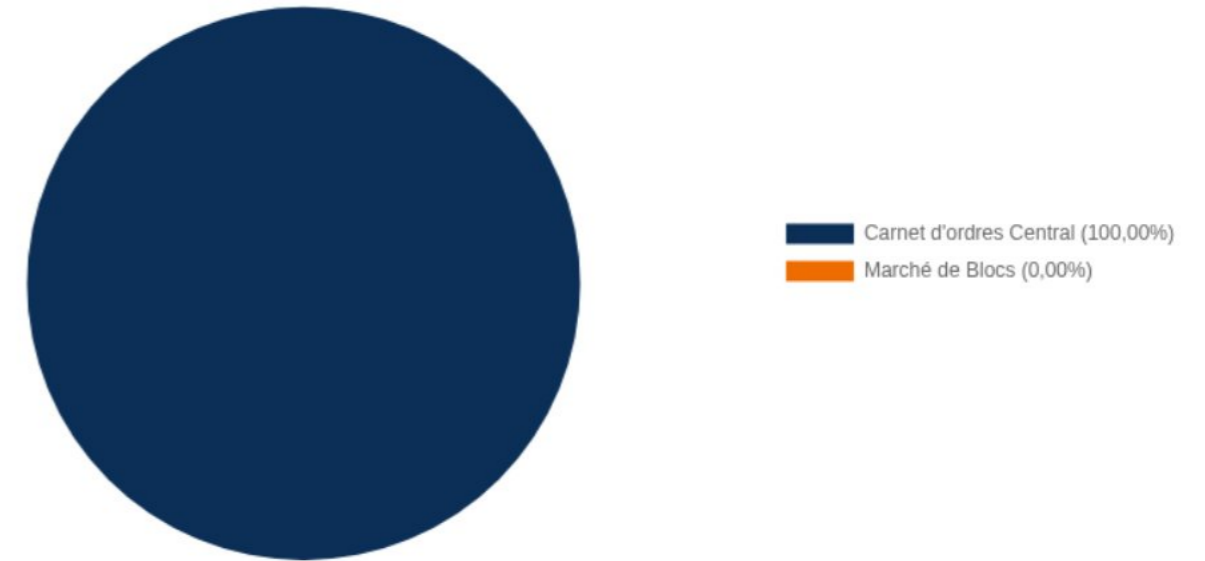


Marché Principal : par compartiment & par groupe de cotation

Répartition du volume entre Carnet d'ordres central et Marchés de blocs

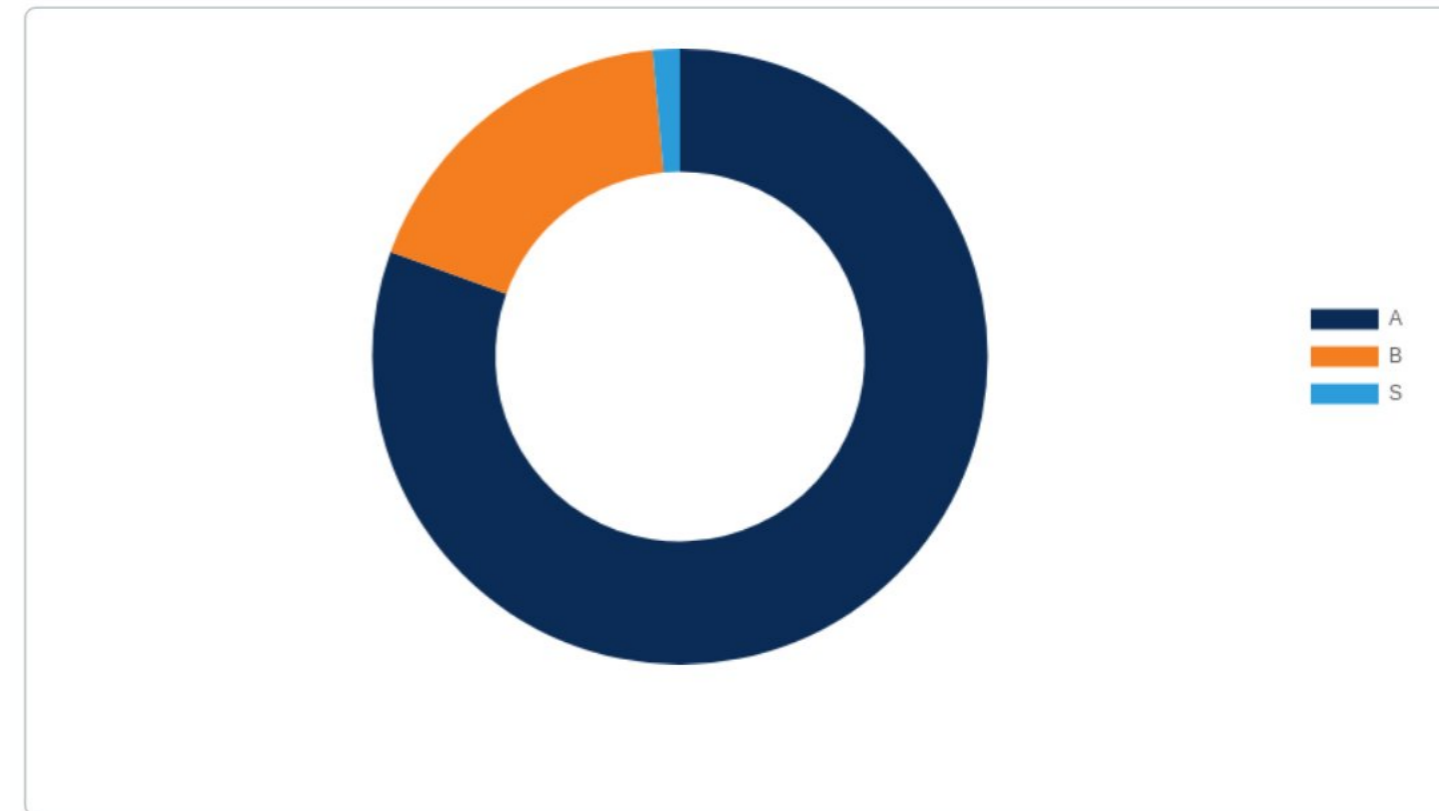
| Marché | Échanges | Quantité | Capitaux en TND | Capitaux en % ▼ |
|-------------------------|--------------|----------------|------------------|-----------------|
| Carnet d'ordres Central | 3 415 | 912 556 | 9 652 837 | 100,00% |
| Marché de Blocs | 0 | 0 | 0 | 0,00% |
| Total | 3 415 | 912 556 | 9 652 837 | 100,00% |

Répartition du volume entre Carnet d'ordres central et Marché de blocs



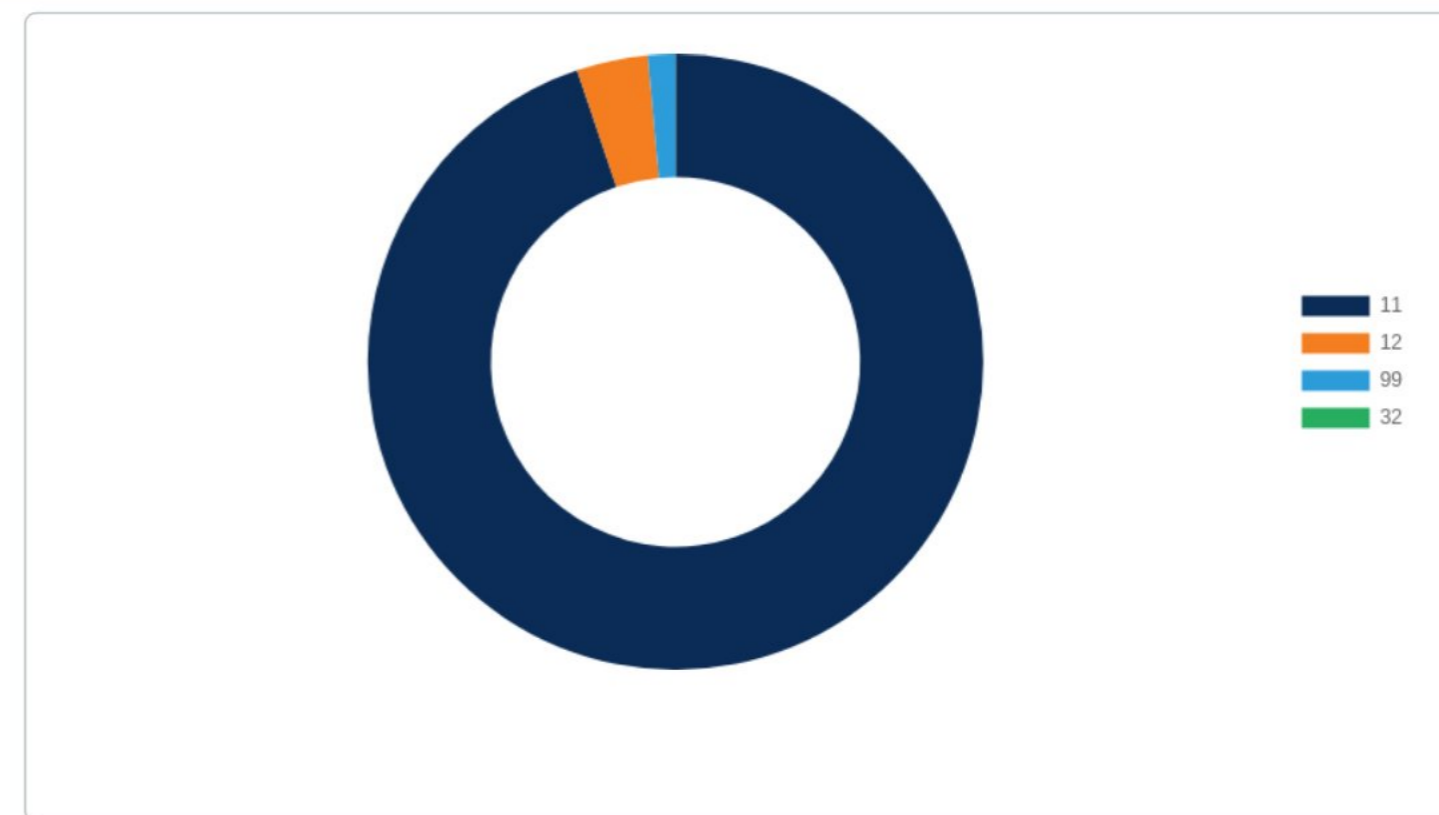
Répartition du volume par Compartiment

| Compartiment | Échanges | Quantité | Capitaux en TND | Capitaux en % ▼ |
|--------------|-------------|----------------|------------------|-----------------|
| A | 2452 | 611 798 | 7 772 141 | 80,52% |
| B | 864 | 170 962 | 1 743 228 | 18,06% |
| S | 99 | 129 796 | 137 469 | 1,42% |
| Total | 3415 | 912 556 | 9 652 837 | 100,00% |



Répartition du volume par groupe de cotation

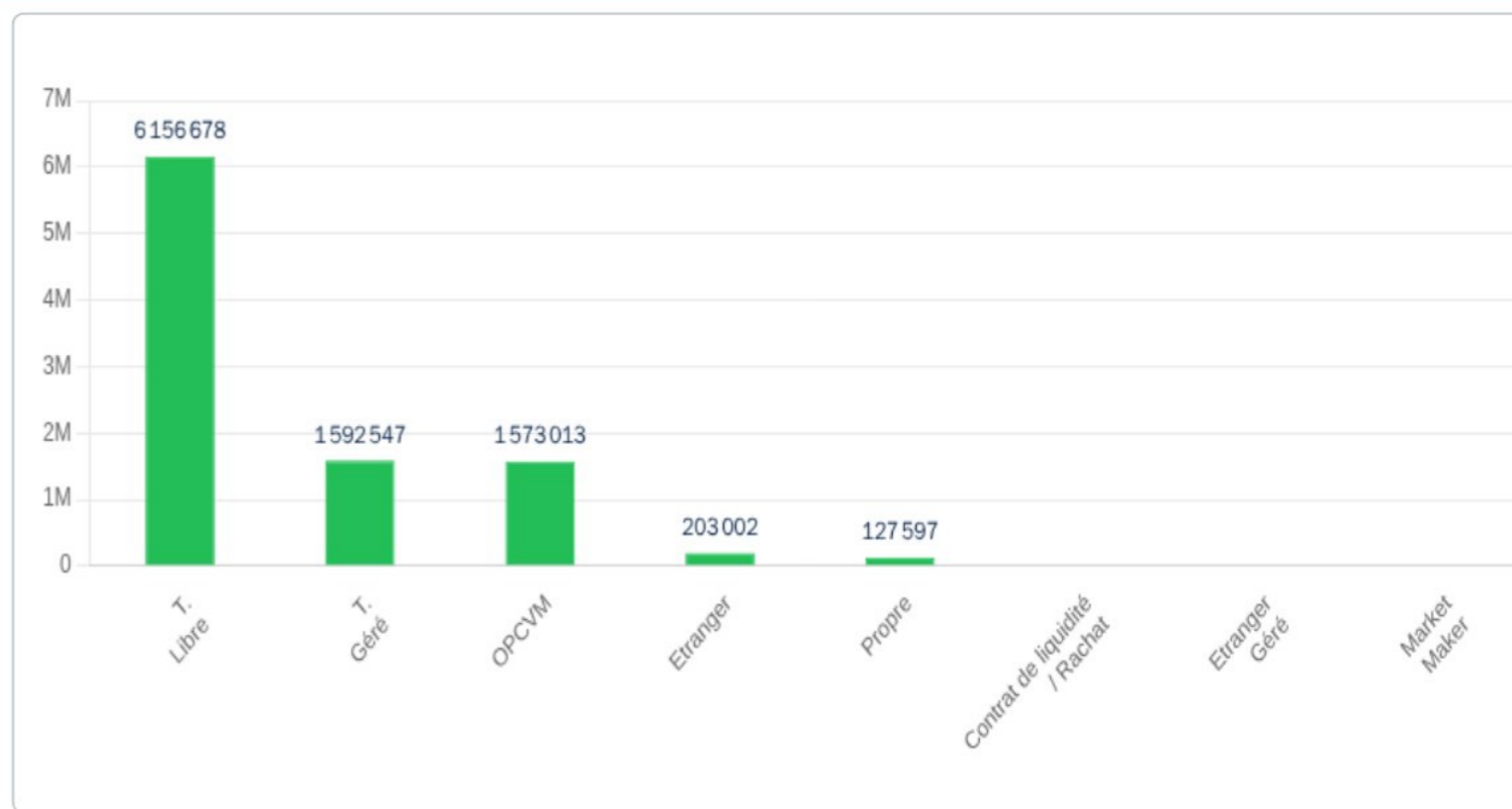
| Groupe de cotation | Échanges | Quantité | Capitaux en TND | Capitaux en % ▼ |
|--------------------|-------------|----------------|------------------|-----------------|
| 11 | 3157 | 748 470 | 9 152 374 | 94,82% |
| 12 | 102 | 33 978 | 362 045 | 3,75% |
| 99 | 99 | 129 796 | 137 469 | 1,42% |
| 32 | 57 | 312 | 950 | 0,01% |
| Total | 3415 | 912 556 | 9 652 837 | 100,00% |



Marché Principal : par catégorie d'avois

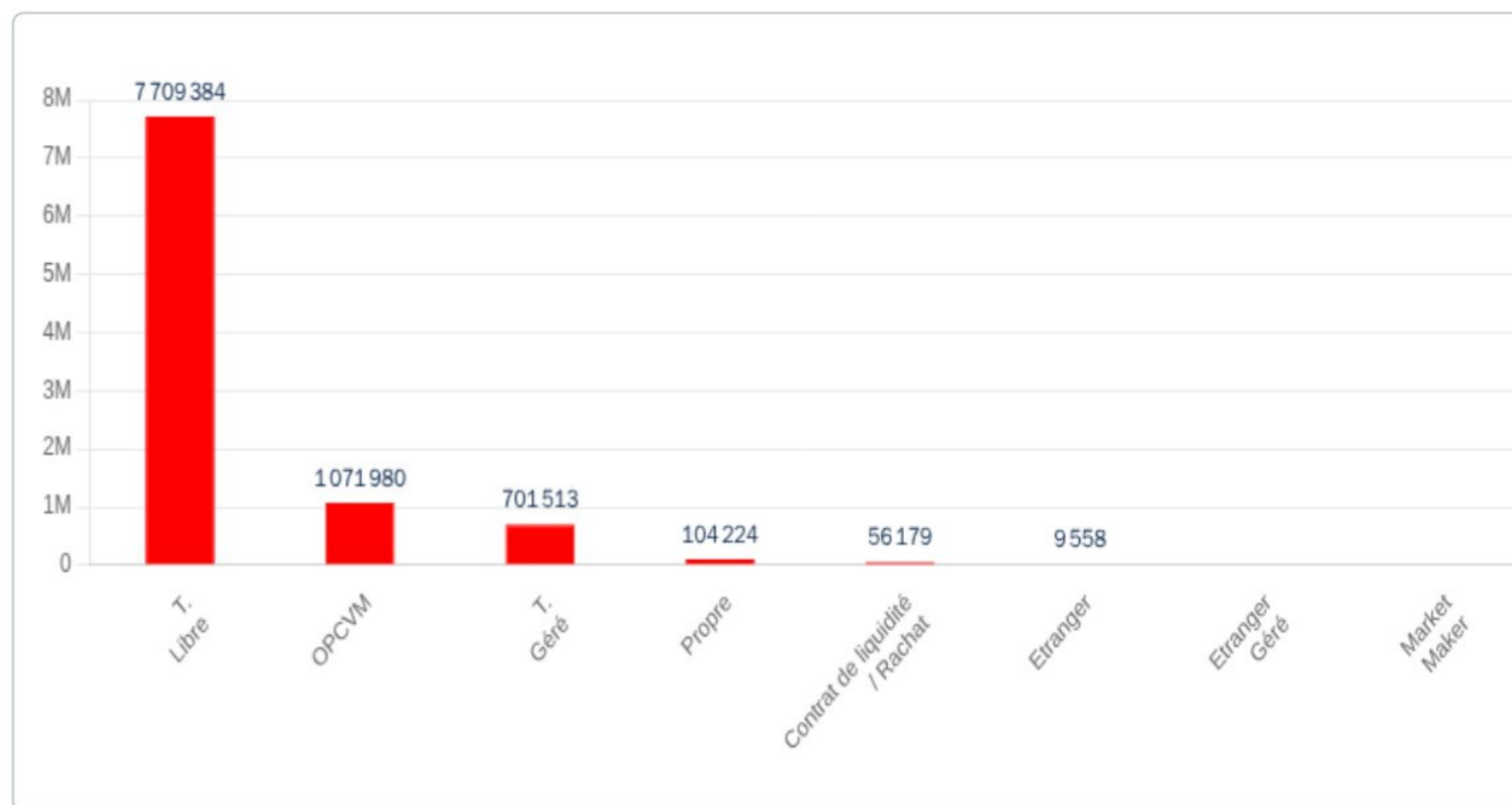
Achat

| Achat | Echanges | Quantité | Capitaux en TND | Capitaux en % |
|-------------------------------|--------------|----------------|------------------|----------------|
| T. Libre | 2 690 | 707 743 | 6 156 678 | 63,78% |
| T. Géré | 363 | 91 114 | 1 592 547 | 16,50% |
| OPCVM | 238 | 95 002 | 1 573 013 | 16,30% |
| Etranger | 47 | 7 617 | 203 002 | 2,10% |
| Propre | 77 | 11 080 | 127 597 | 1,32% |
| Contrat de liquidité / Rachat | 0 | 0 | 0 | 0,00% |
| Etranger Géré | 0 | 0 | 0 | 0,00% |
| Market Maker | 0 | 0 | 0 | 0,00% |
| Total | 3 415 | 912 556 | 9 652 837 | 100,00% |



Vente

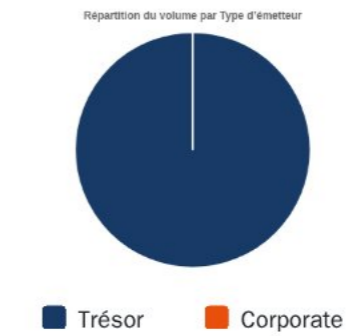
| Vente | Echanges | Quantité | Capitaux en TND | Capitaux en % |
|-------------------------------|--------------|----------------|------------------|----------------|
| T. Libre | 2 893 | 806 534 | 7 709 384 | 79,87% |
| OPCVM | 120 | 35 371 | 1 071 980 | 11,11% |
| T. Géré | 332 | 52 940 | 701 513 | 7,27% |
| Propre | 49 | 13 705 | 104 224 | 1,08% |
| Contrat de liquidité / Rachat | 15 | 1 766 | 56 179 | 0,58% |
| Etranger | 6 | 2 240 | 9 558 | 0,10% |
| Etranger Géré | 0 | 0 | 0 | 0,00% |
| Market Maker | 0 | 0 | 0 | 0,00% |
| Total | 3 415 | 912 556 | 9 652 837 | 100,00% |



Marché Obligataire

Type d'émetteur

| Type d'émetteur | Echange | Quantité | Capitaux en TND ▼ | Capitaux en % |
|-----------------|----------|---------------|-------------------|----------------|
| Trésor | 2 | 20 000 | 2 039 323 | 100,00% |
| Corporate | 0 | 0 | 0 | 0,00% |
| Total | 2 | 20 000 | 2 039 323 | 100,00% |



| Achat | Echanges | Quantité | Capitaux en TND | Capitaux en % |
|-------------------------------|----------|---------------|------------------|----------------|
| OPCVM | 2 | 20 000 | 2 039 323 | 100,00% |
| Contrat de liquidité / Rachat | 0 | 0 | 0 | 0,00% |
| Propre | 0 | 0 | 0 | 0,00% |
| Etranger Géré | 0 | 0 | 0 | 0,00% |
| Etranger | 0 | 0 | 0 | 0,00% |
| Market Maker | 0 | 0 | 0 | 0,00% |
| T. Géré | 0 | 0 | 0 | 0,00% |
| T. Libre | 0 | 0 | 0 | 0,00% |
| Total | 2 | 20 000 | 2 039 323 | 100,00% |

| Vente | Echanges | Quantité | Capitaux en TND | Capitaux en % |
|-------------------------------|----------|---------------|------------------|----------------|
| OPCVM | 2 | 20 000 | 2 039 323 | 100,00% |
| Contrat de liquidité / Rachat | 0 | 0 | 0 | 0,00% |
| Propre | 0 | 0 | 0 | 0,00% |
| Etranger Géré | 0 | 0 | 0 | 0,00% |
| Etranger | 0 | 0 | 0 | 0,00% |
| Market Maker | 0 | 0 | 0 | 0,00% |
| T. Géré | 0 | 0 | 0 | 0,00% |
| T. Libre | 0 | 0 | 0 | 0,00% |
| Total | 2 | 20 000 | 2 039 323 | 100,00% |

Marché Hors Cote

Cotation Électronique

| Echanges | Quantité | Capitaux en TND |
|----------|----------|-----------------|
| 1 | 1 | 12 |

Répartition par catégorie de donneurs d'ordres

| Achat | Echanges | Quantité | Capitaux en TND | Capitaux en % |
|--------------|----------|----------|-----------------|---------------|
| T. Libre | 1 | 1 | 12 | 100,00 |
| Total | 1 | 1 | 12 | 100,00 |

| Vente | Echanges | Quantité | Capitaux en TND | Capitaux en % |
|--------------|----------|----------|-----------------|---------------|
| T. Libre | 1 | 1 | 12 | 100,00 |
| Total | 1 | 1 | 12 | 100,00 |

Cotation sur Panneaux : Les enchères

| Echanges | Quantité | Capitaux en TND |
|----------|----------|-----------------|
| 1 | 1 000 | 50 000 |

Répartition par catégorie de donneurs d'ordres

| Achat | Echanges | Quantité | Capitaux en TND | Capitaux en % |
|--------------|----------|--------------|-----------------|---------------|
| T. Libre | 1 | 1 000 | 50 000 | 100,00 |
| Total | 1 | 1 000 | 50 000 | 100,00 |

| Vente | Echanges | Quantité | Capitaux en TND | Capitaux en % |
|--------------|----------|--------------|-----------------|---------------|
| T. Libre | 1 | 1 000 | 50 000 | 100,00 |
| Total | 1 | 1 000 | 50 000 | 100,00 |

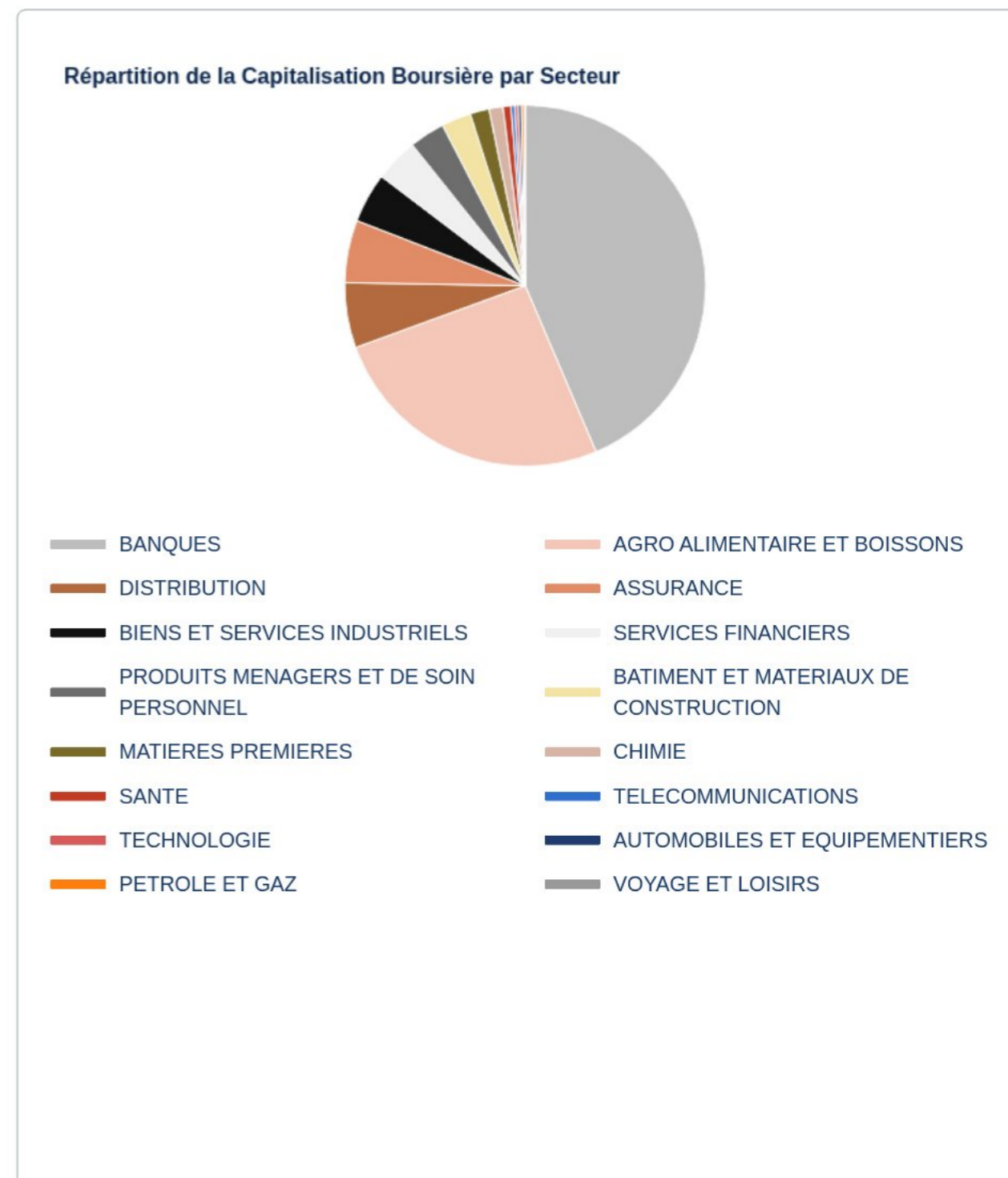
Récap sur l'année

| Marchés ▲ | Echanges cumulés 2026 ‡ | Echanges cumulés 2025 ‡ | Variation ‡ | Quantité cumulée 2026 ‡ | Quantité cumulée 2025 ‡ | Variation ‡ | Capitaux cumulés 2026 en TND ‡ | Capitaux cumulés 2025 en TND ‡ | Variation ‡ |
|---------------------------|----------------------------|----------------------------|----------------|----------------------------|----------------------------|----------------|-----------------------------------|-----------------------------------|----------------|
| Cote : Titres de Capital | 254 293 | 170 168 | 49,44 % | 114 952 228 | 69 330 340 | 65,80 % | 1 440 029 688 | 589 690 677 | 144,20 % |
| Cote : Titres de Créances | 271 | 282 | -3,90 % | 837 470 | 2 191 926 | -61,79 % | 192 256 774 | 170 624 983 | 12,68 % |
| Hors Cote | 54 | 1 600 | -96,63 % | 3 687 | 1 366 418 | -99,73 % | 35 939 | 3 536 554 | -98,98 % |
| Enchères | 27 | 88 | -69,32 % | 16 707 | 183 687 | -90,90 % | 884 742 | 1 950 190 | -54,63 % |
| Enregistrements | 533 | 484 | 10,12 % | 20 938 618 | 28 295 529 | -26,00 % | 505 613 079 | 734 609 124 | -31,17 % |
| Déclarations | 4 | 2 | 100,00 % | 4 | 769 | -99,48 % | 6 387 | 339 010 | -98,12 % |
| Total | 255 182 | 172 624 | 47,83 % | 136 748 714 | 101 368 669 | 34,90 % | 2 138 826 609 | 1 500 750 539 | 42,52 % |

Capitalisation Boursière

| | | | | | | | | | |
|--------------------------------|--------|---------------|---------|-------------------------|--------|--|-------|----------------------|---------|
| Capitalisation boursière en MD | 41 960 | Var. Annuelle | 21,04 % | Participation étrangère | 18,08% | CAP. Boursière flottante ds Tunindex en MD | 9 747 | Cap. Boursière | 100% |
| | | | | | | | | Cap.Flôt.ds Tunindex | 23,23 % |

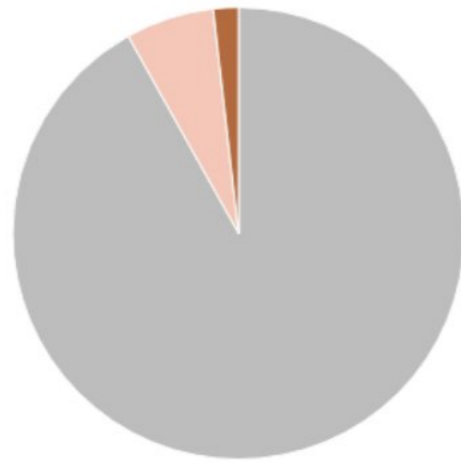
| Secteur | Cap. boursière (MD) ▼ | En % | Var.annuelle |
|--|-----------------------|-----------------|--------------|
| BANQUES | 18 287 | 43,58 % | 1,08 % |
| AGRO ALIMENTAIRE ET BOISSONS | 10 851 | 25,86 % | 0,13 % |
| DISTRIBUTION | 2 445 | 5,83 % | 1,54 % |
| ASSURANCE | 2 350 | 5,60 % | -1,13 % |
| BIENS ET SERVICES INDUSTRIELS | 1 874 | 4,47 % | -0,20 % |
| SERVICES FINANCIERS | 1 641 | 3,91 % | 0,14 % |
| PRODUITS MENAGERS ET DE SOIN PERSONNEL | 1 333 | 3,18 % | -0,12 % |
| BATIMENT ET MATERIAUX DE CONSTRUCTION | 1 113 | 2,65 % | -1,77 % |
| MATIERES PREMIERES | 717 | 1,71 % | 1,59 % |
| CHIMIE | 524 | 1,25 % | 0,04 % |
| SANTE | 295 | 0,70 % | -0,11 % |
| TELECOMMUNICATIONS | 139 | 0,33 % | 1,35 % |
| TECHNOLOGIE | 127 | 0,30 % | -1,88 % |
| AUTOMOBILES ET EQUIPEMENTIERS | 122 | 0,29 % | -1,46 % |
| PETROLE ET GAZ | 104 | 0,25 % | 0,20 % |
| VOYAGE ET LOISIRS | 37 | 0,09 % | 0,00 % |
| Total | 41 960 | 100,00 % | |



| Valeur | Cap. Boursière en MD | En % |
|--------------------|----------------------|----------------|
| BIAT | 6 120 | 14,59 % |
| POULINA GP HOLDING | 4 851 | 11,56 % |
| SFBT | 3 807 | 9,07 % |
| ATTIJARI BANK | 3 525 | 8,40 % |
| AMEN BANK | 2 233 | 5,32 % |
| Total | 20 537 | 48,94 % |

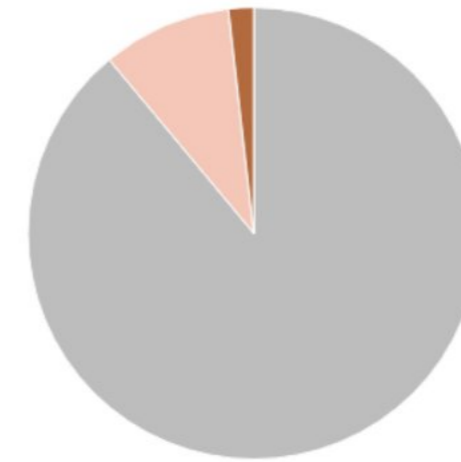


Répartition de la Capitalisation Boursière par groupe de cotation



11
 12
 99

Répartition de la Capitalisation Boursière par compartiment

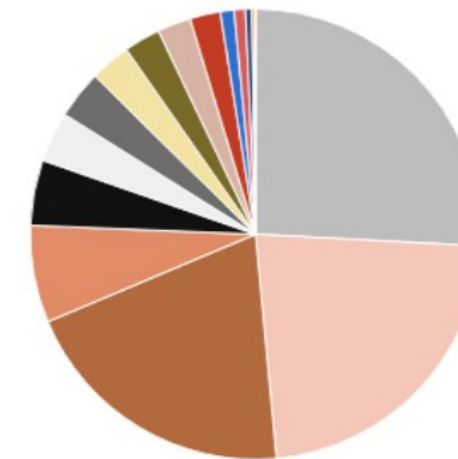


A
 B
 S

Activité par secteur

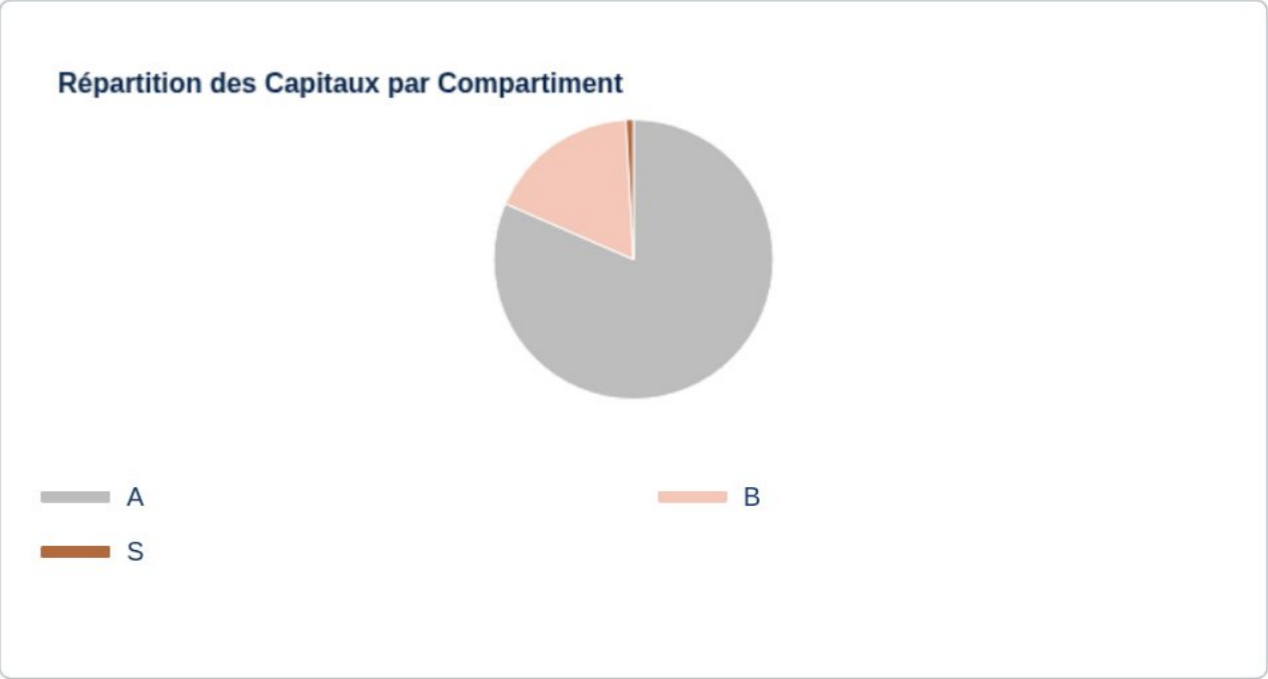
| Secteur | Échanges | Quantité | Capitaux en TND | Capitaux en % |
|--|----------------|--------------------|----------------------|-----------------|
| AGRO ALIMENTAIRE ET BOISSONS | 31 899 | 17 488 430 | 372 017 180 | 25,83 % |
| BIENS ET SERVICES INDUSTRIELS | 32 040 | 26 347 728 | 326 551 729 | 22,68 % |
| BANQUES | 55 773 | 16 449 631 | 290 085 856 | 20,14 % |
| DISTRIBUTION | 18 259 | 6 555 771 | 100 399 827 | 6,97 % |
| ASSURANCE | 14 981 | 4 309 735 | 67 654 659 | 4,70 % |
| PRODUITS MENAGERS ET DE SOIN PERSONNEL | 23 205 | 6 076 256 | 51 775 642 | 3,60 % |
| SERVICES FINANCIERS | 12 598 | 2 446 724 | 49 737 631 | 3,45 % |
| TECHNOLOGIE | 7 842 | 4 355 906 | 41 938 208 | 2,91 % |
| MATIERES PREMIERES | 12 083 | 3 334 551 | 37 790 535 | 2,62 % |
| SANTE | 8 366 | 3 710 998 | 34 565 672 | 2,40 % |
| BATIMENT ET MATERIAUX DE CONSTRUCTION | 19 466 | 15 896 074 | 31 515 323 | 2,19 % |
| TELECOMMUNICATIONS | 7 590 | 4 719 495 | 14 119 438 | 0,98 % |
| CHIMIE | 4 849 | 134 746 | 11 674 757 | 0,81 % |
| AUTOMOBILES ET EQUIPEMENTIERS | 3 068 | 2 004 015 | 6 405 369 | 0,44 % |
| PETROLE ET GAZ | 1 434 | 138 730 | 3 460 575 | 0,24 % |
| VOYAGE ET LOISIRS | 840 | 983 438 | 337 287 | 0,02 % |
| Total | 254 293 | 114 952 228 | 1 440 029 688 | 100.00 % |

Répartition des Capitaux par Secteur



Par compartiment & Groupe de cotation

| Compartiment | Échanges | Quantité | Capitaux en TND | Capitaux en % |
|--------------|----------------|--------------------|----------------------|-----------------|
| A | 173 337 | 82 464 532 | 1 174 123 562 | 81,53 % |
| B | 71 665 | 22 210 464 | 253 402 441 | 17,60 % |
| S | 9 291 | 10 277 232 | 12 503 685 | 0,87 % |
| Total | 254 293 | 114 952 228 | 1 440 029 688 | 100.00 % |



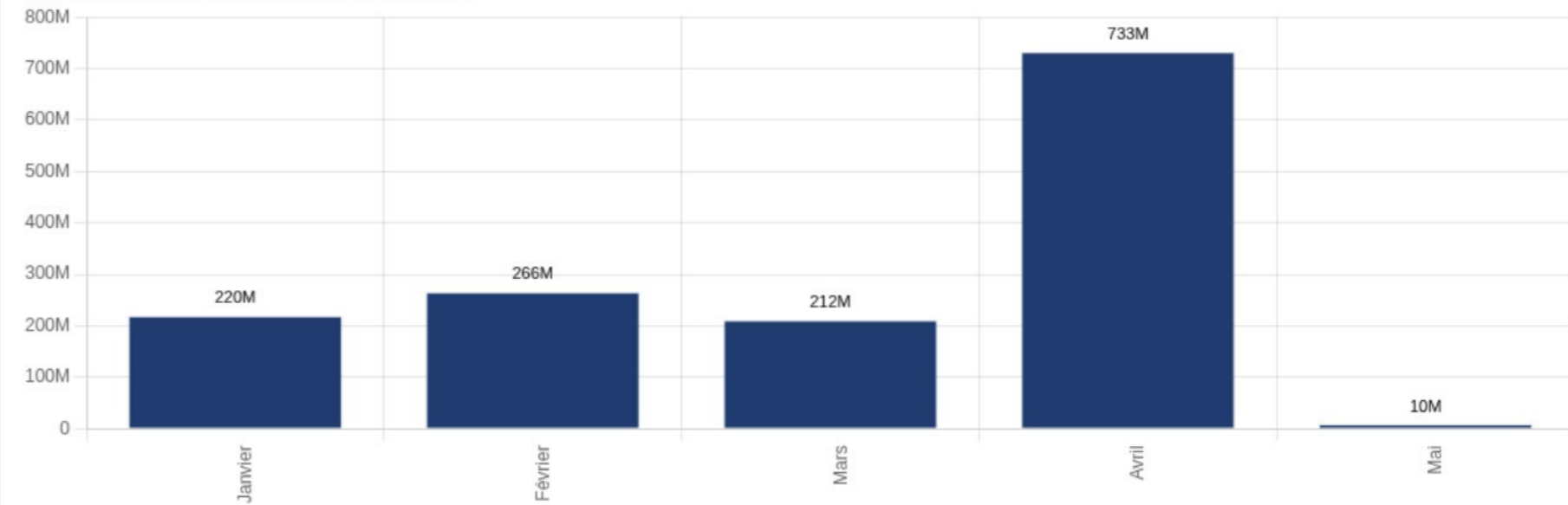
| Groupe de cotation | Échanges | Quantité | Capitaux en TND | Capitaux en % |
|--------------------|----------------|--------------------|----------------------|-----------------|
| 11 | 234 539 | 102 231 249 | 1 392 710 575 | 96,71 % |
| 12 | 6 546 | 2 407 107 | 34 598 133 | 2,40 % |
| 99 | 9 147 | 10 276 584 | 12 499 052 | 0,87 % |
| 32 | 4 061 | 37 288 | 221 927 | 0,02 % |
| Total | 254 293 | 114 952 228 | 1 440 029 688 | 100.00 % |



Evolution mensuelle des capitaux traités

| Mois | Echanges | Quantité | Capitaux en TND | Capitaux en % |
|--------------|----------------|--------------------|----------------------|-----------------|
| Janvier | 65 451 | 22 655 830 | 219 882 904 | 15,27 % |
| Février | 51 872 | 19 595 841 | 265 912 216 | 18,47 % |
| Mars | 56 293 | 19 512 185 | 211 685 738 | 14,70 % |
| Avril | 77 262 | 52 275 816 | 732 895 993 | 50,89 % |
| Mai | 3 415 | 912 556 | 9 652 837 | 0,67 % |
| Total | 254 293 | 114 952 228 | 1 440 029 688 | 100.00 % |

Capitaux traités sur la cote de la bourse



Achat

| Mois | Contrat de liquidité / Rachat | Etranger | Etranger Géré | Market Maker | OPCVM | Propre | T. Géré | T. Libre | Total |
|--------------|-------------------------------|--------------------|----------------|--------------|--------------------|-------------------|--------------------|--------------------|----------------------|
| Janvier | 357 291 | 5 865 195 | 86 909 | | 39 720 950 | 2 089 700 | 27 643 306 | 144 119 552 | 219 882 904 |
| Février | 119 160 | 2 790 003 | 12 834 | | 41 701 853 | 4 939 271 | 18 888 468 | 197 460 626 | 265 912 216 |
| Mars | 508 428 | 5 686 372 | 14 758 | | 48 346 467 | 13 322 224 | 22 258 374 | 121 549 116 | 211 685 738 |
| Avril | 747 296 | 212 216 464 | 31 006 | | 54 963 513 | 1 416 571 | 30 458 808 | 433 062 335 | 732 895 993 |
| Mai | | 203 002 | | | 1 573 013 | 127 597 | 1 592 547 | 6 156 678 | 9 652 837 |
| Total | 1 732 175 | 226 761 035 | 145 507 | | 186 305 796 | 21 895 363 | 100 841 504 | 902 348 308 | 1 440 029 688 |

Vente

| Mois | Contrat de liquidité / Rachat | Etranger | Etranger Géré | Market Maker | OPCVM | Propre | T. Géré | T. Libre | Total |
|--------------|-------------------------------|------------------|----------------|--------------|--------------------|-------------------|-------------------|----------------------|----------------------|
| Janvier | 437 318 | 641 174 | 22 682 | | 35 671 117 | 532 921 | 26 363 928 | 156 213 763 | 219 882 904 |
| Février | 2 253 002 | 319 932 | 2 994 | | 28 168 288 | 2 921 846 | 24 090 553 | 208 155 601 | 265 912 216 |
| Mars | 1 513 763 | 1 167 049 | 9 788 | | 24 063 879 | 14 036 657 | 20 061 777 | 150 832 827 | 211 685 738 |
| Avril | 1 415 331 | 2 448 274 | 65 193 | | 39 438 845 | 2 691 747 | 24 449 249 | 662 387 353 | 732 895 993 |
| Mai | 56 179 | 9 558 | | | 1 071 980 | 104 224 | 701 513 | 7 709 384 | 9 652 837 |
| Total | 5 675 593 | 4 585 987 | 100 657 | | 128 414 110 | 20 287 395 | 95 667 020 | 1 185 298 927 | 1 440 029 688 |

Marché de Bloc

Marché de Bloc

| Mois | Etranger | Propre | T.Libre | Total |
|--------------|--------------------|-------------------|--------------------|--------------------|
| Janvier | | | 4 345 300 | 4 345 300 |
| Février | | | 67 271 000 | 67 271 000 |
| Mars | | 11 443 526 | | 11 443 526 |
| Avril | 210 984 361 | | 251 347 250 | 462 331 611 |
| Mai | | | | |
| Total | 210 984 361 | 11 443 526 | 322 963 550 | 545 391 437 |

| Mois | Etranger | Propre | T.Libre | Total |
|--------------|----------|-------------------|--------------------|--------------------|
| Janvier | | | 4 345 300 | 4 345 300 |
| Février | | | 67 271 000 | 67 271 000 |
| Mars | | 11 443 526 | | 11 443 526 |
| Avril | | | 462 331 611 | 462 331 611 |
| Mai | | | | |
| Total | | 11 443 526 | 533 947 911 | 545 391 437 |

| Echanges | Quantité | Capitaux en TND |
|----------|----------|-----------------|
| 271 | 837 470 | 192 256 774 |

Type d'émetteur

| Type d'émetteur | Échanges | Quantité | Capitaux en TND | Capitaux en % |
|-----------------|------------|----------------|--------------------|-----------------|
| Trésor | 236 | 721 325 | 182 499 901 | 94,93 % |
| Corporate | 35 | 116 145 | 9 756 873 | 5,07 % |
| Total | 271 | 837 470 | 192 256 774 | 100.00 % |



Achat

| Catégorie | Échanges | Quantité | Capitaux en TND | Capitaux en % |
|-------------------------------|------------|----------------|--------------------|-----------------|
| OPCVM | 166 | 659 748 | 94 876 862 | 49,35 % |
| Propre | 28 | 86 744 | 92 058 054 | 47,88 % |
| T. Libre | 27 | 74 247 | 4 912 712 | 2,56 % |
| T. Géré | 50 | 16 731 | 409 147 | 0,21 % |
| Contrat de liquidité / Rachat | 0 | 0 | 0 | 0,00 % |
| Étranger Géré | 0 | 0 | 0 | 0,00 % |
| Étranger | 0 | 0 | 0 | 0,00 % |
| Market Maker | 0 | 0 | 0 | 0,00 % |
| Total | 271 | 837 470 | 192 256 774 | 100.00 % |

Vente

| Catégorie | Échanges | Quantité | Capitaux en TND | Capitaux en % |
|-------------------------------|------------|----------------|--------------------|-----------------|
| OPCVM | 82 | 324 296 | 120 952 438 | 62,91 % |
| Propre | 4 | 129 000 | 62 318 342 | 32,41 % |
| T. Libre | 119 | 133 816 | 5 588 359 | 2,91 % |
| T. Géré | 66 | 250 358 | 3 397 634 | 1,77 % |
| Contrat de liquidité / Rachat | 0 | 0 | 0 | 0,00 % |
| Étranger Géré | 0 | 0 | 0 | 0,00 % |
| Étranger | 0 | 0 | 0 | 0,00 % |
| Market Maker | 0 | 0 | 0 | 0,00 % |
| Total | 271 | 837 470 | 192 256 774 | 100.00 % |

Cotation Électronique

| Echanges | Quantité | Capitaux en TND |
|----------|----------|-----------------|
| 54 | 3 687 | 35 939 |

Répartition par catégorie de donneurs d'ordres

| Achat | Echanges | Quantité | Capitaux en TND | Capitaux en % |
|--------------|-----------|--------------|-----------------|-----------------|
| T. Libre | 54 | 3 687 | 35 939 | 100,00 % |
| Total | 54 | 3 687 | 35 939 | 100,00 % |

| Vente | Echanges | Quantité | Capitaux en TND | Capitaux en % |
|--------------|-----------|--------------|-----------------|-----------------|
| T. Libre | 52 | 3 487 | 33 939 | 94,44 % |
| T. Géré | 2 | 200 | 2 000 | 5,56 % |
| Total | 54 | 3 687 | 35 939 | 100,00 % |

Cotation sur Panneaux : Les enchères

| Echanges | Quantité | Capitaux en TND |
|----------|----------|-----------------|
| 27 | 16 707 | 884 742 |

Répartition par catégorie de donneurs d'ordres

| Achat | Echanges | Quantité | Capitaux en TND | Capitaux en % |
|--------------|-----------|---------------|-----------------|-----------------|
| T. Libre | 27 | 16 707 | 884 742 | 100,00 % |
| Total | 27 | 16 707 | 884 742 | 100,00 % |

| Vente | Echanges | Quantité | Capitaux en TND | Capitaux en % |
|--------------|-----------|---------------|-----------------|-----------------|
| T. Libre | 27 | 16 707 | 884 742 | 100,00 % |
| Total | 27 | 16 707 | 884 742 | 100,00 % |

| SIPHAT | TN0006670012 | SIPHA | S | 99 | Fixing | 1800000 | 7,22 | 0,02% | - | - | - | - | - | 4,010 | 0,00% | NC | 0,000 | 0,000 | 3,760 | 6,65% | - | - | - | 43 | 1275 | 5452 | | | |
|------------------------------|--------------|-------|---|----|---------|------------|----------|---------|---|---|---|------|--------|---------|--------|--------|-------|--------|--------|--------|--------|---------|-------|----------|-----------|---------|-----------|------------|--|
| UNIMED | TN0007720014 | UMED | A | 11 | Continu | 32000000 | 287,36 | 0,69% | - | - | - | 39 | 6374 | 57146 | 8,980 | -0,11% | | 9,000 | 8,966 | -0,38% | 9,450 | -4,97% | 1 | 1122600 | 11226000 | 8293 | 3702828 | 34556454 | |
| SERVICES FINANCIERS | | | | | | 131016000 | 1640,58 | 3,91% | - | - | - | 114 | 13628 | 250793 | | | | | | | | 1 | 60000 | 2484000 | 12402 | 2444564 | 49732566 | | |
| ATL | TN0004700100 | ATL | B | 11 | Continu | 32500000 | 287,30 | 0,69% | - | - | - | 25 | 6674 | 58632 | 8,840 | 0,45% | | 8,803 | 8,785 | -0,20% | 6,100 | 44,92% | - | - | - | 2972 | 1004843 | 7531692 | |
| ATTIJARI LEASING | TN0006610018 | TJL | B | 11 | Continu | 2750000 | 101,89 | 0,24% | - | - | - | 6 | 355 | 13145 | 37,050 | 1,51% | | 36,551 | 37,029 | 1,31% | 29,250 | 26,67% | - | - | - | 688 | 63329 | 2070658 | |
| BEST LEASE | TN0007580012 | BL | B | 12 | Fixing | 30000000 | 76,50 | 0,18% | - | - | - | 4 | 1045 | 2665 | 2,550 | 3,24% | | 2,470 | 2,550 | 3,26% | 2,200 | 15,91% | - | - | - | 167 | 43245 | 101476 | |
| BH LEASING | TN0006720049 | BHL | B | 12 | Fixing | 7000000 | 26,60 | 0,06% | - | - | - | 2 | 101 | 384 | 3,800 | -4,28% | | 0,000 | 3,802 | 0,00% | 3,970 | -4,28% | - | - | - | 183 | 24379 | 93670 | |
| CIL | TN0004200853 | CIL | B | 11 | Continu | 7000000 | 222,39 | 0,53% | - | - | - | 32 | 2424 | 77091 | 31,770 | -0,72% | | 31,922 | 31,803 | -0,37% | 28,250 | 20,96% | - | - | - | 2372 | 472329 | 15297905 | |
| HANNIBAL LEASE | TN0007310139 | HL | B | 12 | Fixing | 11000000 | 82,50 | 0,20% | - | - | - | 3 | 505 | 3788 | 7,500 | 0,00% | | 7,500 | 7,500 | 0,00% | 7,600 | -1,32% | - | - | - | 382 | 109749 | 813616 | |
| PLACEMENT DE TUNISIE - SICAF | TN0002500650 | PLTU | B | 12 | Fixing | 1000000 | 41,81 | 0,10% | - | - | - | - | - | - | 41,810 | 0,00% | NC | 0,000 | 0,000 | | 41,800 | 0,02% | - | - | - | 9 | 301 | 12572 | |
| SPDIT - SICAF | TN0001400704 | SPDIT | A | 11 | Continu | 28000000 | 368,20 | 0,88% | - | - | - | 2 | 15 | 198 | 13,150 | 0,00% | | 13,017 | 13,167 | 1,15% | 12,700 | 11,42% | - | - | - | 694 | 156518 | 2103170 | |
| TUNINVEST-SICAR | TN0004100202 | TINV | B | 12 | Fixing | 966000 | 39,41 | 0,09% | - | - | - | 14 | 826 | 33701 | 40,800 | 0,00% | | 40,932 | 40,800 | -0,32% | 42,000 | -2,86% | - | - | - | 811 | 58637 | 2439884 | |
| TUNISIE LEASING ET FACTORING | TN0002100907 | TLS | A | 11 | Continu | 10800000 | 393,98 | 0,94% | - | - | - | 26 | 1683 | 61190 | 36,480 | -0,05% | | 36,356 | 36,358 | 0,00% | 32,750 | 11,39% | 1 | 60000 | 2484000 | 4124 | 511234 | 19267922 | |
| TECHNOLOGIE | | | | | | 14354134 | 127,07 | 0,30% | - | - | - | 92 | 14893 | 155739 | | | | | | | | | | | | | | | |
| AETECH | TN0007500010 | AETEC | S | 99 | Fixing | 2223334 | 0,91 | 0,00% | - | - | - | - | - | - | 0,410 | 0,00% | S | 0,000 | 0,000 | | 0,320 | 28,13% | - | - | - | 20 | 11728 | 4568 | |
| TELNET HOLDING | TN0007440019 | TLNET | B | 11 | Continu | 12130800 | 126,16 | 0,30% | - | - | - | 92 | 14893 | 155739 | 10,400 | -1,89% | | 10,546 | 10,457 | -0,84% | 6,840 | 52,05% | - | - | - | 7814 | 4344150 | 41933617 | |
| TELECOMMUNICATIONS | | | | | | 112636800 | 139,44 | 0,33% | - | - | - | 299 | 135336 | 701518 | | | | | | | | | | | | | | | |
| SOTETEL | TN0006530018 | SOTET | B | 11 | Continu | 4636800 | 49,80 | 0,12% | - | - | - | 269 | 60215 | 639168 | 10,740 | 5,92% | | 10,041 | 10,615 | 5,71% | 5,210 | 106,14% | - | - | - | 5399 | 1420718 | 11397447 | |
| TAWASOL GROUP HOLDING | TN0007650013 | TGH | S | 99 | Fixing | 108000000 | 89,64 | 0,21% | - | - | - | 30 | 75121 | 62350 | 0,830 | -1,19% | | 0,840 | 0,830 | -1,19% | 0,800 | 3,75% | - | - | - | 2189 | 3298768 | 2721985 | |
| VOYAGE ET LOISIRS | | | | | | 106199280 | 37,17 | 0,09% | - | - | - | 2 | 1905 | 667 | | | | | | | | | | | | | | | |
| TUNISAIR | TN0001200401 | TAIR | S | 99 | Fixing | 106199280 | 37,17 | 0,09% | - | - | - | 2 | 1905 | 667 | 0,350 | 0,00% | | 0,350 | 0,350 | 0,00% | 0,340 | 2,94% | - | - | - | 819 | 983304 | 337284 | |
| Total | | | | | | 3063013649 | 41959,83 | 100,00% | 0 | 0 | 0 | 3358 | 912244 | 9651888 | | | | | | | | | 27 | 30852830 | 545391437 | 250232 | 114914940 | 1439807761 | |

Instruments – Lignes secondaires

Marché principal

| Séance du 04/05/2026 | | | | | | | | | | Année 2026 | | | | |
|--------------------------------------|--------------|-------|---------|----------|----------|-----------------|---------------|------------|----------|------------|-----------------|--------|--|--|
| Secteur / Émetteur / Valeur | Code ISIN | MNEMO | Groupes | Échanges | Quantité | Capitaux en TND | Dernier cours | Indicateur | Échanges | Quantité | Capitaux en TND | | | |
| AGRO ALIMENTAIRE ET BOISSONS | | | | | | | | | | | | | | |
| POULINA GP HOLDING | | | | | | | | | | | | | | |
| PGH Da 2/25 230611 | TN0005700034 | PGH11 | | 32 | - | - | - | - | NC | 11 | 64 | 101 | | |
| SFBT | | | | | | | | | | | | | | |
| SFBT (Da 1/6) | TN0001100288 | SFB99 | | 32 | - | - | - | - | NC | - | - | - | | |
| SFBT (Da 1/7) | TN0001100296 | SFB00 | | 32 | - | - | - | - | NC | - | - | - | | |
| SFBT (Da 1/2) 2001 | TN0001100304 | SFB11 | | 32 | - | - | - | - | NC | 1 | 1 | 62 | | |
| SFBT Da1/2(11/4/02) | TN0001100312 | SFB02 | | 32 | - | - | - | - | NC | - | - | - | | |
| SFBT Da 1/12 2006 | TN0001100320 | SFB06 | | 32 | - | - | - | - | NC | - | - | - | | |
| SFBT DA2007 1/13 | TN0001100338 | SFB07 | | 32 | - | - | - | - | NC | 8 | 19 | 66 | | |
| SFBT Da5/56 120510 | TN0001100346 | SFB10 | | 32 | - | - | - | - | NC | 9 | 57 | 300 | | |
| SFBT Da5/61 300311 | TN0001100353 | SFB11 | | 32 | - | - | - | - | NC | 7 | 39 | 179 | | |
| SFBT Da10/66 03712 | TN0001100361 | SFB12 | | 32 | - | - | - | - | NC | 19 | 208 | 442 | | |
| SFBT Da1/19 280513 | TN0001100387 | SFB13 | | 32 | - | - | - | - | NC | 6 | 49 | 107 | | |
| SFBT DA 1/8 200514 | TN0001100403 | SFB14 | | 32 | - | - | - | - | NC | 12 | 26 | 137 | | |
| SFBT DA 1/6 120515 | TN0001100411 | SFB15 | | 32 | - | - | - | - | NC | 11 | 37 | 95 | | |
| SFBT DA 1/7 040516 | TN0001100429 | SFB16 | | 32 | - | - | - | - | NC | 11 | 23 | 102 | | |
| SFBT DA1/10 040517 | TN0001100437 | SFB17 | | 32 | - | - | - | - | NC | 12 | 28 | 85 | | |
| SFBT DA 1/4 300418 | TN0001100445 | SFB18 | | 32 | - | - | - | - | NC | 16 | 23 | 123 | | |
| SFBT DA 1/5 130519 | TN0001100452 | SFB19 | | 32 | - | 2 | 4 | 17 | 4,200 | 51 | 89 | 281 | | |
| SFBT DA 1/4 200720 | TN0001100460 | SFB20 | | 32 | - | - | - | - | NC | 38 | 140 | 519 | | |
| SFBT DA1/12 280524 | TN3022JIH65 | SFB24 | | 32 | - | 7 | 27 | 31 | 1,150 | 353 | 1653 | 1650 | | |
| LAND OR | | | | | | | | | | | | | | |
| LNDOR DA1/32 80617 | TN0007510035 | LND17 | | 32 | - | - | - | - | NC | 12 | 106 | 47 | | |
| ASSURANCE | | | | | | | | | | | | | | |
| BNA ASSURANCES | | | | | | | | | | | | | | |
| AMI DA 1/4 110817 | TN0007680044 | AMI17 | | 32 | - | - | - | - | NC | 4 | 5 | 5 | | |
| AMI DA27/35 241120 | TN0007680051 | AMI20 | | 32 | - | - | - | - | NC | 18 | 129 | 263 | | |
| ASTREE | | | | | | | | | | | | | | |
| AST DA 1/2 140817 | TN0003000528 | AST17 | | 32 | - | - | - | - | NC | - | - | - | | |
| STAR | | | | | | | | | | | | | | |
| STAR DA 7/6 221225 | TNI7FVNGCJ77 | STAR5 | | 32 | - | - | - | - | NC | 261 | 1831 | 125171 | | |
| AUTOMOBILES ET EQUIPEMENTIERS | | | | | | | | | | | | | | |
| ASSAD | | | | | | | | | | | | | | |
| ASSDa1/9(01/07/05) | TN0007140031 | ASSDA | | 32 | - | - | - | - | NC | - | - | - | | |
| ASSAD Da1/4 150609 | TN0007140049 | ASS09 | | 32 | - | - | - | - | NC | - | - | - | | |
| ASS Da 1/10 020610 | TN0007140056 | ASS10 | | 32 | - | - | - | - | NC | 2 | 8 | 6 | | |
| ASS Da 1/22 200611 | TN0007140064 | ASS11 | | 32 | - | - | - | - | NC | 2 | 14 | 4 | | |
| ASS Da 1/23 010812 | TN0007140072 | ASS12 | | 32 | - | - | - | - | NC | 5 | 20 | 4 | | |
| STIP | | | | | | | | | | | | | | |
| STIP Da1/10 0703 | TN0005030028 | STIP3 | | 32 | - | - | - | - | NC | - | - | - | | |
| BANQUES | | | | | | | | | | | | | | |
| AMEN BANK | | | | | | | | | | | | | | |
| AB Da 26 3/37 | TN0003400108 | AB26 | | 32 | - | - | - | - | NC | - | - | - | | |
| AB Da 29 3/40 | TN0003400116 | AB29 | | 32 | - | - | - | - | NC | - | - | - | | |
| AB Da 34 2/59 | TN0003400157 | AB34 | | 32 | - | - | - | - | NC | - | - | - | | |

| | | | | | | | | | | | |
|--|--------------|-------|----|---|---|----|-----|--------|-----|------|-------|
| AB Da 1/27 | TN0003400207 | ABA38 | 32 | - | - | - | - | NC | 6 | 43 | 184 |
| ABDA 1/14 11122007 | TN0003400272 | ABDA7 | 32 | - | - | - | - | NC | - | - | - |
| AB Da 3/37 281209 | TN0003400371 | ABDA9 | 32 | - | - | - | - | NC | - | - | - |
| AB Da 1/10 110613 | TN0003400454 | AB13 | 32 | - | - | - | - | NC | 1 | 1 | 9 |
| AB DA1/24 01082016 | TN0003400512 | AB16 | 32 | - | - | - | - | NC | 16 | 66 | 215 |
| AB DA1/25 300617 | TN0003400579 | AB17 | 32 | - | - | - | - | NC | 4 | 12 | 125 |
| AB DA 1/7 12102023 | TNMY01P21QP7 | AB23 | 32 | - | - | - | - | NC | 9 | 14 | 266 |
| AB DA 2/13 281024 | TN66JFM5A518 | AB24 | 32 | - | 6 | 16 | 240 | 15,000 | 138 | 535 | 4521 |
| ATB | | | | | | | | | | | |
| ATBDA1/7 09/11/05 | TN0003600434 | ATBDA | 32 | - | - | - | - | NC | - | - | - |
| ATB Da 1/10 151208 | TN0003600517 | ATB08 | 32 | - | - | - | - | NC | - | - | - |
| ATB Da 1/16 161210 | TN0003600616 | ATB10 | 32 | - | - | - | - | NC | 6 | 45 | 10 |
| ATTIJARI BANK | | | | | | | | | | | |
| TJARI - (Da) | TN0001600162 | TJADA | 32 | - | - | - | - | NC | 2 | 15 | 89 |
| TJARI - Da39 | TN0001600261 | TJA39 | 32 | - | - | - | - | NC | - | - | - |
| TJARIDA1/40 250518 | TN0001600501 | TJA18 | 32 | - | - | - | - | NC | 41 | 1031 | 6244 |
| TJARIDA4/21 300425 | TN823JXM7T75 | TJA25 | 32 | - | 7 | 21 | 273 | 13,000 | 439 | 2494 | 31847 |
| BT | | | | | | | | | | | |
| BQ DE TSIE - Da | TN0002200103 | BTDA | 32 | - | - | - | - | NC | 1 | 8 | 38 |
| Bt Da 3/10 170599 | TN0002200210 | BT149 | 32 | - | - | - | - | NC | 3 | 9 | 127 |
| BTDA1/7(3/12/01) | TN0002200251 | BT154 | 32 | - | - | - | - | NC | 3 | 11 | 67 |
| BT Da 1/2 23052006 | TN0002200319 | BTDA6 | 32 | - | - | - | - | NC | 1 | 1 | 15 |
| BT Da 1/2 10/06/09 | TN0002200327 | BTDA9 | 32 | - | - | - | - | NC | 3 | 11 | 45 |
| BT Da 1/3 280613 | TN0002200335 | BT13 | 32 | - | - | - | - | NC | 11 | 64 | 55 |
| BT DA 1/5 03062016 | TN0002200343 | BT16 | 32 | - | - | - | - | NC | 9 | 15 | 32 |
| BT DA 1/4 04052018 | TN0002200350 | BT18 | 32 | - | 1 | 1 | 1 | 0,510 | 18 | 29 | 62 |
| BT DA 1/5 10052022 | TNYHLWKDE9D7 | BT22 | 32 | - | 2 | 3 | 4 | 1,310 | 54 | 106 | 131 |
| BIAT | | | | | | | | | | | |
| BIAT Da32 4/60 | TN0001800465 | BIA32 | 32 | - | - | - | - | NC | - | - | - |
| BIAT Da36 1/24 | TN0001800507 | BIA36 | 32 | - | - | - | - | NC | 3 | 7 | 6 |
| BIAT DA1/20 290620 | TN0001800622 | BIA20 | 32 | - | - | - | - | NC | 46 | 242 | 1666 |
| BIAT DA1/7 291124 | TNK63R17BF70 | BIA24 | 32 | - | 4 | 5 | 96 | 19,190 | 341 | 819 | 15516 |
| BNA | | | | | | | | | | | |
| BNA Da 1/10 040509 | TN0003100633 | BNA09 | 32 | - | - | - | - | NC | 5 | 8 | 14 |
| BNA DA 1/10 200618 | TN0003100740 | BNA18 | 32 | - | - | - | - | NC | 25 | 78 | 109 |
| BNA DA 1/55 150419 | TN0003100815 | BNA19 | 32 | - | - | - | - | NC | 33 | 627 | 99 |
| BH BANK | | | | | | | | | | | |
| BQ HABITAT (Da) | TN0001900612 | BHDA | 32 | - | - | - | - | NC | - | - | - |
| BH Da 1/20 150999 | TN0001900679 | BH12 | 32 | - | - | - | - | NC | - | - | - |
| BH Da1/25 14022000 | TN0001900711 | BH14 | 32 | - | - | - | - | NC | - | - | - |
| BHDA 1/15 28052007 | TN0001900778 | BHDA7 | 32 | - | - | - | - | NC | 1 | 2 | 3 |
| BH DA 1/3 270715 | TN0001900901 | BH15 | 32 | - | - | - | - | NC | 5 | 8 | 38 |
| BH DA 1/5 171117 | TN0001900992 | BH17 | 32 | - | - | - | - | NC | 6 | 11 | 23 |
| UBCI | | | | | | | | | | | |
| UBCI Da 1/6 010900 | TN0002400570 | UBC00 | 32 | - | - | - | - | NC | 3 | 3 | 48 |
| UBCI Da 3/7 010704 | TN0002400646 | UBC04 | 32 | - | - | - | - | NC | 1 | 1 | 34 |
| UBCI Da 1/2 150710 | TN0002400653 | UBC10 | 32 | - | - | - | - | NC | 2 | 2 | 45 |
| UBCI Da8/33 141013 | TN0002400695 | UBC13 | 32 | - | - | - | - | NC | 27 | 256 | 2228 |
| WIFAK INTERNATIONAL BANK | | | | | | | | | | | |
| WIFAK DA1/2 121015 | TN0007200132 | WIF15 | 32 | - | - | - | - | NC | 3 | 3 | 6 |
| BATIMENT ET MATERIAUX DE CONSTRUCTION | | | | | | | | | | | |
| MPBS | | | | | | | | | | | |
| MPBS DA1/10 070717 | TN0007620032 | MPB17 | 32 | - | - | - | - | NC | 3 | 10 | 10 |
| MPBS DA1/20 050718 | TN0007620040 | MPB18 | 32 | - | - | - | - | NC | 5 | 37 | 16 |
| MPBS DA1/10 100719 | TN0007620057 | MPB19 | 32 | - | - | - | - | NC | 4 | 11 | 9 |
| MPBS DA1/17 100820 | TN0007620065 | MPB20 | 32 | - | - | - | - | NC | 18 | 49 | 21 |
| CARTHAGE CEMENT | | | | | | | | | | | |
| CC Da 1/52 201210 | TN0007400039 | CC10 | 32 | - | - | - | - | NC | 5 | 31 | - |
| ESSOUKNA | | | | | | | | | | | |
| SOKNA Da1/5 020712 | TN0007210032 | SOK12 | 32 | - | - | - | - | NC | - | - | - |
| SOKNA Da2/5 010714 | TN0007210040 | SOK14 | 32 | - | - | - | - | NC | 4 | 9 | 13 |
| SIMPAR | | | | | | | | | | | |
| SIMPAR Da 1/5 | TN0004000089 | SIM01 | 32 | - | - | - | - | NC | - | - | - |
| SIMPA Da1/6 010708 | TN0004000105 | SIM08 | 32 | - | - | - | - | NC | 1 | 4 | 38 |
| SIMPA Da1/7 010710 | TN0004000121 | SIM10 | 32 | - | - | - | - | NC | - | - | - |
| SIMPA Da1/8 020712 | TN0004000147 | SIM12 | 32 | - | - | - | - | NC | 1 | 1 | 5 |
| SIMPA DA2/9 010714 | TN0004000154 | SIM14 | 32 | - | - | - | - | NC | 2 | 8 | 64 |
| SITS | | | | | | | | | | | |
| SITSDa1/9 28/03/07 | TN0007180037 | SITDA | 32 | - | - | - | - | NC | 1 | 14 | 5 |
| SOMOCER | | | | | | | | | | | |
| SOMOC Da 1/7 0803 | TN0006780027 | SOMC3 | 32 | - | - | - | - | NC | - | - | - |
| SOMOC Da 1/10 0708 | TN0006780043 | SOMC8 | 32 | - | - | - | - | NC | - | - | - |
| SOMOC Da 1/20 2007 | TN0006780050 | SOMC9 | 32 | - | - | - | - | NC | - | - | - |
| SOMC Da1/10 261211 | TN0006780068 | SOM11 | 32 | - | - | - | - | NC | - | - | - |
| SOMC Da1/45 211212 | TN0006780076 | SOM12 | 32 | - | - | - | - | NC | 5 | 65 | 1 |
| SOMC Da2/35 231213 | TN0006780084 | SOM13 | 32 | - | - | - | - | NC | 8 | 62 | 1 |
| SOMC DA3/37 250814 | TN0006780092 | SOM14 | 32 | - | - | - | - | NC | 11 | 74 | 1 |
| SOM DA 1/23 201015 | TN0006780100 | SOM15 | 32 | - | - | - | - | NC | 3 | 14 | - |
| BIENS ET SERVICES INDUSTRIELS | | | | | | | | | | | |

| | | | | | | | | | | | |
|---|--------------|-------|----|---|---|-----|----|-------|-----|------|------|
| STPILDA0807 1/10 | TN0006660039 | SPL7 | 32 | - | - | - | - | NC | - | - | - |
| STPIL Da1/25301208 | TN0006660047 | SPL8 | 32 | - | - | - | - | NC | 14 | 115 | 132 |
| STPIL Da1/20 02712 | TN0006660054 | SPL12 | 32 | - | - | - | - | NC | 9 | 41 | 58 |
| STPIL Da1/33 01713 | TN0006660062 | SPL13 | 32 | - | - | - | - | NC | 20 | 186 | 170 |
| STPIL DA1/17 20614 | TN0006660070 | SPL14 | 32 | - | - | - | - | NC | 23 | 93 | 155 |
| STPL DA1/32 180615 | TN0006660088 | SPL15 | 32 | - | - | - | - | NC | 28 | 300 | 256 |
| STPIL DA1/39 01716 | TN0006660096 | SPL16 | 32 | - | - | - | - | NC | 18 | 187 | 139 |
| STPILDA1/56 300617 | TN0006660104 | SPL17 | 32 | - | - | - | - | NC | 27 | 368 | 161 |
| STPILDA1/39 290618 | TN0006660112 | SPL18 | 32 | - | - | - | - | NC | 37 | 445 | 278 |
| PRODUITS MENAGERS ET DE SOIN PERSONNEL | | | | | | | | | | | |
| EURO-CYCLES | | | | | | | | | | | |
| ECYCL DA1/2 010616 | TN0007570021 | ECY16 | 32 | - | - | - | - | NC | 2 | 2 | 18 |
| ECYC DA1/10 010719 | TN0007570039 | ECY19 | 32 | - | - | - | - | NC | 8 | 12 | 14 |
| ECYC DA1/10 040822 | TNUTSNMT2ET9 | ECY22 | 32 | - | 3 | 5 | 6 | 1,170 | 42 | 93 | 108 |
| ATELIER MEUBLE INTERIEURS | | | | | | | | | | | |
| SAM DA 1/10 280717 | TN0007740020 | SAM17 | 32 | - | - | - | - | NC | 3 | 5 | 4 |
| SAM DA 1/5 300920 | TN0007740038 | SAM20 | 32 | - | - | - | - | NC | 1 | 1 | 1 |
| SAM DA 8/85 241125 | TNLPW5AW8TJ4 | SAM25 | 32 | - | 5 | 120 | 50 | 0,420 | 171 | 4589 | 1838 |
| Société d'Articles Hygiéniques | | | | | | | | | | | |
| SAH DA 1/7 050814 | TN0007610025 | SAH14 | 32 | - | - | - | - | NC | 10 | 17 | 58 |
| SAH DA 1/20 050914 | TN0007610033 | SAH42 | 32 | - | - | - | - | NC | 9 | 32 | 36 |
| SAH Da 1/5 230615 | TN0007610041 | SAH15 | 32 | - | - | - | - | NC | 1 | 1 | 5 |
| SAH DA 1/14 250117 | TN0007610058 | SAH17 | 32 | - | - | - | - | NC | 5 | 12 | 16 |
| SAH DA 1/17 070717 | TN0007610066 | SAH72 | 32 | - | - | - | - | NC | 8 | 29 | 29 |
| SAH DA 1/14 131217 | TN0007610074 | SAH73 | 32 | - | - | - | - | NC | 1 | 1 | 2 |
| SAH DA 1/14 010818 | TN0007610082 | SAH18 | 32 | - | - | - | - | NC | 14 | 78 | 101 |
| SAH DA 1/18 031218 | TN0007610090 | SAH82 | 32 | - | - | - | - | NC | 21 | 149 | 154 |
| SAH DA1/4 22082022 | TNZTIVM7NY78 | SAH22 | 32 | - | - | - | - | NC | 124 | 583 | 1742 |
| SAH DA 1/35 010823 | TNG73XSR2TO7 | SAH23 | 32 | - | 2 | 5 | 2 | 0,390 | 328 | 3846 | 1414 |
| NEW BODY LINE | | | | | | | | | | | |
| NBL Da1/45 161213 | TN0007540032 | NBL13 | 32 | - | - | - | - | NC | 17 | 206 | 23 |
| NBL DA 1/10 280717 | TN0007540040 | NBL17 | 32 | - | - | - | - | NC | 9 | 18 | 9 |
| OFFICE PLAST | | | | | | | | | | | |
| PLAST DA1/4 161216 | TN0007700032 | PLS16 | 32 | - | - | - | - | NC | 6 | 10 | 3 |
| PLA DA3/100 231020 | TN0007700065 | PLA20 | 32 | - | - | - | - | NC | 12 | 428 | 7 |
| PLA DA7/103 190721 | TN0007700081 | PLA21 | 32 | - | - | - | - | NC | 18 | 1283 | 69 |
| PLAST DA1/5 190722 | TN2H8I4GI6F8 | PLA22 | 32 | - | - | - | - | NC | 14 | 341 | 27 |
| SANTE | | | | | | | | | | | |
| UNIMED | | | | | | | | | | | |
| UMED D76/509 26716 | TN0007720022 | UMD16 | 32 | - | - | - | - | NC | 8 | 125 | 201 |
| UMD DA11/117 40817 | TN0007720030 | UMD17 | 32 | - | - | - | - | NC | 22 | 6770 | 3566 |
| SERVICES FINANCIERS | | | | | | | | | | | |
| ATL | | | | | | | | | | | |
| ATL Da 1/5 290808 | TN0004700266 | ATL08 | 32 | - | - | - | - | NC | 2 | 4 | 8 |
| ATL Da 2/17 261112 | TN0004700472 | ATL12 | 32 | - | - | - | - | NC | 8 | 44 | 44 |
| ATTIJARI LEASING | | | | | | | | | | | |
| ATTIJARI LS ROMPU | TN0006610141 | TJLR | 32 | - | - | - | - | NC | - | - | - |
| TJL DA 3/17 210717 | TN0006610448 | TJL17 | 32 | - | - | - | - | NC | 17 | 428 | 2410 |
| BH LEASING | | | | | | | | | | | |
| ML DA 1/4 250515 | TN0006720072 | ML15 | 32 | - | - | - | - | NC | 8 | 8 | 5 |
| CIL | | | | | | | | | | | |
| CIL DA 2007 1/4 | TN0004201042 | CIL07 | 32 | - | - | - | - | NC | - | - | - |
| CIL Da 1/5 301208 | TN0004201117 | CIL08 | 32 | - | - | - | - | NC | - | - | - |
| CIL Da 1/3 110610 | TN0004201216 | CIL10 | 32 | - | - | - | - | NC | 3 | 5 | 101 |
| CIL Da 1/4 030611 | TN0004201281 | CIL11 | 32 | - | - | - | - | NC | 1 | 1 | 6 |
| CIL DA2/5 15052023 | TNEOEJK4P2R7 | CIL23 | 32 | - | - | - | - | NC | 1 | 1 | 5 |
| HANNIBAL LEASE | | | | | | | | | | | |
| HL DA 1/10 180817 | TN0007310378 | HL17 | 32 | - | - | - | - | NC | 2 | 2 | 2 |
| HL DA37/100 090720 | TN0007310519 | HL20 | 32 | - | - | - | - | NC | 13 | 267 | 619 |
| SPDIT - SICAF | | | | | | | | | | | |
| SPDIT Da 1/24 3512 | TN0001400720 | SPD12 | 32 | - | - | - | - | NC | 4 | 28 | 18 |
| TUNISIE LEASING ET FACTORING | | | | | | | | | | | |
| TUN. LEAS. (Da 10) | TN0002100915 | TLSDA | 32 | - | - | - | - | NC | - | - | - |
| TLS Da 1/4 | TN0002100956 | TLD01 | 32 | - | - | - | - | NC | - | - | - |
| TLS Da 1/5(021202) | TN0002100980 | TLS02 | 32 | - | - | - | - | NC | - | - | - |
| TLS Da 1/6(181203) | TN0002101012 | TLS03 | 32 | - | 2 | 3 | 27 | 9,000 | 2 | 3 | 27 |
| TLS Da 1/7(061204) | TN0002101061 | TLS04 | 32 | - | - | - | - | NC | - | - | - |
| TLS Da1/55(010307) | TN0002101152 | TLS07 | 32 | - | - | - | - | NC | - | - | - |
| TLS Da 1/56 030308 | TN0002101210 | TLS08 | 32 | - | 3 | 9 | 8 | 0,900 | 6 | 90 | 85 |
| TLS Da 1/57 020309 | TN0002101319 | TLS09 | 32 | - | - | - | - | NC | 3 | 22 | 14 |
| TLS Da 1/68 301209 | TN0002101392 | TLS92 | 32 | - | - | - | - | NC | 8 | 64 | 34 |
| TLS Da 1/69 010210 | TN0002101400 | TLS10 | 32 | - | - | - | - | NC | 11 | 91 | 45 |
| TLS Da 3/80 010213 | TN0002101590 | TLS13 | 32 | - | - | - | - | NC | 21 | 240 | 345 |
| TL DA3/83 10022014 | TN0002101749 | TLS14 | 32 | - | - | - | - | NC | 31 | 466 | 637 |
| TL DA2/43 02022015 | TN0002101814 | TLS15 | 32 | - | - | - | - | NC | 18 | 152 | 262 |
| TLS DA1/23 010719 | TN0002102044 | TLS19 | 32 | - | 4 | 33 | 56 | 1,700 | 37 | 244 | 398 |
| TECHNOLOGIE | | | | | | | | | | | |
| TELNET HOLDING | | | | | | | | | | | |
| TLN DA 1/10 010719 | TN0007440035 | TLN19 | 32 | - | - | - | - | NC | 8 | 28 | 23 |

| TELECOMMUNICATIONS | | | | | | | | | | | | | |
|--------------------|--------------|-------|----|---|----|---|-----|---|------|---|-------|--------|---------|
| SOTETEL | | | | | | | | | | | | | |
| SOTETEL Da1/6 | TN0006530059 | SOT01 | 32 | - | - | - | - | - | NC | 1 | 2 | 4 | |
| SOT Da 1/5 010102 | TN0006530067 | SOT02 | 32 | - | - | - | - | - | NC - | - | - | - | |
| SOT Da 1/5 010703 | TN0006530075 | SOT03 | 32 | - | - | - | - | - | NC - | - | - | - | |
| SOT Da 1/10 150704 | TN0006530083 | SOT04 | 32 | - | - | - | - | - | NC - | - | - | - | |
| SOT Da1/22 010906 | TN0006530091 | SOT06 | 32 | - | - | - | - | - | NC | 1 | 7 | 2 | |
| VOYAGE ET LOISIRS | | | | | | | | | | | | | |
| TUNISAIR | | | | | | | | | | | | | |
| TUNISAIR - Da 01 | TN0001200419 | TAIDA | 32 | - | - | - | - | - | NC - | - | - | - | |
| TUNISAIR - Da 04 | TN0001200468 | TAI04 | 32 | - | - | - | - | - | NC | 1 | 6 | - | |
| TAIR Da1/10 010799 | TN0001200476 | TAI99 | 32 | - | - | - | - | - | NC - | - | - | - | |
| TAIR Da1/10 030700 | TN0001200492 | TAI00 | 32 | - | - | - | - | - | NC | 1 | 3 | - | |
| TUNISAIR Da 1/10 | TN0001200518 | TAI01 | 32 | - | - | - | - | - | NC | 2 | 32 | 1 | |
| TAIR Da1/22 310806 | TN0001200534 | TAI06 | 32 | - | - | - | - | - | NC | 4 | 46 | 1 | |
| TAIR Da 1/5 010908 | TN0001200542 | TAI08 | 32 | - | - | - | - | - | NC | 7 | 31 | 1 | |
| TAIR Da1/11 170709 | TN0001200567 | TAI09 | 32 | - | - | - | - | - | NC | 6 | 16 | - | |
| Total | | | | | 57 | | 312 | | 950 | | 4 061 | 37 288 | 221 927 |

Instruments – Obligations

Titres émis par l'Etat

| Séance du 04/05/2026 | | | | | | | | | | | | Année 2026 | | | |
|----------------------|---------------|-------|--------|-------------------|----------|----------|-----------------|---------|--------------|------------|-----------|------------|----------|-----------------|--|
| Valeur | Code ISIN | MNEMO | Groupe | Unité de Cotation | Echanges | Quantité | Capitaux en TND | Clôture | Var. du Jour | Indicateur | Ouverture | Echanges | Quantité | Capitaux en TND | |
| BTA 6.3% Oct 2026 | TN0008000580 | B1026 | | 21 % | - | - | - | 98,000 | 0,00% | NC | 98,000 | - | - | - | |
| BTA6.7% Avril 2028 | TN0008000606 | B0428 | | 21 % | - | - | - | 93,100 | 0,00% | NC | 93,100 | - | - | - | |
| BTA 7,5% Juil 2032 | TN0008000663 | B0732 | | 21 % | - | - | - | 97,000 | 0,00% | NC | 97,000 | - | - | - | |
| BTA 7% Juil 2028 | TN0008000697 | B0728 | | 21 % | - | - | - | 90,500 | 0,00% | NC | 90,500 | - | - | - | |
| BTA 7,2% Fev 2027 | TN0008000721 | B0227 | | 21 % | - | - | - | 99,460 | 0,00% | NC | 97,590 | 13 | 9800 | 10 267 152 | |
| BTA 7,4% Fev 2030 | TN0008000739 | B0230 | | 21 % | - | - | - | 95,560 | 0,00% | NC | 93,450 | 8 | 544 | 525 748 | |
| BTA 7,2% Mai 2027 | TN0008000747 | B0527 | | 21 % | - | - | - | 99,030 | 0,00% | NC | 96,510 | 7 | 409 | 429 343 | |
| BTA 8% Nov 2030 | TN0008000762 | B1130 | | 21 % | - | - | - | 97,000 | 0,00% | NC | 97,000 | - | - | - | |
| BTA 7,3% Dec 2027 | TN0008000770 | B1227 | | 21 % | - | - | - | 91,050 | 0,00% | NC | 91,050 | - | - | - | |
| BTA 7,5% Janv 2028 | TN0008000796 | B0128 | | 21 % | - | - | - | 100,000 | 0,00% | NC | 100,000 | - | - | - | |
| BTA 8% Mars 2033 | TN0008000804 | B0333 | | 21 % | - | - | - | 100,000 | 0,00% | NC | 100,000 | - | - | - | |
| BTA 6,6% Mars 2027 | TN0008000655 | B0327 | | 21 % | - | - | - | 98,000 | 0,00% | NC | 97,100 | 1 | 158 | 163 697 | |
| BTA 7,5% Dec 2028 | TN0008000812 | B1228 | | 21 % | - | - | - | 94,720 | 0,00% | NC | 94,720 | - | - | - | |
| E NAT 2021 8,80% B | TN0008000838 | NB26 | | 21 % | - | - | - | 100,310 | 0,00% | NC | 100,000 | 2 | 65 000 | 6 938 348 | |
| E NAT 2021 8,90% C | TN0008000846 | NC28 | | 21 % | - | - | - | 93,000 | 0,00% | NC | 93,000 | - | - | - | |
| ENAT2021 8,70%A PP | TN0008000820 | NA26 | | 21 % | - | - | - | 100,310 | 0,00% | NC | 97,500 | 3 | 157 435 | 840 802 | |
| ENAT2 2021 8,80% B | TN0008000895 | NB226 | | 21 % | - | - | - | 100,000 | 0,00% | NC | 100,000 | - | - | - | |
| ENAT2 2021 8,90% C | TN0008000903 | NC228 | | 21 % | - | - | - | 95,000 | 0,00% | NC | 95,000 | 1 | 6 | 5 957 | |
| ENAT2 HASSAN21 APP | TN0008000853 | NH226 | | 21 % | - | - | - | 100,000 | 0,00% | NC | 100,000 | - | - | - | |
| ENAT22021 8,70%APP | TN0008000887 | NA226 | | 21 % | - | - | - | 100,410 | 0,00% | NC | 97,000 | 2 | 2 200 | 11 614 | |
| ENAT3 2021 8,80% B | TNYZ06UGUZ33 | NB3F6 | | 21 % | - | - | - | 100,000 | 0,00% | NC | 94,500 | 2 | 4 050 | 417 386 | |
| ENAT3 2021 8,90% C | TN3QL5M1QLW6 | NC3F8 | | 21 % | - | - | - | 100,000 | 0,00% | NC | 100,000 | - | - | - | |
| ENAT3 HASSAN2021 B | TNVSDML2VYJ5 | NHB36 | | 21 % | - | - | - | 100,000 | 0,00% | NC | 100,000 | - | - | - | |
| ENAT3 HASSAN2021 C | TNJQSVIAM1R9 | NHC38 | | 21 % | - | - | - | 100,000 | 0,00% | NC | 100,000 | - | - | - | |
| ENAT32021 8,70%APP | TNZBXQU5RZ91 | NA3F6 | | 21 % | - | - | - | 95,000 | 0,00% | NC | 97,000 | 6 | 2 208 | 11 147 | |
| ENT32021T+2,45%APP | TNSUXW7EUBUQ0 | NA3V6 | | 21 % | - | - | - | 95,000 | 0,00% | NC | 95,000 | - | - | - | |
| ENAT3 HASSAN21 APP | TNE5IB7AYZT5 | NHA36 | | 21 % | - | - | - | 100,000 | 0,00% | NC | 100,000 | - | - | - | |
| ENAT32021 T+2,55%B | TN5QHXZ8T348 | NB3V6 | | 21 % | - | - | - | 100,000 | 0,00% | NC | 100,000 | - | - | - | |
| ENAT32021 T+2,65%C | TNJP2LP1CVE1 | NC3V8 | | 21 % | - | - | - | 100,000 | 0,00% | NC | 100,000 | - | - | - | |
| ENAT1 2022 A 8,80% | TNPSLOPEJVO7 | NAF27 | | 21 % | - | - | - | 95,000 | 0,00% | NC | 95,000 | 24 | 13 992 | 145 965 | |
| ENAT1 2022 B 8,90% | TNHG2VXQ3BG0 | NBF29 | | 21 % | - | - | - | 98,000 | 0,00% | NC | 100,000 | 3 | 52 | 4 000 | |
| ENAT1 2022 C 9,10% | TN5XXZ2454U2 | NCF32 | | 21 % | - | - | - | 100,000 | 0,00% | NC | 100,000 | - | - | - | |
| ENAT1 2022A T+2,4% | TNLEGO8CKWX3 | NAV27 | | 21 % | - | - | - | 100,000 | 0,00% | NC | 92,500 | 1 | 1 170 | 12 714 | |
| ENAT1 2022B T+2,5% | TN00U20VQYS5 | NBV29 | | 21 % | - | - | - | 100,000 | 0,00% | NC | 100,000 | - | - | - | |
| ENAT1 2022CT+2,65% | TNQHMI7RIBR5 | NCV32 | | 21 % | - | - | - | 100,000 | 0,00% | NC | 100,000 | - | - | - | |
| ENAT1 HASSAN2022 A | TNCDR74CL701 | NHA27 | | 21 % | - | - | - | 100,000 | 0,00% | NC | 100,000 | - | - | - | |
| ENAT1 HASSAN2022 B | TNBHB9XIP394 | NHB29 | | 21 % | - | - | - | 100,000 | 0,00% | NC | 100,000 | - | - | - | |
| ENAT1 HASSAN2022 C | TNW1CN5IM5T4 | NHC32 | | 21 % | - | - | - | 100,000 | 0,00% | NC | 100,000 | - | - | - | |
| ENAT2 2022 9,35% B | TNQVHB5WZ2K2 | NB2F9 | | 21 % | - | - | - | 97,100 | 0,00% | NC | 101,750 | 1 | 100 | 8 250 | |
| ENAT2 2022 9,60% C | TNI9E02MTU05 | NC2F2 | | 21 % | - | - | - | 100,700 | 0,00% | NC | 100,700 | - | - | - | |
| ENAT2 2022T+2,40%C | TN11TIBOEPV4 | NC2V2 | | 21 % | - | - | - | 100,000 | 0,00% | NC | 100,000 | - | - | - | |
| ENAT2 HASSAN2022 B | TNU9AUB15T16 | NH2B9 | | 21 % | - | - | - | 100,000 | 0,00% | NC | 100,000 | - | - | - | |
| ENAT2 HASSAN2022 C | TN714WHHNWN4 | NH2C2 | | 21 % | - | - | - | 100,000 | 0,00% | NC | 100,000 | - | - | - | |
| ENAT2 HASSAN22 APP | TNM460WVRP06 | NH2A7 | | 21 % | - | - | - | 65,000 | 0,00% | NC | 65,000 | - | - | - | |
| ENAT22022 9,25%APP | TNJ1M1ZAWYG5 | NA2F7 | | 21 % | - | - | - | 97,000 | 0,00% | NC | 99,000 | 4 | 23 155 | 246 822 | |
| ENAT22022 T+2,2% B | TNFOOWIRG8H7 | NB2V9 | | 21 % | - | - | - | 100,000 | 0,00% | NC | 100,000 | - | - | - | |
| ENT2 22 T+2,15%APP | TNQCK0BPZ5A4 | NA2V7 | | 21 % | - | - | - | 100,000 | 0,00% | NC | 100,000 | 1 | 1 500 | 15 830 | |
| ENAT3 2022 9,35% B | TNRGVSC8DE36 | NB3F9 | | 21 % | - | - | - | 100,170 | 0,00% | NC | 100,170 | - | - | - | |
| ENAT3 2022 9,60% C | TN4A4WPD20C1 | NC3F2 | | 21 % | - | - | - | 100,000 | 0,00% | NC | 100,000 | - | - | - | |
| ENAT3 2022T+2,40%C | TNIZ090I5G66 | NC3V2 | | 21 % | - | - | - | 100,000 | 0,00% | NC | 100,000 | - | - | - | |
| ENAT32022 9,25%APP | TNXNSU5ILBI2 | NA3F7 | | 21 % | - | - | - | 98,000 | 0,00% | NC | 93,000 | 3 | 2 965 | 29 817 | |
| ENAT32022 T+2,2% B | TNOJN6PVVH38 | NB3V9 | | 21 % | - | - | - | 100,000 | 0,00% | NC | 100,000 | - | - | - | |
| ENT3 22 T+2,15%APP | TNWL10DSWKK1 | NA3V7 | | 21 % | - | - | - | 99,000 | 0,00% | NC | 99,000 | - | - | - | |
| BTA 8,8% Sept 2032 | TNJL4N1SD7B2 | B0932 | | 21 % | - | - | - | 100,000 | 0,00% | NC | 100,000 | - | - | - | |
| ENAT4 2022 9,4% B | TNWRCVSYL730 | NB4F9 | | 21 % | - | - | - | 100,000 | 0,00% | NC | 96,000 | 1 | 99 | 8 179 | |
| ENAT4 2022 9,60% C | TNEFCT8MXYZ3 | NC4F2 | | 21 % | - | - | - | 100,000 | 0,00% | NC | 100,000 | - | - | - | |
| ENAT4 2022T+2,25%C | TNVFSLG1FH4 | NC4V2 | | 21 % | - | - | - | 100,000 | 0,00% | NC | 100,000 | - | - | - | |
| ENAT4 HASSAN2022 C | TNQR5G236GA1 | NH4C2 | | 21 % | - | - | - | 100,000 | 0,00% | NC | 100,000 | - | - | - | |
| ENAT42022 9,35%APP | TNOAYHSVTHY1 | NA4F7 | | 21 % | - | - | - | 99,000 | 0,00% | NC | 99,000 | 3 | 6 201 | 63 723 | |
| ENAT42022T+2,05% B | TN7PM93UZP50 | NB4V9 | | 21 % | - | - | - | 100,000 | 0,00% | NC | 100,000 | - | - | - | |
| ENAT4HASSAN2022APP | TNA3G5IE2961 | NH4A7 | | 21 % | - | - | - | 100,000 | 0,00% | NC | 100,000 | - | - | - | |
| ENT4 2022 T+2% APP | TN2MVOGUKOA5 | NA4V7 | | 21 % | - | - | - | 100,750 | 0,00% | NC | 100,750 | - | - | - | |
| BTA 8% Janv 2029 | TNHUVZNLATV4 | B0129 | | 21 % | - | - | - | 100,000 | 0,00% | NC | 100,000 | - | - | - | |
| ENAT1 2023 9,95% C | TNKTKE05CIW5 | NCF33 | | 21 % | - | - | - | 99,000 | 0,00% | NC | 99,000 | - | - | - | |
| ENAT1 2023 9,8% B | TNCGJF5TW027 | NBF30 | | 21 % | - | - | - | 93,500 | 0,00% | NC | 93,500 | - | - | - | |
| ENAT1 2023T+1,95%C | TNHZAONAPWF9 | NCV33 | | 21 % | - | - | - | 100,620 | 0,00% | NC | 100,620 | - | - | - | |
| ENAT1 HASSAN2023 B | TN36Q80XFK87 | NHB30 | | 21 % | - | - | - | 100,000 | 0,00% | NC | 100,000 | - | - | - | |
| ENAT12023 9,75%APP | TN6DQ00JBLT7 | NAF28 | | 21 % | - | - | - | 97,010 | 0,00% | NC | 97,000 | 10 | 51 877 | 567 121 | |
| ENAT12023T+1,75% B | TN3C6DVEWM76 | NBV30 | | 21 % | - | - | - | 100,000 | 0,00% | NC | 100,000 | - | - | - | |
| ENAT1HASSAN2023APP | TNJ7SUL9423 | NHA28 | | 21 % | - | - | - | 100,000 | 0,00% | NC | 100,000 | - | - | - | |

| | | | | | | | | | | | | | |
|--------------------|---------------|-------|------|---|-------|---------|---------|-------|----|---------|-----|--------|----------|
| ENT12023T+1,7% APP | TNBYTZTD1920 | NAV28 | 21 % | - | - | - | 100,000 | 0,00% | NC | 91,000 | 1 | 3926 | 39614 |
| ENAT2 2023 9,8% B | TNCR2TMAK1K8 | NB2F0 | 21 % | - | - | - | 99,000 | 0,00% | NC | 99,000 | - | - | - |
| ENAT2 2023 9,95% C | TNNZ2M9ZHIT3 | NC2F3 | 21 % | - | - | - | 97,000 | 0,00% | NC | 97,000 | - | - | - |
| ENAT2 2023T+1,95%C | TNDRFUSQRGB4 | NC2V3 | 21 % | - | - | - | 100,000 | 0,00% | NC | 100,000 | - | - | - |
| ENAT2 HASSAN23 APP | TNS70RLC1A97 | NH2A8 | 21 % | - | - | - | 63,000 | 0,00% | NC | 70,000 | 2 | 449 | 2829 |
| ENAT22023 9,75%APP | TNNI3UPDY012 | NA2F8 | 21 % | - | - | - | 98,010 | 0,00% | NC | 99,010 | 48 | 25384 | 272649 |
| ENAT22023T+1,75% B | TNN50G7PX8W5 | NB2V0 | 21 % | - | - | - | 100,000 | 0,00% | NC | 100,000 | - | - | - |
| ENT22023T+1,7% APP | TNH0FRXHSG72 | NA2V8 | 21 % | - | - | - | 97,000 | 0,00% | NC | 97,000 | 4 | 14657 | 157384 |
| BTA 8,25% Juin2031 | TNNSOORH1F1 | B0631 | 21 % | - | - | - | 95,300 | 0,00% | NC | 95,300 | - | - | - |
| BTA 9,4% aout 2033 | TNNU52JABSF6 | B0833 | 21 % | - | - | - | 99,950 | 0,00% | NC | 100,010 | 1 | 800 | 831328 |
| BTA 9,5% aout 2035 | TN19GXXADLDO | B0835 | 21 % | - | - | - | 100,000 | 0,00% | NC | 100,000 | - | - | - |
| BTA 9% sept 2029 | TNLRQIP00JY4 | B0929 | 21 % | - | - | - | 99,100 | 0,00% | NC | 98,700 | 2 | 430 | 438126 |
| ENAT3 2023 9,8% B | TNVE955M6R90 | NB3F0 | 21 % | - | - | - | 100,000 | 0,00% | NC | 100,000 | - | - | - |
| ENAT3 2023 9,95% C | TNDSN3G1YQE9 | NC3F3 | 21 % | - | - | - | 100,000 | 0,00% | NC | 100,000 | - | - | - |
| ENAT3 2023T+1,95%C | TN0LAJZU8LX6 | NC3V3 | 21 % | - | - | - | 100,000 | 0,00% | NC | 100,000 | - | - | - |
| ENAT32023 9,75%APP | TNPECGNMPEV9 | NA3F8 | 21 % | - | - | - | 98,500 | 0,00% | NC | 100,000 | 1 | 1000 | 10363 |
| ENAT32023T+1,75% B | TNRS9CVT3S7 | NB3V0 | 21 % | - | - | - | 100,000 | 0,00% | NC | 100,000 | - | - | - |
| ENT32023T+1,7% APP | TNVI299YK4C1 | NA3V8 | 21 % | - | - | - | 97,500 | 0,00% | NC | 97,500 | - | - | - |
| ENAT4 2023 9,8% B | TNBII1MJCEF3 | NB4F0 | 21 % | - | - | - | 101,700 | 0,00% | NC | 100,000 | 1 | 70000 | 7192299 |
| ENAT4 2023T+1,95%C | TN10K3C5R1G1 | NC4V3 | 21 % | - | - | - | 100,000 | 0,00% | NC | 100,000 | - | - | - |
| ENAT4 HASSAN2023 C | TNT8JDMSP7 | NH4C3 | 21 % | - | - | - | 100,000 | 0,00% | NC | 100,000 | - | - | - |
| ENAT4 HASSAN23 APP | TNNS9SUDVGS5 | NH4A8 | 21 % | - | - | - | 100,000 | 0,00% | NC | 100,000 | - | - | - |
| ENAT42023 9,75%APP | TNGVARQJ07Y7 | NA4F8 | 21 % | - | - | - | 100,000 | 0,00% | NC | 96,000 | 3 | 1346 | 13590 |
| ENAT42023 9,95% C | TNBXKXKBFR8 | NC4F3 | 21 % | - | - | - | 100,000 | 0,00% | NC | 100,000 | - | - | - |
| ENAT42023T+1,75% B | TNMCXPXLL1EE2 | NB4V0 | 21 % | - | - | - | 100,000 | 0,00% | NC | 100,000 | - | - | - |
| ENAT1 2024 9,8% B | TNUWXR58DVH5 | NB3F1 | 21 % | - | - | - | 101,300 | 0,00% | NC | 101,300 | - | - | - |
| ENAT1 2024 9,95% C | TNRLFZ5FIX29 | NC3F4 | 21 % | - | - | - | 100,000 | 0,00% | NC | 100,000 | - | - | - |
| ENAT1 2024T+1,95%C | TN85T11TY25 | NCV34 | 21 % | - | - | - | 100,000 | 0,00% | NC | 100,000 | - | - | - |
| ENAT12024 9,75%APP | TNLI8MDN3K59 | NAF29 | 21 % | - | - | - | 99,000 | 0,00% | NC | 100,000 | 12 | 11840 | 118353 |
| ENAT12024T+1,75% B | TN2781ZB9E10 | NB3V1 | 21 % | 2 | 20000 | 2039323 | 100,000 | 0,00% | | 100,000 | 2 | 20000 | 2039323 |
| ENAT1HASSAN2024 B | TNVOIKZMIIV2 | NH831 | 21 % | - | - | - | 100,000 | 0,00% | NC | 100,000 | - | - | - |
| ENAT1HASSAN2024APP | TNX8RLJOS6K2 | NHA29 | 21 % | - | - | - | 100,000 | 0,00% | NC | 100,000 | - | - | - |
| ENT12024T+1,7% APP | TNJ48E224391 | NAV29 | 21 % | - | - | - | 100,000 | 0,00% | NC | 100,000 | - | - | - |
| ENAT2 2024 9,8% B | TNXOK9990B08 | NB2F1 | 21 % | - | - | - | 101,300 | 0,00% | NC | 101,300 | - | - | - |
| ENAT2 2024 9,95% C | TN5W126K4ERO | NC2F4 | 21 % | - | - | - | 100,000 | 0,00% | NC | 100,000 | - | - | - |
| ENAT2 2024T+1,95%C | TN8KXKPKVQU2 | NC2V4 | 21 % | - | - | - | 100,000 | 0,00% | NC | 100,000 | - | - | - |
| ENAT22024 9,75%APP | TNGB6J5LAOW7 | NA2F9 | 21 % | - | - | - | 96,300 | 0,00% | NC | 96,000 | 12 | 13310 | 139068 |
| ENAT22024T+1,75% B | TNC6WBFURIQ8 | NB2V1 | 21 % | - | - | - | 100,000 | 0,00% | NC | 100,000 | - | - | - |
| ENAT2HASSAN2024 B | TNSTVM3VL445 | NH2B1 | 21 % | - | - | - | 100,000 | 0,00% | NC | 100,000 | - | - | - |
| ENAT2HASSAN24APP | TNNC5BCJLRM3 | NH2A9 | 21 % | - | - | - | 100,000 | 0,00% | NC | 100,000 | - | - | - |
| ENT22024T+1,7% APP | TN2ZCQJFHW9 | NA2V9 | 21 % | - | - | - | 100,000 | 0,00% | NC | 100,000 | - | - | - |
| ENAT3 2024 9,8% B | TNFC807A98F4 | NB3F1 | 21 % | - | - | - | 101,540 | 0,00% | NC | 101,540 | - | - | - |
| ENAT3 2024 9,95% C | TNPDPDY2398 | NC3F4 | 21 % | - | - | - | 100,000 | 0,00% | NC | 100,000 | - | - | - |
| ENAT3 2024T+1,95%C | TNLBC9INKV10 | NC3V4 | 21 % | - | - | - | 100,000 | 0,00% | NC | 100,000 | - | - | - |
| ENAT3 HASSAN2024 B | TNINM1L131F4 | NH3B1 | 21 % | - | - | - | 100,000 | 0,00% | NC | 100,000 | - | - | - |
| ENAT32024 9,75%APP | TNBDWIX8EYF6 | NA3F9 | 21 % | - | - | - | 98,000 | 0,00% | NC | 94,500 | 2 | 2600 | 26241 |
| ENAT32024T+1,75% B | TNA00T7V1X56 | NB3V1 | 21 % | - | - | - | 100,000 | 0,00% | NC | 100,000 | - | - | - |
| ENT32024T+1,7% APP | TNZ2FOAA1509 | NA3V9 | 21 % | - | - | - | 100,000 | 0,00% | NC | 100,000 | - | - | - |
| BTA 9,70% Oct 2027 | TN9EGII9CQ82 | B1027 | 21 % | - | - | - | 101,830 | 0,00% | NC | 100,000 | 2 | 100 | 105178 |
| BTA 9,87% Oct 2031 | TNOODT102PF5 | B1031 | 21 % | - | - | - | 100,000 | 0,00% | NC | 100,000 | - | - | - |
| BTA 9,80% Oct 2028 | TN87SF5T9R03 | B1028 | 21 % | - | - | - | 100,000 | 0,00% | NC | 100,000 | - | - | - |
| ENAT4 2024 9,8% B | TN9092FJVKK8 | NB4F1 | 21 % | - | - | - | 101,400 | 0,00% | NC | 101,400 | - | - | - |
| ENAT4 2024 9,95% C | TNGCLJ57FYQ7 | NC4F4 | 21 % | - | - | - | 102,400 | 0,00% | NC | 102,400 | - | - | - |
| ENAT4 2024T+1,95%C | TNTPNCECEBC3 | NC4V4 | 21 % | - | - | - | 100,000 | 0,00% | NC | 100,000 | - | - | - |
| ENAT4 HASSAN2024 B | TNZQNUDKX2Y3 | NH4B1 | 21 % | - | - | - | 100,000 | 0,00% | NC | 100,000 | - | - | - |
| ENAT42024 9,75%APP | TN9CYAY77XT1 | NA4F9 | 21 % | - | - | - | 102,700 | 0,00% | NC | 95,000 | 6 | 64400 | 676561 |
| ENAT42024T+1,75% B | TN45VKDAPM79 | NB4V1 | 21 % | - | - | - | 100,000 | 0,00% | NC | 100,000 | - | - | - |
| ENT42024T+1,7% APP | TNSAWK5L94U9 | NA4V9 | 21 % | - | - | - | 100,000 | 0,00% | NC | 100,000 | - | - | - |
| BTA 9,89% Juin2033 | TNI5BPOGW9F1 | B0633 | 21 % | - | - | - | 100,000 | 0,00% | NC | 100,000 | - | - | - |
| BTA 9,90% Dec 2034 | TNXJGTXAROH4 | B1234 | 21 % | - | - | - | 100,000 | 0,00% | NC | 100,000 | - | - | - |
| BTA 9,87% Janv2032 | TNCYAUIIJ413 | B0132 | 21 % | - | - | - | 104,350 | 0,00% | NC | 101,310 | 3 | 700 | 723081 |
| BTA 9,83% mars2034 | TNV7HGOLTYL8 | B0334 | 21 % | - | - | - | 100,000 | 0,00% | NC | 100,000 | - | - | - |
| BTA 9,28% juin2028 | TNL8K8A9Q440 | B0628 | 21 % | - | - | - | 100,000 | 0,00% | NC | 100,000 | - | - | - |
| BTA 9,49% juin2034 | TNBF55WVBO32 | B0634 | 21 % | - | - | - | 100,000 | 0,00% | NC | 100,000 | - | - | - |
| BTA 9,37% juin2029 | TNNC6SZ1UFM6 | B0629 | 21 % | - | - | - | 100,270 | 0,00% | NC | 100,000 | 1 | 100 | 105687 |
| BTA 9,45% juil2035 | TNEHPA8HGPDP7 | B0735 | 21 % | - | - | - | 100,000 | 0,00% | NC | 100,000 | - | - | - |
| BTA 9,31% juin2030 | TNXS9NK4WGP1 | B0630 | 21 % | - | - | - | 101,760 | 0,00% | NC | 100,730 | 5 | 700 | 748327 |
| BTA 9,28% mars2029 | TN5NNTYOMW72 | B0329 | 21 % | - | - | - | 100,000 | 0,00% | NC | 100,000 | - | - | - |
| BTA 9,40% Dec 2035 | TNQEW1AZTU8 | B1235 | 21 % | - | - | - | 100,000 | 0,00% | NC | 100,000 | - | - | - |
| BTA 7,75% Mars2035 | TNRZET64V1L9 | B0335 | 21 % | - | - | - | 100,000 | 0,00% | NC | 100,000 | - | - | - |
| BTA 7,75% Mars2036 | TN673BVAIRO4 | B0336 | 21 % | - | - | - | 100,000 | 0,00% | NC | 100,000 | - | - | - |
| BTA 7,75% Mars2038 | TNEF0249ZM68 | B0338 | 21 % | - | - | - | 92,160 | 0,00% | NC | 100,000 | 3 | 59000 | 55126044 |
| BTA 7,50% Sept2034 | TN7AELB464P3 | B0934 | 21 % | - | - | - | 100,000 | 0,00% | NC | 100,000 | - | - | - |
| BTA 8,45% Sept2030 | TNGTIJFRR1B4 | B0930 | 21 % | - | - | - | 100,000 | 0,00% | NC | 100,000 | - | - | - |
| Total | | | | 2 | 20000 | 2039323 | | | | | 207 | 633663 | 89479659 |

Obligations privées

Séance du 04/05/2026

Année 2026

| Secteur / Emetteur / Valeur | Code ISIN | MNEMO | Groupe | Unitée de Cotation | Echanges | Quantité | Capitaux en TND | Clôture | Var. du Jour | Indicateur | Ouverture | Echanges | Quantité | Capitaux en TND | |
|---|--------------|-------|--------|--------------------|----------|----------|-----------------|---------|--------------|------------|-----------|----------|----------|-----------------|-----------|
| BANQUES | | | | | | | | | | | | | | | |
| ABC TUNISIE | | | | | | | | | | | | | | | |
| ABC0627 11.5%P7-2 | TN0007780075 | AC20B | | 21 % | -- | -- | -- | 100,000 | 0,00% | NC | 100,000 | -- | -- | -- | |
| AMEN BANK | | | | | | | | | | | | | | | |
| AB0528 7.0%AP20 | TN0003400330 | ABS8B | | 21 % | -- | -- | -- | 100,000 | 0,00% | NC | 100,000 | -- | -- | -- | |
| ABSC0228 9.4%AP7-2 | TN0003400678 | ABS3C | | 21 % | -- | -- | -- | 100,000 | 0,00% | NC | 100,000 | -- | -- | -- | |
| AB SA0428T+2.7P7-2 | TN0003400686 | ABS1A | | 21 % | -- | -- | -- | 100,000 | 0,00% | NC | 100,000 | -- | -- | -- | |
| AB SB0431T+2.8AP10 | TN0003400694 | ABS1B | | 21 % | -- | -- | -- | 100,000 | 0,00% | NC | 100,000 | -- | -- | -- | |
| ABSA1028 10.05%AP5 | TNDE9EH7SA12 | AB3AF | | 21 % | -- | -- | -- | 100,000 | 0,00% | NC | 100,000 | -- | -- | -- | |
| ABSA1028T+2.15%AP5 | TNL8PGUB9C93 | AB3AV | | 21 % | -- | -- | -- | 100,000 | 0,00% | NC | 100,000 | -- | -- | -- | |
| ABSC1030 10.2%P7-2 | TN5PTKYMCD13 | AB3CF | | 21 % | -- | -- | -- | 100,000 | 0,00% | NC | 100,000 | -- | -- | -- | |
| ABSC1030T+2.3%P7-2 | TNTMJ1DJ4SH4 | AB3CV | | 21 % | -- | -- | -- | 100,000 | 0,00% | NC | 100,000 | -- | -- | -- | |
| ABSD1030 10.3% IF7 | TNOGGAF4RX47 | AB3DF | | 21 % | -- | -- | -- | 100,000 | 0,00% | NC | 100,000 | -- | -- | -- | |
| ABSD1030 T+2.4%IF7 | TNR3ZRJC984 | AB3DV | | 21 % | -- | -- | -- | 100,000 | 0,00% | NC | 100,000 | -- | -- | -- | |
| ABSA1130T+1.65%AP5 | TNQK7QIECB53 | ABS5A | | 21 % | -- | -- | -- | 100,000 | 0,00% | NC | 100,000 | | 2 | 35 | 3599 |
| ABSB1132T+1.75P7-2 | TNA3Z7AYXXX2 | ABS5B | | 21 % | -- | -- | -- | 100,000 | 0,00% | NC | 100,000 | | 1 | 30 000 | 3 070 222 |
| ARAB TUNISIAN BANK | | | | | | | | | | | | | | | |
| ATB0527T+1.75%AP20 | TN0003600491 | ATB7C | | 21 % | -- | -- | -- | 100,000 | 0,00% | NC | 100,000 | -- | -- | -- | |
| ATB0532T+2.0%AP25 | TN0003600509 | ATB7D | | 21 % | -- | -- | -- | 100,000 | 0,00% | NC | 100,000 | -- | -- | -- | |
| ATB0529 5.9%P20-5 | TN0003600582 | ATB82 | | 21 % | -- | -- | -- | 100,000 | 0,00% | NC | 100,000 | -- | -- | -- | |
| ATBSB0328T+2.1AP10 | TN0003600657 | ATBSB | | 21 % | -- | -- | -- | 100,000 | 0,00% | NC | 100,000 | -- | -- | -- | |
| BANQUE DE TUNISIE ET DES EMIRATS | | | | | | | | | | | | | | | |
| BTE0930 5.85%AP20 | TN0001300607 | BE10B | | 21 % | -- | -- | -- | 100,000 | 0,00% | NC | 100,000 | -- | -- | -- | |
| BTE0232 6.25%P20 | TN0001300623 | BE11F | | 21 % | -- | -- | -- | 100,000 | 0,00% | NC | 100,000 | -- | -- | -- | |
| BTEB0127 11.5%P7-2 | TN0001300680 | BE9BF | | 21 % | -- | -- | -- | 100,000 | 0,00% | NC | 100,000 | -- | -- | -- | |
| BTEB0127T+3.25P7-2 | TN0001300698 | BE9BV | | 21 % | -- | -- | -- | 100,000 | 0,00% | NC | 100,000 | -- | -- | -- | |
| BANQUE INTERNATIONALE ARABE DE TUNISIE | | | | | | | | | | | | | | | |
| BSA0627 8.75% P5PP | TN059Z1I0G78 | B22AF | | 21 % | -- | -- | -- | 100,000 | 0,00% | NC | 100,000 | -- | -- | -- | |
| BSA0627T+2.55%P5PP | TN2XZZTDCR70 | B22AV | | 21 % | -- | -- | -- | 100,000 | 0,00% | NC | 100,000 | -- | -- | -- | |
| BSB0627 8.75% P5 | TNBLRFH96SL4 | B22BF | | 21 % | -- | -- | -- | 100,130 | 0,00% | NC | 100,130 | -- | -- | -- | |
| BSB0627T+2.55% P5 | TNUALDKV3BS3 | B22BV | | 21 % | -- | -- | -- | 100,000 | 0,00% | NC | 100,000 | -- | -- | -- | |
| BSC0627 9.15% IF5 | TNODT4SXV9P9 | B22CF | | 21 % | -- | -- | 98,440 | 98,440 | 0,00% | NC | 98,440 | -- | -- | -- | |
| BSC0627T+2.95% IF5 | TN9MG9SI38K0 | B22CV | | 21 % | -- | -- | 102,020 | 91,720 | 0,00% | NC | 91,720 | | 2 | 3 280 | 362 836 |
| BSD0629 9.20% P7-2 | TN8J8QFA4123 | B22DF | | 21 % | -- | -- | -- | 100,000 | 0,00% | NC | 100,000 | -- | -- | -- | |
| BSD0629 T+3% P7-2 | TNGOJL1IIN67 | B22DV | | 21 % | -- | -- | -- | 100,000 | 0,00% | NC | 100,000 | -- | -- | -- | |
| BSE0629 9.45% IF7 | TNPZ2BZUF023 | B22EF | | 21 % | -- | -- | -- | 100,000 | 0,00% | NC | 100,000 | -- | -- | -- | |
| BSE0629T+3.25% IF7 | TN4IAOG1Z7S3 | B22EV | | 21 % | -- | -- | -- | 100,000 | 0,00% | NC | 100,000 | -- | -- | -- | |
| BSF0632 9.60%P10-5 | TNGQ611JKPR4 | B22FF | | 21 % | -- | -- | -- | 100,000 | 0,00% | NC | 100,000 | -- | -- | -- | |
| BSF0632T+3.35P10-5 | TNDJUT047VF9 | B22FV | | 21 % | -- | -- | -- | 100,180 | 0,00% | NC | 100,180 | -- | -- | -- | |
| BSG0632 9.70% IF10 | TNFSFT39R800 | B22GF | | 21 % | -- | -- | -- | 100,760 | 0,00% | NC | 100,760 | -- | -- | -- | |
| BSG0632T+3.45%IF10 | TNHD4NKEWF69 | B22GV | | 21 % | -- | -- | -- | 100,000 | 0,00% | NC | 100,000 | -- | -- | -- | |
| BANQUE TUNISO KOWEITienne | | | | | | | | | | | | | | | |
| BTK0230 5.85%P20 | TN0004620142 | BTK9D | | 21 % | -- | -- | -- | 100,000 | 0,00% | NC | 100,000 | -- | -- | -- | |
| BTK0130 T+2.5% AP5 | TN3Z8BRRN997 | BTK24 | | 21 % | -- | -- | -- | 100,000 | 0,00% | NC | 100,000 | -- | -- | -- | |
| BH BANK | | | | | | | | | | | | | | | |
| BH SC1028 9.1%P7-2 | TNOPIDORGAE6 | BS21C | | 21 % | -- | -- | -- | 99,970 | 0,00% | NC | 99,970 | -- | -- | -- | |
| BHSA1026T+2.55P5-1 | TNSH8NXC1WC4 | BS21A | | 21 % | -- | -- | -- | 101,170 | 0,00% | NC | 100,860 | | 2 | 2 877 | 76 032 |
| BHBS1026T+2.7%INF5 | TNIHWO49ARG5 | BS21B | | 21 % | -- | -- | -- | 100,000 | 0,00% | NC | 100,000 | -- | -- | -- | |
| BHSD1028T+2.9%P7-2 | TNA4HARL4UU5 | BS21D | | 21 % | -- | -- | -- | 100,000 | 0,00% | NC | 100,000 | -- | -- | -- | |
| SOCIETE TUNISIENNE DE BANQUE | | | | | | | | | | | | | | | |
| STB0528T+1.75%AP20 | TN0002601003 | STB8C | | 21 % | -- | -- | -- | 100,000 | 0,00% | NC | 100,000 | -- | -- | -- | |
| STB0533 T+2.0%AP25 | TN0002601011 | STB8D | | 21 % | -- | -- | -- | 100,000 | 0,00% | NC | 100,000 | -- | -- | -- | |
| STB SC1126 11%P7-2 | TN0002601169 | S91CF | | 21 % | -- | -- | -- | 100,150 | 0,00% | NC | 100,150 | -- | -- | -- | |
| STBSC1126T+2.8P7-2 | TN0002601177 | S91CV | | 21 % | -- | -- | -- | 100,000 | 0,00% | NC | 100,000 | -- | -- | -- | |
| STBSD1126 11.5%IF7 | TN0002601185 | SB91D | | 21 % | -- | -- | -- | 100,000 | 0,00% | NC | 100,000 | -- | -- | -- | |
| STB SC0427 11%P7-2 | TN0002601219 | S20CF | | 21 % | -- | -- | -- | 100,150 | 0,00% | NC | 100,150 | -- | -- | -- | |
| STBSA0127 8.7% AP5 | TNWQ50M265V8 | S21AF | | 21 % | -- | -- | -- | 99,520 | 0,00% | NC | 99,520 | -- | -- | -- | |
| STBSA0127T+2.3%AP5 | TN8X3GZLYOR8 | S21AV | | 21 % | -- | -- | -- | 98,820 | 0,00% | NC | 98,820 | -- | -- | -- | |
| STBSB0127 8.95%IF5 | TNTGLIP3KDL6 | S21BF | | 21 % | -- | -- | -- | 100,000 | 0,00% | NC | 100,000 | -- | -- | -- | |
| STBSB0127T+2.55IF5 | TN4UMLP967X2 | S21BV | | 21 % | -- | -- | -- | 100,000 | 0,00% | NC | 100,000 | -- | -- | -- | |
| STBSC0127 9.1% AP5 | TNXFR5BNBPM9 | S21CF | | 21 % | -- | -- | -- | 100,000 | 0,00% | NC | 100,000 | -- | -- | -- | |
| STBSC0127T+2.7%AP5 | TN2MYCP047G7 | S21CV | | 21 % | -- | -- | -- | 100,000 | 0,00% | NC | 100,000 | -- | -- | -- | |
| STBSD0127 9.35%IF5 | TNL6Z2LXMEP5 | S21DF | | 21 % | -- | -- | -- | 100,000 | 0,00% | NC | 100,000 | -- | -- | -- | |
| STBSE0127 8.7% AP5 | TNOR77XCOAHO | S21EF | | 21 % | -- | -- | -- | 100,000 | 0,00% | NC | 100,000 | -- | -- | -- | |
| UNION BANCAIRE POUR LE COMMERCE ET L INDUSTRIE | | | | | | | | | | | | | | | |
| UBCIS1130 9.30%AP5 | TNTWU2KQRW54 | UBS5A | | 21 % | -- | -- | -- | 100,000 | 0,00% | NC | 100,000 | | 2 | 600 | 61 926 |
| UBCIS1132 9.4%P7-2 | TN8S8S99B8S7 | UBS5C | | 21 % | -- | -- | -- | 100,000 | 0,00% | NC | 100,000 | -- | -- | -- | |
| UBCIS0131 9.10%AP5 | TN4X28FG1HN5 | UBS5A | | 21 % | -- | -- | -- | 100,000 | 0,00% | NC | 100,000 | -- | -- | -- | |
| UBCIS0133 9.2%P7-2 | TNATYLQMS1D3 | UBS5C | | 21 % | -- | -- | -- | 100,000 | 0,00% | NC | 100,000 | -- | -- | -- | |
| UNION INTERNATIONALE DE BANQUES | | | | | | | | | | | | | | | |
| UIB0729 5.85%AP20 | TN0003900248 | UB91C | | 21 % | -- | -- | -- | 95,000 | 0,00% | NC | 95,000 | -- | -- | -- | |
| UIB0831 6.3%P20 | TN0003900263 | U111B | | 21 % | -- | -- | -- | 94,070 | 0,00% | NC | 91,600 | | 4 | 8 943 | 261 918 |
| UIB0133 6.70% AP20 | TN0003900305 | UB21C | | 21 % | -- | -- | -- | 100,000 | 0,00% | NC | 100,000 | -- | -- | -- | |

| WIFACK INTERNATIONAL BANK | | | | | | | | | | | | |
|-------------------------------------|---------------|-------|------|---|---|---|---------|-------|----|-----------|----|----------------|
| WIB ID 0626 11%P7 | TN0007200207 | WB19D | 21 % | - | - | - | 100,000 | 0,00% | NC | 100,000 - | - | - |
| WIBIC0626 10.75%P7 | TN0007200199 | WB19C | 21 % | - | - | - | 98,000 | 0,00% | NC | 98,000 - | - | - |
| WC0133 10.25%P10-2 | TNMC9HTIB5A4 | WB22C | 21 % | - | - | - | 100,000 | 0,00% | NC | 100,000 - | - | - |
| WIB A 0128 9.25%P5 | TNR4CLXNS261 | WB22A | 21 % | - | - | - | 100,000 | 0,00% | NC | 100,000 - | - | - |
| WIBB0130 9.75%P7-2 | TN6K3B3UUB12 | WB22B | 21 % | - | - | - | 100,000 | 0,00% | NC | 100,000 - | - | - |
| SERVICES FINANCIERS | | | | | | | | | | | | |
| ARAB TUNISIAN LEASE | | | | | | | | | | | | |
| ATL A0127 9.6% AP5 | TNFUHZ3R7VR5 | AT21A | 21 % | - | - | - | 100,900 | 0,00% | NC | 99,580 | 2 | 1820 37455 |
| ATL B0129 9.8%P7-2 | TN6KZZEJ5N2 | AT21B | 21 % | - | - | - | 100,000 | 0,00% | NC | 100,000 - | - | - |
| ATLB1029 10.3%P7-2 | TNNW3558ZUL9 | AT22B | 21 % | - | - | - | 100,000 | 0,00% | NC | 100,000 - | - | - |
| ATL A 1027 10% AP5 | TN8DSPQCBC06 | AT22A | 21 % | - | - | - | 100,000 | 0,00% | NC | 99,010 | 4 | 6160 258794 |
| ATLA0228 10.5% AP5 | TNMA55MMD46 | AT23A | 21 % | - | - | - | 100,000 | 0,00% | NC | 100,000 - | - | - |
| ATLB0230 10.7%P7-2 | TNBW945EA5 | AT23B | 21 % | - | - | - | 100,000 | 0,00% | NC | 100,000 - | - | - |
| ATLA1028 10.7% AP5 | TN06F5NFW3K1 | A232A | 21 % | - | - | - | 99,340 | 0,00% | NC | 99,340 - | - | - |
| ATLB1030 10.9%P7-2 | TNWYE1PN6WF5 | A232B | 21 % | - | - | - | 100,000 | 0,00% | NC | 100,000 - | - | - |
| ATL0529 10.55% AP5 | TNIKWGWIVBC2 | AT241 | 21 % | - | - | - | 101,800 | 0,00% | NC | 99,250 | 2 | 3510 311340 |
| ATL0130 10.35% AP5 | TNTUDM2LCA16 | AT242 | 21 % | - | - | - | 102,290 | 0,00% | NC | 100,000 | 1 | 700 58600 |
| ATL0830 9.65% AP5 | TNHOASGSR955 | AT251 | 21 % | - | - | - | 102,320 | 0,00% | NC | 100,000 | 3 | 1918 207101 |
| ATL0331 9.15% AP5 | TN7XUIXDVQY8 | AT252 | 21 % | - | - | - | 100,000 | 0,00% | NC | 100,000 - | - | - |
| ATTUJARI LEASING | | | | | | | | | | | | |
| TJL A 0927 10% AP5 | TN4J4VCBM140 | JL22F | 21 % | - | - | - | 100,000 | 0,00% | NC | 100,000 - | - | - |
| TJLB927 T+2.75%AP5 | TNCTFWWUXV74 | JL22V | 21 % | - | - | - | 100,000 | 0,00% | NC | 100,000 - | - | - |
| TJL 1028 10.7% AP5 | TNMEZPU3I4U2 | JL23F | 21 % | - | - | - | 100,000 | 0,00% | NC | 100,000 - | - | - |
| TJL 0329 10.6% AP5 | TN06AI2ZFDD3 | JL24F | 21 % | - | - | - | 99,610 | 0,00% | NC | 99,610 | 1 | 192 11488 |
| TJL 0329T+2.5% AP5 | TN88JDDMJY5 | JL24V | 21 % | - | - | - | 100,000 | 0,00% | NC | 100,000 - | - | - |
| BTK LEASING | | | | | | | | | | | | |
| BTKLS0930 9.4% AP5 | TN1T1YC5F1E6 | BTKLF | 21 % | - | - | - | 100,000 | 0,00% | NC | 100,000 - | - | - |
| BTKLS930T+2.25%AP5 | TNTFJOAWNBP7 | BTKLV | 21 % | - | - | - | 100,000 | 0,00% | NC | 100,000 - | - | - |
| COMPAGNIE INTERNATIONALE DE LEASING | | | | | | | | | | | | |
| CIL0628 10.55% AP5 | TNY1F6B0X6F5 | CL23F | 21 % | - | - | - | 101,330 | 0,00% | NC | 100,000 | 1 | 500 33078 |
| DAAM TAMWEEL | | | | | | | | | | | | |
| DAAM1030 10.1% AP5 | TNTEPPETCXN3 | DAM25 | 21 % | - | - | - | 100,000 | 0,00% | NC | 100,000 - | - | - |
| ENDA TAMWEEL | | | | | | | | | | | | |
| ENDA A0729 10,8%P5 | TNCYRNRQ4UA6 | ENDAF | 21 % | - | - | - | 99,250 | 0,00% | NC | 99,250 - | - | - |
| ENDA A0729T+2.9%P5 | TN44RRP7AMA4 | ENDAV | 21 % | - | - | - | 100,000 | 0,00% | NC | 100,000 - | - | - |
| ENDA B0731 11%P7-2 | TNNEAGRSF0D0 | ENDBF | 21 % | - | - | - | 100,000 | 0,00% | NC | 100,000 - | - | - |
| ENDA A0630 10%P5 | TN632S5V0835 | NDAAF | 21 % | - | - | - | 100,000 | 0,00% | NC | 100,000 - | - | - |
| ENDA A0630T+2.5%P5 | TNJUB2R91MN4 | NDAAV | 21 % | - | - | - | 100,000 | 0,00% | NC | 100,000 - | - | - |
| ENDAB632 10.2%P7-2 | TNUPKQSV5F28 | NDABF | 21 % | - | - | - | 100,000 | 0,00% | NC | 100,000 - | - | - |
| HANNIBAL LEASE | | | | | | | | | | | | |
| HLB0228 10,1%AP7-2 | TN0007310584 | H211B | 21 % | - | - | - | 100,000 | 0,00% | NC | 100,000 - | - | - |
| HL A0327 9.6% AP5 | TN77U54Q5NV3 | H22AF | 21 % | - | - | - | 100,000 | 0,00% | NC | 100,000 - | - | - |
| HL B0329 9.8%P7-2 | TNJQTACHIQQ5 | H22BF | 21 % | - | - | - | 100,000 | 0,00% | NC | 100,000 - | - | - |
| HLA0328 10.75% AP5 | TNLT7VQZVHR54 | H231F | 21 % | - | - | - | 100,000 | 0,00% | NC | 100,000 - | - | - |
| HLB0328 T+2.6% AP5 | TNAGSVAWF5T2 | H231V | 21 % | - | - | - | 100,000 | 0,00% | NC | 100,000 - | - | - |
| HL A0429 10.7% AP5 | TNAQSF8ZD1W1 | H241F | 21 % | - | - | - | 100,000 | 0,00% | NC | 100,000 - | - | - |
| HL 0430 10.20% AP5 | TN1PFTZ4HEM1 | HL251 | 21 % | - | - | - | 100,000 | 0,00% | NC | 100,000 | 1 | 30000 2404024 |
| TAYSIR MICROFINANCE | | | | | | | | | | | | |
| TAY A1029 10,9%P5 | TNEDMOU67Y09 | TAYAF | 21 % | - | - | - | 100,000 | 0,00% | NC | 100,000 - | - | - |
| TAY A1029T+2.95%P5 | TNYQ67SIXE1 | TAYAV | 21 % | - | - | - | 100,000 | 0,00% | NC | 100,000 - | - | - |
| TAYB1031 11.1%P7-2 | TNAX90TPIFM2 | TAYBF | 21 % | - | - | - | 100,000 | 0,00% | NC | 100,000 - | - | - |
| TAYB1031T+3.2%P7-2 | TNS5WSWT6FD4 | TAYBV | 21 % | - | - | - | 100,000 | 0,00% | NC | 100,000 - | - | - |
| TAYSIR 0431 9,4%P5 | TNDCNOPSCAD9 | TAY6F | 21 % | - | - | - | 100,000 | 0,00% | NC | 100,000 - | - | - |
| TAYSIRO431T+2,4%P5 | TNRVE5COXC06 | TAY6V | 21 % | - | - | - | 100,000 | 0,00% | NC | 100,000 - | - | - |
| TUNISIE LEASING ET FACTORING | | | | | | | | | | | | |
| TL B0626 11.7%P7-2 | TN0002102127 | T91BF | 21 % | - | - | - | 102,630 | 0,00% | NC | 102,630 - | - | - |
| TLF SA1026 9.8%AP5 | TNZSBU7F6WY7 | T21SA | 21 % | - | - | - | 100,880 | 0,00% | NC | 100,880 - | - | - |
| TLF 0427 9.6% AP5 | TNYJL6N2AEP6 | TL22F | 21 % | - | - | - | 100,440 | 0,00% | NC | 100,440 - | - | - |
| TLF0427 T+2.75%AP5 | TNKU48FZVRH1 | TL22V | 21 % | - | - | - | 100,000 | 0,00% | NC | 100,000 - | - | - |
| TLF 1027 10% AP5 | TNXIY8MEDJE3 | T222F | 21 % | - | - | - | 100,000 | 0,00% | NC | 100,000 - | - | - |
| TLF1027 T+2.75%AP5 | TNR0099VZUY8 | T222V | 21 % | - | - | - | 100,000 | 0,00% | NC | 100,000 - | - | - |
| TLF0428 10,55% AP5 | TN99P72UER99 | TL231 | 21 % | - | - | - | 100,000 | 0,00% | NC | 100,000 - | - | - |
| TLF0129 10,70% AP5 | TNMCJHUZPRD0 | TL23F | 21 % | - | - | - | 101,760 | 0,00% | NC | 99,130 | 3 | 3910 244742 |
| TLF0129T+2.5%AP5 | TNQYE48RCJT2 | TL23V | 21 % | - | - | - | 100,000 | 0,00% | NC | 100,000 - | - | - |
| TLF 0529T+2.5% AP5 | TNUSNP2H8PH1 | TL24V | 21 % | - | - | - | 100,000 | 0,00% | NC | 100,000 - | - | - |
| TLF0529 10,60% AP5 | TN4SCYEXIVY5 | TL24F | 21 % | - | - | - | 102,510 | 0,00% | NC | 100,000 | 1 | 350 31451 |
| TLF0929 10,50% AP5 | TNIFE0BZ0LR6 | T242F | 21 % | - | - | - | 100,000 | 0,00% | NC | 100,000 - | - | - |
| TLF0929 T+2.5% AP5 | TNP89T6GPQD0 | T242V | 21 % | - | - | - | 100,000 | 0,00% | NC | 100,000 - | - | - |
| TLF 0530 10% AP5 | TNQ8KNUQ09D7 | TL251 | 21 % | - | - | - | 100,000 | 0,00% | NC | 100,000 | 2 | 21100 2316795 |
| TLFS1130 9.25% AP5 | TNMTWPZD31L4 | TL255 | 21 % | - | - | - | 100,000 | 0,00% | NC | 100,000 - | - | - |
| Total | | | | | 0 | 0 | 0 | | | | 34 | 115895 9751403 |

Instruments – Marché Hors Cote

Actions

| Séance du 04/05/2026 | | | | | | | | | | | Année 2026 | | | | |
|----------------------|--------------|-------|--------|----------|----------|----------|-----------|--------------|------------|-----------|------------------|-----------|--------------|-----------------|--|
| Valeur | Code ISIN | MNEMO | Groupe | Échanges | Quantité | Capitaux | Clôture | Var. du Jour | Indicateur | Ouverture | Rendement annuel | Échanges | Quantité | Capitaux en TND | |
| SITEX | TN0004300307 | SITEX | | 13 | – | – | 2,990 | 0,00% | NC | 2,410 | 24,07% | 2 | 2 | 6 | |
| STE TUN. DU SUCRE | TN0006170013 | STS | | 13 | 1 | 1 | 12,250 | 0,00% | | 9,600 | 27,60% | 52 | 3 685 | 35 934 | |
| TOTAL | | | | | 1 | 1 | 12 | | | | | 54 | 3 687 | 35 939 | |

Lignes Secondaires

| Séance du 04/05/2026 | | | | | | | | | | | Année 2026 | | |
|----------------------|-----------|-------|--------|----------|----------|----------|---------|--------------|------------|---------------|------------|----------|-----------------|
| Valeur | Code ISIN | MNEMO | Groupe | Échanges | Quantité | Capitaux | Clôture | Var. du Jour | Indicateur | Dernier cours | Échanges | Quantité | Capitaux en TND |
| Aucune donnée | | | | | | | | | | | | | |

Autres

| Séance du 04/05/2026 | | | | | | | | | | | Année 2026 | | | |
|----------------------|-----------|-------|--------|----------|----------|----------|---------|--------------|------------|-----------|------------------|----------|----------|-----------------|
| Valeur | Code ISIN | MNEMO | Groupe | Échanges | Quantité | Capitaux | Clôture | Var. du Jour | Indicateur | Ouverture | Rendement annuel | Échanges | Quantité | Capitaux en TND |
| Aucune donnée | | | | | | | | | | | | | | |