

May 22 2026

| MO | TU | WE | TH | FR | SA | SU |
|----|----|----|----|----|----|----|
| | | | | 01 | 02 | 03 |
| 04 | 05 | 06 | 07 | 08 | 09 | 10 |
| 11 | 12 | 13 | 14 | 15 | 16 | 17 |
| 18 | 19 | 20 | 21 | 22 | 23 | 24 |
| 25 | 26 | 27 | 28 | 29 | 30 | 31 |

MARKET OVERVIEW 2026

Summary

Market Indicators & Activity

2

Main Market: Rankings

4

Main Market: by segment & by listing group

6

Main Market: by investors category

8

Bond Market

9

Over-the-counter Market

10

Year in Review

11

Instruments

21

Market Indicators & Activity

Trading session of 22/05/2026

Capitalization (MD) **44,107**

Daily Change : **1.11%**

Annual Change : **27.23%**

| Markets | Block Trades | Block Quantity | Block Value | Trades | Volume | Value(TND) |
|-------------|--------------|----------------|-------------|--------|---------|------------|
| Main Market | 0 | 0 | 0 | 3,225 | 827,411 | 12,413,631 |

| Listed Companies | Gainers | Losers | Unchanged | Unlisted | Halted |
|------------------|---------|--------|-----------|----------|--------|
| 75 | 38 | 14 | 12 | 9 | 2 |

Value in TND

Trading Session

26,494,927

Total

12,413,631

Shares trading value

0

Bonds trading value

0

Over-the-Counter (OTC)

14,081,296

Registrations

0

Declarations

TUNINDEX
17,197.16

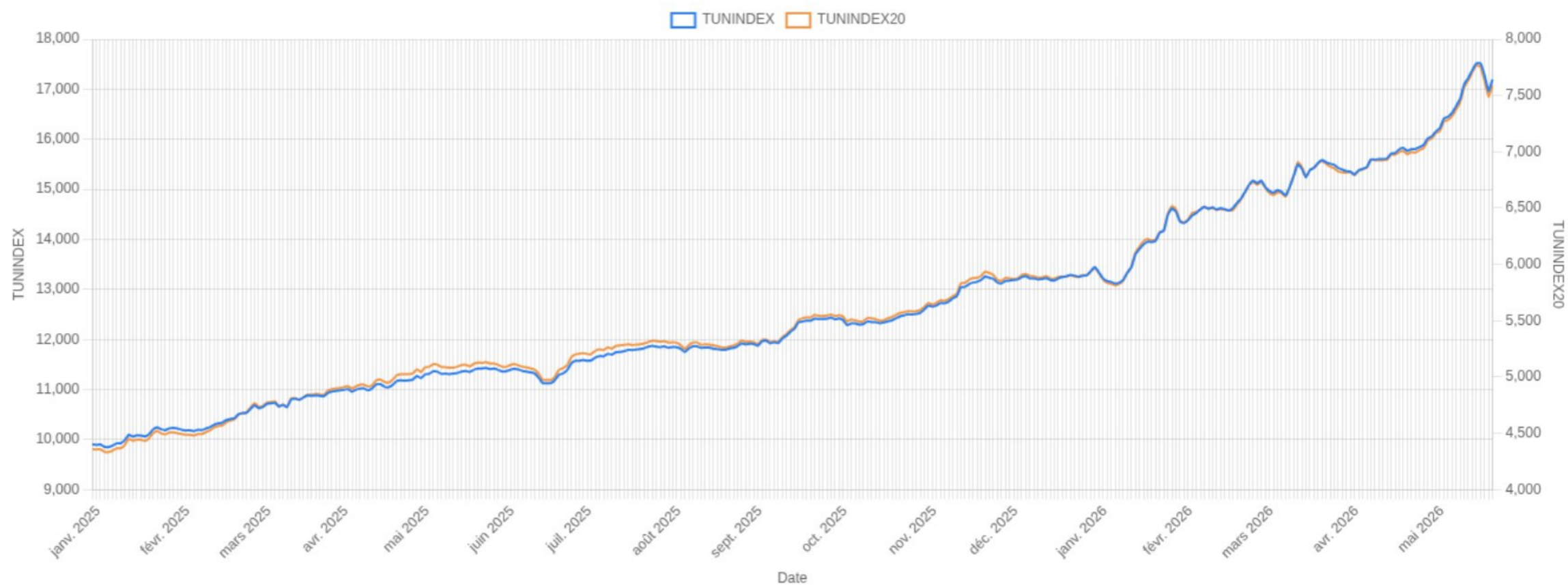
Daily Change
1.38%
Annual Change
27.86%

Year High
17,521.40
19/05/2026
Year Low
13,119.98
08/01/2026

TUNINDEX20
7,591.50

Daily Change
1.37%
Annual Change
27.05%

Year High
7,769.16
18/05/2026
Year Low
5,814.06
08/01/2026



Traded Volume

Trading Session

955,882
Total

827,411
Shares trading value

0
Bonds trading value

0
Over-the-Counter (OTC)

128,471
Registrations

0
Declarations

| Sector Indices | Today's Index | Previous Close | Daily Change | Year-to-Date Change | Weight in TUNINDEX | Year High | Year Low | | |
|----------------------------------|---------------|----------------|--------------|---------------------|--------------------|------------|-----------|------------|-----------|
| FINANCIALS INDEX | 13,432.07 | 13,235.63 | 1.48% | 28.85% | 63.48% | 19/05/2026 | 13,743.94 | 08/01/2026 | 10,105.95 |
| BANKS INDEX | 12,477.99 | 12,278.59 | 1.62% | 29.04% | 55.69% | 18/05/2026 | 12,820.85 | 08/01/2026 | 9,352.37 |
| INSURANCE INDEX | 24,927.45 | 24,898.76 | 0.12% | 25.86% | 4.33% | 20/05/2026 | 24,941.88 | 13/01/2026 | 18,967.75 |
| FINANCIAL SERVICES INDEX | 24,224.55 | 23,990.68 | 0.97% | 29.32% | 3.46% | 15/05/2026 | 24,560.99 | 05/01/2026 | 18,552.98 |
| CONSUMER SERVICES INDEX | 6,850.13 | 6,790.02 | 0.89% | 37.44% | 3.72% | 20/05/2026 | 6,938.25 | 09/01/2026 | 4,851.51 |
| RETAIL INDEX | 10,792.34 | 10,697.64 | 0.89% | 37.44% | 3.72% | 20/05/2026 | 10,931.19 | 09/01/2026 | 7,643.54 |
| CONSUMER GOODS INDEX | 13,823.00 | 13,664.94 | 1.16% | 21.75% | 20.72% | 14/05/2026 | 14,022.19 | 09/01/2026 | 11,231.70 |
| FOOD & BEVERAGE INDEX | 18,148.30 | 17,914.25 | 1.31% | 29.04% | 16.78% | 15/05/2026 | 18,370.14 | 09/01/2026 | 13,932.63 |
| PERSONAL & HOUSEHOLD GOODS INDEX | 3,478.60 | 3,460.50 | 0.52% | -1.89% | 3.94% | 15/01/2026 | 3,719.77 | 07/04/2026 | 3,414.75 |
| INDUSTRIALS INDEX | 2,408.21 | 2,384.10 | 1.01% | 33.74% | 7.85% | 15/05/2026 | 2,461.10 | 21/01/2026 | 1,741.88 |
| CONSTRUCTION & MATERIALS INDEX | 811.63 | 801.05 | 1.32% | 4.26% | 2.76% | 20/04/2026 | 830.87 | 20/01/2026 | 739.65 |
| BASIC MATERIALS INDEX | 8,224.75 | 8,021.42 | 2.53% | 21.05% | 1.96% | 18/05/2026 | 8,569.51 | 07/01/2026 | 6,561.86 |

Number of Transactions

Trading Session

3,236
Total

3,225
Shares trading value

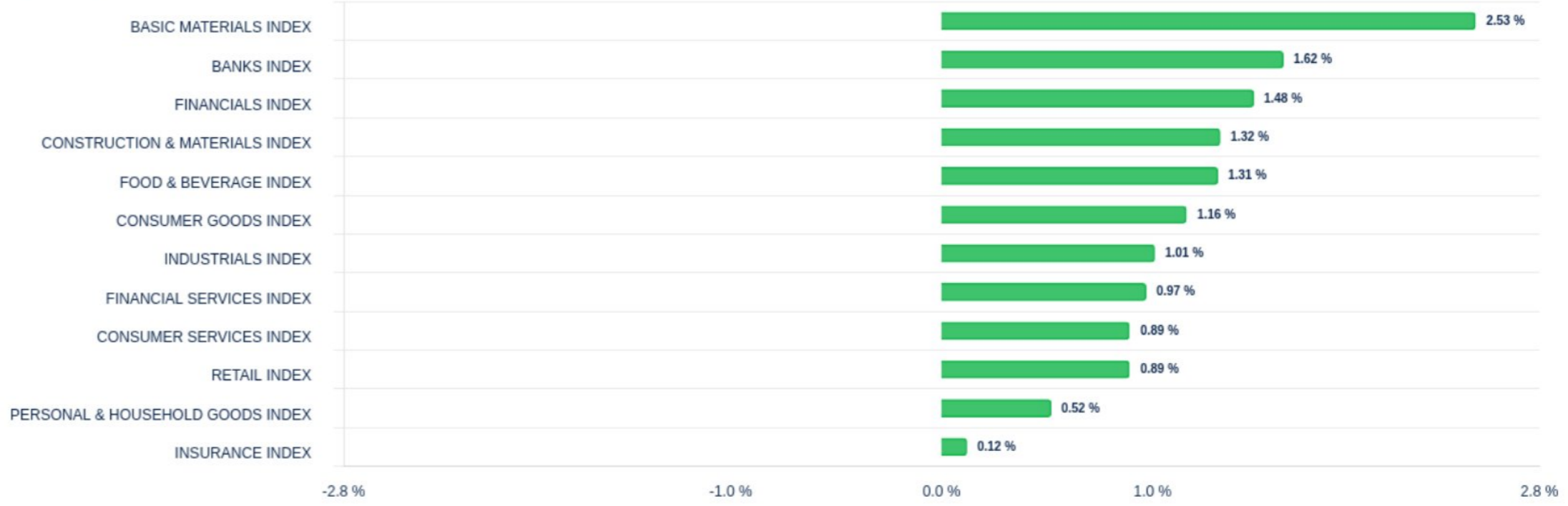
0
Bonds trading value

0
Over-the-Counter (OTC)

11
Registrations

0
Declarations

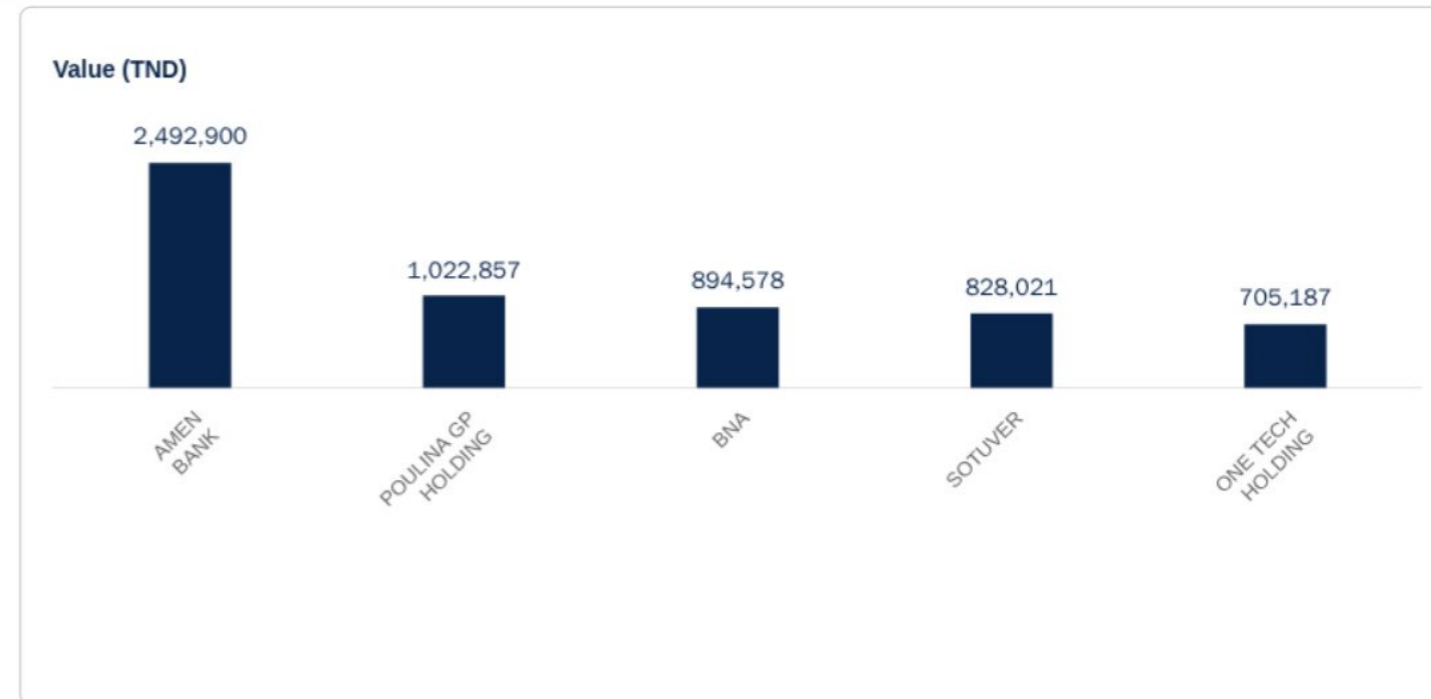
Daily Change of Sector Indices



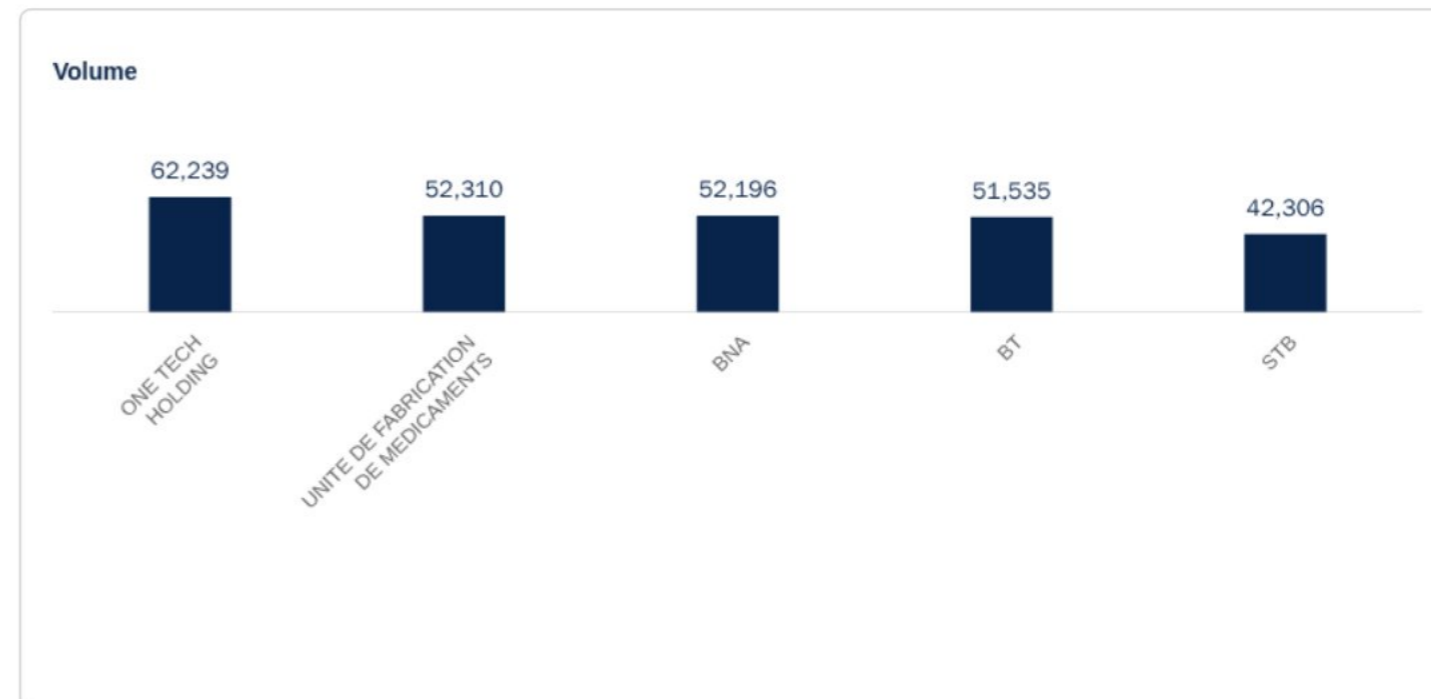
Main Market: Rankings

Most active securities

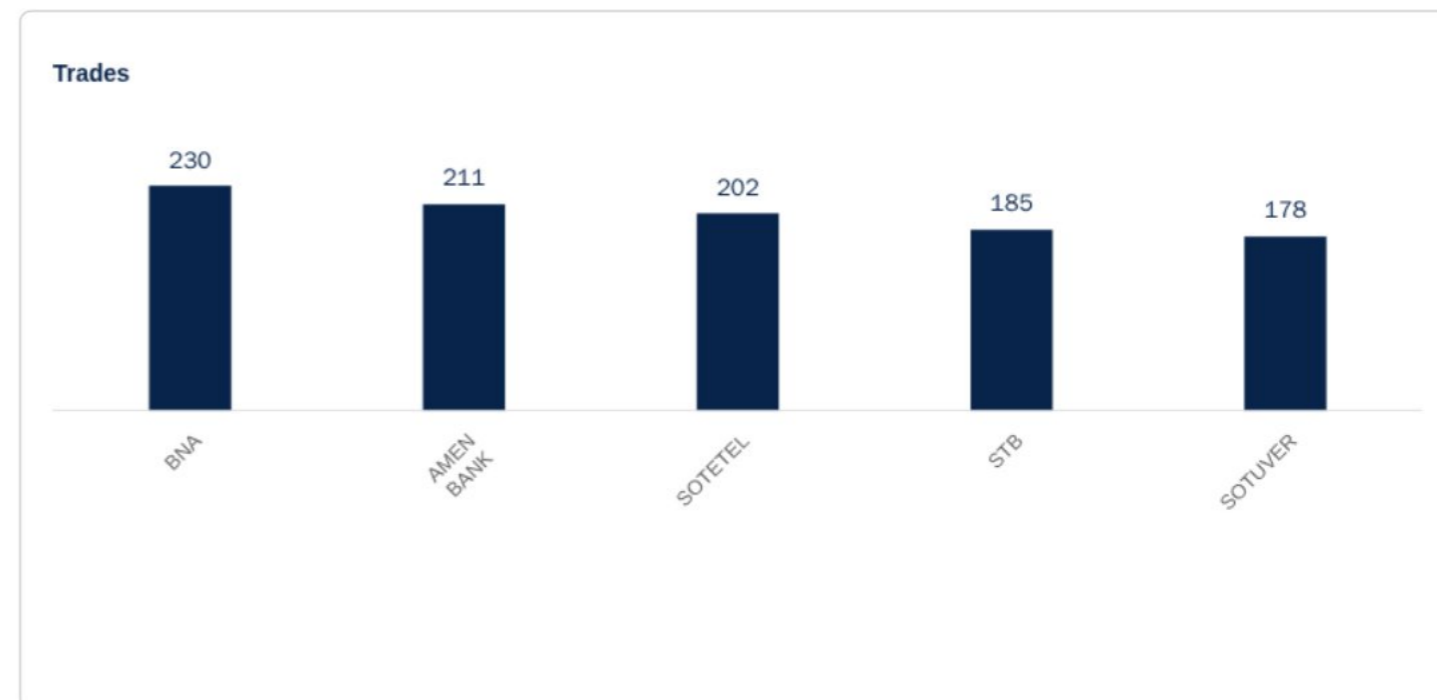
| Company | Compartment | Group | Value (TND) ▼ |
|--------------------|-------------|-------|---------------|
| AMEN BANK | A | 11 | 2,492,900 |
| POULINA GP HOLDING | A | 11 | 1,022,857 |
| BNA | A | 11 | 894,578 |
| SOTUVER | A | 11 | 828,021 |
| ONE TECH HOLDING | A | 11 | 705,187 |



| Company | Compartment | Group | Volume ▼ |
|-------------------------------------|-------------|-------|----------|
| ONE TECH HOLDING | A | 11 | 62,239 |
| UNITE DE FABRICATION DE MEDICAMENTS | A | 11 | 52,310 |
| BNA | A | 11 | 52,196 |
| BT | A | 11 | 51,535 |
| STB | A | 11 | 42,306 |

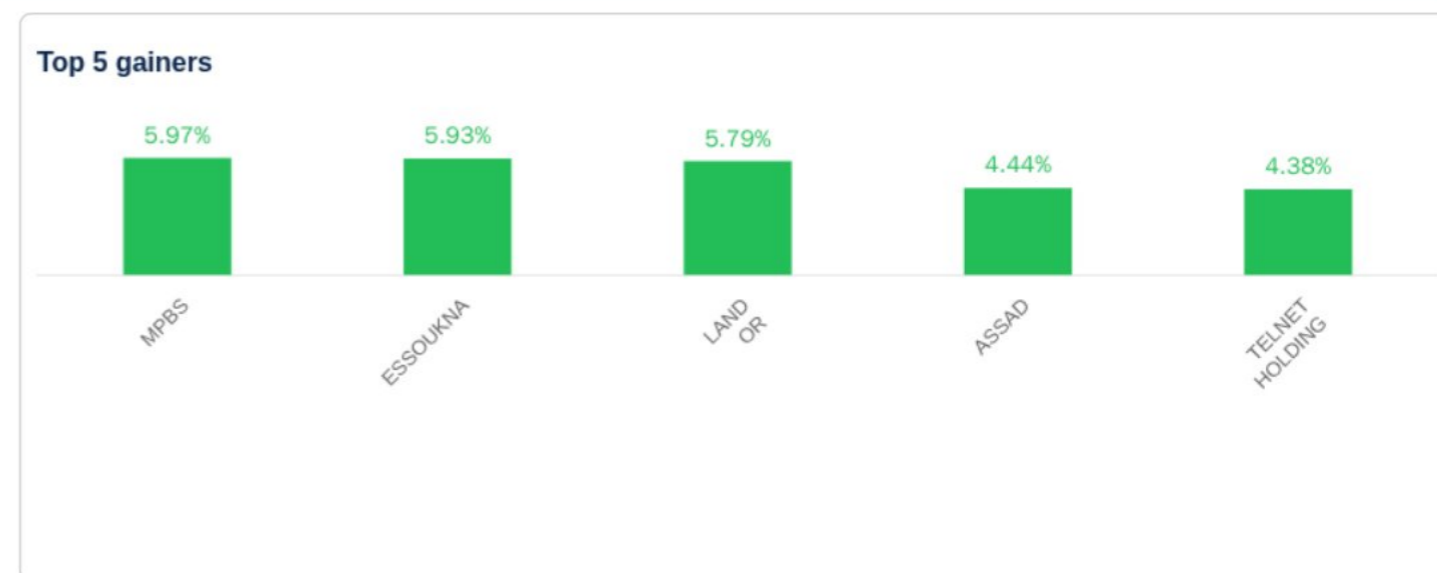


| Company | Compartment | Group | Trades ▼ |
|-----------|-------------|-------|----------|
| BNA | A | 11 | 230 |
| AMEN BANK | A | 11 | 211 |
| SOTETEL | B | 11 | 202 |
| STB | A | 11 | 185 |
| SOTUVER | A | 11 | 178 |

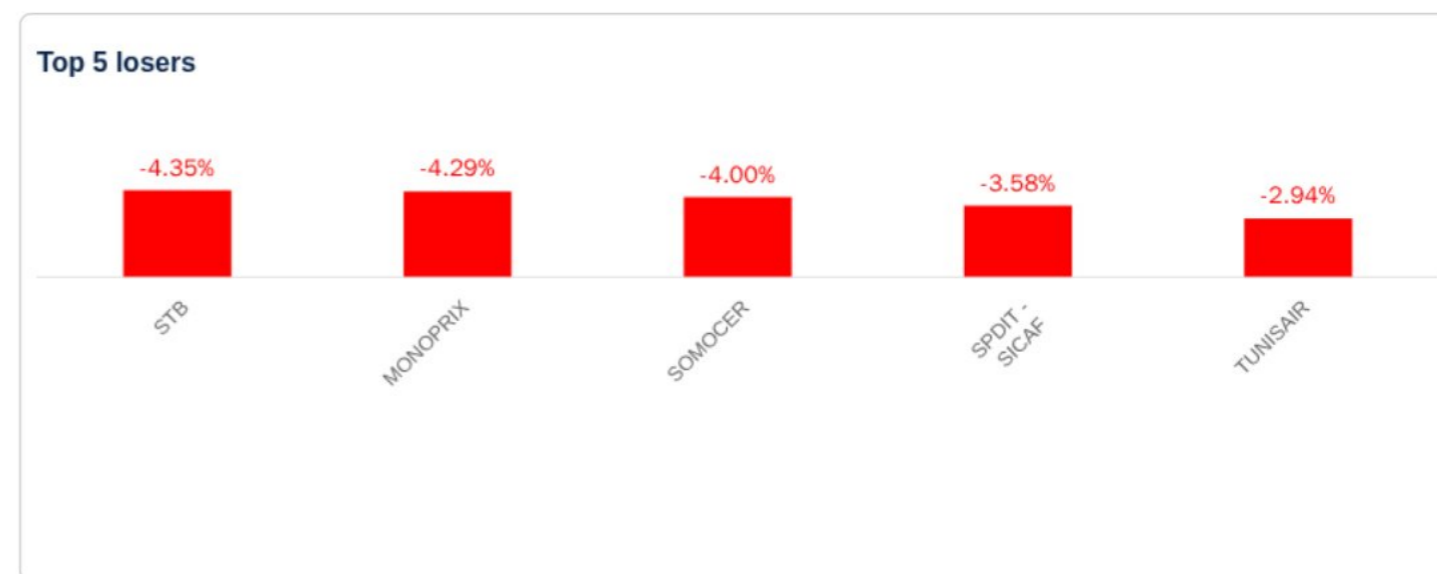


Significant differences

| Company | Group | Closing Price | Daily change ▼ |
|----------------|-------|---------------|----------------|
| MPBS | 11 | 9.590 | 5.97% |
| ESSOUKNA | 11 | 3.930 | 5.93% |
| LAND OR | 11 | 17.350 | 5.79% |
| ASSAD | 99 | 3.060 | 4.44% |
| TELNET HOLDING | 11 | 10.250 | 4.38% |



| Company | Group | Closing Price | Daily change ▼ |
|---------------|-------|---------------|----------------|
| STB | 11 | 5.940 | -4.35% |
| MONOPRIX | 12 | 10.050 | -4.29% |
| SOMOCER | 99 | 0.720 | -4.00% |
| SPDIT - SICAF | 11 | 13.210 | -3.58% |
| TUNISAIR | 99 | 0.330 | -2.94% |

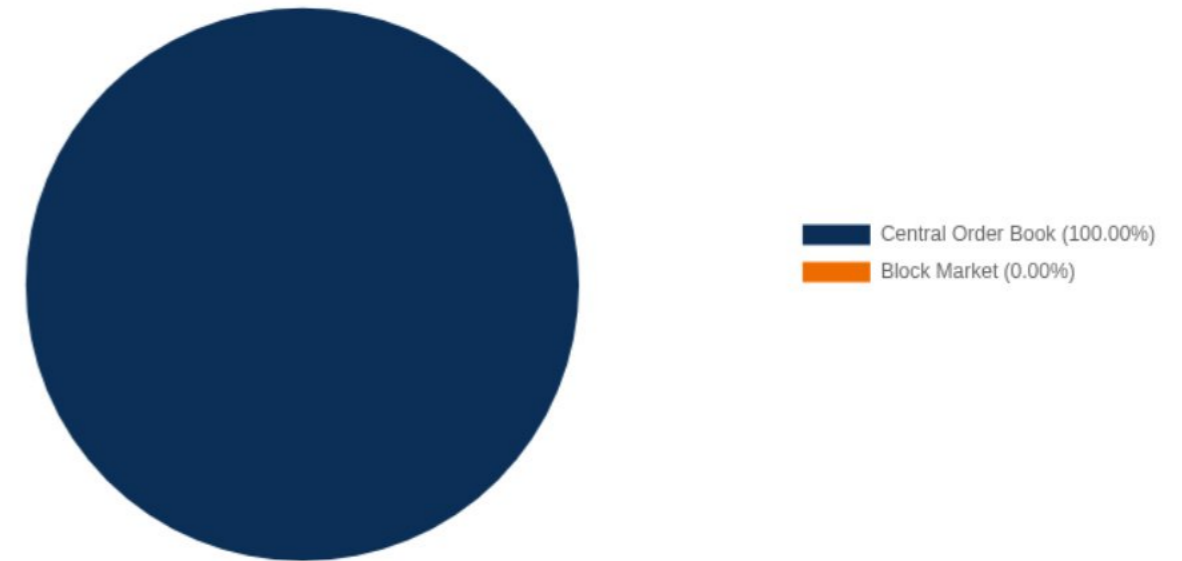


Main Market: by Segment & by Listing Group

Breakdown of trading value by Central order Book & Block market

| Market | Trades | Volume | Value (TND) | Value in % ▼ |
|--------------------|--------------|----------------|-------------------|----------------|
| Central Order Book | 3,225 | 827,411 | 12,413,631 | 100.00% |
| Block Market | 0 | 0 | 0 | 0.00% |
| Total | 3,225 | 827,411 | 12,413,631 | 100.00% |

Volume breakdown between Central Order Book and Block Market



Breakdown of trading value by segment

| Compartment | Trades | Volume | Value (TND) | Value in % ▼ |
|--------------|--------------|----------------|-------------------|----------------|
| A | 2,103 | 508,239 | 9,709,441 | 78.22% |
| B | 1,079 | 258,470 | 2,659,476 | 21.42% |
| S | 43 | 60,702 | 44,714 | 0.36% |
| Total | 3,225 | 827,411 | 12,413,631 | 100.00% |



Breakdown of trading value by trading group

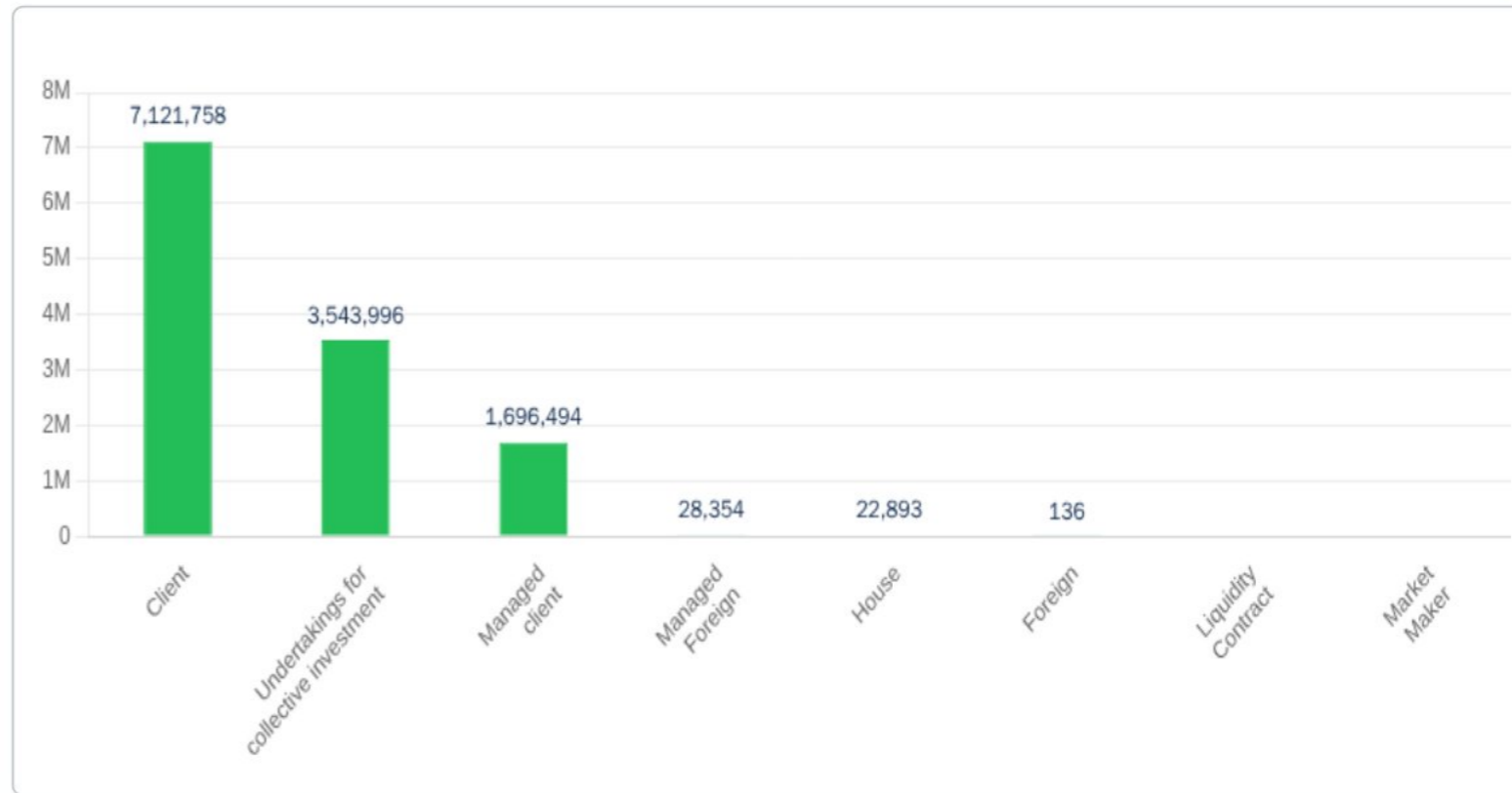
| Listing Group | Trades | Volume | Value (TND) | Value in % ▼ |
|---------------|--------------|----------------|-------------------|----------------|
| 11 | 3,029 | 739,102 | 12,193,483 | 98.23% |
| 12 | 132 | 27,499 | 175,045 | 1.41% |
| 99 | 43 | 60,702 | 44,714 | 0.36% |
| 32 | 21 | 108 | 389 | 0.00% |
| Total | 3,225 | 827,411 | 12,413,631 | 100.00% |



Main Market: by Asset Category

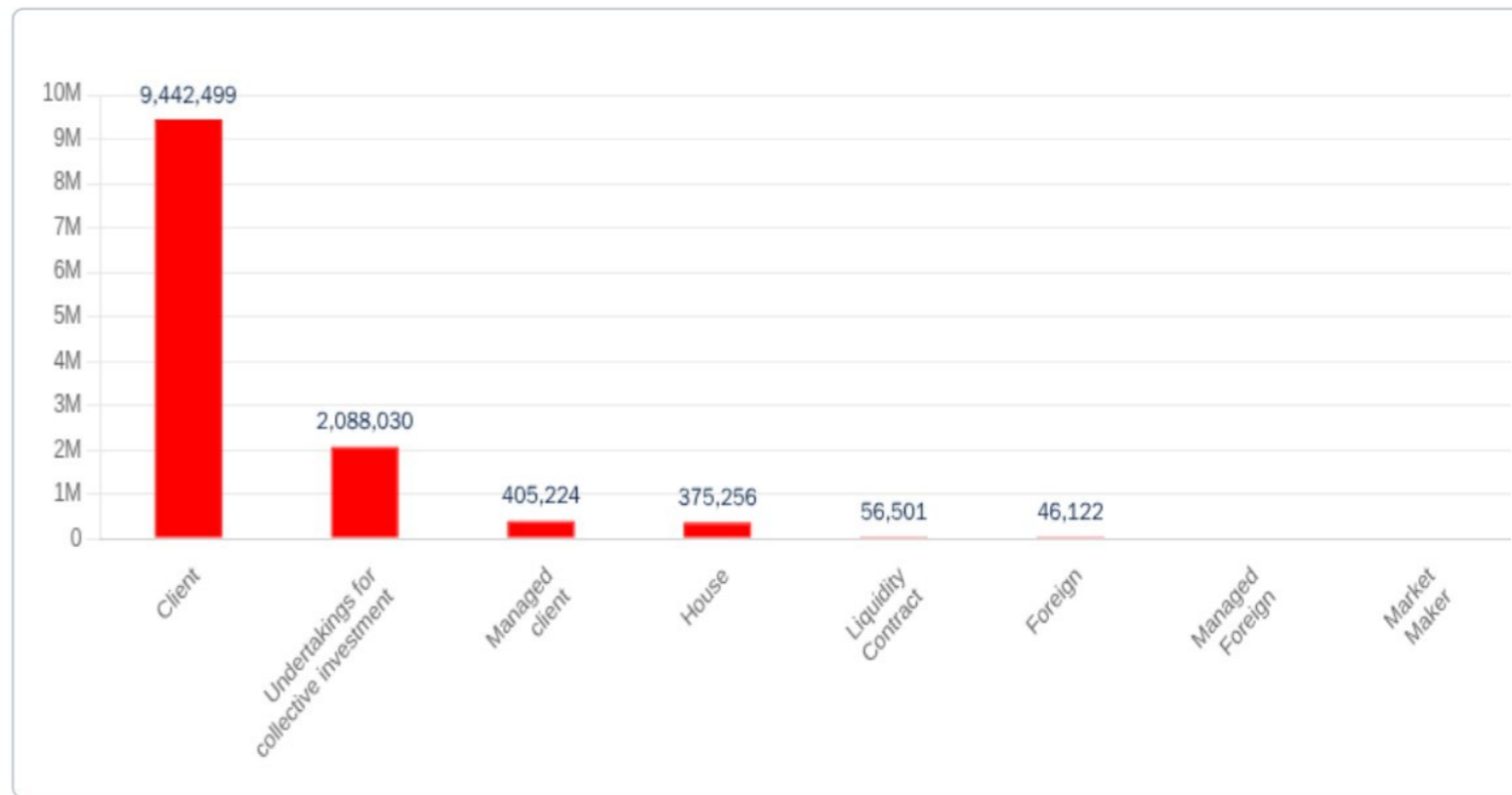
Buy

| Buy | Trades | Volume | Value (TND) | Value in % |
|--|--------------|----------------|-------------------|----------------|
| Client | 2,487 | 556,176 | 7,121,758 | 57.37% |
| Undertakings for collective investment | 462 | 194,090 | 3,543,996 | 28.55% |
| Managed client | 261 | 74,090 | 1,696,494 | 13.67% |
| Managed Foreign | 7 | 1,526 | 28,354 | 0.23% |
| House | 7 | 1,519 | 22,893 | 0.18% |
| Foreign | 1 | 10 | 136 | 0.00% |
| Liquidity Contract | 0 | 0 | 0 | 0.00% |
| Market Maker | 0 | 0 | 0 | 0.00% |
| Total | 3,225 | 827,411 | 12,413,631 | 100,00% |



Sell

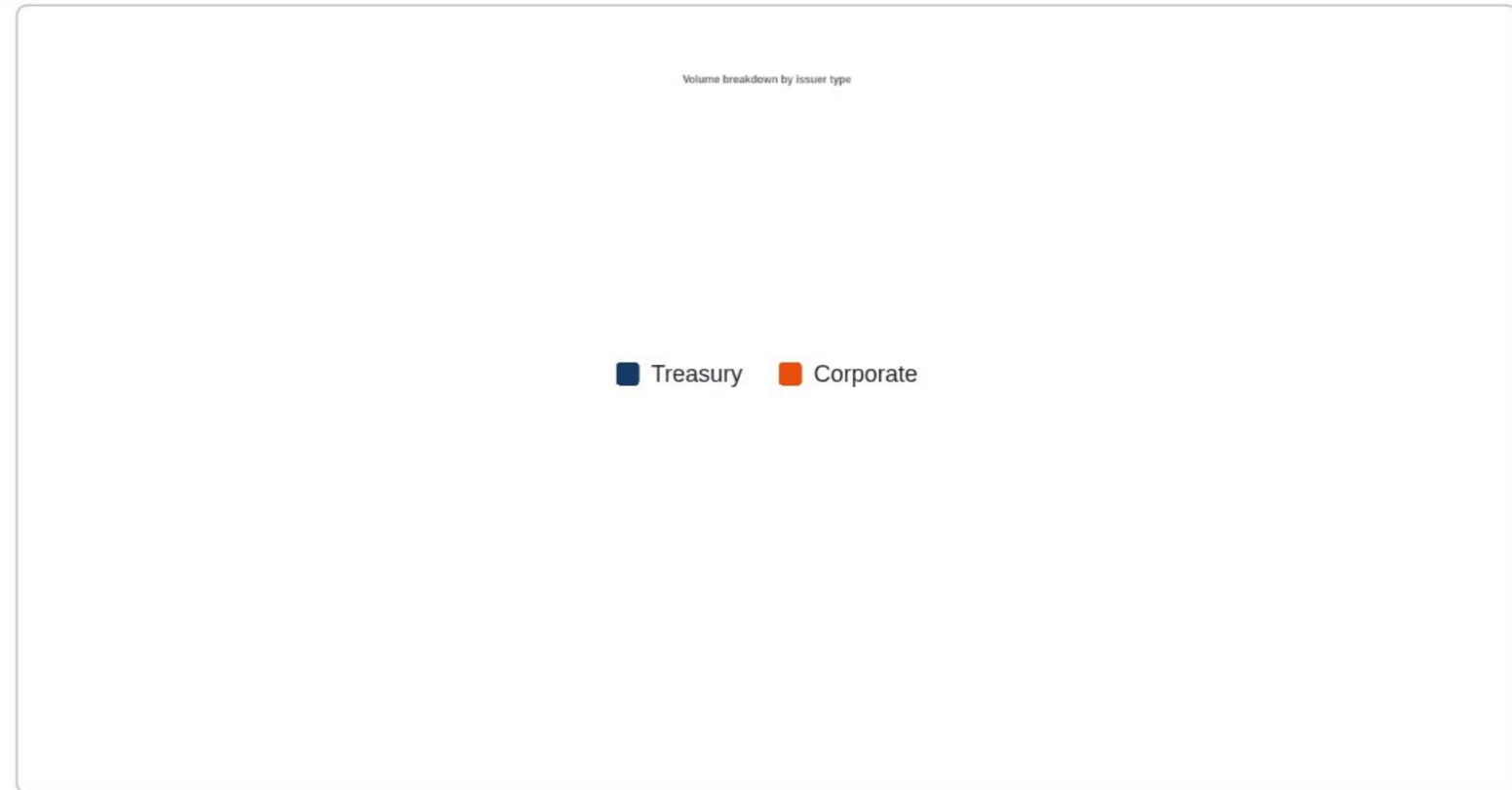
| Sell | Trades | Volume | Value (TND) | Value in % |
|--|--------------|----------------|-------------------|----------------|
| Client | 2,510 | 623,573 | 9,442,499 | 76.07% |
| Undertakings for collective investment | 454 | 135,961 | 2,088,030 | 16.82% |
| Managed client | 173 | 25,470 | 405,224 | 3.26% |
| House | 67 | 36,811 | 375,256 | 3.02% |
| Liquidity Contract | 7 | 1,595 | 56,501 | 0.46% |
| Foreign | 14 | 4,001 | 46,122 | 0.37% |
| Managed Foreign | 0 | 0 | 0 | 0.00% |
| Market Maker | 0 | 0 | 0 | 0.00% |
| Total | 3,225 | 827,411 | 12,413,631 | 100,00% |



Bond Market

Issuer type

| Issuer Type | Trade | Volume | Value (TND) ▼ | Value in % |
|--------------|----------|----------|---------------|----------------|
| Treasury | 0 | 0 | 0 | 0.00% |
| Corporate | 0 | 0 | 0 | 0.00% |
| Total | 0 | 0 | 0 | 100,00% |



| Buy | Trades | Volume | Value (TND) | Value in % |
|--|----------|----------|-------------|----------------|
| Undertakings for collective investment | 0 | 0 | 0 | 0.00% |
| Liquidity Contract | 0 | 0 | 0 | 0.00% |
| House | 0 | 0 | 0 | 0.00% |
| Managed Foreign | 0 | 0 | 0 | 0.00% |
| Foreign | 0 | 0 | 0 | 0.00% |
| Market Maker | 0 | 0 | 0 | 0.00% |
| Managed client | 0 | 0 | 0 | 0.00% |
| Client | 0 | 0 | 0 | 0.00% |
| Total | 0 | 0 | 0 | 100,00% |

| Sell | Trades | Volume | Value (TND) | Value in % |
|--|----------|----------|-------------|----------------|
| Undertakings for collective investment | 0 | 0 | 0 | 0.00% |
| Liquidity Contract | 0 | 0 | 0 | 0.00% |
| House | 0 | 0 | 0 | 0.00% |
| Managed Foreign | 0 | 0 | 0 | 0.00% |
| Foreign | 0 | 0 | 0 | 0.00% |
| Market Maker | 0 | 0 | 0 | 0.00% |
| Managed client | 0 | 0 | 0 | 0.00% |
| Client | 0 | 0 | 0 | 0.00% |
| Total | 0 | 0 | 0 | 100,00% |

Over-the-Counter Market

Electronic Trading

| Trades | Volume | Value (TND) |
|--------|--------|-------------|
| 0 | 0 | 0 |

Breakdown by order giver category

| Buy | Trades | Volume | Value (TND) | Value in % |
|-------|--------|--------|-------------|------------|
| Total | 0 | 0 | 0 | |

| Sell | Trades | Volume | Value (TND) | Value in % |
|-------|--------|--------|-------------|------------|
| Total | 0 | 0 | 0 | |

Board Quotation: Auctions

| Trades | Volume | Value (TND) |
|--------|--------|-------------|
| 0 | 0 | 0 |

Breakdown by order giver category

| Buy | Trades | Volume | Value (TND) | Value in % |
|-------|--------|--------|-------------|------------|
| Total | 0 | 0 | 0 | |

| Sell | Trades | Volume | Value (TND) | Value in % |
|-------|--------|--------|-------------|------------|
| Total | 0 | 0 | 0 | |

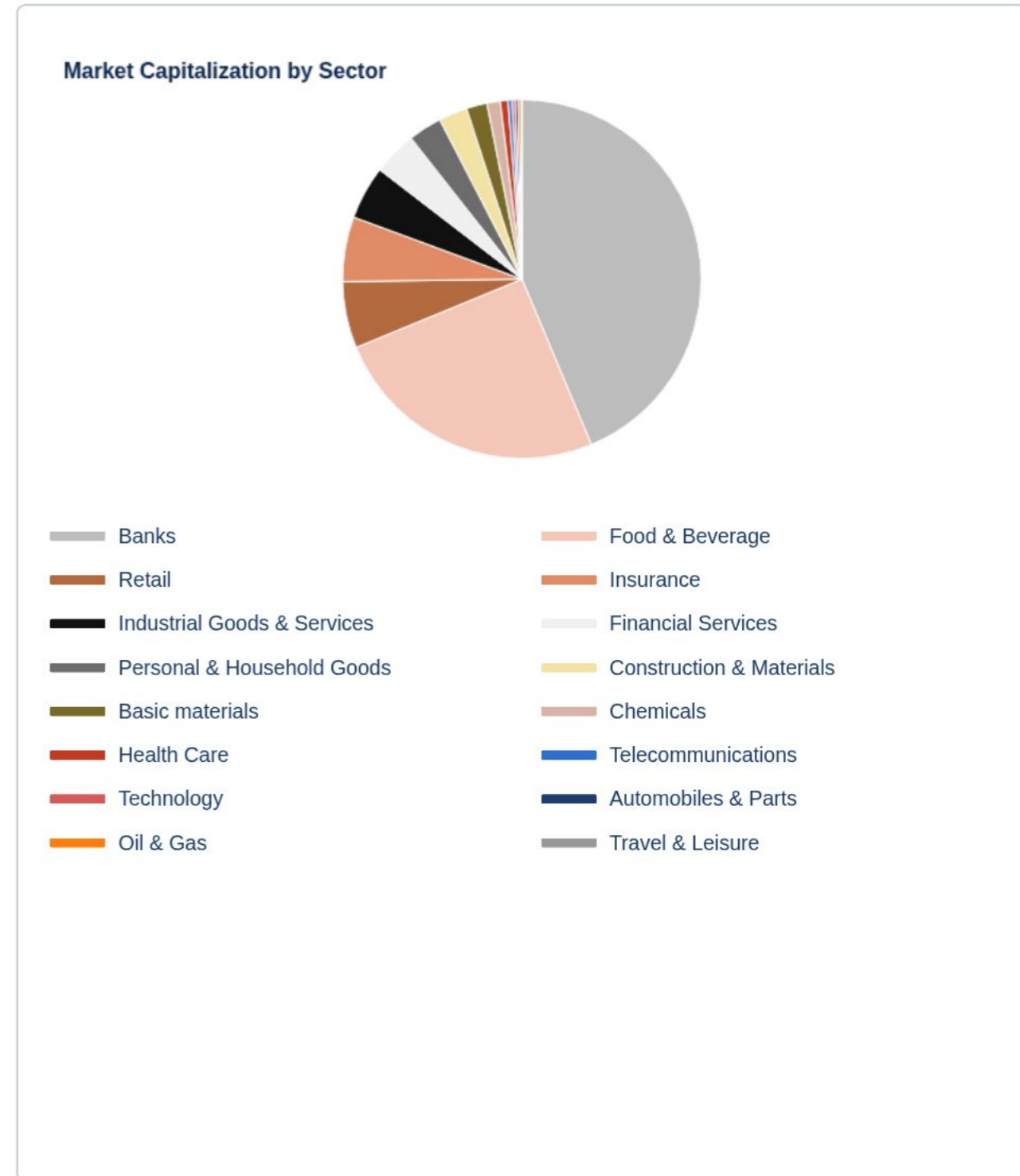
Year in Review

| Markets ▲ | Cumulative trades 2026 ↓ | Cumulative trades 2025 ↓ | Change ↓ | Cumulative volume 2026 ↓ | Cumulative volume 2025 ↓ | Change ↓ | Cumulative traded value 2026 en TND ↓ | Cumulative traded value 2025 en TND ↓ | Change ↓ |
|---------------------------|-----------------------------|-----------------------------|----------------|-----------------------------|-----------------------------|----------------|--|--|----------------|
| shares trading value | 311,796 | 203,145 | 53.48 % | 133,289,720 | 82,272,574 | 62.01 % | 1,662,282,490 | 712,999,811 | 133.14 % |
| Bonds trading value | 306 | 309 | -0.97 % | 852,146 | 2,598,669 | -67.21 % | 194,099,176 | 212,113,855 | -8.49 % |
| Over-the-Counter (OTC) | 62 | 1,895 | -96.73 % | 3,696 | 1,505,248 | -99.75 % | 36,049 | 3,932,789 | -99.08 % |
| Auctions | 31 | 93 | -66.67 % | 16,958 | 184,527 | -90.81 % | 904,842 | 2,066,490 | -56.21 % |
| Registrations | 624 | 549 | 13.66 % | 27,172,016 | 30,761,594 | -11.67 % | 660,749,950 | 778,265,899 | -15.10 % |
| Declarations | 6 | 2 | 200.00 % | 78,004 | 769 | 10,043.56 % | 9,366,387 | 339,010 | 2,662.86 % |
| Total | 312,825 | 205,993 | 51.86 % | 161,412,540 | 117,323,381 | 37.58 % | 2,527,438,894 | 1,709,717,854 | 47.83 % |

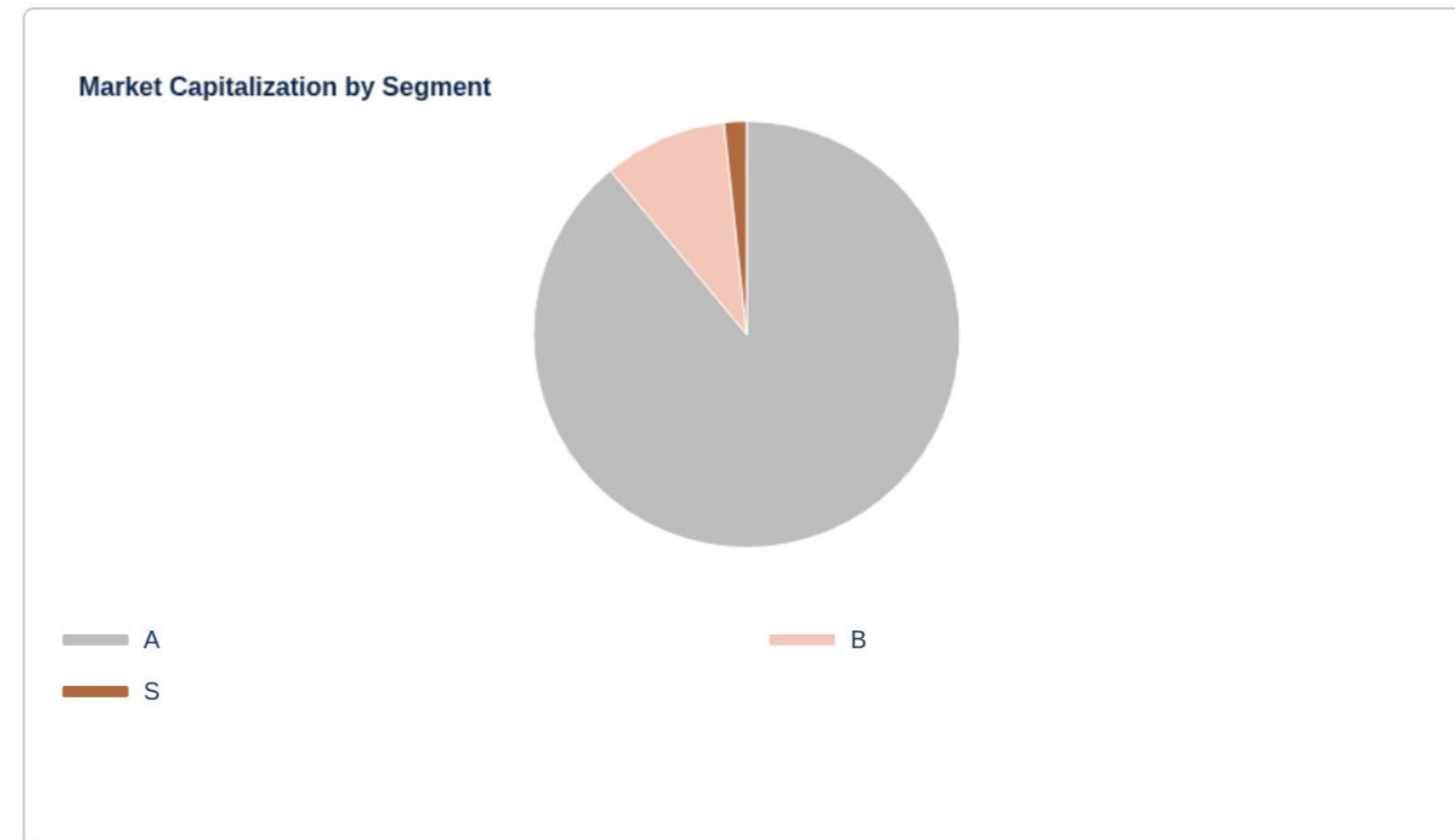
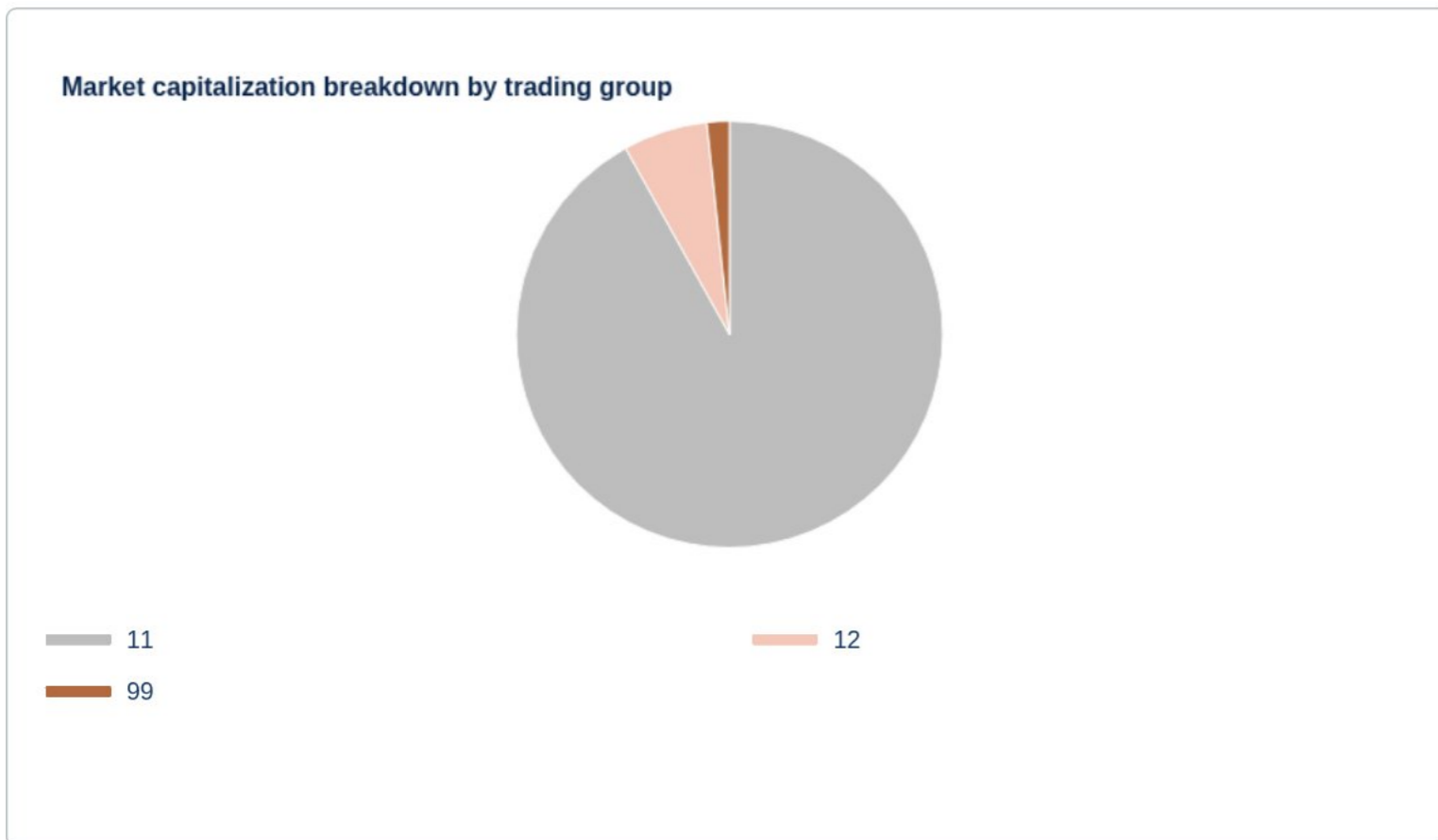
Market Capitalization

| | | | | | | | | | |
|-------------------------------------|--------|---------------|---------|-----------------------|--------|---|--------|---|--|
| Market Capitalization (TND million) | 44,107 | Annual Change | 27.23 % | Foreign Participation | 17.96% | Free-float market capitalization in Tunindex (MD) | 10,246 | Market Cap 100%  | Free-Float in Tunindex 23.23 %  |
|-------------------------------------|--------|---------------|---------|-----------------------|--------|---|--------|---|--|

| Sector | Market cap. (MD) ▼ | % Share | Annual change |
|-----------------------------|--------------------|-----------------|---------------|
| Banks | 19,264 | 43.67 % | 1.40 % |
| Food & Beverage | 11,072 | 25.10 % | 1.19 % |
| Retail | 2,648 | 6.00 % | 1.12 % |
| Insurance | 2,575 | 5.84 % | 0.05 % |
| Industrial Goods & Services | 2,123 | 4.81 % | 0.88 % |
| Financial Services | 1,749 | 3.97 % | 0.31 % |
| Personal & Household Goods | 1,336 | 3.03 % | 0.48 % |
| Construction & Materials | 1,139 | 2.58 % | 1.08 % |
| Basic materials | 822 | 1.86 % | 3.13 % |
| Chemicals | 528 | 1.20 % | -0.63 % |
| Health Care | 304 | 0.69 % | -0.31 % |
| Telecommunications | 159 | 0.36 % | 3.60 % |
| Technology | 125 | 0.28 % | 4.35 % |
| Automobiles & Parts | 117 | 0.26 % | 2.80 % |
| Oil & Gas | 112 | 0.25 % | -0.11 % |
| Travel & Leisure | 35 | 0.08 % | -2.94 % |
| Total | 44,107 | 100.00 % | |



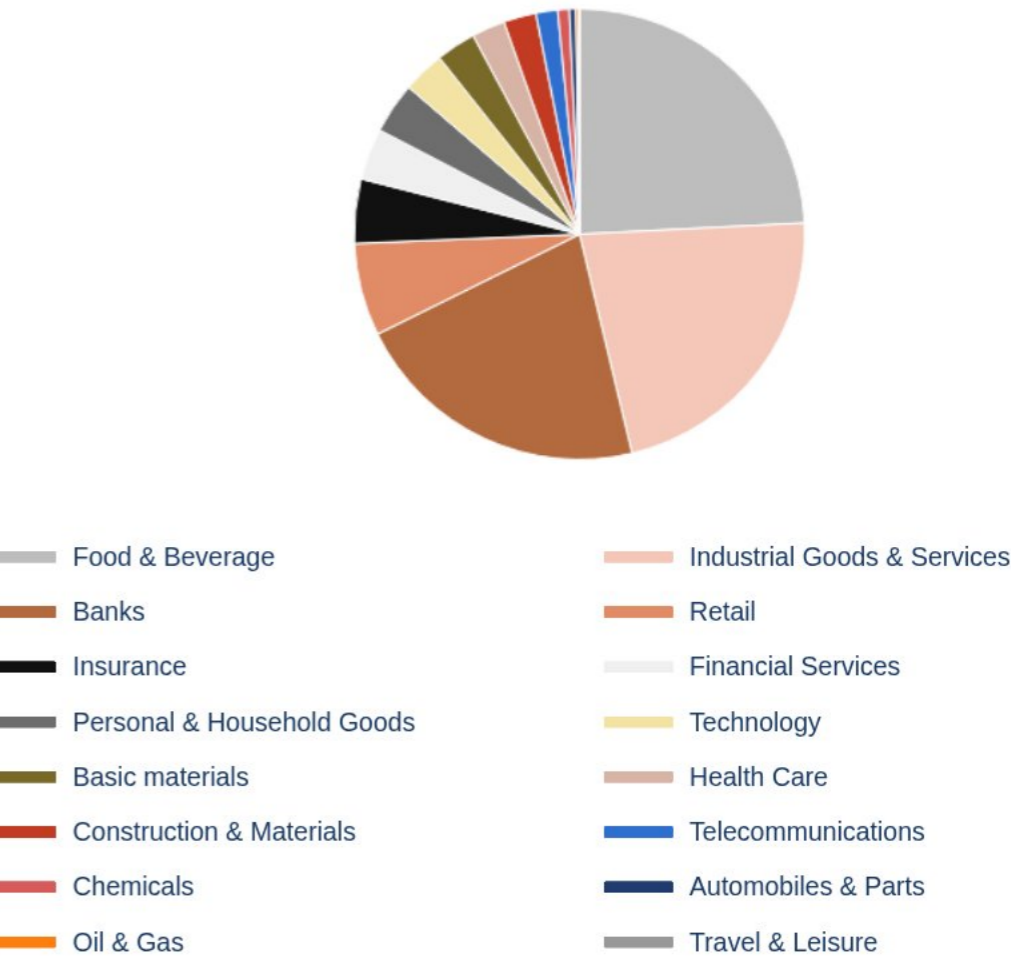
| Company | Capitalization in MD | % Share |
|--------------------|----------------------|----------------|
| BIAT | 6,181 | 14.01 % |
| POULINA GP HOLDING | 4,948 | 11.22 % |
| SFBT | 3,888 | 8.81 % |
| ATTIJARI BANK | 3,499 | 7.93 % |
| AMEN BANK | 2,539 | 5.76 % |
| Total | 21,054 | 47.73 % |



Trading Activity by Sector

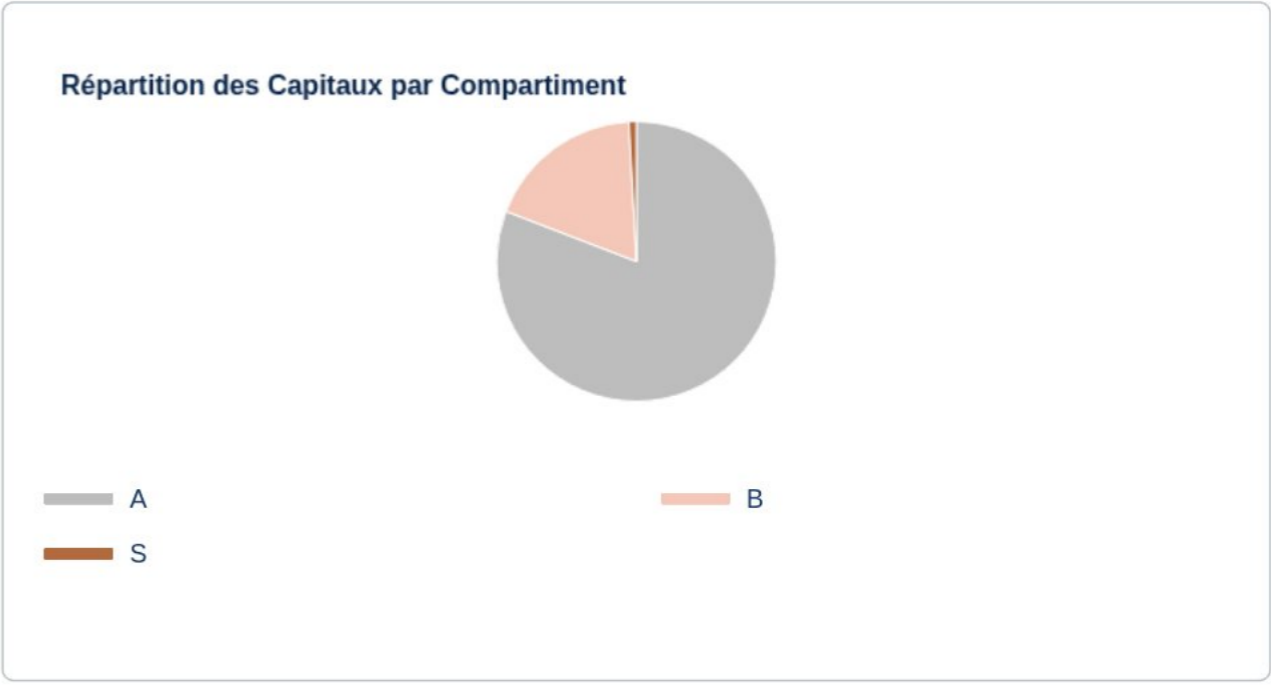
| Sector | Trades | Volume | Value (TND) | Value in % |
|-----------------------------|----------------|--------------------|----------------------|-----------------|
| Food & Beverage | 38,230 | 19,126,825 | 402,458,317 | 24.21 % |
| Industrial Goods & Services | 40,179 | 28,762,018 | 366,374,007 | 22.04 % |
| Banks | 68,151 | 20,042,775 | 356,373,822 | 21.44 % |
| Retail | 22,556 | 7,176,406 | 110,582,888 | 6.65 % |
| Insurance | 18,307 | 5,421,888 | 76,679,795 | 4.61 % |
| Financial Services | 15,836 | 3,237,566 | 61,338,931 | 3.69 % |
| Personal & Household Goods | 27,423 | 7,146,338 | 60,811,758 | 3.66 % |
| Technology | 9,840 | 5,162,655 | 50,228,163 | 3.02 % |
| Basic materials | 15,125 | 4,069,090 | 47,341,154 | 2.85 % |
| Health Care | 10,189 | 4,272,379 | 39,708,850 | 2.39 % |
| Construction & Materials | 22,301 | 18,799,507 | 38,800,948 | 2.33 % |
| Telecommunications | 11,846 | 6,206,424 | 25,872,910 | 1.56 % |
| Chemicals | 5,505 | 158,426 | 13,783,537 | 0.83 % |
| Automobiles & Parts | 3,729 | 2,412,429 | 7,616,758 | 0.46 % |
| Oil & Gas | 1,611 | 156,629 | 3,921,654 | 0.24 % |
| Travel & Leisure | 968 | 1,138,365 | 388,998 | 0.02 % |
| Total | 311,796 | 133,289,720 | 1,662,282,490 | 100.00 % |

Capital Distribution by Sector



By Market Compartment & Listing Group

| Compartment | Trades | Volume | Value (TND) | Value in % |
|--------------|----------------|--------------------|----------------------|-----------------|
| A | 210,667 | 94,676,609 | 1,343,778,206 | 80.84 % |
| B | 90,390 | 26,900,866 | 303,910,458 | 18.28 % |
| S | 10,739 | 11,712,245 | 14,593,827 | 0.88 % |
| Total | 311,796 | 133,289,720 | 1,662,282,490 | 100.00 % |



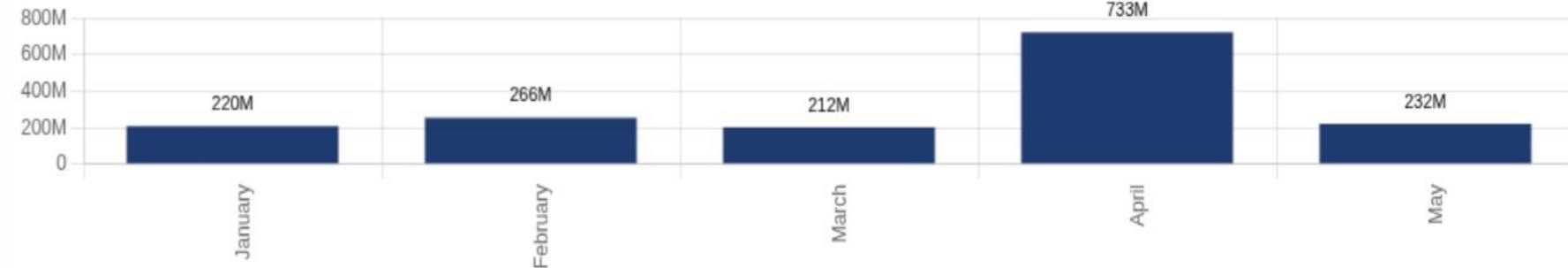
| Listing Group | Trades | Volume | Value (TND) | Value in % |
|---------------|----------------|--------------------|----------------------|-----------------|
| 11 | 287,477 | 118,405,782 | 1,605,926,549 | 96.61 % |
| 12 | 8,598 | 3,126,911 | 41,521,080 | 2.50 % |
| 99 | 10,575 | 11,711,304 | 14,589,123 | 0.88 % |
| 32 | 5,146 | 45,723 | 245,738 | 0.01 % |
| Total | 311,796 | 133,289,720 | 1,662,282,490 | 100.00 % |



Monthly Turnover Evolution

| Month | Trades | Volume | Value (TND) | Value in % |
|--------------|----------------|--------------------|----------------------|-----------------|
| January | 65,451 | 22,655,830 | 219,882,904 | 13.23 % |
| February | 51,872 | 19,595,841 | 265,912,216 | 16.00 % |
| March | 56,293 | 19,512,185 | 211,685,738 | 12.73 % |
| April | 77,262 | 52,275,816 | 732,895,993 | 44.09 % |
| May | 60,918 | 19,250,048 | 231,905,640 | 13.95 % |
| Total | 311,796 | 133,289,720 | 1,662,282,490 | 100.00 % |

Capitaux traités sur la cote de la bourse



Buy

| Month | Liquidity Contract | Foreign | Managed Foreign | Market Maker | Undertakings for collective investment | House | Managed client | Client | Total |
|--------------|--------------------|--------------------|-----------------|--------------|--|-------------------|--------------------|----------------------|----------------------|
| January | 357,291 | 5,865,195 | 86,909 | | 39,720,950 | 2,089,700 | 27,643,306 | 144,119,552 | 219,882,904 |
| February | 119,160 | 2,790,003 | 12,834 | | 41,701,853 | 4,939,271 | 18,888,468 | 197,460,626 | 265,912,216 |
| March | 508,428 | 5,686,372 | 14,758 | | 48,346,467 | 13,322,224 | 22,258,374 | 121,549,116 | 211,685,738 |
| April | 747,296 | 212,216,464 | 31,006 | | 54,963,513 | 1,416,571 | 30,458,808 | 433,062,335 | 732,895,993 |
| May | 19,914 | 639,742 | 63,499 | | 40,858,373 | 13,271,043 | 27,174,147 | 149,878,922 | 231,905,640 |
| Total | 1,752,089 | 227,197,775 | 209,006 | | 225,591,156 | 35,038,809 | 126,423,104 | 1,046,070,551 | 1,662,282,490 |

Sell

| Month | Liquidity Contract | Foreign | Managed Foreign | Market Maker | Undertakings for collective investment | House | Managed client | Client | Total |
|--------------|--------------------|------------------|-----------------|--------------|--|-------------------|--------------------|----------------------|----------------------|
| January | 437,318 | 641,174 | 22,682 | | 35,671,117 | 532,921 | 26,363,928 | 156,213,763 | 219,882,904 |
| February | 2,253,002 | 319,932 | 2,994 | | 28,168,288 | 2,921,846 | 24,090,553 | 208,155,601 | 265,912,216 |
| March | 1,513,763 | 1,167,049 | 9,788 | | 24,063,879 | 14,036,657 | 20,061,777 | 150,832,827 | 211,685,738 |
| April | 1,415,331 | 2,448,274 | 65,193 | | 39,438,845 | 2,691,747 | 24,449,249 | 662,387,353 | 732,895,993 |
| May | 867,102 | 2,868,427 | 42,698 | | 29,283,450 | 11,186,448 | 18,620,685 | 169,036,830 | 231,905,640 |
| Total | 6,486,517 | 7,444,856 | 143,355 | | 156,625,580 | 31,369,619 | 113,586,192 | 1,346,626,373 | 1,662,282,490 |

Marché de Bloc

| Month | Foreign | House | T.Libre | Total |
|--------------|--------------------|-------------------|--------------------|--------------------|
| January | | | 4,345,300 | 4,345,300 |
| February | | | 67,271,000 | 67,271,000 |
| March | | 11,443,526 | | 11,443,526 |
| April | 210,984,361 | | 251,347,250 | 462,331,611 |
| May | | 8,409,250 | 3,500,000 | 11,909,250 |
| Total | 210,984,361 | 19,852,776 | 326,463,550 | 557,300,687 |

Marché de Bloc

| Month | Foreign | House | T.Libre | Total |
|--------------|---------|-------------------|--------------------|--------------------|
| January | | | 4,345,300 | 4,345,300 |
| February | | | 67,271,000 | 67,271,000 |
| March | | 11,443,526 | | 11,443,526 |
| April | | | 462,331,611 | 462,331,611 |
| May | | 8,409,250 | 3,500,000 | 11,909,250 |
| Total | | 19,852,776 | 537,447,911 | 557,300,687 |

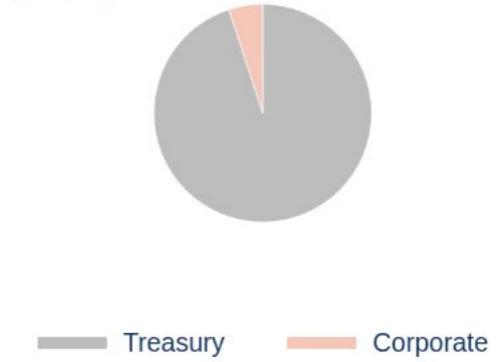
Bond Market: Annual Activity

| Trades | Volume | Value (TND) |
|--------|---------|-------------|
| 306 | 852,146 | 194,099,176 |

Issuer type

| Issuer Type | Trades | Volume | Value (TND) | Value in % |
|--------------|------------|----------------|--------------------|-----------------|
| Treasury | 271 | 736,001 | 184,342,302 | 94.97 % |
| Corporate | 35 | 116,145 | 9,756,873 | 5.03 % |
| Total | 306 | 852,146 | 194,099,176 | 100.00 % |

Répartition des Capitaux par Type d'Émetteur



| Buy | | | | |
|--|------------|----------------|--------------------|-----------------|
| category | Trades | Volume | Value (TND) | Value in % |
| Undertakings for collective investment | 188 | 671,175 | 96,684,176 | 49.81 % |
| House | 28 | 86,744 | 92,058,054 | 47.43 % |
| Client | 28 | 74,639 | 4,917,015 | 2.53 % |
| Managed client | 62 | 19,588 | 439,931 | 0.23 % |
| Liquidity Contract | 0 | 0 | 0 | 0.00 % |
| Managed Foreign | 0 | 0 | 0 | 0.00 % |
| Foreign | 0 | 0 | 0 | 0.00 % |
| Market Maker | 0 | 0 | 0 | 0.00 % |
| Total | 306 | 852,146 | 194,099,176 | 100.00 % |

| Sell | | | | |
|--|------------|----------------|--------------------|-----------------|
| category | Trades | Volume | Value (TND) | Value in % |
| Undertakings for collective investment | 83 | 324,396 | 121,060,251 | 62.37 % |
| House | 6 | 130,500 | 63,915,316 | 32.93 % |
| Client | 128 | 139,997 | 5,652,754 | 2.91 % |
| Managed client | 89 | 257,253 | 3,470,854 | 1.79 % |
| Liquidity Contract | 0 | 0 | 0 | 0.00 % |
| Managed Foreign | 0 | 0 | 0 | 0.00 % |
| Foreign | 0 | 0 | 0 | 0.00 % |
| Market Maker | 0 | 0 | 0 | 0.00 % |
| Total | 306 | 852,146 | 194,099,176 | 100.00 % |

Electronic Trading

| Trades | Volume | Value (TND) |
|--------|--------|-------------|
| 62 | 3,696 | 36,049 |

Breakdown by order giver category

| Buy | Trades | Volume | Value (TND) | Value in % |
|--------------|-----------|--------------|---------------|-----------------|
| Client | 62 | 3,696 | 36,049 | 100.00 % |
| Total | 62 | 3,696 | 36,049 | 100.00 % |

| Sell | Trades | Volume | Value (TND) | Value in % |
|----------------|-----------|--------------|---------------|-----------------|
| Client | 60 | 3,496 | 34,049 | 94.45 % |
| Managed client | 2 | 200 | 2,000 | 5.55 % |
| Total | 62 | 3,696 | 36,049 | 100.00 % |

Board Quotation: Auctions

| Trades | Volume | Value (TND) |
|--------|--------|-------------|
| 31 | 16,958 | 904,842 |

Breakdown by order giver category

| Buy | Trades | Volume | Value (TND) | Value in % |
|--------------|-----------|---------------|----------------|-----------------|
| Client | 31 | 16,958 | 904,842 | 100.00 % |
| Total | 31 | 16,958 | 904,842 | 100.00 % |

| Sell | Trades | Volume | Value (TND) | Value in % |
|--------------|-----------|---------------|----------------|-----------------|
| Client | 31 | 16,958 | 904,842 | 100.00 % |
| Total | 31 | 16,958 | 904,842 | 100.00 % |

Instruments – Equities

Main Market

| | | Sector / Value | | | | | | | | | | | | | | | | ISIN Code | | | | | | | | | | | |
|-------------------------------------|--------------|----------------|-------|-------|----------------|--------------------|------------------|---------------|--------------|----------------|-------------|--------|------------|----------------|------------------|--------------|-----------|---------------|---------|-------------|---------|---------------|--------------|----------------|--------------------------|------------------|---------------|-------------------|--------------------|
| Sector / Value | ISIN Code | Mnemonic | Compa | Group | Trading Method | Listed Securities | Cap in MD | Market Cap % | Block Trades | Block Quantity | Value (TND) | Trades | Volume | Value (TND) | Closing Price | Daily Change | Indicator | Previous VWAP | VWAP | VWAP Change | Open | Annual Return | Block Trades | Block Quantity | Block Trades Value (TND) | Trades | Volume | Value (TND) | |
| Automobiles & Parts | | | | | | 28,207,823 | 116.57 | 0.27% | - | - | - | - | 3 | 500 | 5,125 | | | | | | | | | | | | | | |
| ASSAD | TN0007140015 | ASSAD | S | 99 | Fixing | 24,000,000 | 73.44 | 0.17% | - | - | - | - | - | - | 3.060 | 4.44% | H | 2.930 | 0.000 | | 3.180 | -3.77% | - | - | - | 3,720 | 2,412,387 | 7,616,744 | |
| STIP | TN0005030010 | STIP | S | 99 | Fixing | 4,207,823 | 43.13 | 0.10% | - | - | - | - | 3 | 500 | 5,125 | 10.250 | 0.00% | | 0.000 | 10.250 | 0.00% | 3.530 | 190.37% | - | - | - | 131 | 21,943 | 186,626 |
| Banks | | | | | | 846,256,529 | 19,263.51 | 43.67% | - | - | - | - | 919 | 198,073 | 4,759,728 | | | | | | | | | | | | 66,207 | 20,033,089 | 356,296,658 |
| AMEN BANK | TN0003400058 | AB | A | 11 | Continu | 34,920,000 | 2,538.68 | 5.76% | - | - | - | 211 | 35,194 | 2,492,900 | 72.700 | 2.41% | | 71.238 | 70.833 | -0.57% | 50.000 | 45.40% | - | - | - | 14,811 | 1,643,849 | 95,892,585 | |
| ATB | TN0003600350 | ATB | A | 11 | Continu | 100,000,000 | 430.00 | 0.98% | - | - | - | 30 | 8,459 | 36,344 | 4.300 | 0.70% | | 4.183 | 4.296 | 2.71% | 3.790 | 13.46% | - | - | - | 2,752 | 1,936,554 | 7,338,414 | |
| ATTIJARI BANK | TN0001600154 | TJARI | A | 11 | Continu | 50,000,000 | 3,498.50 | 7.93% | - | - | - | 61 | 2,154 | 148,005 | 69.970 | 0.24% | | 70.115 | 68.712 | -2.00% | 66.890 | 10.88% | - | - | - | 5,467 | 592,247 | 41,474,187 | |
| BH BANK | TN0001900604 | BH | A | 11 | Continu | 47,600,000 | 566.44 | 1.28% | - | - | - | 9 | 981 | 11,628 | 11.900 | 0.00% | | 11.729 | 11.853 | 1.06% | 10.300 | 15.53% | - | - | - | 897 | 170,726 | 1,780,573 | |
| BIAT | TN0001800457 | BIAT | A | 11 | Continu | 40,800,000 | 6,180.79 | 14.01% | - | - | - | 73 | 3,441 | 515,577 | 151.490 | 2.37% | | 150.040 | 149.833 | -0.14% | 111.000 | 41.88% | - | - | - | 6,556 | 345,442 | 47,469,835 | |
| BNA | TN0003100609 | BNA | A | 11 | Continu | 64,000,000 | 1,094.40 | 2.48% | - | - | - | 230 | 52,196 | 894,578 | 17.100 | 0.65% | | 17.053 | 17.139 | 0.50% | 12.070 | 41.67% | - | - | - | 15,062 | 5,177,843 | 75,675,758 | |
| BT | TN0002200053 | BT | A | 11 | Continu | 270,000,000 | 1,984.50 | 4.50% | - | - | - | 86 | 51,535 | 376,949 | 7.350 | 3.67% | | 7.038 | 7.314 | 3.93% | 6.400 | 20.31% | - | - | - | 10,280 | 6,058,315 | 41,657,157 | |
| BTE (ADP) | TN0001300557 | BTE | B | 12 | Fixing | 1,000,000 | 6.38 | 0.01% | - | - | - | 6 | 1,000 | 6,384 | 6.380 | 3.24% | | 6.190 | 6.384 | 3.13% | 3.500 | 82.29% | - | - | - | 812 | 137,426 | 746,322 | |
| STB | TN0002600955 | STB | A | 11 | Continu | 155,375,000 | 922.93 | 2.09% | - | - | - | 185 | 42,306 | 251,334 | 5.940 | -4.35% | | 6.268 | 5.941 | -5.22% | 4.090 | 45.23% | - | - | - | 7,296 | 2,811,679 | 12,664,355 | |
| UBCI | TN0002400505 | UBCI | A | 12 | Fixing | 20,001,529 | 766.06 | 1.74% | - | - | - | 19 | 110 | 4,213 | 38.300 | 1.32% | | 37.822 | 38.300 | 1.26% | 33.800 | 17.16% | - | - | - | 530 | 137,505 | 4,964,329 | |
| UIB | TN0003900107 | UIB | A | 11 | Continu | 32,560,000 | 1,020.43 | 2.31% | - | - | - | 9 | 697 | 21,816 | 31.340 | 0.00% | | 31.856 | 31.300 | -1.75% | 24.850 | 26.12% | - | - | - | 1,455 | 975,268 | 26,281,693 | |
| WIFAK INTERNATIONAL BANK | TN0007200017 | WIFAK | A | 12 | Fixing | 30,000,000 | 254.40 | 0.58% | - | - | - | - | - | - | 8.480 | 0.00% | NC | 8.480 | 0.000 | | 7.700 | 10.13% | - | - | - | 289 | 46,235 | 350,450 | |
| Basic materials | | | | | | 78,184,091 | 822.41 | 1.87% | - | - | - | - | 116 | 18,375 | 241,102 | | | | | | | | | 6 | 657,394 | 6,811,300 | 15,088 | 4,068,794 | 47,340,937 |
| SOTIPAPIER | TN0007630015 | STPAP | B | 11 | Continu | 28,184,091 | 74.41 | 0.17% | - | - | - | 16 | 2,591 | 6,871 | 2.640 | 2.72% | | 2.584 | 2.652 | 2.63% | 2.780 | -5.04% | - | - | - | 3,598 | 585,156 | 1,563,222 | |
| TPR | TN0007270010 | TPR | A | 11 | Continu | 50,000,000 | 748.00 | 1.70% | - | - | - | 100 | 15,784 | 234,231 | 14.960 | 3.17% | | 14.643 | 14.840 | 1.34% | 11.500 | 30.09% | 6 | 557,394 | 6,811,300 | 11,490 | 3,483,638 | 45,777,715 | |
| Chemicals | | | | | | 7,684,757 | 527.59 | 1.20% | - | - | - | - | 23 | 426 | 39,212 | | | | | | | | | | | | 5,416 | 158,167 | 13,778,858 |
| AIR LIQUIDE TUNISIE | TN0002300358 | AL | S | 99 | Fixing | 1,637,504 | 294.78 | 0.67% | - | - | - | 2 | 26 | 4,681 | 180.020 | -1.09% | | 182.000 | 180.020 | -1.09% | 150.050 | 19.97% | - | - | - | 409 | 4,675 | 780,764 | |
| ALKIMIA | TN0003800703 | ALKIM | S | 99 | Fixing | 3,947,253 | 49.27 | 0.11% | - | - | - | - | - | - | 14.000 | 0.00% | NC | 0.000 | 0.000 | | 13.100 | 6.87% | - | - | - | 98 | 2,292 | 29,576 | |
| Industries Chimiques du Fluor | TN0003200755 | ICF | B | 11 | Continu | 2,100,000 | 183.54 | 0.42% | - | - | - | 21 | 400 | 34,532 | 87.400 | -0.06% | | 85.836 | 86.329 | 0.57% | 84.600 | 3.31% | - | - | - | 4,909 | 151,200 | 12,968,518 | |
| Construction & Materials | | | | | | 525,232,104 | 1,138.91 | 2.58% | - | - | - | - | 153 | 54,358 | 261,519 | | | | | | | | | | | | 22,222 | 18,798,983 | 38,800,762 |
| CARTHAGE CEMENT | TN0007400013 | CC | A | 11 | Continu | 343,624,940 | 659.76 | 1.50% | - | - | - | 16 | 8,416 | 16,080 | 1.920 | 0.00% | | 1.910 | 1.911 | 0.03% | 1.880 | 2.13% | - | - | - | 11,440 | 13,551,995 | 26,057,598 | |
| CIMENTS DE BIZERTE | TN0007350010 | SCB | B | 12 | Fixing | 44,047,290 | 30.83 | 0.07% | - | - | - | 2 | 800 | 560 | 0.700 | 0.00% | | 0.700 | 0.700 | 0.00% | 0.550 | 27.27% | - | - | - | 640 | 382,653 | 242,423 | |
| ESSOUKNA | TN0007210016 | SOKNA | B | 11 | Continu | 5,050,500 | 19.85 | 0.05% | - | - | - | 104 | 32,192 | 125,648 | 3.930 | 5.93% | H | 3.744 | 3.903 | 4.25% | 3.300 | 19.09% | - | - | - | 4,124 | 791,552 | 3,008,860 | |
| MPBS | TN0007620016 | MPBS | B | 11 | Continu | 20,668,860 | 198.21 | 0.45% | - | - | - | 31 | 12,950 | 119,231 | 9.590 | 5.97% | H | 9.003 | 9.207 | 2.27% | 8.790 | 9.10% | - | - | - | 3,599 | 891,706 | 7,493,639 | |
| SANIMED | TN0007730013 | SMD | S | 99 | Fixing | 19,971,000 | 10.58 | 0.02% | - | - | - | - | - | - | 0.530 | 3.92% | H | 0.510 | 0.000 | | 0.570 | -7.02% | - | - | - | 132 | 53,230 | 32,146 | |
| SIMPAR | TN0004000055 | SIMPA | B | 12 | Fixing | 1,100,000 | 37.84 | 0.09% | - | - | - | - | - | - | 34.400 | 0.00% | NC | 34.400 | 0.000 | | 35.890 | -4.15% | - | - | - | 14 | 190 | 6,710 | |
| SITS | TN0007180011 | SITS | B | 12 | Fixing | 15,600,000 | 53.51 | 0.12% | - | - | - | - | - | - | 3.430 | 0.00% | NC | 3.430 | 0.000 | | 3.110 | 10.29% | - | - | - | 23 | 5,181 | 18,198 | |
| SOMOCER | TN0006780019 | SOMOC | S | 99 | Fixing | 40,656,000 | 29.27 | 0.07% | - | - | - | - | - | - | 0.720 | -4.00% | B | 0.750 | 0.000 | | 0.440 | 63.64% | - | - | - | 2,249 | 3,122,434 | 1,941,061 | |
| SOTEMAIL | TN0007600018 | SOTEM | S | 99 | Fixing | 34,513,514 | 99.05 | 0.23% | - | - | - | - | - | - | 2.870 | 0.00% | NC | 0.000 | 0.000 | | 3.000 | -4.33% | - | - | - | 1 | 42 | 126 | |
| Financial Services | | | | | | 131,016,000 | 1,749.41 | 3.97% | - | - | - | - | 199 | 68,719 | 741,748 | | | | | | | | | 1 | 60,000 | 2,484,000 | 15,628 | 3,235,352 | 61,333,831 |
| ATL | TN0004700100 | ATL | B | 11 | Continu | 32,500,000 | 349.05 | 0.79% | - | - | - | 61 | 39,344 | 414,165 | 10.740 | 4.17% | | 10.426 | 10.527 | 0.97% | 6.100 | 76.07% | - | - | - | 3,622 | 1,172,877 | 9,261,290 | |
| ATTIJARI LEASING | TN0006610018 | TJL | B | 11 | Continu | 2,750,000 | 101.20 | 0.23% | - | - | - | 8 | 285 | 10,483 | 36.800 | 0.00% | | 39.001 | 36.782 | -5.69% | 29.250 | 33.33% | - | - | - | 779 | 68,417 | 2,266,800 | |
| BEST LEASE | TN0007580012 | BL | B | 12 | Fixing | 30,000,000 | 74.70 | 0.17% | - | - | - | 14 | 8,510 | 21,190 | 2.490 | 4.18% | | 2.390 | 2.490 | 4.18% | 2.200 | 13.18% | - | - | - | 323 | 130,713 | 315,112 | |
| BH LEASING | TN0006720049 | BHL | B | 12 | Fixing | 7,000,000 | 30.10 | 0.07% | - | - | - | 29 | 4,875 | 20,835 | 4.300 | 0.00% | | 4.311 | 4.274 | -0.86% | 3.970 | 10.83% | - | - | - | 312 | 45,831 | 184,253 | |
| CIL | TN0004200853 | CIL | B | 11 | Continu | 7,000,000 | 247.87 | 0.56% | - | - | - | 15 | 2,624 | 92,984 | 35.410 | 0.03% | | 35.408 | 35.436 | 0.08% | 28.250 | 33.84% | - | - | - | 3,025 | 578,210 | 18,927,439 | |
| HANNIBAL LEASE | TN0007310139 | HL | B | 12 | Fixing | 11,000,000 | 88.00 | 0.20% | - | - | - | 30 | 7,004 | 55,992 | 8.000 | 1.14% | | 7.879 | 7.994 | 1.46% | 7.600 | 5.26% | - | - | - | 828 | 383,397 | 2,872,888 | |
| PLACEMENT DE TUNISIE -SICAF | TN0002500650 | PLTU | B | 12 | Fixing | 1,000,000 | 38.61 | 0.09% | - | - | - | - | - | - | 38.610 | 0.00% | NC | 0.000 | 0.000 | | 41.800 | 0.02% | - | - | - | 9 | 301 | 12,572 | |
| SPDIT - SICAF | TN0001400704 | SPDIT | A | 11 | Continu | 28,000,000 | 369.88 | 0.84% | - | - | - | 11 | 4,247 | 56,197 | 13.210 | -3.98% | | 13.700 | 13.232 | -3.41% | 12.700 | 11.89% | - | - | - | 852 | 208,462 | 2,791,683 | |
| TUNINVEST-SICAR | TN0004100202 | TINV | B | 12 | Fixing | 966,000 | 39.60 | 0.09% | -</ | | | | | | | | | | | | | | | | | | | | |

| EURO-CYCLES | TN0007570013 | ECYCL | B | 11 | Continu | 9,801,000 | 112.52 | 0.26% | - | - | - | 25 | 2,584 | 29,105 | 11.480 | 2.50% | 11.124 | 11.264 | 1.25% | 12.490 | -8.09% | - | - | - | 5,856 | 862,532 | 10,073,295 | |
|------------------------------------|--------------|-------|---|----|---------|----------------------|------------------|----------------|----------|----------|----------|--------------|----------------|-------------------|--------|--------|--------|--------|--------|--------|---------|-----------|-------------------|--------------------|----------------|--------------------|----------------------|-------------------|
| NEW BODY LINE | TN0007540016 | NBL | B | 11 | Continu | 4,250,400 | 15.73 | 0.04% | - | - | - | 5 | 1,286 | 4,658 | 3.700 | 0.00% | 3.700 | 3.622 | -2.10% | 4.050 | -8.64% | - | - | - | 1,133 | 255,505 | 978,997 | |
| OFFICE PLAST | TN0007700016 | PLAST | B | 11 | Continu | 14,662,164 | 26.98 | 0.06% | - | - | - | 2 | 50 | 92 | 1,840 | 0.00% | 1,813 | 1,840 | 1.49% | 1,910 | -3.67% | - | - | - | 5,030 | 2,127,272 | 4,286,297 | |
| Société d'Articles Hygïeniques | TN0007610017 | SAH | A | 11 | Continu | 84,015,979 | 1,149.34 | 2.61% | - | - | - | 58 | 11,847 | 161,256 | 13,680 | 0.22% | 13,664 | 13,612 | -0.38% | 13,900 | -1.58% | 1 | 423,500 | 6,352,500 | 10,195 | 2,903,165 | 40,985,738 | |
| Retail | | | | | | 194,111,628 | 2,647.87 | 6.00% | - | - | - | 199 | 17,957 | 484,997 | | | | | | | | 1 | 2,975,000 | 63,665,000 | 22,415 | 7,176,110 | 110,581,871 | |
| ARTES | TN0007300015 | ARTES | A | 11 | Continu | 38,250,000 | 509.87 | 1.16% | - | - | - | 9 | 510 | 6,804 | 13,330 | 2.54% | 13,021 | 13,340 | 2.45% | 11,500 | 15.91% | - | - | - | 3,520 | 528,381 | 6,971,805 | |
| CELLCOM | TN0007590011 | CELL | B | 11 | Continu | 4,461,532 | 9.68 | 0.02% | - | - | - | 32 | 4,231 | 8,984 | 2,170 | 2.84% | 2,109 | 2,123 | 0.68% | 3,320 | -34.64% | - | - | - | 4,130 | 860,090 | 2,150,652 | |
| CITY CARS | TN0007550015 | CITY | A | 11 | Continu | 18,000,000 | 436.32 | 0.99% | - | - | - | 24 | 3,357 | 79,057 | 24,240 | 3.15% | 23,905 | 23,550 | -1.48% | 19,700 | 23.05% | - | - | - | 3,513 | 384,090 | 9,187,256 | |
| ENNAKL AUTOMOBILES | TN0007410012 | NAKL | A | 11 | Continu | 30,000,000 | 587.70 | 1.33% | - | - | - | 22 | 2,041 | 39,654 | 19,590 | 1.77% | 19,425 | 19,429 | 0.02% | 15,080 | 29.91% | - | - | - | 2,276 | 319,383 | 5,491,588 | |
| MAGASIN GENERAL | TN0006440010 | MAG | B | 12 | Fixing | 15,777,070 | 227.51 | 0.52% | - | - | - | - | - | - | 14,420 | 0.00% | NC | 0,000 | 0,000 | | 9,850 | 46.40% | - | - | - | 148 | 10,040 | 108,070 |
| MONOPRIX | TN0001000108 | MNP | B | 12 | Fixing | 25,345,736 | 254.72 | 0.58% | - | - | - | 4 | 2,110 | 21,206 | 10,050 | -4.29% | 10,500 | 10,050 | -4.29% | 6,090 | 65.03% | - | - | - | 941 | 463,513 | 4,059,022 | |
| SMART TUNISIE | TNQPQXRODTH8 | SMART | B | 11 | Continu | 10,123,443 | 293.58 | 0.67% | - | - | - | 17 | 1,277 | 37,028 | 29,000 | -0.34% | 29,056 | 28,996 | -0.21% | 19,500 | 48.72% | 1 | 2,975,000 | 63,665,000 | 2,388 | 3,289,419 | 70,784,164 | |
| SOTUMAG | TN0006580013 | MGR | B | 11 | Continu | 13,200,000 | 138.60 | 0.31% | - | - | - | 13 | 1,166 | 12,354 | 10,500 | 0.00% | 10,547 | 10,595 | 0.45% | 8,900 | 17.98% | - | - | - | 927 | 154,534 | 1,506,100 | |
| Société Tunisienne de l'Automobile | TNNGTFLC2986 | STA | B | 11 | Continu | 2,000,000 | 174.00 | 0.39% | - | - | - | 78 | 3,265 | 279,912 | 87,000 | 2.35% | 85,165 | 85,731 | 0.66% | 37,440 | 132.37% | - | - | - | 4,213 | 155,980 | 9,786,712 | |
| UADH | TN0007690019 | UADH | S | 99 | Fixing | 36,953,847 | 15.89 | 0.04% | - | - | - | - | - | - | 0,430 | 0.00% | S | 0,000 | 0,000 | | 0,600 | -28.33% | - | - | - | 359 | 1,010,680 | 536,502 |
| Technology | | | | | | 14,354,134 | 125.25 | 0.28% | - | - | - | 82 | 24,006 | 241,160 | | | | | | | | 2 | 350,000 | 3,500,000 | 9,832 | 5,162,627 | 50,228,140 | |
| AETECH | TN0007500010 | AETEC | S | 99 | Fixing | 2,223,334 | 0.91 | 0.00% | - | - | - | - | - | - | 0,410 | 0.00% | S | 0,000 | 0,000 | | 0,320 | 28.13% | - | - | - | 20 | 11,728 | 4,568 |
| TELNET HOLDING | TN0007440019 | TLNET | B | 11 | Continu | 12,130,800 | 124.34 | 0.28% | - | - | - | 82 | 24,006 | 241,160 | 10,250 | 4.38% | 9,831 | 10,046 | 2.18% | 6,840 | 49.85% | 2 | 350,000 | 3,500,000 | 9,812 | 5,150,899 | 50,223,572 | |
| Telecommunications | | | | | | 112,636,800 | 158.73 | 0.36% | - | - | - | 224 | 70,271 | 624,799 | | | | | | | | | | | | 11,844 | 6,206,415 | 25,872,904 |
| SOTETEL | TN0006530018 | SOTET | B | 11 | Continu | 4,636,800 | 69.09 | 0.16% | - | - | - | 202 | 40,170 | 599,815 | 14,900 | 3.40% | 14,579 | 14,932 | 2.42% | 5,210 | 185.99% | - | - | - | 9,249 | 2,252,297 | 22,621,244 | |
| TAWASOL GROUP HOLDING | TN0007650013 | TGH | S | 99 | Fixing | 108,000,000 | 89.64 | 0.20% | - | - | - | 22 | 30,101 | 24,984 | 0,830 | 3.75% | 0,800 | 0,830 | 3.75% | 0,800 | 3.75% | - | - | - | 2,595 | 3,954,118 | 3,251,661 | |
| Travel & Leisure | | | | | | 106,199,280 | 35.05 | 0.08% | - | - | - | 16 | 30,075 | 9,925 | | | | | | | | | | | | 937 | 1,138,075 | 388,992 |
| TUNISAIR | TN0001200401 | TAIR | S | 99 | Fixing | 106,199,280 | 35.05 | 0.08% | - | - | - | 16 | 30,075 | 9,925 | 0,330 | -2.94% | 0,340 | 0,330 | -2.94% | 0,340 | -2.94% | - | - | - | 937 | 1,138,075 | 388,992 | |
| Total | | | | | | 3,063,013,649 | 44,106.73 | 100.00% | 0 | 0 | 0 | 3,204 | 827,303 | 12,413,242 | | | | | | | | 35 | 31,752,830 | 557,300,687 | 306,650 | 133,243,997 | 1,662,036,753 | |

Instruments – Secondary Lines

Main Market

| Trading session of 05/22/2026 | | | | | | | | | | Year 2026 | | |
|--------------------------------|--------------|----------|-------|--------|--------|-------------|---------------|-----------|--------|-----------|-------------|---------|
| Sector / Issuer / Security | ISIN code | Mnemonic | Group | Trades | Volume | Value (TND) | Dernier cours | Indicator | Trades | Volume | Value (TND) | |
| Food & Beverage | | | | | | | | | | | | |
| POULINA GP HOLDING | | | | | | | | | | | | |
| PGH Da 2/25 230611 | TN0005700034 | PGH11 | | 32 | - | - | - | - | NC | 16 | 83 | 135 |
| SFBT | | | | | | | | | | | | |
| SFBT (Da 1/6) | TN0001100288 | SFB99 | | 32 | - | - | - | - | NC | - | - | - |
| SFBT (Da 1/7) | TN0001100296 | SFB00 | | 32 | - | - | - | - | NC | - | - | - |
| SFBT (Da 1/2) 2001 | TN0001100304 | SFBT1 | | 32 | - | - | - | - | NC | 1 | 1 | 62 |
| SFBT Da1/2(11/4/02) | TN0001100312 | SFB02 | | 32 | - | - | - | - | NC | - | - | - |
| SFBT Da 1/12 2006 | TN0001100320 | SFB06 | | 32 | - | - | - | - | NC | - | - | - |
| SFBT DA2007 1/13 | TN0001100338 | SFB07 | | 32 | - | - | - | - | NC | 8 | 19 | 66 |
| SFBT Da5/56 120510 | TN0001100346 | SFB10 | | 32 | - | - | - | - | NC | 9 | 57 | 300 |
| SFBT Da5/61 300311 | TN0001100353 | SFB11 | | 32 | - | - | - | - | NC | 7 | 39 | 179 |
| SFBT Da10/66 03712 | TN0001100361 | SFB12 | | 32 | - | - | - | - | NC | 22 | 225 | 595 |
| SFBT Da1/19 280513 | TN0001100387 | SFB13 | | 32 | - | - | - | - | NC | 6 | 49 | 107 |
| SFBT DA 1/8 200514 | TN0001100403 | SFB14 | | 32 | - | - | - | - | NC | 12 | 26 | 137 |
| SFBT DA 1/6 120515 | TN0001100411 | SFB15 | | 32 | - | - | - | - | NC | 11 | 37 | 95 |
| SFBT DA 1/7 040516 | TN0001100429 | SFB16 | | 32 | - | - | - | - | NC | 13 | 29 | 137 |
| SFBT DA1/10 040517 | TN0001100437 | SFB17 | | 32 | - | - | - | - | NC | 15 | 36 | 114 |
| SFBT DA 1/4 300418 | TN0001100445 | SFB18 | | 32 | - | - | - | - | NC | 20 | 27 | 151 |
| SFBT DA 1/5 130519 | TN0001100452 | SFB19 | | 32 | - | - | - | - | NC | 75 | 135 | 430 |
| SFBT DA 1/4 200720 | TN0001100460 | SFB20 | | 32 | - | - | - | - | NC | 53 | 158 | 581 |
| SFBT DA1/12 280524 | TN3022JYIH65 | SFB24 | | 32 | 4 | 19 | 23 | 1,200 | | 413 | 2,063 | 1,814 |
| LAND OR | | | | | | | | | | | | |
| LNDOR DA1/32 80617 | TN0007510035 | LND17 | | 32 | - | - | - | - | NC | 12 | 106 | 47 |
| Insurance | | | | | | | | | | | | |
| BNA ASSURANCES | | | | | | | | | | | | |
| AMI DA 1/4 110817 | TN0007680044 | AMI17 | | 32 | - | - | - | - | NC | 4 | 5 | 5 |
| AMI DA27/35 241120 | TN0007680051 | AMI20 | | 32 | - | - | - | - | NC | 18 | 129 | 263 |
| ASTREE | | | | | | | | | | | | |
| AST DA 1/2 140817 | TN0003000528 | AST17 | | 32 | - | - | - | - | NC | - | - | - |
| STAR | | | | | | | | | | | | |
| STAR DA 7/6 221225 | TNI7FVNGCJ77 | STAR5 | | 32 | - | - | - | - | NC | 276 | 1,896 | 129,723 |
| Automobiles & Parts | | | | | | | | | | | | |
| ASSAD | | | | | | | | | | | | |
| ASSDa1/9(01/07/05) | TN0007140031 | ASSDA | | 32 | - | - | - | - | NC | - | - | - |
| ASSAD Da1/4 150609 | TN0007140049 | ASS09 | | 32 | - | - | - | - | NC | - | - | - |
| ASS Da 1/10 020610 | TN0007140056 | ASS10 | | 32 | - | - | - | - | NC | 2 | 8 | 6 |
| ASS Da 1/22 200611 | TN0007140064 | ASS11 | | 32 | - | - | - | - | NC | 2 | 14 | 4 |
| ASS Da 1/23 010812 | TN0007140072 | ASS12 | | 32 | - | - | - | - | NC | 5 | 20 | 4 |
| STIP | | | | | | | | | | | | |
| STIP Da1/10 0703 | TN0005030028 | STIP3 | | 32 | - | - | - | - | NC | - | - | - |
| Banks | | | | | | | | | | | | |
| AMEN BANK | | | | | | | | | | | | |

| | | | | | | | | | | | |
|-------------------------------------|--------------|-------|----|---|----|-----|--------|----|-----|-------|--------|
| AB Da 26 3/37 | TN0003400108 | AB26 | 32 | - | - | - | - | NC | - | - | - |
| AB Da 29 3/40 | TN0003400116 | AB29 | 32 | - | - | - | - | NC | - | - | - |
| AB Da 34 2/59 | TN0003400157 | AB34 | 32 | - | - | - | - | NC | - | - | - |
| AB Da 1/27 | TN0003400207 | ABA38 | 32 | - | - | - | - | NC | 6 | 43 | 184 |
| ABDA 1/14 11122007 | TN0003400272 | ABDA7 | 32 | - | - | - | - | NC | - | - | - |
| AB Da 3/37 281209 | TN0003400371 | ABDA9 | 32 | - | - | - | - | NC | - | - | - |
| AB Da 1/10 110613 | TN0003400454 | AB13 | 32 | - | - | - | - | NC | 1 | 1 | 9 |
| AB DA1/24 01082016 | TN0003400512 | AB16 | 32 | - | - | - | - | NC | 16 | 66 | 215 |
| AB DA1/25 300617 | TN0003400579 | AB17 | 32 | - | - | - | - | NC | 4 | 12 | 125 |
| AB DA 1/7 12102023 | TNMY01P21QP7 | AB23 | 32 | - | - | - | - | NC | 9 | 14 | 266 |
| AB DA 2/13 281024 | TN66JFM5A518 | AB24 | 32 | 2 | 4 | 44 | 10.920 | | 158 | 596 | 5,165 |
| ATB | | | | | | | | | | | |
| ATBDA1/7 09/11/05 | TN0003600434 | ATBDA | 32 | - | - | - | - | NC | - | - | - |
| ATB Da 1/10 151208 | TN0003600517 | ATB08 | 32 | - | - | - | - | NC | - | - | - |
| ATB Da 1/16 161210 | TN0003600616 | ATB10 | 32 | - | - | - | - | NC | 6 | 45 | 10 |
| ATTIJARI BANK | | | | | | | | | | | |
| TJARI - (Da) | TN0001600162 | TJADA | 32 | - | - | - | - | NC | 2 | 15 | 89 |
| TJARI - Da39 | TN0001600261 | TJA39 | 32 | - | - | - | - | NC | - | - | - |
| TJARIDA1/40 250518 | TN0001600501 | TJA18 | 32 | - | - | - | - | NC | 49 | 1,073 | 6,336 |
| TJARIDA4/21 300425 | TN823JXM7T75 | TJA25 | 32 | 4 | 18 | 239 | 13.300 | | 516 | 2,869 | 37,379 |
| BT | | | | | | | | | | | |
| BQ DE TSIE - Da | TN0002200103 | BTDA | 32 | - | - | - | - | NC | 1 | 8 | 38 |
| Bt Da 3/10 170599 | TN0002200210 | BT149 | 32 | - | - | - | - | NC | 3 | 9 | 127 |
| BTDA1/7(3/12/01) | TN0002200251 | BT154 | 32 | - | - | - | - | NC | 3 | 11 | 67 |
| BT Da 1/2 23052006 | TN0002200319 | BTDA6 | 32 | - | - | - | - | NC | 1 | 1 | 15 |
| BT Da 1/2 10/06/09 | TN0002200327 | BTDA9 | 32 | - | - | - | - | NC | 3 | 11 | 45 |
| BT Da 1/3 280613 | TN0002200335 | BT13 | 32 | - | - | - | - | NC | 14 | 67 | 64 |
| BT DA 1/5 03062016 | TN0002200343 | BT16 | 32 | - | - | - | - | NC | 10 | 18 | 38 |
| BT DA 1/4 04052018 | TN0002200350 | BT18 | 32 | - | - | - | - | NC | 22 | 33 | 67 |
| BT DA 1/5 10052022 | TNYHLWKDE9D7 | BT22 | 32 | - | - | - | - | NC | 65 | 125 | 150 |
| BIAT | | | | | | | | | | | |
| BIAT Da32 4/60 | TN0001800465 | BIA32 | 32 | - | - | - | - | NC | - | - | - |
| BIAT Da36 1/24 | TN0001800507 | BIA36 | 32 | - | - | - | - | NC | 6 | 15 | 71 |
| BIAT DA1/20 290620 | TN0001800622 | BIA20 | 32 | - | - | - | - | NC | 55 | 271 | 1,902 |
| BIAT DA1/7 291124 | TNK63RI7BF70 | BIA24 | 32 | 1 | 1 | 20 | 20.010 | | 403 | 980 | 18,830 |
| BNA | | | | | | | | | | | |
| BNA Da 1/10 040509 | TN0003100633 | BNA09 | 32 | - | - | - | - | NC | 420 | 2,140 | 3,977 |
| BNA DA 1/10 200618 | TN0003100740 | BNA18 | 32 | - | - | - | - | NC | 83 | 276 | 445 |
| BNA DA 1/55 150419 | TN0003100815 | BNA19 | 32 | - | - | - | - | NC | 40 | 701 | 125 |
| BH BANK | | | | | | | | | | | |
| BQ HABITAT (Da) | TN0001900612 | BHDA | 32 | - | - | - | - | NC | - | - | - |
| BH Da 1/20 150999 | TN0001900679 | BH12 | 32 | - | - | - | - | NC | - | - | - |
| BH Da1/25 14022000 | TN0001900711 | BH14 | 32 | - | - | - | - | NC | - | - | - |
| BHDA 1/15 28052007 | TN0001900778 | BHDA7 | 32 | - | - | - | - | NC | 1 | 2 | 3 |
| BH DA 1/3 270715 | TN0001900901 | BH15 | 32 | - | - | - | - | NC | 5 | 8 | 38 |
| BH DA 1/5 171117 | TN0001900992 | BH17 | 32 | - | - | - | - | NC | 6 | 11 | 23 |
| UBCI | | | | | | | | | | | |
| UBCI Da 1/6 010900 | TN0002400570 | UBC00 | 32 | - | - | - | - | NC | 3 | 3 | 48 |
| UBCI Da 3/7 010704 | TN0002400646 | UBC04 | 32 | - | - | - | - | NC | 1 | 1 | 34 |
| UBCI Da 1/2 150710 | TN0002400653 | UBC10 | 32 | - | - | - | - | NC | 2 | 2 | 45 |
| UBCI Da8/33 141013 | TN0002400695 | UBC13 | 32 | - | - | - | - | NC | 27 | 256 | 2,228 |
| WIFAK INTERNATIONAL BANK | | | | | | | | | | | |
| WIFAK DA1/2 121015 | TN0007200132 | WIF15 | 32 | - | - | - | - | NC | 3 | 3 | 6 |
| Construction & Materials | | | | | | | | | | | |
| MPBS | | | | | | | | | | | |
| MPBS DA1/10 070717 | TN0007620032 | MPB17 | 32 | - | - | - | - | NC | 3 | 10 | 10 |
| MPBS DA1/20 050718 | TN0007620040 | MPB18 | 32 | - | - | - | - | NC | 5 | 37 | 16 |
| MPBS DA1/10 100719 | TN0007620057 | MPB19 | 32 | - | - | - | - | NC | 4 | 11 | 9 |
| MPBS DA1/17 100820 | TN0007620065 | MPB20 | 32 | - | - | - | - | NC | 18 | 49 | 21 |
| CARTHAGE CEMENT | | | | | | | | | | | |
| CC Da 1/52 201210 | TN0007400039 | CC10 | 32 | - | - | - | - | NC | 5 | 31 | - |
| ESSOUKNA | | | | | | | | | | | |
| SOKNA Da1/5 020712 | TN0007210032 | SOK12 | 32 | - | - | - | - | NC | - | - | - |
| SOKNA Da2/5 010714 | TN0007210040 | SOK14 | 32 | - | - | - | - | NC | 4 | 9 | 13 |
| SIMPAR | | | | | | | | | | | |
| SIMPAR Da 1/5 | TN0004000089 | SIM01 | 32 | - | - | - | - | NC | - | - | - |
| SIMPA Da1/6 010708 | TN0004000105 | SIM08 | 32 | - | - | - | - | NC | 1 | 4 | 38 |
| SIMPA Da1/7 010710 | TN0004000121 | SIM10 | 32 | - | - | - | - | NC | - | - | - |
| SIMPA Da1/8 020712 | TN0004000147 | SIM12 | 32 | - | - | - | - | NC | 1 | 1 | 5 |
| SIMPA DA2/9 010714 | TN0004000154 | SIM14 | 32 | - | - | - | - | NC | 2 | 8 | 64 |
| SITS | | | | | | | | | | | |
| SITSDa1/9 28/03/07 | TN0007180037 | SITDA | 32 | - | - | - | - | NC | 1 | 14 | 5 |
| SOMOCER | | | | | | | | | | | |
| SOMOC Da 1/7 0803 | TN0006780027 | SOMC3 | 32 | - | - | - | - | NC | - | - | - |
| SOMOC Da 1/10 0708 | TN0006780043 | SOMC8 | 32 | - | - | - | - | NC | - | - | - |
| SOMOC Da 1/20 2007 | TN0006780050 | SOMC9 | 32 | - | - | - | - | NC | - | - | - |
| SOMC Da1/10 261211 | TN0006780068 | SOM11 | 32 | - | - | - | - | NC | - | - | - |
| SOMC Da1/45 211212 | TN0006780076 | SOM12 | 32 | - | - | - | - | NC | 6 | 155 | 2 |
| SOMC Da2/35 231213 | TN0006780084 | SOM13 | 32 | - | - | - | - | NC | 10 | 92 | 1 |

| | | | | | | | | | | | |
|--|--------------|--------|----|---|---|----|-------|----|-----|-------|-------|
| SOMC DA3/37 250814 | TN0006780092 | SOM14 | 32 | - | - | - | - | NC | 13 | 76 | 1 |
| SOM DA 1/23 201015 | TN0006780100 | SOM15 | 32 | - | - | - | - | NC | 6 | 27 | - |
| Industrial Goods & Services | | | | | | | | | | | |
| ONE TECH HOLDING | | | | | | | | | | | |
| OTH DA1/2 181121 | TN7F9QE5NT90 | OTH21 | 32 | - | - | - | - | NC | 11 | 33 | 136 |
| SIAME | | | | | | | | | | | |
| SIAME Da5/11 | TN0006590020 | SIADA | 32 | - | - | - | - | NC | 1 | 3 | 6 |
| SIAME Da1/8 | TN0006590087 | SIAM1 | 32 | - | - | - | - | NC | 3 | 7 | 4 |
| SIAM Da1/25 280704 | TN0006590103 | SIAM4 | 32 | - | - | - | - | NC | 3 | 7 | 1 |
| SIAME Da1/10 | TN0006590061 | SIAM4 | 32 | - | - | - | - | NC | 3 | 5 | 2 |
| SIAM DA1/10 160721 | TN0006590111 | SIAM21 | 32 | - | - | - | - | NC | 8 | 23 | 8 |
| SOTUVER | | | | | | | | | | | |
| SOTUVER Da 1/24 | TN0006560023 | STVDA | 32 | - | - | - | - | NC | - | - | - |
| STV Da 1/25 010700 | TN0006560049 | STV00 | 32 | - | - | - | - | NC | - | - | - |
| SOTUVER Da 3/34 | TN0006560064 | STV01 | 32 | - | - | - | - | NC | - | - | - |
| STV02 3/10 010102 | TN0006560098 | STV02 | 32 | - | - | - | - | NC | - | - | - |
| STV Da10/31 160712 | TN0006560148 | STV12 | 32 | - | - | - | - | NC | 3 | 19 | 190 |
| SOTUV Da1/7 180713 | TN0006560155 | STV13 | 32 | - | - | - | - | NC | 8 | 18 | 58 |
| SOTUV DA3/41 10714 | TN0006560189 | STV14 | 32 | - | - | - | - | NC | 12 | 67 | 123 |
| STV DA 3/40 200715 | TN0006560197 | STV15 | 32 | - | - | - | - | NC | 21 | 139 | 277 |
| STV DA2/23 4122017 | TN0006560221 | STV17 | 32 | - | - | - | - | NC | 19 | 77 | 163 |
| SOTUV DA7/32 91020 | TN0006560247 | STV20 | 32 | - | - | - | - | NC | 128 | 1,166 | 4,897 |
| STV DA2/11 280722 | TNXI9LTW0FO7 | STV22 | 32 | 2 | 4 | 21 | 5,200 | | 199 | 1,106 | 2,881 |
| Chemicals | | | | | | | | | | | |
| AIR LIQUIDE TUNISIE | | | | | | | | | | | |
| AIR LIQ Da1/4 0999 | TN0002300366 | ALQDA | 32 | - | - | - | - | NC | 1 | 1 | 220 |
| AIR LIQ Da1/6 0601 | TN0002300374 | ALQ01 | 32 | - | - | - | - | NC | - | - | - |
| ALQ Da1/6 (160902) | TN0002300390 | ALQ02 | 32 | - | - | - | - | NC | 4 | 5 | 425 |
| AIR LIQ Da1/8 0903 | TN0002300408 | ALQ03 | 32 | - | - | - | - | NC | 4 | 8 | 480 |
| ALQ Da1/10 7/09/04 | TN0002300416 | ALQ04 | 32 | - | - | - | - | NC | 6 | 12 | 455 |
| ALQDa1/12 06/09/05 | TN0002300424 | ALQ05 | 32 | - | - | - | - | NC | 2 | 3 | 129 |
| ALQ Da1/12 070906 | TN0002300432 | ALQ06 | 32 | - | - | - | - | NC | 3 | 5 | 173 |
| ALQ Da 1/12 0907 | TN0002300440 | ALQ07 | 32 | - | - | - | - | NC | 6 | 8 | 269 |
| AL Da 1/11 030908 | TN0002300457 | ALQ08 | 32 | - | - | - | - | NC | 5 | 8 | 225 |
| AL Da 1/12 030909 | TN0002300465 | ALQ09 | 32 | - | - | - | - | NC | 7 | 14 | 357 |
| ALQ Da 1/11 060910 | TN0002300473 | ALQ10 | 32 | - | - | - | - | NC | 3 | 8 | 209 |
| ALQ Da 1/11 050911 | TN0002300481 | ALQ11 | 32 | - | - | - | - | NC | 5 | 12 | 316 |
| ALQ Da 1/15 030912 | TN0002300499 | ALQ12 | 32 | - | - | - | - | NC | 2 | 7 | 133 |
| ALQ Da 1/11 020913 | TN0002300507 | ALQ13 | 32 | - | - | - | - | NC | 1 | 1 | 26 |
| ALQ DA 1/12 150914 | TN0002300515 | ALQ14 | 32 | - | - | - | - | NC | 4 | 14 | 256 |
| ALQ DA 1/25 070915 | TN0002300523 | ALQ15 | 32 | - | - | - | - | NC | 5 | 20 | 178 |
| ALQ DA 1/28 050916 | TN0002300531 | ALQ16 | 32 | - | - | - | - | NC | 9 | 37 | 256 |
| ALQ DA 1/31 250917 | TN0002300549 | ALQ17 | 32 | - | - | - | - | NC | 5 | 16 | 96 |
| ALQ DA 1/30 161018 | TN0002300556 | ALQ18 | 32 | - | - | - | - | NC | 6 | 32 | 203 |
| ALQ DA 1/16 160919 | TN0002300564 | ALQ19 | 32 | - | - | - | - | NC | 1 | 13 | 173 |
| ALQ DA 1/45 201120 | TN0002300572 | ALQ20 | 32 | - | - | - | - | NC | 4 | 23 | 86 |
| ALKIMIA | | | | | | | | | | | |
| ALKIM Da | TN0003800711 | ALKDA | 32 | - | - | - | - | NC | - | - | - |
| ALKIM Da 04 | TN0003800729 | ALK04 | 32 | - | - | - | - | NC | 3 | 4 | 6 |
| ALK Da 1/10 240603 | TN0003800737 | ALK03 | 32 | - | - | - | - | NC | 3 | 8 | 10 |
| ALKNSLIB1/4j010123 | TNPIK1R13738 | ALK24 | 32 | - | - | - | - | NC | - | - | - |
| Retail | | | | | | | | | | | |
| ARTES | | | | | | | | | | | |
| ARTES Da1/4 230712 | TN0007300023 | ART12 | 32 | - | - | - | - | NC | - | - | - |
| ARTES Da1/5 040313 | TN0007300031 | ART13 | 32 | - | - | - | - | NC | - | - | - |
| CITY CARS | | | | | | | | | | | |
| CITY DA1/3 230919 | TN0007550023 | CTY19 | 32 | - | - | - | - | NC | 13 | 16 | 126 |
| SMART TUNISIE | | | | | | | | | | | |
| SMART DA1/5 070623 | TN7IDY8X60S8 | SMT23 | 32 | - | - | - | - | NC | 39 | 78 | 316 |
| SMART DA1/6 111124 | TN7PHUMS9GW2 | SMT24 | 32 | - | - | - | - | NC | 59 | 159 | 502 |
| MAGASIN GENERAL | | | | | | | | | | | |
| MAG GEN Da 1/2 | TN0006440028 | MGDA4 | 32 | - | - | - | - | NC | - | - | - |
| MONOPRIX | | | | | | | | | | | |
| MONOPRIX Da | TN0001000116 | MNPDA | 32 | - | - | - | - | NC | 2 | 5 | 12 |
| MNP Da 1/2 100611 | TN0001000124 | MNP11 | 32 | - | - | - | - | NC | 3 | 3 | 17 |
| MNP Da 1/5 040612 | TN0001000132 | MNP12 | 32 | - | - | - | - | NC | - | - | - |
| MNP Da 1/5 160615 | TN0001000140 | MNP15 | 32 | - | - | - | - | NC | 22 | 30 | 38 |
| SOTUMAG | | | | | | | | | | | |
| MGR Da1/3 050710 | TN0006580021 | MGR10 | 32 | - | - | - | - | NC | 1 | 1 | 3 |
| MGR DA 1/10 201217 | TN0006580039 | MGR17 | 32 | - | - | - | - | NC | 2 | 4 | 3 |
| Basic materials | | | | | | | | | | | |
| TPR | | | | | | | | | | | |
| Da TPR 11/149 2006 | TN0007270036 | TPR08 | 32 | - | - | - | - | NC | - | - | - |
| TPR Da 1/8 200509 | TN0007270044 | TPR09 | 32 | - | - | - | - | NC | - | - | - |
| TPR Da 1/36 250510 | TN0007270051 | TPR10 | 32 | - | - | - | - | NC | 1 | 3 | 2 |
| TPR Da 5/37 150611 | TN0007270069 | TPR11 | 32 | - | - | - | - | NC | 7 | 56 | 128 |
| TPR Da 1/21 250612 | TN0007270077 | TPR12 | 32 | - | - | - | - | NC | 8 | 84 | 41 |
| TPR Da 1/44 250613 | TN0007270085 | TPR13 | 32 | - | - | - | - | NC | 15 | 139 | 34 |
| TPR DA 1/9 260716 | TN0007270093 | TPR16 | 32 | - | - | - | - | NC | 6 | 14 | 12 |

| Oil & Gas | | | | | | | | | | | | |
|--|--------------|-------|----|----|----|----|-------|----|-----|-------|-------|--|
| SOTRAPIL | | | | | | | | | | | | |
| STPIL Da1/10 0703 | TN0006660021 | SPL3 | 32 | -- | -- | -- | -- | NC | 5 | 13 | 44 | |
| STPILDA0807 1/10 | TN0006660039 | SPL7 | 32 | -- | -- | -- | -- | NC | -- | -- | -- | |
| STPIL Da1/25301208 | TN0006660047 | SPL8 | 32 | -- | -- | -- | -- | NC | 14 | 115 | 132 | |
| STPIL Da1/20 02712 | TN0006660054 | SPL12 | 32 | -- | -- | -- | -- | NC | 11 | 44 | 64 | |
| STPIL Da1/33 01713 | TN0006660062 | SPL13 | 32 | -- | -- | -- | -- | NC | 20 | 186 | 170 | |
| STPIL DA1/17 20614 | TN0006660070 | SPL14 | 32 | -- | -- | -- | -- | NC | 23 | 93 | 155 | |
| STPL DA1/32 180615 | TN0006660088 | SPL15 | 32 | -- | -- | -- | -- | NC | 28 | 300 | 256 | |
| STPIL DA1/39 01716 | TN0006660096 | SPL16 | 32 | -- | -- | -- | -- | NC | 21 | 199 | 148 | |
| STPILDA1/56 300617 | TN0006660104 | SPL17 | 32 | -- | -- | -- | -- | NC | 29 | 374 | 164 | |
| STPILDA1/39 290618 | TN0006660112 | SPL18 | 32 | -- | -- | -- | -- | NC | 37 | 445 | 278 | |
| Personal & Household Goods | | | | | | | | | | | | |
| EURO-CYCLES | | | | | | | | | | | | |
| ECYCL DA1/2 010616 | TN0007570021 | ECY16 | 32 | -- | -- | -- | -- | NC | 2 | 2 | 18 | |
| ECYC DA1/10 010719 | TN0007570039 | ECY19 | 32 | -- | -- | -- | -- | NC | 8 | 12 | 14 | |
| ECYC DA1/10 040822 | TNUTSNMT2ET9 | ECY22 | 32 | -- | -- | -- | -- | NC | 46 | 107 | 124 | |
| ATELIER MEUBLE INTERIEURS | | | | | | | | | | | | |
| SAM DA 1/10 280717 | TN0007740020 | SAM17 | 32 | -- | -- | -- | -- | NC | 3 | 5 | 4 | |
| SAM DA 1/5 300920 | TN0007740038 | SAM20 | 32 | -- | -- | -- | -- | NC | 1 | 1 | 1 | |
| SAM DA 8/85 241125 | TNLPW5AW8TJ4 | SAM25 | 32 | -- | -- | -- | -- | NC | 199 | 7,650 | 3,078 | |
| Société d'Articles Hygiéniques | | | | | | | | | | | | |
| SAH DA 1/7 050814 | TN0007610025 | SAH14 | 32 | -- | -- | -- | -- | NC | 10 | 17 | 58 | |
| SAH DA 1/20 050914 | TN0007610033 | SAH42 | 32 | -- | -- | -- | -- | NC | 9 | 32 | 36 | |
| SAH Da 1/5 230615 | TN0007610041 | SAH15 | 32 | -- | -- | -- | -- | NC | 1 | 1 | 5 | |
| SAH DA 1/14 250117 | TN0007610058 | SAH17 | 32 | -- | -- | -- | -- | NC | 5 | 12 | 16 | |
| SAH DA 1/17 070717 | TN0007610066 | SAH72 | 32 | -- | -- | -- | -- | NC | 8 | 29 | 29 | |
| SAH DA 1/14 131217 | TN0007610074 | SAH73 | 32 | -- | -- | -- | -- | NC | 1 | 1 | 2 | |
| SAH DA 1/14 010818 | TN0007610082 | SAH18 | 32 | -- | -- | -- | -- | NC | 19 | 86 | 111 | |
| SAH DA 1/18 031218 | TN0007610090 | SAH82 | 32 | -- | -- | -- | -- | NC | 30 | 177 | 180 | |
| SAH DA1/4 22082022 | TNZTIVM7NY78 | SAH22 | 32 | 2 | 2 | 7 | 3,410 | | 154 | 659 | 1,858 | |
| SAH DA 1/35 010823 | TNG73XSR2TO7 | SAH23 | 32 | 5 | 50 | 21 | 0,410 | | 383 | 4,353 | 1,610 | |
| NEW BODY LINE | | | | | | | | | | | | |
| NBL Da1/45 161213 | TN0007540032 | NBL13 | 32 | -- | -- | -- | -- | NC | 17 | 206 | 23 | |
| NBL DA 1/10 280717 | TN0007540040 | NBL17 | 32 | -- | -- | -- | -- | NC | 9 | 18 | 9 | |
| OFFICE PLAST | | | | | | | | | | | | |
| PLAST DA1/4 161216 | TN0007700032 | PLS16 | 32 | -- | -- | -- | -- | NC | 6 | 10 | 3 | |
| PLA DA3/100 231020 | TN0007700065 | PLA20 | 32 | -- | -- | -- | -- | NC | 12 | 428 | 7 | |
| PLA DA7/103 190721 | TN0007700081 | PLA21 | 32 | -- | -- | -- | -- | NC | 18 | 1,283 | 69 | |
| PLAST DA1/5 190722 | TN2H8I4G16F8 | PLA22 | 32 | -- | -- | -- | -- | NC | 18 | 414 | 48 | |
| Health Care | | | | | | | | | | | | |
| UNITE DE FABRICATION DE MEDICAMENTS | | | | | | | | | | | | |
| UMED D76/509 26716 | TN0007720022 | UMD16 | 32 | 1 | 10 | 15 | 1,500 | | 19 | 247 | 365 | |
| UMD DA11/117 40817 | TN0007720030 | UMD17 | 32 | -- | -- | -- | -- | NC | 22 | 6,770 | 3,566 | |
| Financial Services | | | | | | | | | | | | |
| ATL | | | | | | | | | | | | |
| ATL Da 1/5 290808 | TN0004700266 | ATL08 | 32 | -- | -- | -- | -- | NC | 2 | 4 | 8 | |
| ATL Da 2/17 261112 | TN0004700472 | ATL12 | 32 | -- | -- | -- | -- | NC | 11 | 54 | 55 | |
| ATTIJARI LEASING | | | | | | | | | | | | |
| ATTIJARI LS ROMPU | TN0006610141 | TJLR | 32 | -- | -- | -- | -- | NC | -- | -- | -- | |
| TJL DA 3/17 210717 | TN0006610448 | TJL17 | 32 | -- | -- | -- | -- | NC | 17 | 428 | 2,410 | |
| BH LEASING | | | | | | | | | | | | |
| ML DA 1/4 250515 | TN0006720072 | ML15 | 32 | -- | -- | -- | -- | NC | 8 | 8 | 5 | |
| CIL | | | | | | | | | | | | |
| CIL DA 2007 1/4 | TN0004201042 | CIL07 | 32 | -- | -- | -- | -- | NC | -- | -- | -- | |
| CIL Da 1/5 301208 | TN0004201117 | CIL08 | 32 | -- | -- | -- | -- | NC | -- | -- | -- | |
| CIL Da 1/3 110610 | TN0004201216 | CIL10 | 32 | -- | -- | -- | -- | NC | 3 | 5 | 101 | |
| CIL Da 1/4 030611 | TN0004201281 | CIL11 | 32 | -- | -- | -- | -- | NC | 1 | 1 | 6 | |
| CIL DA2/5 15052023 | TNEOEJK4P2R7 | CIL23 | 32 | -- | -- | -- | -- | NC | 1 | 1 | 5 | |
| HANNIBAL LEASE | | | | | | | | | | | | |
| HL DA 1/10 180817 | TN0007310378 | HL17 | 32 | -- | -- | -- | -- | NC | 2 | 2 | 2 | |
| HL DA37/100 090720 | TN0007310519 | HL20 | 32 | -- | -- | -- | -- | NC | 13 | 267 | 619 | |
| SPDIT - SICAF | | | | | | | | | | | | |
| SPDIT Da 1/24 3512 | TN0001400720 | SPD12 | 32 | -- | -- | -- | -- | NC | 4 | 28 | 18 | |
| TUNISIE LEASING ET FACTORING | | | | | | | | | | | | |
| TUN. LEAS. (Da 10) | TN0002100915 | TLSDA | 32 | -- | -- | -- | -- | NC | -- | -- | -- | |
| TLS Da 1/4 | TN0002100956 | TLD01 | 32 | -- | -- | -- | -- | NC | -- | -- | -- | |
| TLS Da 1/5(021202) | TN0002100980 | TLS02 | 32 | -- | -- | -- | -- | NC | -- | -- | -- | |
| TLS Da 1/6(181203) | TN0002101012 | TLS03 | 32 | -- | -- | -- | -- | NC | 2 | 3 | 27 | |
| TLS Da 1/7(061204) | TN0002101061 | TLS04 | 32 | -- | -- | -- | -- | NC | -- | -- | -- | |
| TLS Da1/55(010307) | TN0002101152 | TLS07 | 32 | -- | -- | -- | -- | NC | -- | -- | -- | |
| TLS Da 1/56 030308 | TN0002101210 | TLS08 | 32 | -- | -- | -- | -- | NC | 6 | 90 | 85 | |
| TLS Da 1/57 020309 | TN0002101319 | TLS09 | 32 | -- | -- | -- | -- | NC | 5 | 30 | 21 | |
| TLS Da 1/68 301209 | TN0002101392 | TLS92 | 32 | -- | -- | -- | -- | NC | 11 | 73 | 34 | |
| TLS Da 1/69 010210 | TN0002101400 | TLS10 | 32 | -- | -- | -- | -- | NC | 15 | 118 | 63 | |
| TLS Da 3/80 010213 | TN0002101590 | TLS13 | 32 | -- | -- | -- | -- | NC | 21 | 240 | 345 | |
| TL DA3/83 10022014 | TN0002101749 | TLS14 | 32 | -- | -- | -- | -- | NC | 31 | 466 | 637 | |
| TL DA2/43 02022015 | TN0002101814 | TLS15 | 32 | -- | -- | -- | -- | NC | 18 | 152 | 262 | |
| TLS DA1/23 010719 | TN0002102044 | TLS19 | 32 | -- | -- | -- | -- | NC | 37 | 244 | 398 | |

| Technology | | | | | | | | | | | |
|-----------------------------|--------------|-------|----|-----------|------------|------------|---|----|--------------|---------------|----------------|
| TELNET HOLDING | | | | | | | | | | | |
| TLN Da 1/10 010719 | TN0007440035 | TLN19 | 32 | - | - | - | - | NC | 8 | 28 | 23 |
| Telecommunications | | | | | | | | | | | |
| SOTETEL | | | | | | | | | | | |
| SOTETEL Da1/6 | TN0006530059 | SOT01 | 32 | - | - | - | - | NC | 1 | 2 | 4 |
| SOT Da 1/5 010102 | TN0006530067 | SOT02 | 32 | - | - | - | - | NC | - | - | - |
| SOT Da 1/5 010703 | TN0006530075 | SOT03 | 32 | - | - | - | - | NC | - | - | - |
| SOT Da 1/10 150704 | TN0006530083 | SOT04 | 32 | - | - | - | - | NC | - | - | - |
| SOT Da1/22 010906 | TN0006530091 | SOT06 | 32 | - | - | - | - | NC | 1 | 7 | 2 |
| Travel & Leisure | | | | | | | | | | | |
| TUNISAIR | | | | | | | | | | | |
| TUNISAIR - Da 01 | TN0001200419 | TAIDA | 32 | - | - | - | - | NC | - | - | - |
| TUNISAIR - Da 04 | TN0001200468 | TAI04 | 32 | - | - | - | - | NC | 2 | 10 | - |
| TAIR Da1/10 010799 | TN0001200476 | TAI99 | 32 | - | - | - | - | NC | 1 | 4 | - |
| TAIR Da1/10 030700 | TN0001200492 | TAI00 | 32 | - | - | - | - | NC | 3 | 8 | - |
| TUNISAIR Da 1/10 | TN0001200518 | TAI01 | 32 | - | - | - | - | NC | 4 | 67 | 1 |
| TAIR Da1/22 310806 | TN0001200534 | TAI06 | 32 | - | - | - | - | NC | 5 | 90 | 2 |
| TAIR Da 1/5 010908 | TN0001200542 | TAI08 | 32 | - | - | - | - | NC | 9 | 40 | 1 |
| TAIR Da1/11 170709 | TN0001200567 | TAI09 | 32 | - | - | - | - | NC | 7 | 71 | 1 |
| Total | | | | 21 | 108 | 389 | | | 5,146 | 45,723 | 245,738 |

Instruments – Bonds

Titres émis par l'Etat

Trading session of 05/22/2026

Year 2026

| Company | ISIN code | Mnemonic | Group | Unit | Trades | Volume | Value (TND) | Closing Price | Daily change | Indicator | Open | Trades | Volume | Value (TND) |
|--------------------|---------------|----------|-------|------|--------|--------|-------------|---------------|--------------|-----------|---------|--------|---------|-------------|
| BTA 6,3% Oct 2026 | TN0008000580 | B1026 | | 21 % | | | | 98.000 | 0.00% | NC | 98.000 | | | |
| BTA6,7% Avril 2028 | TN0008000606 | B0428 | | 21 % | | | | 93.100 | 0.00% | NC | 93.100 | | | |
| BTA 7,5% Juil 2032 | TN0008000663 | B0732 | | 21 % | | | | 97.000 | 0.00% | NC | 97.000 | | | |
| BTA 7% Juil 2028 | TN0008000697 | B0728 | | 21 % | | | | 90.500 | 0.00% | NC | 90.500 | | | |
| BTA 7,2% Fev 2027 | TN0008000721 | B0227 | | 21 % | | | | 99.460 | 0.00% | NC | 97.590 | 13 | 9,800 | 10,267,152 |
| BTA 7,4% Fev 2030 | TN0008000739 | B0230 | | 21 % | | | | 95.560 | 0.00% | NC | 93.450 | 8 | 544 | 525,748 |
| BTA 7,2% Mai 2027 | TN0008000747 | B0527 | | 21 % | | | | 99.030 | 0.00% | NC | 96.510 | 7 | 409 | 429,343 |
| BTA 8% Nov 2030 | TN0008000762 | B1130 | | 21 % | | | | 97.000 | 0.00% | NC | 97.000 | | | |
| BTA 7,3% Dec 2027 | TN0008000770 | B1227 | | 21 % | | | | 91.050 | 0.00% | NC | 91.050 | | | |
| BTA 7,5% Janv 2028 | TN0008000796 | B0128 | | 21 % | | | | 100.000 | 0.00% | NC | 100.000 | | | |
| BTA 8% Mars 2033 | TN0008000804 | B0333 | | 21 % | | | | 100.000 | 0.00% | NC | 100.000 | | | |
| BTA 6,6% Mars 2027 | TN0008000655 | B0327 | | 21 % | | | | 98.000 | 0.00% | NC | 97.100 | 1 | 158 | 163,697 |
| BTA 7,5% Dec 2028 | TN0008000812 | B1228 | | 21 % | | | | 94.720 | 0.00% | NC | 94.720 | | | |
| E NAT 2021 8,80% B | TN0008000838 | NB26 | | 21 % | | | | 100.310 | 0.00% | NC | 100.000 | 2 | 65,000 | 6,938,348 |
| E NAT 2021 8,90% C | TN0008000846 | NC28 | | 21 % | | | | 93.000 | 0.00% | NC | 93.000 | | | |
| ENAT2021 8,70%A PP | TN0008000820 | NA26 | | 21 % | | | | 100.000 | 0.00% | NC | 97.500 | 4 | 157,585 | 841,609 |
| ENAT2 2021 8,80% B | TN0008000895 | NB226 | | 21 % | | | | 100.000 | 0.00% | NC | 100.000 | | | |
| ENAT2 2021 8,90% C | TN0008000903 | NC228 | | 21 % | | | | 95.000 | 0.00% | NC | 95.000 | 1 | 6 | 5,957 |
| ENAT2 HASSAN21 APP | TN0008000853 | NH226 | | 21 % | | | | 100.000 | 0.00% | NC | 100.000 | | | |
| ENAT22021 8,70%APP | TN0008000887 | NA226 | | 21 % | | | | 100.410 | 0.00% | NC | 97.000 | 2 | 2,200 | 11,614 |
| ENAT3 2021 8,80% B | TNYZ06UGUZ33 | NB3F6 | | 21 % | | | | 100.000 | 0.00% | NC | 94.500 | 2 | 4,050 | 417,386 |
| ENAT3 2021 8,90% C | TN3QL5M1QLW6 | NC3F8 | | 21 % | | | | 100.000 | 0.00% | NC | 100.000 | | | |
| ENAT3 HASSAN2021 B | TNVSDML2VYJ5 | NHB36 | | 21 % | | | | 100.000 | 0.00% | NC | 100.000 | | | |
| ENAT3 HASSAN2021 C | TNJQ3VIAM1R9 | NHC38 | | 21 % | | | | 100.000 | 0.00% | NC | 100.000 | | | |
| ENAT32021 8,70%APP | TNZBXQU5RZ91 | NA3F6 | | 21 % | | | | 95.000 | 0.00% | NC | 97.000 | 6 | 2,208 | 11,147 |
| ENT32021T+2,45%APP | TNSUXW7EBUQ0 | NA3V6 | | 21 % | | | | 95.000 | 0.00% | NC | 95.000 | | | |
| ENAT3 HASSAN21 APP | TNE5I87AYZT5 | NHA36 | | 21 % | | | | 100.000 | 0.00% | NC | 100.000 | | | |
| ENAT32021 T+2,55%B | TN5QHXZ8T348 | NB3V6 | | 21 % | | | | 100.000 | 0.00% | NC | 100.000 | | | |
| ENAT32021 T+2,65%C | TNJP2LP1CVE1 | NC3V8 | | 21 % | | | | 100.000 | 0.00% | NC | 100.000 | | | |
| ENAT1 2022 A 8,80% | TNPSLOPEJVO7 | NAF27 | | 21 % | | | | 100.000 | 0.00% | NC | 95.000 | 26 | 14,321 | 147,600 |
| ENAT1 2022 B 8,90% | TNHG2VXQ3BG0 | NBF29 | | 21 % | | | | 98.000 | 0.00% | NC | 100.000 | 3 | 52 | 4,000 |
| ENAT1 2022 C 9,10% | TN5XXZZ454U2 | NCF32 | | 21 % | | | | 100.000 | 0.00% | NC | 100.000 | | | |
| ENAT1 2022A T+2,4% | TNLEGO8CKWX3 | NAV27 | | 21 % | | | | 100.000 | 0.00% | NC | 92.500 | 1 | 1,170 | 12,714 |
| ENAT1 2022B T+2,5% | TN00U20VQYS5 | NBV29 | | 21 % | | | | 100.000 | 0.00% | NC | 100.000 | | | |
| ENAT1 2022CT+2,65% | TNQHMI7RIBR5 | NCV32 | | 21 % | | | | 100.000 | 0.00% | NC | 100.000 | | | |
| ENAT1 HASSAN2022 A | TNCDR74CL701 | NHA27 | | 21 % | | | | 100.000 | 0.00% | NC | 100.000 | | | |
| ENAT1 HASSAN2022 B | TNBHB9XIP394 | NHB29 | | 21 % | | | | 100.000 | 0.00% | NC | 100.000 | | | |
| ENAT1 HASSAN2022 C | TNW1CN5IM5T4 | NHC32 | | 21 % | | | | 100.000 | 0.00% | NC | 100.000 | | | |
| ENAT2 2022 9,35% B | TNQVHB5WZ2K2 | NB2F9 | | 21 % | | | | 97.100 | 0.00% | NC | 101.750 | 1 | 100 | 8,250 |
| ENAT2 2022 9,60% C | TN9EO2MTU05 | NC2F2 | | 21 % | | | | 100.700 | 0.00% | NC | 100.700 | | | |
| ENAT2 2022T+2,40%C | TN11TIB0EPV4 | NC2V2 | | 21 % | | | | 100.000 | 0.00% | NC | 100.000 | | | |
| ENAT2 HASSAN2022 B | TNU9AUB15T16 | NH2B9 | | 21 % | | | | 100.000 | 0.00% | NC | 100.000 | | | |
| ENAT2 HASSAN2022 C | TN714WHHNWN4 | NH2C2 | | 21 % | | | | 100.000 | 0.00% | NC | 100.000 | | | |
| ENAT2 HASSAN22 APP | TNM46OWVRPO6 | NH2A7 | | 21 % | | | | 65.000 | 0.00% | NC | 65.000 | | | |
| ENAT2022 9,25%APP | TNJ1M1ZAWYG5 | NA2F7 | | 21 % | | | | 100.000 | 0.00% | NC | 99.000 | 5 | 23,591 | 251,561 |
| ENAT2022 T+2,2% B | TNFOOWIRG8H7 | NB2V9 | | 21 % | | | | 100.000 | 0.00% | NC | 100.000 | | | |
| ENT2 22 T+2,15%APP | TNQCK0BPZ5A4 | NA2V7 | | 21 % | | | | 100.000 | 0.00% | NC | 100.000 | 1 | 1,500 | 15,830 |
| ENAT3 2022 9,35% B | TNRGVSC8DE36 | NB3F9 | | 21 % | | | | 100.170 | 0.00% | NC | 100.170 | | | |
| ENAT3 2022 9,60% C | TN4A4WPDZOC1 | NC3F2 | | 21 % | | | | 100.000 | 0.00% | NC | 100.000 | | | |
| ENAT3 2022T+2,40%C | TNIZ090I5G66 | NC3V2 | | 21 % | | | | 100.000 | 0.00% | NC | 100.000 | | | |
| ENAT32022 9,25%APP | TNXNSU5ILBI2 | NA3F7 | | 21 % | | | | 98.000 | 0.00% | NC | 93.000 | 3 | 2,965 | 29,817 |
| ENAT32022 T+2,2% B | TN0JN6PVVH38 | NB3V9 | | 21 % | | | | 100.000 | 0.00% | NC | 100.000 | | | |
| ENT3 22 T+2,15%APP | TNWL0DSWXK1 | NA3V7 | | 21 % | | | | 99.000 | 0.00% | NC | 99.000 | | | |
| BTA 8,8% Sept 2032 | TNJJL4N1SD7B2 | B0932 | | 21 % | | | | 100.000 | 0.00% | NC | 100.000 | | | |
| ENAT4 2022 9,4% B | TNWRCVSYL730 | NB4F9 | | 21 % | | | | 100.000 | 0.00% | NC | 96.000 | 1 | 99 | 8,179 |
| ENAT4 2022 9,60% C | TNEFCT8MXYZ3 | NC4F2 | | 21 % | | | | 100.000 | 0.00% | NC | 100.000 | | | |
| ENAT4 2022T+2,25%C | TNVFSFLG1FH4 | NC4V2 | | 21 % | | | | 100.000 | 0.00% | NC | 100.000 | | | |
| ENAT4 HASSAN2022 C | TNQR5G236GA1 | NH4C2 | | 21 % | | | | 100.000 | 0.00% | NC | 100.000 | | | |
| ENAT42022 9,35%APP | TNOAYHSVTHY1 | NA4F7 | | 21 % | | | | 99.000 | 0.00% | NC | 99.000 | 3 | 6,201 | 63,723 |
| ENAT42022T+2,05% B | TN7PM93UZP50 | NB4V9 | | 21 % | | | | 100.000 | 0.00% | NC | 100.000 | | | |
| ENAT4HASSAN2022APP | TNA3G5IE2961 | NH4A7 | | 21 % | | | | 100.000 | 0.00% | NC | 100.000 | | | |
| ENT4 2022 T+2% APP | TN2MVOGUKOA5 | NA4V7 | | 21 % | | | | 100.750 | 0.00% | NC | 100.750 | | | |
| BTA 8% Janv 2029 | TNHUVZNLATV4 | B0129 | | 21 % | | | | 100.000 | 0.00% | NC | 100.000 | | | |
| ENAT1 2023 9,95% C | TNTKTEO5CIW5 | NCF33 | | 21 % | | | | 99.000 | 0.00% | NC | 99.000 | | | |
| ENAT1 2023 9,8% B | TNCGJF5TW027 | NBF30 | | 21 % | | | | 93.500 | 0.00% | NC | 93.500 | | | |
| ENAT1 2023T+1,95%C | TNHZAONAPWF9 | NCV33 | | 21 % | | | | 100.620 | 0.00% | NC | 100.620 | | | |
| ENAT1 HASSAN2023 B | TN36Q8OXFK87 | NHB30 | | 21 % | | | | 100.000 | 0.00% | NC | 100.000 | | | |
| ENAT12023 9,75%APP | TN6DQ00JBLT7 | NAF28 | | 21 % | | | | 100.000 | 0.00% | NC | 97.000 | 14 | 54,045 | 589,477 |
| ENAT12023T+1,75% B | TN3C6DVEWM76 | NBV30 | | 21 % | | | | 100.000 | 0.00% | NC | 100.000 | | | |

| | | | | | | | | | | | | | |
|---------------------|---------------|-------|------|----------|----------|----------|---------|-------|----|---------|------------|----------------|-------------------|
| ENAT1 HASSAN2023APP | TNJI /SUL94Z3 | NHA28 | 21 % | - | - | - | 100.000 | 0.00% | NC | 100.000 | - | - | - |
| ENT12023T+1,7% APP | TNBYTZTD1920 | NAV28 | 21 % | - | - | - | 100.000 | 0.00% | NC | 91.000 | 1 | 3,926 | 39,614 |
| ENAT2 2023 9,8% B | TNCR2TMAK1K8 | NB2F0 | 21 % | - | - | - | 99.000 | 0.00% | NC | 99.000 | - | - | - |
| ENAT2 2023 9,95% C | TNNZ2M9ZHIT3 | NC2F3 | 21 % | - | - | - | 97.000 | 0.00% | NC | 97.000 | - | - | - |
| ENAT2 2023T+1,95% C | TNDRFUSQRGB4 | NC2V3 | 21 % | - | - | - | 100.000 | 0.00% | NC | 100.000 | - | - | - |
| ENAT2 HASSAN23 APP | TNS70RLC1A97 | NH2A8 | 21 % | - | - | - | 63.000 | 0.00% | NC | 70.000 | 2 | 449 | 2,829 |
| ENAT22023 9,75% APP | TNNI3UPDY012 | NA2F8 | 21 % | - | - | - | 100.000 | 0.00% | NC | 99.010 | 57 | 27,347 | 293,993 |
| ENAT22023T+1,75% B | TNN50G7PX8W5 | NB2V0 | 21 % | - | - | - | 100.000 | 0.00% | NC | 100.000 | - | - | - |
| ENT22023T+1,7% APP | TNHOFRXHSG72 | NA2V8 | 21 % | - | - | - | 100.000 | 0.00% | NC | 97.000 | 5 | 15,007 | 161,196 |
| BTA 8,25% Juin2031 | TNN0SOORH1F1 | B0631 | 21 % | - | - | - | 98.780 | 0.00% | NC | 95.300 | 2 | 1,500 | 1,596,974 |
| BTA 9,4% aout 2033 | TNNUS2JABSF6 | B0833 | 21 % | - | - | - | 99.950 | 0.00% | NC | 100.010 | 1 | 800 | 831,328 |
| BTA 9,5% aout 2035 | TN19GXXADLD0 | B0835 | 21 % | - | - | - | 100.000 | 0.00% | NC | 100.000 | - | - | - |
| BTA 9% sept 2029 | TNLRQP00JY4 | B0929 | 21 % | - | - | - | 99.100 | 0.00% | NC | 98.700 | 2 | 430 | 438,126 |
| ENAT3 2023 9,8% B | TNVE955M6R90 | NB3F0 | 21 % | - | - | - | 100.000 | 0.00% | NC | 100.000 | - | - | - |
| ENAT3 2023 9,95% C | TNDSN3G1YQE9 | NC3F3 | 21 % | - | - | - | 100.000 | 0.00% | NC | 100.000 | - | - | - |
| ENAT3 2023T+1,95% C | TN0LAJZU8LX6 | NC3V3 | 21 % | - | - | - | 100.000 | 0.00% | NC | 100.000 | - | - | - |
| ENAT32023 9,75% APP | TNPECGNMPEV9 | NA3F8 | 21 % | - | - | - | 102.130 | 0.00% | NC | 100.000 | 2 | 2,900 | 30,976 |
| ENAT32023T+1,75% B | TNRS9CVT3SJ7 | NB3V0 | 21 % | - | - | - | 100.000 | 0.00% | NC | 100.000 | - | - | - |
| ENT32023T+1,7% APP | TNVI299YK4C1 | NA3V8 | 21 % | - | - | - | 97.500 | 0.00% | NC | 97.500 | - | - | - |
| ENAT4 2023 9,8% B | TNBII1MJCEF3 | NB4F0 | 21 % | - | - | - | 101.700 | 0.00% | NC | 100.000 | 1 | 70,000 | 7,192,299 |
| ENAT4 2023T+1,95% C | TN10K3C5R1G1 | NC4V3 | 21 % | - | - | - | 100.000 | 0.00% | NC | 100.000 | - | - | - |
| ENAT4 HASSAN2023 C | TNT8IJDMSJP7 | NH4C3 | 21 % | - | - | - | 100.000 | 0.00% | NC | 100.000 | - | - | - |
| ENAT4 HASSAN23 APP | TNNS9SUDVG55 | NH4A8 | 21 % | - | - | - | 100.000 | 0.00% | NC | 100.000 | - | - | - |
| ENAT42023 9,75% APP | TNGVARQJO7Y7 | NA4F8 | 21 % | - | - | - | 102.200 | 0.00% | NC | 96.000 | 5 | 2,126 | 21,806 |
| ENAT42023 9,95% C | TNBSXXEKBFR8 | NC4F3 | 21 % | - | - | - | 100.000 | 0.00% | NC | 100.000 | - | - | - |
| ENAT42023T+1,75% B | TNMCPXL1EE2 | NB4V0 | 21 % | - | - | - | 100.000 | 0.00% | NC | 100.000 | - | - | - |
| ENAT1 2024 9,8% B | TNUWXR58DVH5 | NBF31 | 21 % | - | - | - | 101.300 | 0.00% | NC | 101.300 | - | - | - |
| ENAT1 2024 9,95% C | TNRLFZ5FIX29 | NCF34 | 21 % | - | - | - | 100.000 | 0.00% | NC | 100.000 | - | - | - |
| ENAT1 2024T+1,95% C | TN85T11TY25 | NCV34 | 21 % | - | - | - | 100.000 | 0.00% | NC | 100.000 | - | - | - |
| ENAT12024 9,75% APP | TNLI8MDN3K59 | NAF29 | 21 % | - | - | - | 100.000 | 0.00% | NC | 100.000 | 22 | 12,840 | 128,578 |
| ENAT12024T+1,75% B | TN2781ZB9E10 | NBV31 | 21 % | - | - | - | 100.000 | 0.00% | NC | 100.000 | 2 | 20,000 | 2,039,323 |
| ENAT1HASSAN2024 B | TNV0IKZMIIV2 | NHB31 | 21 % | - | - | - | 100.000 | 0.00% | NC | 100.000 | - | - | - |
| ENAT1HASSAN2024APP | TNX8RLJOS6K2 | NHA29 | 21 % | - | - | - | 100.000 | 0.00% | NC | 100.000 | - | - | - |
| ENT12024T+1,7% APP | TNJ48E224391 | NAV29 | 21 % | - | - | - | 100.000 | 0.00% | NC | 100.000 | - | - | - |
| ENAT2 2024 9,8% B | TNXOK9990B08 | NB2F1 | 21 % | - | - | - | 101.300 | 0.00% | NC | 101.300 | - | - | - |
| ENAT2 2024 9,95% C | TN5WI26K4ER0 | NC2F4 | 21 % | - | - | - | 100.000 | 0.00% | NC | 100.000 | - | - | - |
| ENAT2 2024T+1,95% C | TN8KXPKVKVQU2 | NC2V4 | 21 % | - | - | - | 100.000 | 0.00% | NC | 100.000 | - | - | - |
| ENAT22024 9,75% APP | TNGB6J5LA0W7 | NA2F9 | 21 % | - | - | - | 100.000 | 0.00% | NC | 96.000 | 13 | 17,310 | 182,936 |
| ENAT22024T+1,75% B | TNC6WBFURIQ8 | NB2V1 | 21 % | - | - | - | 100.000 | 0.00% | NC | 100.000 | - | - | - |
| ENAT2HASSAN2024 B | TNSTVM3VL445 | NH2B1 | 21 % | - | - | - | 100.000 | 0.00% | NC | 100.000 | - | - | - |
| ENAT2HASSAN24APP | TNNC5BCJLRM3 | NH2A9 | 21 % | - | - | - | 100.000 | 0.00% | NC | 100.000 | - | - | - |
| ENT22024T+1,7% APP | TN2ZCQJFHW9 | NA2V9 | 21 % | - | - | - | 100.000 | 0.00% | NC | 100.000 | - | - | - |
| ENAT3 2024 9,8% B | TNFC8O7A98F4 | NB3F1 | 21 % | - | - | - | 101.540 | 0.00% | NC | 101.540 | - | - | - |
| ENAT3 2024 9,95% C | TNPDPODY2398 | NC3F4 | 21 % | - | - | - | 100.000 | 0.00% | NC | 100.000 | - | - | - |
| ENAT3 2024T+1,95% C | TNLBC9INKV10 | NC3V4 | 21 % | - | - | - | 100.000 | 0.00% | NC | 100.000 | - | - | - |
| ENAT3 HASSAN2024 B | TNINM1L131F4 | NH3B1 | 21 % | - | - | - | 100.000 | 0.00% | NC | 100.000 | - | - | - |
| ENAT32024 9,75% APP | TNBDWIX8EYF6 | NA3F9 | 21 % | - | - | - | 98.000 | 0.00% | NC | 94.500 | 2 | 2,600 | 26,241 |
| ENAT32024T+1,75% B | TNAO0T7V1X56 | NB3V1 | 21 % | - | - | - | 100.000 | 0.00% | NC | 100.000 | - | - | - |
| ENT32024T+1,7% APP | TNZ2FOAA1509 | NA3V9 | 21 % | - | - | - | 100.000 | 0.00% | NC | 100.000 | - | - | - |
| BTA 9,70% Oct 2027 | TN9EGII9CQ82 | B1027 | 21 % | - | - | - | 101.830 | 0.00% | NC | 100.000 | 2 | 100 | 105,178 |
| BTA 9,87% Oct 2031 | TNOODT102PF5 | B1031 | 21 % | - | - | - | 100.000 | 0.00% | NC | 100.000 | - | - | - |
| BTA 9,80% Oct 2028 | TN875F5T9RO3 | B1028 | 21 % | - | - | - | 100.000 | 0.00% | NC | 100.000 | - | - | - |
| ENAT4 2024 9,8% B | TN9092FJVKK8 | NB4F1 | 21 % | - | - | - | 101.400 | 0.00% | NC | 101.400 | - | - | - |
| ENAT4 2024 9,95% C | TNGCLJS7FYQ7 | NC4F4 | 21 % | - | - | - | 102.400 | 0.00% | NC | 102.400 | - | - | - |
| ENAT4 2024T+1,95% C | TNTPNCECEBC3 | NC4V4 | 21 % | - | - | - | 100.000 | 0.00% | NC | 100.000 | - | - | - |
| ENAT4 HASSAN2024 B | TNZQNUDKX2Y3 | NH4B1 | 21 % | - | - | - | 100.000 | 0.00% | NC | 100.000 | - | - | - |
| ENAT42024 9,75% APP | TN9CYAY77XT1 | NA4F9 | 21 % | - | - | - | 102.700 | 0.00% | NC | 95.000 | 6 | 64,400 | 676,561 |
| ENAT42024T+1,75% B | TN45VKDAPM79 | NB4V1 | 21 % | - | - | - | 100.000 | 0.00% | NC | 100.000 | - | - | - |
| ENT42024T+1,7% APP | TNSAWK5L94U9 | NA4V9 | 21 % | - | - | - | 100.000 | 0.00% | NC | 100.000 | - | - | - |
| BTA 9,89% Juin2033 | TN15BPOGW9F1 | B0633 | 21 % | - | - | - | 100.000 | 0.00% | NC | 100.000 | - | - | - |
| BTA 9,90% Dec 2034 | TNXJGTAROH4 | B1234 | 21 % | - | - | - | 100.000 | 0.00% | NC | 100.000 | - | - | - |
| BTA 9,87% Janv2032 | TNCYAUILJ413 | B0132 | 21 % | - | - | - | 104.460 | 0.00% | NC | 101.310 | 4 | 800 | 830,894 |
| BTA 9,83% mars2034 | TNV7HGOLTYL8 | B0334 | 21 % | - | - | - | 100.000 | 0.00% | NC | 100.000 | - | - | - |
| BTA 9,28% juin2028 | TNL8K8A9Q440 | B0628 | 21 % | - | - | - | 100.000 | 0.00% | NC | 100.000 | - | - | - |
| BTA 9,49% juin2034 | TNBF55WVBO32 | B0634 | 21 % | - | - | - | 100.000 | 0.00% | NC | 100.000 | - | - | - |
| BTA 9,37% juin2029 | TNNC6SZ1UFM6 | B0629 | 21 % | - | - | - | 100.270 | 0.00% | NC | 100.000 | 1 | 100 | 105,687 |
| BTA 9,45% juil2035 | TNEHPA8HGPD7 | B0735 | 21 % | - | - | - | 100.000 | 0.00% | NC | 100.000 | - | - | - |
| BTA 9,31% juin2030 | TNXS9NK4WGP1 | B0630 | 21 % | - | - | - | 101.760 | 0.00% | NC | 100.730 | 5 | 700 | 748,327 |
| BTA 9,28% mars2029 | TN5NNTY0MW72 | B0329 | 21 % | - | - | - | 100.000 | 0.00% | NC | 100.000 | - | - | - |
| BTA 9,40% Dec 2035 | TNQEVM1AZTU8 | B1235 | 21 % | - | - | - | 100.000 | 0.00% | NC | 100.000 | - | - | - |
| BTA 7,75% Mars2035 | TNRZET64V1L9 | B0335 | 21 % | - | - | - | 100.000 | 0.00% | NC | 100.000 | - | - | - |
| BTA 7,75% Mars2036 | TN673BVAIR04 | B0336 | 21 % | - | - | - | 100.000 | 0.00% | NC | 100.000 | - | - | - |
| BTA 7,75% Mars2038 | TNEF0249ZM68 | B0338 | 21 % | - | - | - | 92.160 | 0.00% | NC | 100.000 | 3 | 59,000 | 55,126,044 |
| BTA 7,50% Sept2034 | TN7AELB464P3 | B0934 | 21 % | - | - | - | 100.000 | 0.00% | NC | 100.000 | - | - | - |
| BTA 8,45% Sept2030 | TNGTIJFRR1B4 | B0930 | 21 % | - | - | - | 100.000 | 0.00% | NC | 100.000 | - | - | - |
| Total | | | | 0 | 0 | 0 | | | | | 242 | 648,339 | 91,322,061 |

Obligations privées

| Trading session of 05/22/2026 | | | | | | | | | | | Year 2026 | | | |
|---|--------------|----------|-------|------|--------|--------|-------------|---------------|--------------|-----------|-----------|---------|--------|-------------|
| Sector / Issuer / Security | ISIN code | Mnemonic | Group | Unit | Trades | Volume | Value (TND) | Closing Price | Daily change | Indicator | Open | Trades | Volume | Value (TND) |
| BANQUES | | | | | | | | | | | | | | |
| ABC TUNISIE | | | | | | | | | | | | | | |
| ABCB0627 11.5%P7-2 | TN0007780075 | AC20B | | 21 % | | | | | | | NC | 100.000 | | |
| AMEN BANK | | | | | | | | | | | | | | |
| AB0528 7.0%AP20 | TN0003400330 | ABS5B | | 21 % | | | | | | | NC | 100.000 | | |
| ABSC0228 9.4%AP7-2 | TN0003400678 | ABS3C | | 21 % | | | | | | | NC | 100.000 | | |
| AB SA0428T+2.7P7-2 | TN0003400686 | ABS1A | | 21 % | | | | | | | NC | 100.000 | | |
| AB SB0431T+2.8AP10 | TN0003400694 | ABS1B | | 21 % | | | | | | | NC | 100.000 | | |
| ABSA1028 10.05%AP5 | TNDE9EH7SA12 | AB3AF | | 21 % | | | | | | | NC | 100.000 | | |
| ABSA1028T+2.15%AP5 | TNL8PGUB9C93 | AB3AV | | 21 % | | | | | | | NC | 100.000 | | |
| ABSC1030 10.2%P7-2 | TN5PTKYMCD13 | AB3CF | | 21 % | | | | | | | NC | 100.000 | | |
| ABSC1030T+2.3%P7-2 | TNTMJ1DJ4SH4 | AB3CV | | 21 % | | | | | | | NC | 100.000 | | |
| ABSD1030 10.3% IF7 | TN0GGAF4RX47 | AB3DF | | 21 % | | | | | | | NC | 100.000 | | |
| ABSD1030 T+2.4%IF7 | TNR3ZRJWC984 | AB3DV | | 21 % | | | | | | | NC | 100.000 | | |
| ABSA1130T+1.65%AP5 | TNQK7QIECB53 | AB5SA | | 21 % | | | | | | | NC | 100.000 | 2 | 35 |
| ABSB1132T+1.75P7-2 | TNA327AYXX2 | AB5SB | | 21 % | | | | | | | NC | 100.000 | 1 | 30,000 |
| ARAB TUNISIAN BANK | | | | | | | | | | | | | | |
| ATB0527T+1.75%AP20 | TN0003600491 | ATB7C | | 21 % | | | | | | | NC | 100.000 | | |
| ATB0532T+2.0%AP25 | TN0003600509 | ATB7D | | 21 % | | | | | | | NC | 100.000 | | |
| ATB0529 5.9%P20-5 | TN0003600582 | ATB82 | | 21 % | | | | | | | NC | 100.000 | | |
| ATBSB0328T+2.1AP10 | TN0003600657 | ATBSB | | 21 % | | | | | | | NC | 100.000 | | |
| BANQUE DE TUNISIE ET DES EMIRATS | | | | | | | | | | | | | | |
| BTE0930 5.85%AP20 | TN0001300607 | BE10B | | 21 % | | | | | | | NC | 100.000 | | |
| BTE0232 6.25%P20 | TN0001300623 | BE11F | | 21 % | | | | | | | NC | 100.000 | | |
| BTEB0127 11.5%P7-2 | TN0001300680 | BE9BF | | 21 % | | | | | | | NC | 100.000 | | |
| BTEB0127T+3.25P7-2 | TN0001300698 | BE9BV | | 21 % | | | | | | | NC | 100.000 | | |
| BANQUE INTERNATIONALE ARABE DE TUNISIE | | | | | | | | | | | | | | |
| BSA0627 8.75% P5PP | TN0S9Z1I0G78 | B22AF | | 21 % | | | | | | | NC | 100.000 | | |
| BSA0627T+2.55%P5PP | TN2XZTDCR70 | B22AV | | 21 % | | | | | | | NC | 100.000 | | |
| BSB0627 8.75% P5 | TNBLRFH96SL4 | B22BF | | 21 % | | | | | | | NC | 100.130 | | |
| BSB0627T+2.55% P5 | TNUALDKV3BS3 | B22BV | | 21 % | | | | | | | NC | 100.000 | | |
| BSC0627 9.15% IF5 | TNODT4SXV9P9 | B22CF | | 21 % | | | | | | | NC | 98.440 | | |
| BSC0627T+2.95% IF5 | TN9MG9SI38K0 | B22CV | | 21 % | | | | | | | NC | 91.720 | 2 | 3,280 |
| BSD0629 9.20% P7-2 | TN8J8QFA4123 | B22DF | | 21 % | | | | | | | NC | 100.000 | | |
| BSD0629 T+3% P7-2 | TNG0JL1IIN67 | B22DV | | 21 % | | | | | | | NC | 100.000 | | |
| BSE0629 9.45% IF7 | TNPZ2BZUFO23 | B22EF | | 21 % | | | | | | | NC | 100.000 | | |
| BSE0629T+3.25% IF7 | TN4IAOG1Z7S3 | B22EV | | 21 % | | | | | | | NC | 100.000 | | |
| BSF0632 9.60%P10-5 | TNGQ611JKPR4 | B22FF | | 21 % | | | | | | | NC | 100.000 | | |
| BSF0632T+3.35P10-5 | TNDJUT047VF9 | B22FV | | 21 % | | | | | | | NC | 100.180 | | |
| BSG0632 9.70% IF10 | TNFSFT39R800 | B22GF | | 21 % | | | | | | | NC | 100.760 | | |
| BSG0632T+3.45%IF10 | TNHD4NKEWF69 | B22GV | | 21 % | | | | | | | NC | 100.000 | | |
| BANQUE TUNISO KOWEITIENNE | | | | | | | | | | | | | | |
| BTK0230 5.85%P20 | TN0004620142 | BTK9D | | 21 % | | | | | | | NC | 100.000 | | |
| BTK0130 T+2.5% AP5 | TN3Z8BRRN997 | BTK24 | | 21 % | | | | | | | NC | 100.000 | | |
| BH BANK | | | | | | | | | | | | | | |
| BH SC1028 9.1%P7-2 | TN0PIDORGAE6 | BS21C | | 21 % | | | | | | | NC | 99.970 | | |
| BHSA1026T+2.55P5-1 | TNSH8NXC1WC4 | BS21A | | 21 % | | | | | | | NC | 100.860 | 2 | 2,877 |
| BHSB1026T+2.7%INF5 | TNIHWO49ARG5 | BS21B | | 21 % | | | | | | | NC | 100.000 | | |
| BHSD1028T+2.9%P7-2 | TNA4HARL4UU5 | BS21D | | 21 % | | | | | | | NC | 100.000 | | |
| SOCIETE TUNISIENNE DE BANQUE | | | | | | | | | | | | | | |
| STB0528T+1.75%AP20 | TN0002601003 | STB8C | | 21 % | | | | | | | NC | 100.000 | | |
| STB0533 T+2.0%AP25 | TN0002601011 | STB8D | | 21 % | | | | | | | NC | 100.000 | | |
| STB SC1126 11%P7-2 | TN0002601169 | S91CF | | 21 % | | | | | | | NC | 100.150 | | |
| STBSC1126T+2.8P7-2 | TN0002601177 | S91CV | | 21 % | | | | | | | NC | 100.000 | | |
| STBSD1126 11.5%IF7 | TN0002601185 | SB91D | | 21 % | | | | | | | NC | 100.000 | | |
| STB SC0427 11%P7-2 | TN0002601219 | S20CF | | 21 % | | | | | | | NC | 100.150 | | |
| STBSA0127 8.7% AP5 | TNWQS0MZ65V8 | S21AF | | 21 % | | | | | | | NC | 99.520 | | |
| STBSA0127T+2.3%AP5 | TN8X3GZLYOR8 | S21AV | | 21 % | | | | | | | NC | 98.820 | | |
| STBSB0127 8.95%IF5 | TNTGLIP3KDL6 | S21BF | | 21 % | | | | | | | NC | 100.000 | | |
| STBSB0127T+2.55IF5 | TN4UMPL967X2 | S21BV | | 21 % | | | | | | | NC | 100.000 | | |
| STBSC0127 9.1% AP5 | TNFR5BNBPM9 | S21CF | | 21 % | | | | | | | NC | 100.000 | | |
| STBSC0127T+2.7%AP5 | TN2MYCP047G7 | S21CV | | 21 % | | | | | | | NC | 100.000 | | |
| STBSD0127 9.35%IF5 | TNL6Z2LXMEP5 | S21DF | | 21 % | | | | | | | NC | 100.000 | | |
| STBSE0127 8.7% AP5 | TNOR77XCOAH0 | S21EF | | 21 % | | | | | | | NC | 100.000 | | |
| UNION BANCAIRE POUR LE COMMERCE ET L INDUSTRIE | | | | | | | | | | | | | | |
| UBCIS1130 9.30%AP5 | TNTWU2KQRW54 | UB55A | | 21 % | | | | | | | NC | 100.000 | 2 | 600 |
| UBCIS1132 9.4%P7-2 | TN8S8S99B8S7 | UB55C | | 21 % | | | | | | | NC | 100.000 | | |
| UBCIS0131 9.10%AP5 | TN4X28FG1HN5 | UB52A | | 21 % | | | | | | | NC | 100.000 | | |
| UBCIS0133 9.2%P7-2 | TNATYLQMS1D3 | UB52C | | 21 % | | | | | | | NC | 100.000 | | |
| UNION INTERNATIONALE DE BANQUES | | | | | | | | | | | | | | |
| UIB0729 5.85%AP20 | TN0003900248 | UB91C | | 21 % | | | | | | | NC | 95.000 | | |
| UIB0831 6.3%P20 | TN0003900263 | U111B | | 21 % | | | | | | | NC | 91.600 | 4 | 8,943 |
| UIB0133 6.70% AP20 | TN0003900305 | UB21C | | 21 % | | | | | | | NC | 100.000 | | |
| UNION INTERNATIONALE DE BANQUES | | | | | | | | | | | | | | |

| WIFIKA INTERNASIONAL BANK | | | | | | | | | | | | |
|--|--------------|--------|------|----------|----------|----------|---------|-------|----|---------|-----------|--------------------------|
| WIB ID 0626 11%P7 | TN0007200207 | WB19D | 21 % | -- | -- | -- | 100.000 | 0.00% | NC | 100.000 | -- | -- |
| WIBIC0626 10.75%P7 | TN0007200199 | WB19C | 21 % | -- | -- | -- | 98.000 | 0.00% | NC | 98.000 | -- | -- |
| WC0133 10.25%P10-2 | TNMC9HTIB5A4 | WB22C | 21 % | -- | -- | -- | 100.000 | 0.00% | NC | 100.000 | -- | -- |
| WIB A 0128 9.25%P5 | TNR4CLXNS261 | WB22A | 21 % | -- | -- | -- | 100.000 | 0.00% | NC | 100.000 | -- | -- |
| WIBB0130 9.75%P7-2 | TN6K3B3UUB12 | WB22B | 21 % | -- | -- | -- | 100.000 | 0.00% | NC | 100.000 | -- | -- |
| SERVICES FINANCIERS | | | | | | | | | | | | |
| ARAB TUNISIAN LEASE | | | | | | | | | | | | |
| ATL A0127 9.6% AP5 | TNFUHZ3R7VR5 | AT21A | 21 % | -- | -- | -- | 100.900 | 0.00% | NC | 99.580 | 2 | 1,820 37,455 |
| ATL B0129 9.8%P7-2 | TN6KZZZEJ5N2 | AT21B | 21 % | -- | -- | -- | 100.000 | 0.00% | NC | 100.000 | -- | -- |
| ATLB1029 10.3%P7-2 | TNNW3558ZUL9 | AT22B | 21 % | -- | -- | -- | 100.000 | 0.00% | NC | 100.000 | -- | -- |
| ATL A 1027 10% AP5 | TN8DSPQCBC06 | AT22A | 21 % | -- | -- | -- | 100.000 | 0.00% | NC | 99.010 | 4 | 6,160 258,794 |
| ATLA0228 10.5% AP5 | TNMA55MMDD46 | AT23A | 21 % | -- | -- | -- | 100.000 | 0.00% | NC | 100.000 | -- | -- |
| ATLB0230 10.7%P7-2 | TNBW1945JEA5 | AT23B | 21 % | -- | -- | -- | 100.000 | 0.00% | NC | 100.000 | -- | -- |
| ATLA1028 10.7% AP5 | TN06F5NFW3K1 | A232A | 21 % | -- | -- | -- | 99.340 | 0.00% | NC | 99.340 | -- | -- |
| ATLB1030 10.9%P7-2 | TNWYE1PN6WF5 | A232B | 21 % | -- | -- | -- | 100.000 | 0.00% | NC | 100.000 | -- | -- |
| ATL0529 10.55% AP5 | TNIKWGWIWBC2 | AT241 | 21 % | -- | -- | -- | 101.800 | 0.00% | NC | 99.250 | 2 | 3,510 311,340 |
| ATL0130 10.35% AP5 | TNTUDMZLCA16 | AT242 | 21 % | -- | -- | -- | 102.290 | 0.00% | NC | 100.000 | 1 | 700 58,600 |
| ATL0830 9.65% AP5 | TNHOASGSR955 | AT251 | 21 % | -- | -- | -- | 102.320 | 0.00% | NC | 100.000 | 3 | 1,918 207,101 |
| ATL0331 9.15% AP5 | TN7XUIXDVQY8 | AT252 | 21 % | -- | -- | -- | 100.000 | 0.00% | NC | 100.000 | -- | -- |
| ATTIJARI LEASING | | | | | | | | | | | | |
| TJL A 0927 10% AP5 | TN4J4VCBM140 | JL22F | 21 % | -- | -- | -- | 100.000 | 0.00% | NC | 100.000 | -- | -- |
| TJLB927 T+2.75%AP5 | TNCTFVWUXV74 | JL22V | 21 % | -- | -- | -- | 100.000 | 0.00% | NC | 100.000 | -- | -- |
| TJL 1028 10.7% AP5 | TNMEZPU3I4U2 | JL23F | 21 % | -- | -- | -- | 100.000 | 0.00% | NC | 100.000 | -- | -- |
| TJL 0329 10.6% AP5 | TN06AI2ZF0D3 | JL24F | 21 % | -- | -- | -- | 99.610 | 0.00% | NC | 99.610 | 1 | 192 11,488 |
| TJL 0329T+2.5% AP5 | TN88JDDM1JY5 | JL24V | 21 % | -- | -- | -- | 100.000 | 0.00% | NC | 100.000 | -- | -- |
| BTK LEASING | | | | | | | | | | | | |
| BTKLS0930 9.4% AP5 | TN1T1YC5F1E6 | BTKLF | 21 % | -- | -- | -- | 100.000 | 0.00% | NC | 100.000 | -- | -- |
| BTKLS930T+2.25%AP5 | TNTFJ0AWNBP7 | BTKLV | 21 % | -- | -- | -- | 100.000 | 0.00% | NC | 100.000 | -- | -- |
| COMPAGNIE INTERNATIONALE DE LEASING | | | | | | | | | | | | |
| CIL0628 10.55% AP5 | TNY1F6BOX6F5 | CL23F | 21 % | -- | -- | -- | 101.330 | 0.00% | NC | 100.000 | 1 | 500 33,078 |
| DAAM TAMWEEL | | | | | | | | | | | | |
| DAAM1030 10.1% AP5 | TNTEPPETCXN3 | DAM25 | 21 % | -- | -- | -- | 100.000 | 0.00% | NC | 100.000 | -- | -- |
| ENDA TAMWEEL | | | | | | | | | | | | |
| ENDA A0729 10.8%P5 | TNCYRNRQ4UA6 | ENDAF | 21 % | -- | -- | -- | 99.250 | 0.00% | NC | 99.250 | -- | -- |
| ENDA A0729T+2.9%P5 | TN44RRP7AMA4 | ENDAV | 21 % | -- | -- | -- | 100.000 | 0.00% | NC | 100.000 | -- | -- |
| ENDA B0731 11%P7-2 | TNNEAGRSF0D0 | ENDBF | 21 % | -- | -- | -- | 100.000 | 0.00% | NC | 100.000 | -- | -- |
| ENDA A0630 10%P5 | TN632S5VO835 | NDAAF | 21 % | -- | -- | -- | 100.000 | 0.00% | NC | 100.000 | -- | -- |
| ENDA A0630T+2.5%P5 | TNJUB2R91MN4 | NDAAV | 21 % | -- | -- | -- | 100.000 | 0.00% | NC | 100.000 | -- | -- |
| ENDAB632 10.2%P7-2 | TNUPKQSV5F28 | NDAABF | 21 % | -- | -- | -- | 100.000 | 0.00% | NC | 100.000 | -- | -- |
| HANNIBAL LEASE | | | | | | | | | | | | |
| HLB0228 10.1%AP7-2 | TN0007310584 | H211B | 21 % | -- | -- | -- | 100.000 | 0.00% | NC | 100.000 | -- | -- |
| HL A0327 9.6% AP5 | TN77U54Q5NV3 | H22AF | 21 % | -- | -- | -- | 100.000 | 0.00% | NC | 100.000 | -- | -- |
| HL B0329 9.8%P7-2 | TNJQTACHIQQ5 | H22BF | 21 % | -- | -- | -- | 100.000 | 0.00% | NC | 100.000 | -- | -- |
| HLA0328 10.75% AP5 | TNL7VQZVHR54 | H231F | 21 % | -- | -- | -- | 100.000 | 0.00% | NC | 100.000 | -- | -- |
| HLB0328 T+2.6% AP5 | TNAGSVAWF5T2 | H231V | 21 % | -- | -- | -- | 100.000 | 0.00% | NC | 100.000 | -- | -- |
| HL A0429 10.7% AP5 | TNAQSF8ZD1W1 | H241F | 21 % | -- | -- | -- | 100.000 | 0.00% | NC | 100.000 | -- | -- |
| HL 0430 10.20% AP5 | TN1PFTZ4HEM1 | HL251 | 21 % | -- | -- | -- | 100.000 | 0.00% | NC | 100.000 | 1 | 30,000 2,404,024 |
| TAYSIR MICROFINANCE | | | | | | | | | | | | |
| TAY A1029 10.9%P5 | TNEDMOU67Y09 | TAYAF | 21 % | -- | -- | -- | 100.000 | 0.00% | NC | 100.000 | -- | -- |
| TAY A1029T+2.95%P5 | TNYQ67ISIXE1 | TAYAV | 21 % | -- | -- | -- | 100.000 | 0.00% | NC | 100.000 | -- | -- |
| TAYB1031 11.1%P7-2 | TNAX90TPIFM2 | TAYBF | 21 % | -- | -- | -- | 100.000 | 0.00% | NC | 100.000 | -- | -- |
| TAYB1031T+3.2%P7-2 | TNS5WSWT6FD4 | TAYBV | 21 % | -- | -- | -- | 100.000 | 0.00% | NC | 100.000 | -- | -- |
| TAYSIR 0431 9.4%P5 | TNDCN0PSCAD9 | TAY6F | 21 % | -- | -- | -- | 100.000 | 0.00% | NC | 100.000 | -- | -- |
| TAYSIR0431T+2.4%P5 | TNRVE5COXCO6 | TAY6V | 21 % | -- | -- | -- | 100.000 | 0.00% | NC | 100.000 | -- | -- |
| TUNISIE LEASING ET FACTORING | | | | | | | | | | | | |
| TL B0626 11.7%P7-2 | TN0002102127 | T91BF | 21 % | -- | -- | -- | 102.630 | 0.00% | NC | 102.630 | -- | -- |
| TLF SA1026 9.8%AP5 | TNZSBU7F6WY7 | T21SA | 21 % | -- | -- | -- | 100.880 | 0.00% | NC | 100.880 | -- | -- |
| TLF 0427 9.6% AP5 | TNYJL6N2AEP6 | TL22F | 21 % | -- | -- | -- | 100.440 | 0.00% | NC | 100.440 | -- | -- |
| TLF0427 T+2.75%AP5 | TNKU48FZVRH1 | TL22V | 21 % | -- | -- | -- | 100.000 | 0.00% | NC | 100.000 | -- | -- |
| TLF 1027 10% AP5 | TNXIY8MEDJE3 | T222F | 21 % | -- | -- | -- | 100.000 | 0.00% | NC | 100.000 | -- | -- |
| TLF1027 T+2.75%AP5 | TNR0O99VZUY8 | T222V | 21 % | -- | -- | -- | 100.000 | 0.00% | NC | 100.000 | -- | -- |
| TLF0428 10.55% AP5 | TN99P72UERY9 | TL231 | 21 % | -- | -- | -- | 100.000 | 0.00% | NC | 100.000 | -- | -- |
| TLF0129 10.70% AP5 | TNMCJHUZPRD0 | TL23F | 21 % | -- | -- | -- | 101.760 | 0.00% | NC | 99.130 | 3 | 3,910 244,742 |
| TLF0129T+2.5%AP5 | TNQYE48RCJT2 | TL23V | 21 % | -- | -- | -- | 100.000 | 0.00% | NC | 100.000 | -- | -- |
| TLF 0529T+2.5% AP5 | TNUSNP2H8PH1 | TL24V | 21 % | -- | -- | -- | 100.000 | 0.00% | NC | 100.000 | -- | -- |
| TLF0529 10.60% AP5 | TN4SCYEXIVY5 | TL24F | 21 % | -- | -- | -- | 102.510 | 0.00% | NC | 100.000 | 1 | 350 31,451 |
| TLF0929 10.50% AP5 | TNIPE0BZOLR6 | T242F | 21 % | -- | -- | -- | 100.000 | 0.00% | NC | 100.000 | -- | -- |
| TLF0929 T+2.5% AP5 | TNP89T6GPQD0 | T242V | 21 % | -- | -- | -- | 100.000 | 0.00% | NC | 100.000 | -- | -- |
| TLF 0530 10% AP5 | TNQ8KNUQO9D7 | TL251 | 21 % | -- | -- | -- | 100.000 | 0.00% | NC | 100.000 | 2 | 21,100 2,316,795 |
| TLFS1130 9.25% AP5 | TNMTWPZD31L4 | TL525 | 21 % | -- | -- | -- | 100.000 | 0.00% | NC | 100.000 | -- | -- |
| Total | | | | 0 | 0 | 0 | | | | | 34 | 115,895 9,751,403 |

Instruments – Over-the-Counter Market

Equities

| Trading session of 05/22/2026 | | | | | | | | | | | Year 2026 | | | | |
|-------------------------------|--------------|----------|-------|--------|----------|---------------|---------------|--------------|-----------|----|-----------|--------------|-----------|--------------|---------------|
| Company | ISIN code | Mnemonic | Group | Trades | Volume | Trading value | Closing Price | Daily change | Indicator | | Open | Annual yield | Trades | Volume | Value (TND) |
| SITEX | TN0004300307 | SITEX | | 13 | – | – | – | 3.250 | 0.00% | NC | 2.410 | 34.86% | 2 | 2 | 6 |
| STE TUN. DU SUCRE | TN0006170013 | STS | | 13 | – | – | – | 10.230 | -2.94% | B | 9.600 | 6.56% | 60 | 3,694 | 36,044 |
| Total | | | | | 0 | 0 | 0 | | | | | | 62 | 3,696 | 36,049 |

Lignes Secondaires

| Trading session of 05/22/2026 | | | | | | | | | | | Year 2026 | | | | |
|-------------------------------|-----------|----------|-------|--------|--------|---------------|---------------|--------------|-----------|--|---------------|--------|--------|-------------|--|
| Company | ISIN code | Mnemonic | Group | Trades | Volume | Trading value | Closing Price | Daily change | Indicator | | Dernier cours | Trades | Volume | Value (TND) | |
| No Data | | | | | | | | | | | | | | | |

Other

| Trading session of 05/22/2026 | | | | | | | | | | | Year 2026 | | | | |
|-------------------------------|-----------|----------|-------|--------|--------|---------------|---------------|--------------|-----------|--|-----------|--------------|--------|--------|-------------|
| Company | ISIN code | Mnemonic | Group | Trades | Volume | Trading value | Closing Price | Daily change | Indicator | | Open | Annual yield | Trades | Volume | Value (TND) |
| No Data | | | | | | | | | | | | | | | |