

May 21 2026

MO	TU	WE	TH	FR	SA	SU
				01	02	03
04	05	06	07	08	09	10
11	12	13	14	15	16	17
18	19	20	21	22	23	24
25	26	27	28	29	30	31

MARKET OVERVIEW 2026

Summary

Market Indicators & Activity

2

Main Market: Rankings

4

Main Market: by segment & by listing group

6

Main Market: by investors category

8

Bond Market

9

Over-the-counter Market

10

Year in Review

11

Instruments

21

Market Indicators & Activity

Trading session of 21/05/2026

Capitalization (MD) **43,621**

Daily Change : **-1.81%**

Annual Change : **25.83%**

Markets	Block Trades	Block Quantity	Block Value	Trades	Volume	Value(TND)
Main Market	0	0	0	3,693	1,005,221	12,950,937

Listed Companies	Gainers	Losers	Unchanged	Unlisted	Halted
75	14	48	5	6	2

Value in TND

Trading Session

24,691,845

Total

12,950,937

Shares trading value

5,540

Bonds trading value

0

Over-the-Counter (OTC)

11,735,368

Registrations

0

Declarations

TUNINDEX
16,962.81

Daily Change
-1.87%
Annual Change
26.12%

Year High
17,521.40
19/05/2026

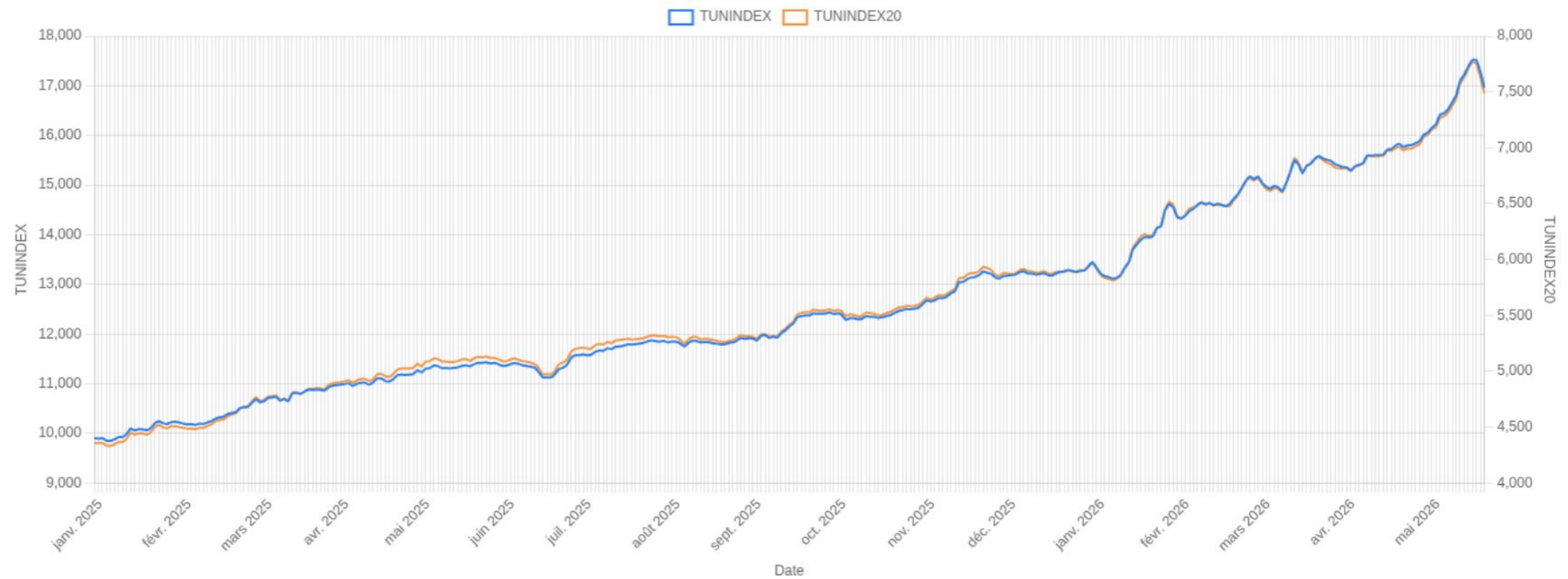
Year Low
13,119.98
08/01/2026

TUNINDEX20
7,488.74

Daily Change
-1.89%
Annual Change
25.33%

Year High
7,769.16
18/05/2026

Year Low
5,814.06
08/01/2026



Traded Volume

Trading Session

1,667,070
Total

1,005,221
Shares trading value

516
Bonds trading value

0
Over-the-Counter (OTC)

661,333
Registrations

0
Declarations

Sector Indices	Today's Index	Previous Close	Daily Change	Year-to-Date Change	Weight in TUNINDEX	Year High	Year Low
FINANCIALS INDEX	13,235.63	13,534.19	-2.21%	26.97%	63.41%	19/05/2026	10,105.95
BANKS INDEX	12,278.59	12,582.23	-2.41%	26.98%	55.55%	18/05/2026	9,352.37
INSURANCE INDEX	24,898.76	24,941.88	-0.17%	25.71%	4.38%	20/05/2026	18,967.75
FINANCIAL SERVICES INDEX	23,990.68	24,329.35	-1.39%	28.07%	3.48%	15/05/2026	18,552.98
CONSUMER SERVICES INDEX	6,790.02	6,938.25	-2.14%	36.23%	3.74%	20/05/2026	4,851.51
RETAIL INDEX	10,697.65	10,931.19	-2.14%	36.23%	3.74%	20/05/2026	7,643.54
CONSUMER GOODS INDEX	13,664.94	13,854.08	-1.37%	20.36%	20.76%	14/05/2026	11,231.70
FOOD & BEVERAGE INDEX	17,914.25	18,202.17	-1.58%	27.38%	16.79%	15/05/2026	13,932.63
PERSONAL & HOUSEHOLD GOODS INDEX	3,460.51	3,475.74	-0.44%	-2.40%	3.97%	15/01/2026	3,414.75
INDUSTRIALS INDEX	2,384.11	2,393.70	-0.40%	32.40%	7.88%	15/05/2026	1,741.88
CONSTRUCTION & MATERIALS INDEX	801.05	806.87	-0.72%	2.90%	2.76%	20/04/2026	739.65
BASIC MATERIALS INDEX	8,021.43	8,272.26	-3.03%	18.06%	1.94%	18/05/2026	6,561.86

Number of Transactions

Trading Session

3,703
Total

3,693
Shares trading value

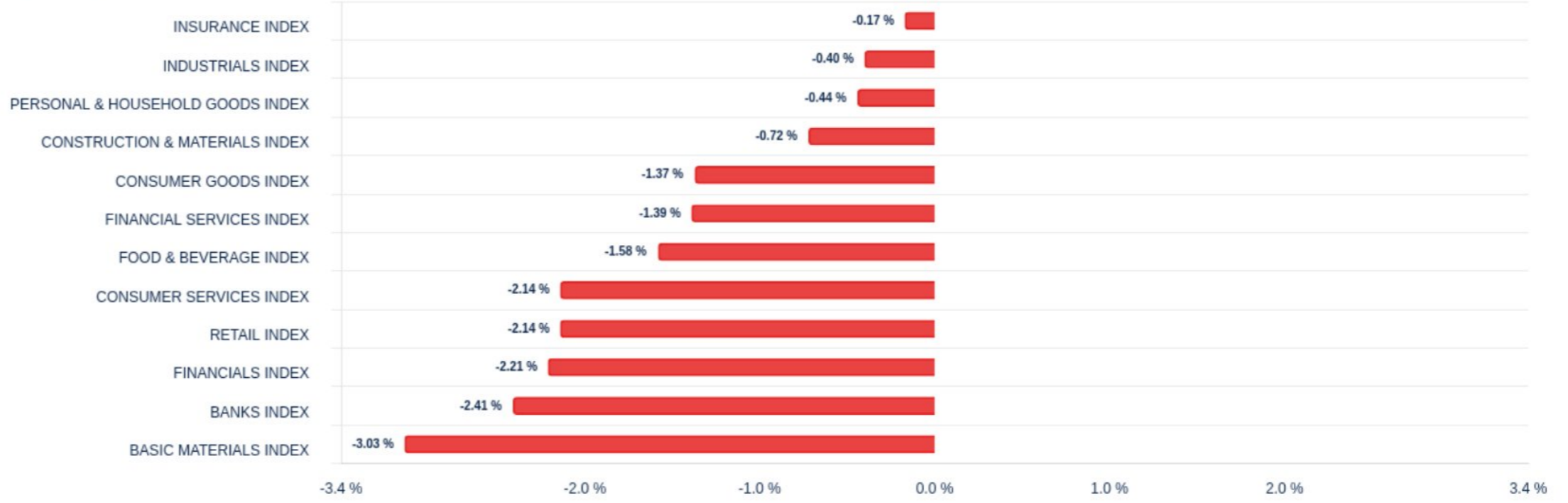
2
Bonds trading value

0
Over-the-Counter (OTC)

8
Registrations

0
Declarations

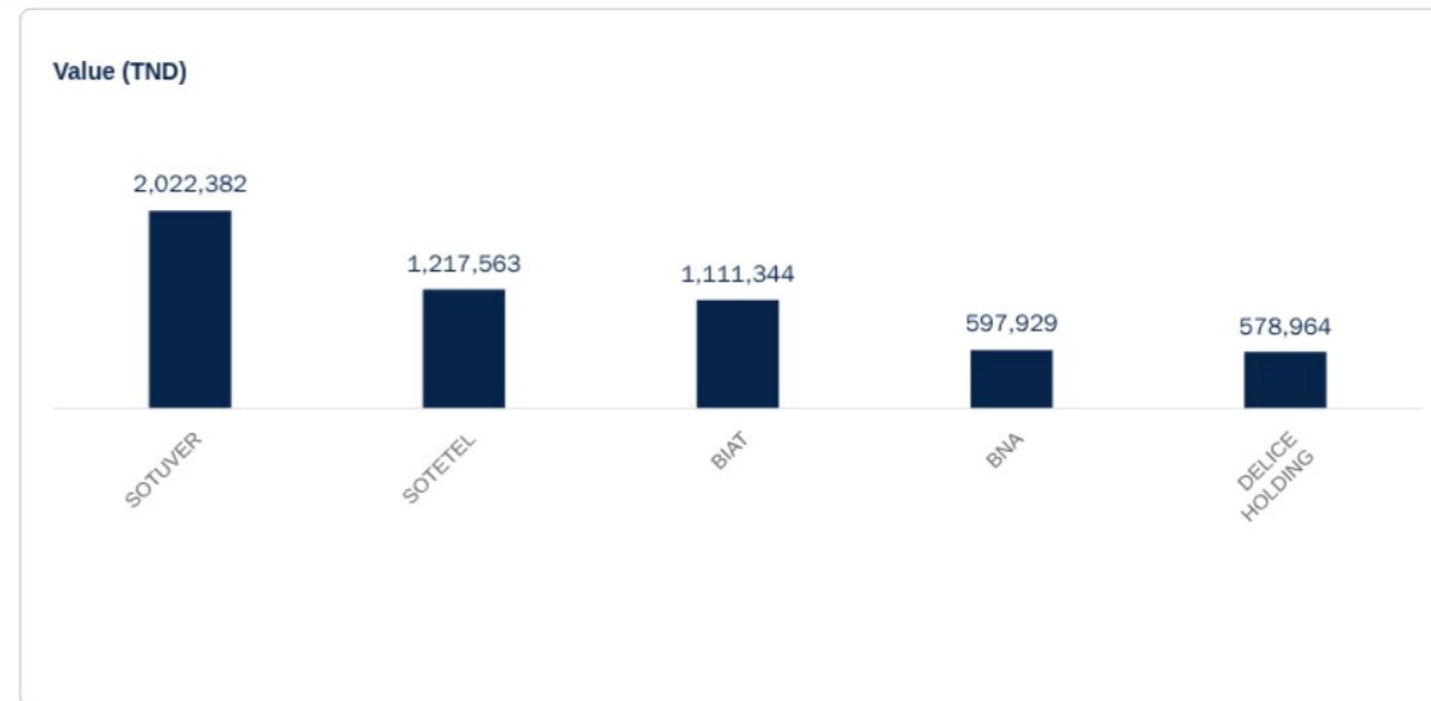
Daily Change of Sector Indices



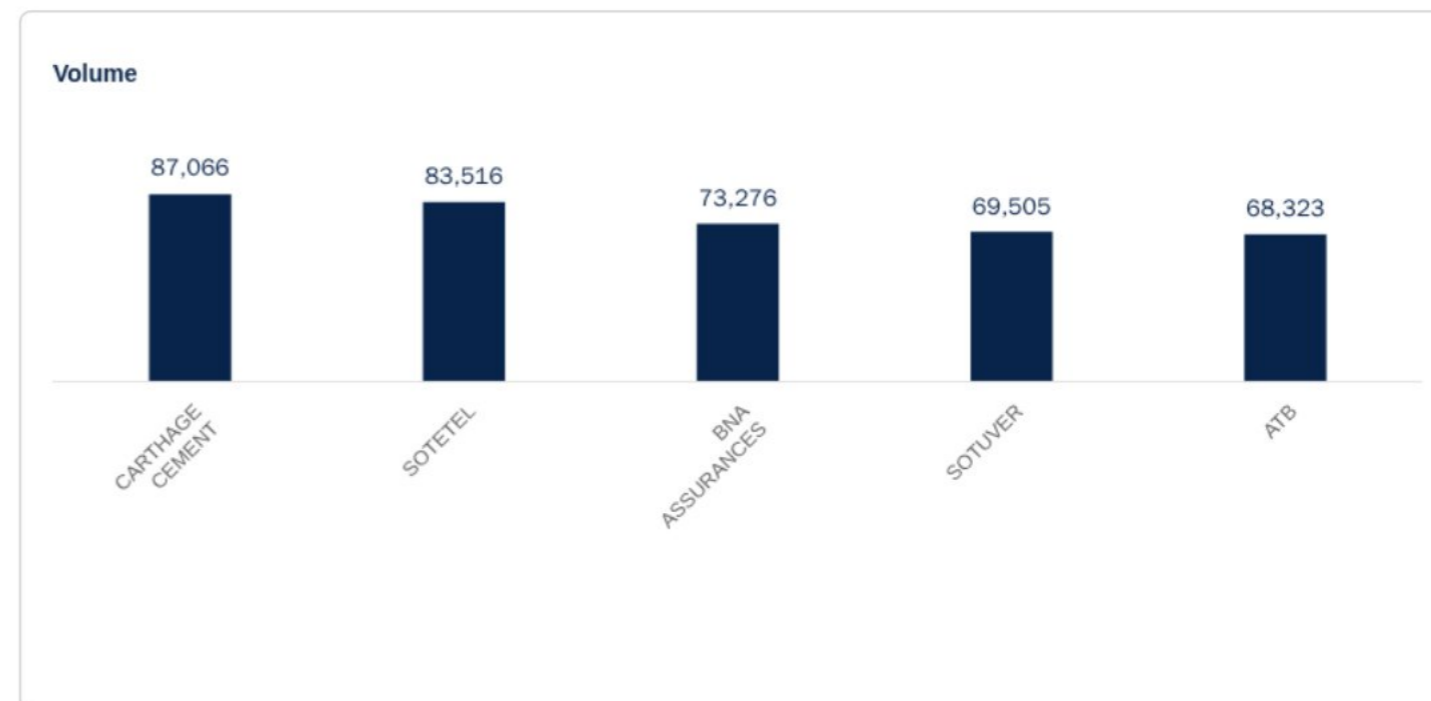
Main Market: Rankings

Most active securities

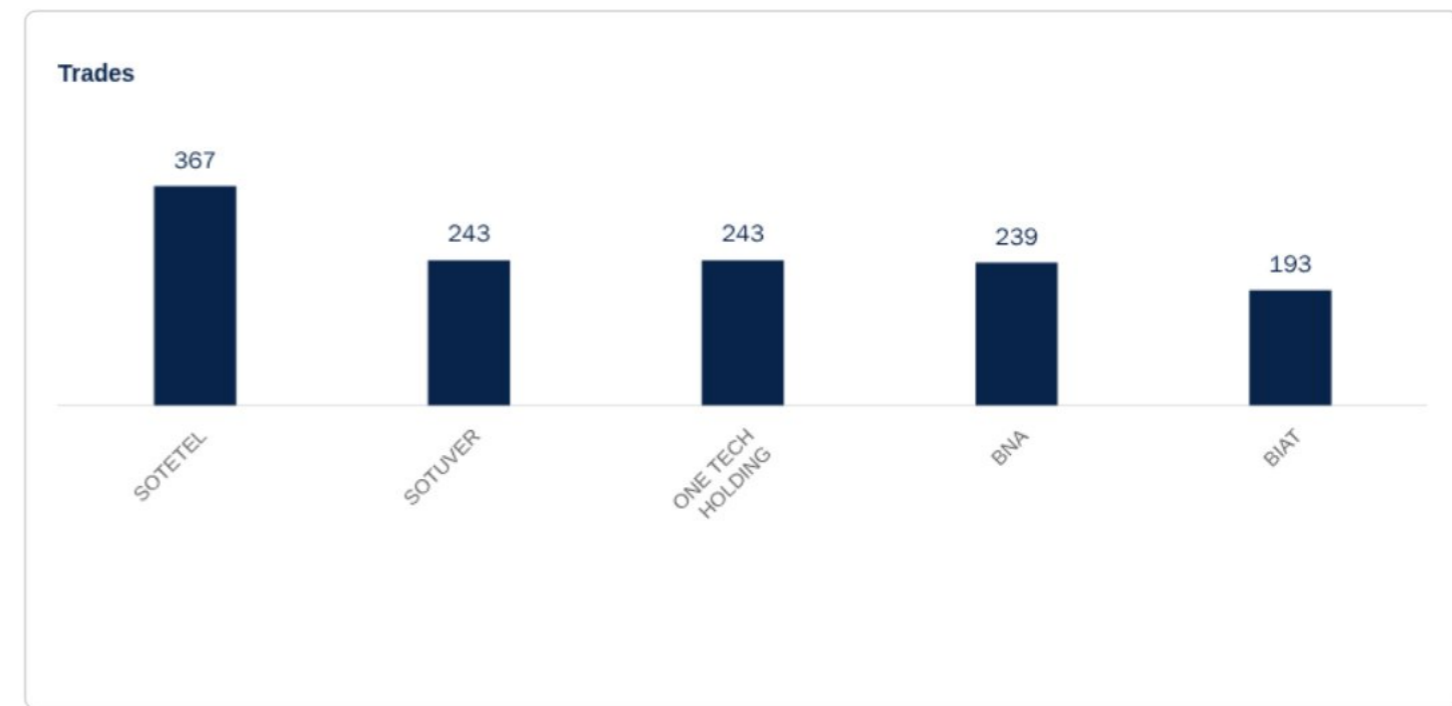
Company	Compartment	Group	Value (TND) ▼
SOTUVER	A	11	2,022,382
SOTETEL	B	11	1,217,563
BIAT	A	11	1,111,344
BNA	A	11	597,929
DELICE HOLDING	A	11	578,964



Company	Compartment	Group	Volume ▼
CARTHAGE CEMENT	A	11	87,066
SOTETEL	B	11	83,516
BNA ASSURANCES	A	11	73,276
SOTUVER	A	11	69,505
ATB	A	11	68,323



Company	Compartment	Group	Trades ▼
SOTETEL	B	11	367
SOTUVER	A	11	243
ONE TECH HOLDING	A	11	243
BNA	A	11	239
BIAT	A	11	193

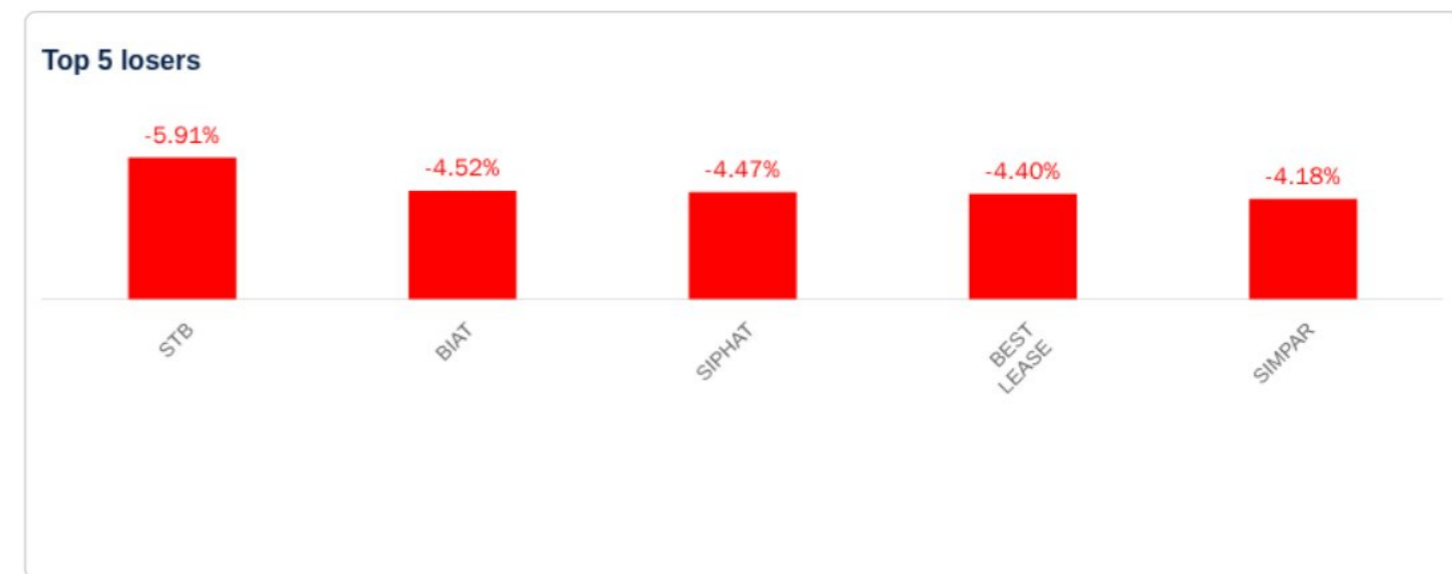


Significant differences

Company	Group	Closing Price	Daily change ▼
CIMENTS DE BIZERTE	12	0.700	4.48%
ASTREE	12	86.350	4.40%
SOMOCER	99	0.750	4.17%
ASSAD	99	2.930	3.90%
TUNINVEST-SICAR	12	41.000	3.69%



Company	Group	Closing Price	Daily change ▼
STB	11	6.210	-5.91%
BIAT	11	147.990	-4.52%
SIPHAT	99	4.490	-4.47%
BEST LEASE	12	2.390	-4.40%
SIMPAR	12	34.400	-4.18%

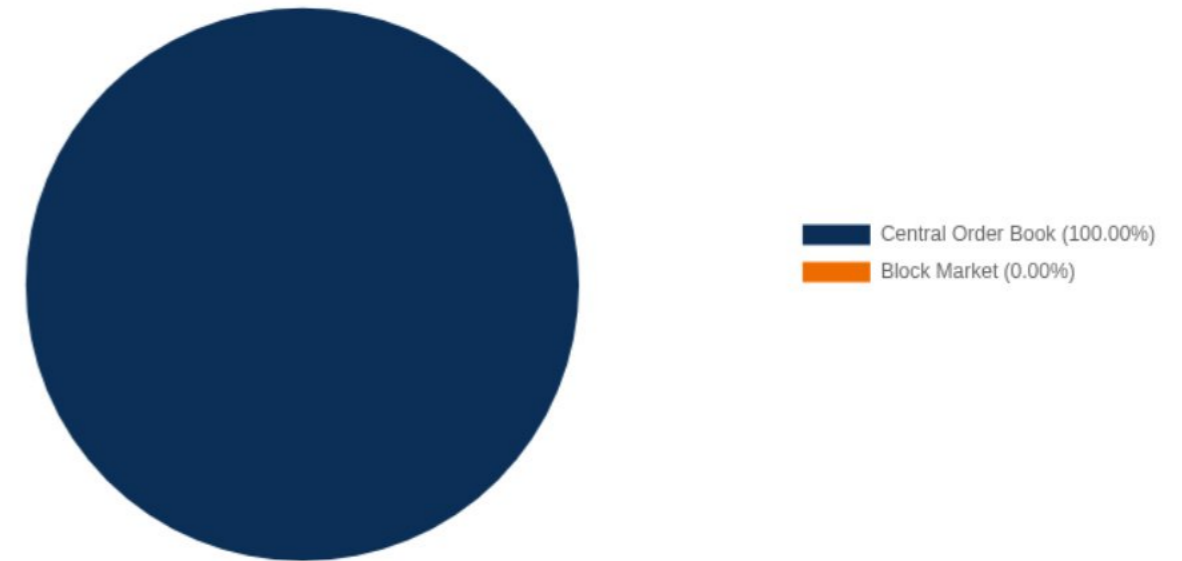


Main Market: by Segment & by Listing Group

Breakdown of trading value by Central order Book & Block market

Market	Trades	Volume	Value (TND)	Value in % ▼
Central Order Book	3,693	1,005,221	12,950,937	100.00%
Block Market	0	0	0	0.00%
Total	3,693	1,005,221	12,950,937	100.00%

Volume breakdown between Central Order Book and Block Market



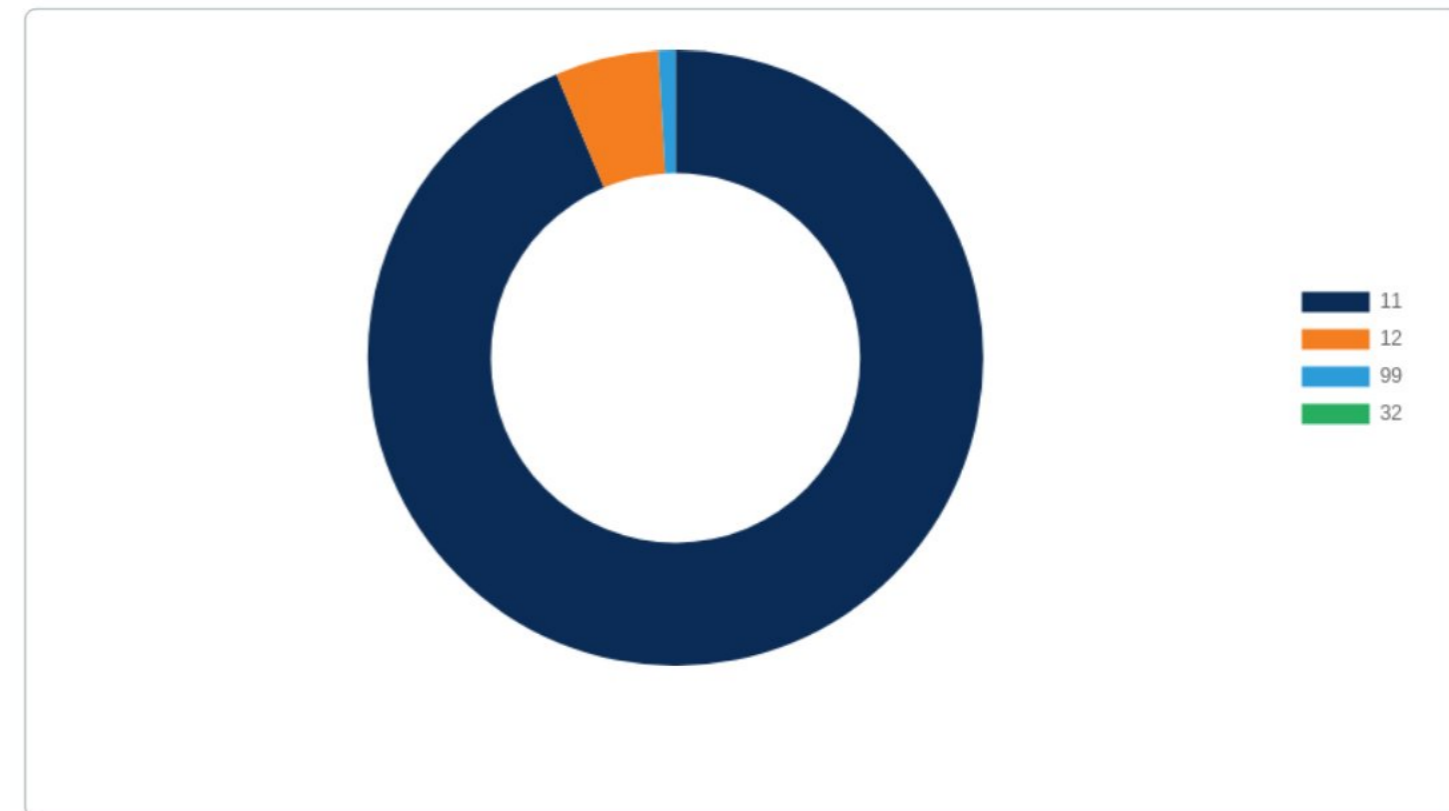
Breakdown of trading value by segment

Compartment	Trades	Volume	Value (TND)	Value in % ▼
A	2,436	668,780	9,730,415	75.13%
B	1,183	299,073	3,106,170	23.98%
S	74	37,368	114,352	0.88%
Total	3,693	1,005,221	12,950,937	100.00%



Breakdown of trading value by trading group

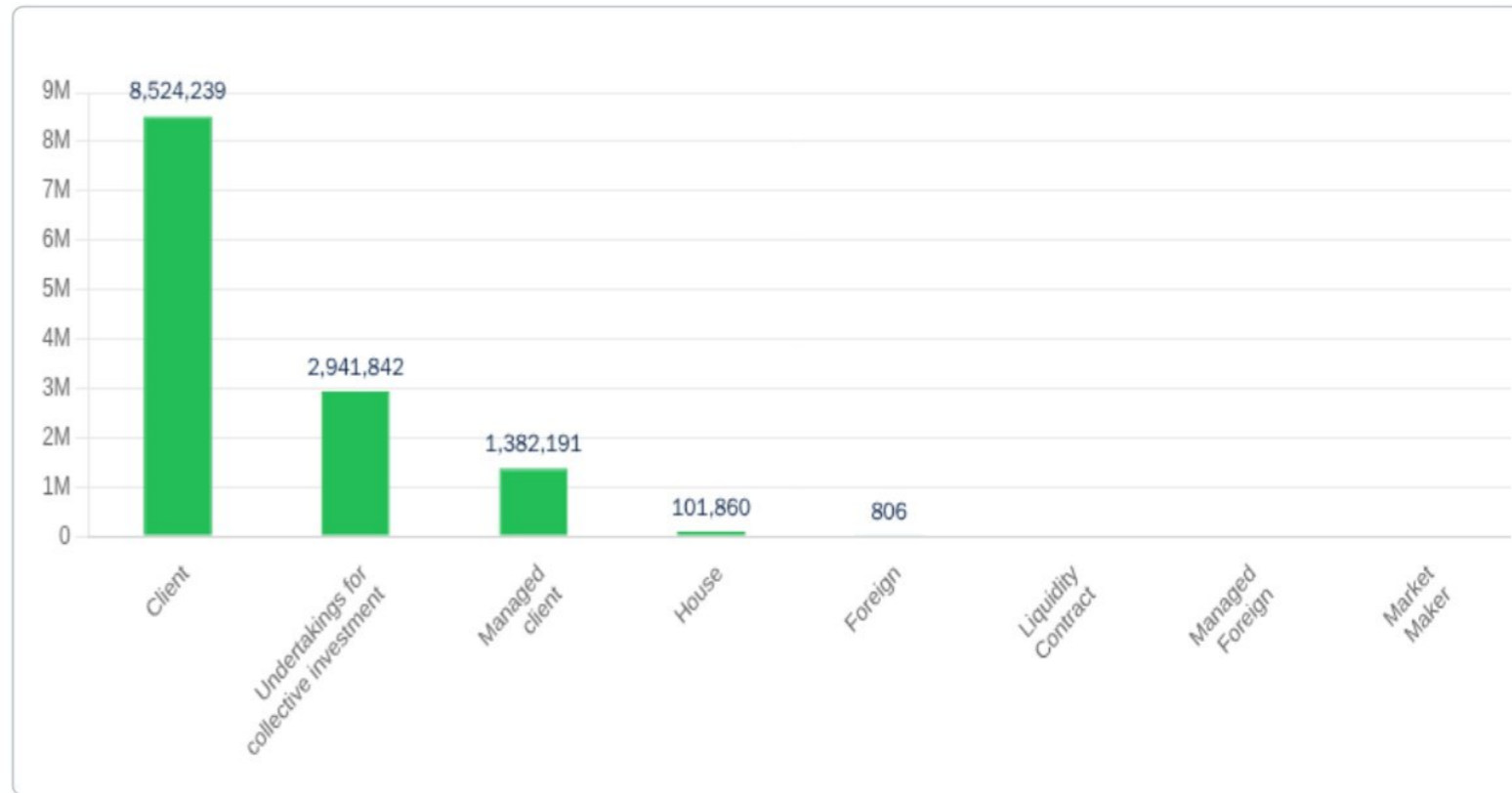
Listing Group	Trades	Volume	Value (TND)	Value in % ▼
11	3,455	904,917	12,131,604	93.67%
12	140	62,831	704,372	5.44%
99	74	37,368	114,352	0.88%
32	24	105	608	0.00%
Total	3,693	1,005,221	12,950,937	100.00%



Main Market: by Asset Category

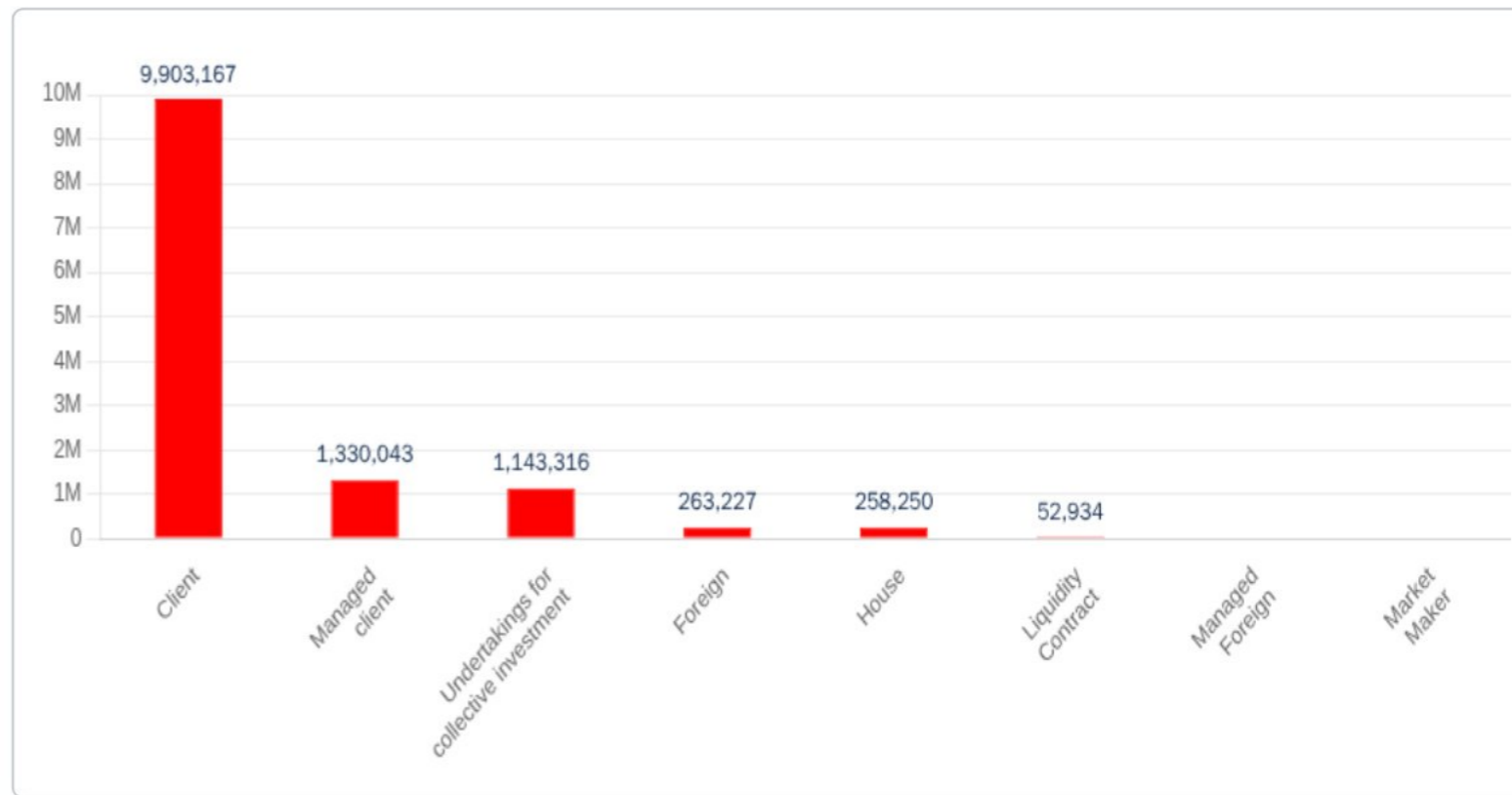
Buy

Buy	Trades	Volume	Value (TND)	Value in %
Client	2,957	656,968	8,524,239	65.82%
Undertakings for collective investment	509	252,705	2,941,842	22.72%
Managed client	200	87,871	1,382,191	10.67%
House	25	7,513	101,860	0.79%
Foreign	2	164	806	0.01%
Liquidity Contract	0	0	0	0.00%
Managed Foreign	0	0	0	0.00%
Market Maker	0	0	0	0.00%
Total	3,693	1,005,221	12,950,937	100,00%



Sell

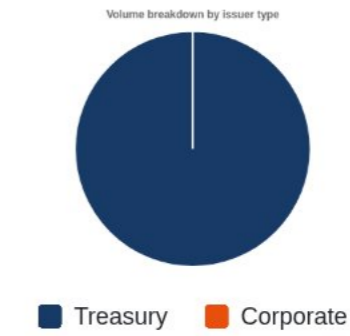
Sell	Trades	Volume	Value (TND)	Value in %
Client	2,856	776,222	9,903,167	76.47%
Managed client	522	120,142	1,330,043	10.27%
Undertakings for collective investment	172	54,425	1,143,316	8.83%
Foreign	35	15,027	263,227	2.03%
House	98	37,912	258,250	1.99%
Liquidity Contract	10	1,493	52,934	0.41%
Managed Foreign	0	0	0	0.00%
Market Maker	0	0	0	0.00%
Total	3,693	1,005,221	12,950,937	100,00%



Bond Market

Issuer type

Issuer Type	Trade	Volume	Value (TND) ▼	Value in %
Treasury	2	516	5,540	100.00%
Corporate	0	0	0	0.00%
Total	2	516	5,540	100,00%



Buy	Trades	Volume	Value (TND)	Value in %
Managed client	2	516	5,540	100.00%
Undertakings for collective investment	0	0	0	0.00%
Liquidity Contract	0	0	0	0.00%
House	0	0	0	0.00%
Managed Foreign	0	0	0	0.00%
Foreign	0	0	0	0.00%
Market Maker	0	0	0	0.00%
Client	0	0	0	0.00%
Total	2	516	5,540	100,00%

Sell	Trades	Volume	Value (TND)	Value in %
Client	2	516	5,540	100.00%
Undertakings for collective investment	0	0	0	0.00%
Liquidity Contract	0	0	0	0.00%
House	0	0	0	0.00%
Managed Foreign	0	0	0	0.00%
Foreign	0	0	0	0.00%
Market Maker	0	0	0	0.00%
Managed client	0	0	0	0.00%
Total	2	516	5,540	100,00%

Over-the-Counter Market

Electronic Trading

Trades	Volume	Value (TND)
0	0	0

Breakdown by order giver category

Buy	Trades	Volume	Value (TND)	Value in %
Total	0	0	0	

Sell	Trades	Volume	Value (TND)	Value in %
Total	0	0	0	

Board Quotation: Auctions

Trades	Volume	Value (TND)
0	0	0

Breakdown by order giver category

Buy	Trades	Volume	Value (TND)	Value in %
Total	0	0	0	

Sell	Trades	Volume	Value (TND)	Value in %
Total	0	0	0	

Year in Review

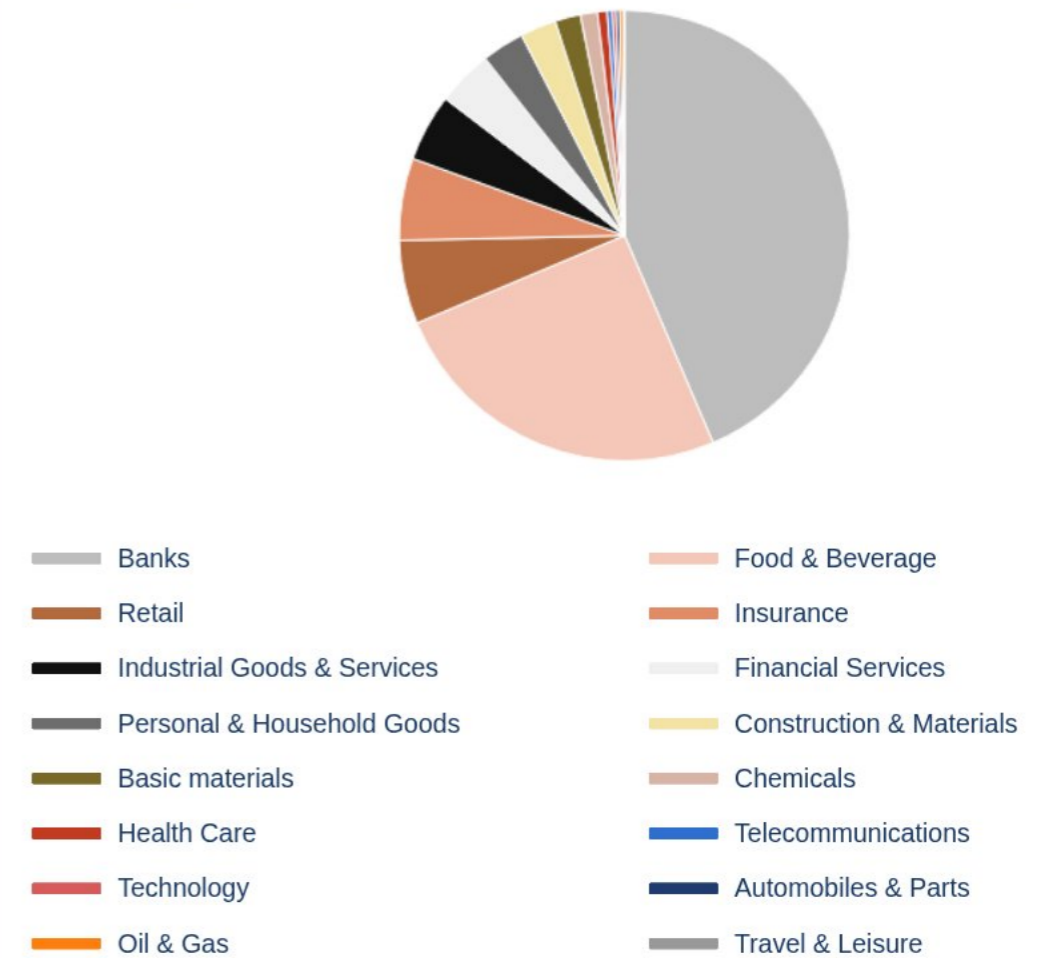
Markets ▲	Cumulative trades 2026 ↓	Cumulative trades 2025 ↓	Change ↓	Cumulative volume 2026 ↓	Cumulative volume 2025 ↓	Change ↓	Cumulative traded value 2026 en TND ↓	Cumulative traded value 2025 en TND ↓	Change ↓
shares trading value	308,571	201,402	53.21 %	132,462,309	81,041,697	63.45 %	1,649,868,859	696,703,913	136.81 %
Bonds trading value	306	307	-0.33 %	852,146	2,596,972	-67.19 %	194,099,176	212,096,438	-8.49 %
Over-the-Counter (OTC)	62	1,865	-96.68 %	3,696	1,484,758	-99.75 %	36,049	3,875,417	-99.07 %
Auctions	31	93	-66.67 %	16,958	184,527	-90.81 %	904,842	2,066,490	-56.21 %
Registrations	613	545	12.48 %	27,043,545	30,693,605	-11.89 %	646,668,654	777,104,635	-16.78 %
Declarations	6	2	200.00 %	78,004	769	10,043.56 %	9,366,387	339,010	2,662.86 %
Total	309,589	204,214	51.60 %	160,456,658	116,002,328	38.32 %	2,500,943,967	1,692,185,903	47.79 %

Market Capitalization

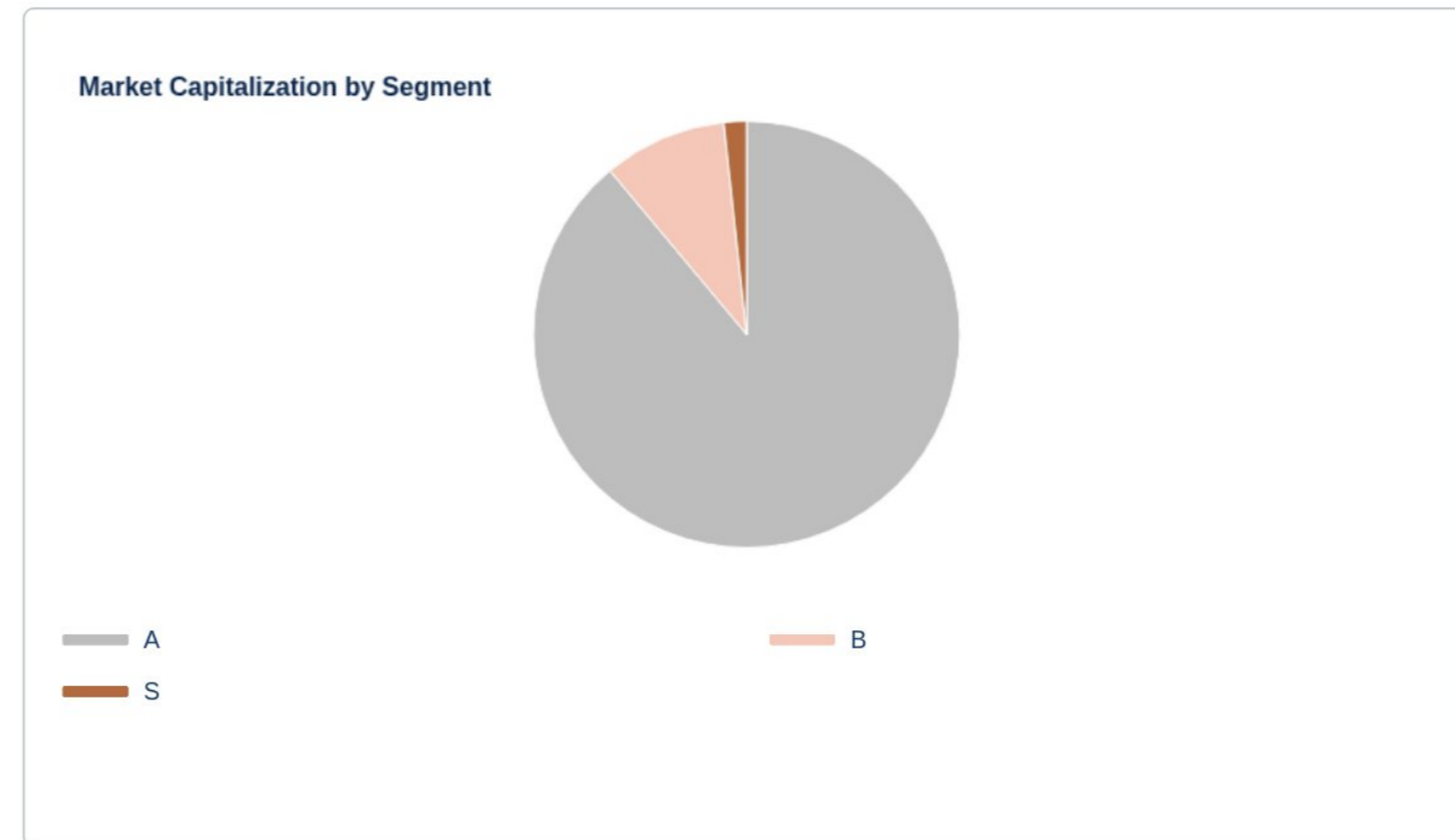
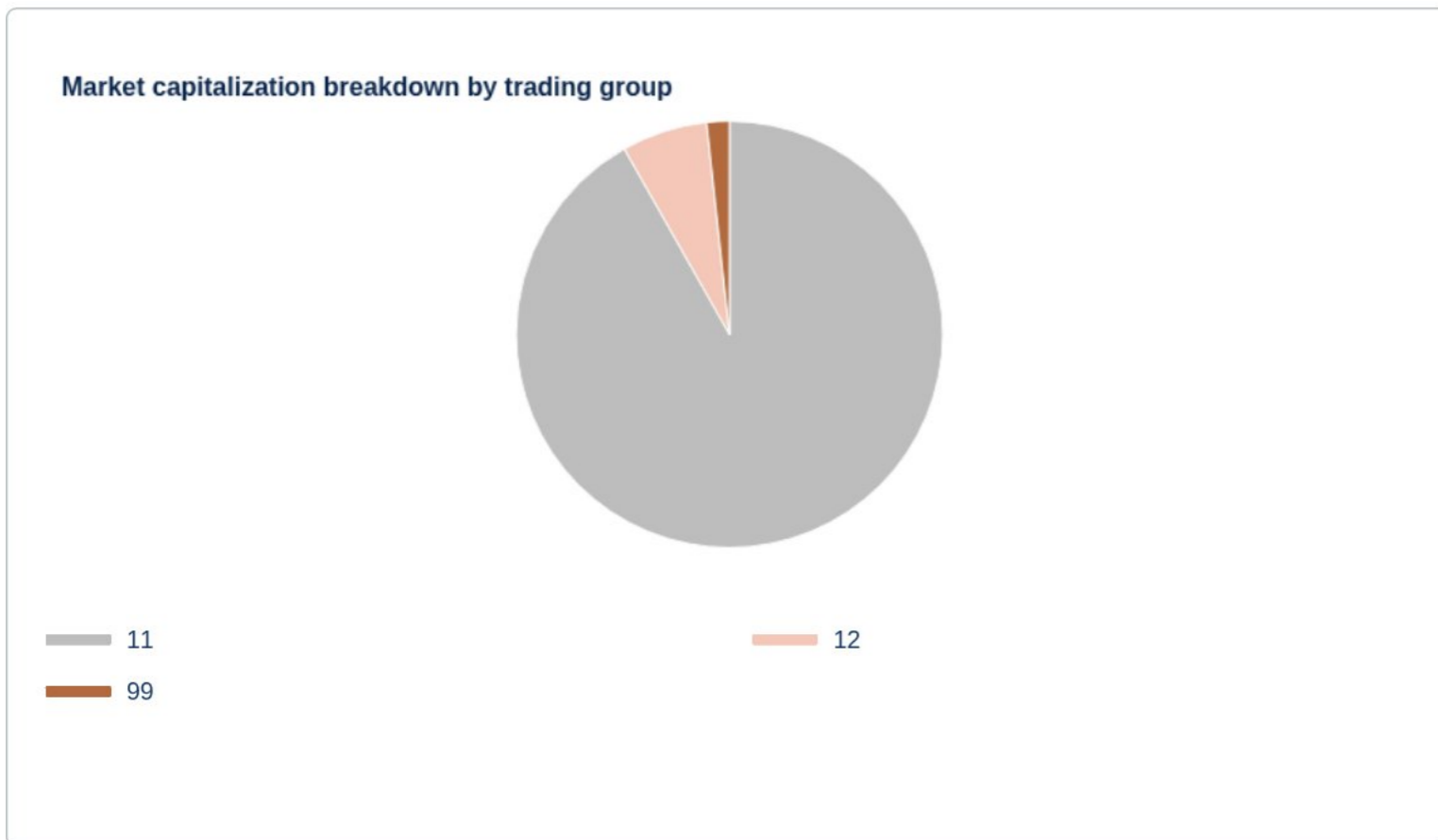
Market Capitalization (TND million)	43,621	Annual Change	25.83 %	Foreign Participation	17.98%	Free-float market capitalization in Tunindex (MD)	10,107	Market Cap 100%	Free-Float in Tunindex 23.17 %
-------------------------------------	--------	---------------	---------	-----------------------	--------	---	--------	-----------------	--------------------------------

Sector	Market cap. (MD) ▼	% Share	Annual change
Banks	19,004	43.57 %	-2.62 %
Food & Beverage	10,942	25.08 %	-1.40 %
Retail	2,620	6.01 %	-2.26 %
Insurance	2,574	5.90 %	0.18 %
Industrial Goods & Services	2,105	4.82 %	-0.18 %
Financial Services	1,751	4.01 %	-1.44 %
Personal & Household Goods	1,330	3.05 %	-0.42 %
Construction & Materials	1,127	2.58 %	-0.62 %
Basic materials	797	1.83 %	-3.59 %
Chemicals	531	1.22 %	-0.42 %
Health Care	305	0.70 %	0.10 %
Telecommunications	153	0.35 %	-0.32 %
Technology	120	0.28 %	-1.79 %
Automobiles & Parts	113	0.26 %	2.42 %
Oil & Gas	112	0.26 %	3.27 %
Travel & Leisure	36	0.08 %	3.03 %
Total	43,621	100.00 %	

Market Capitalization by Sector

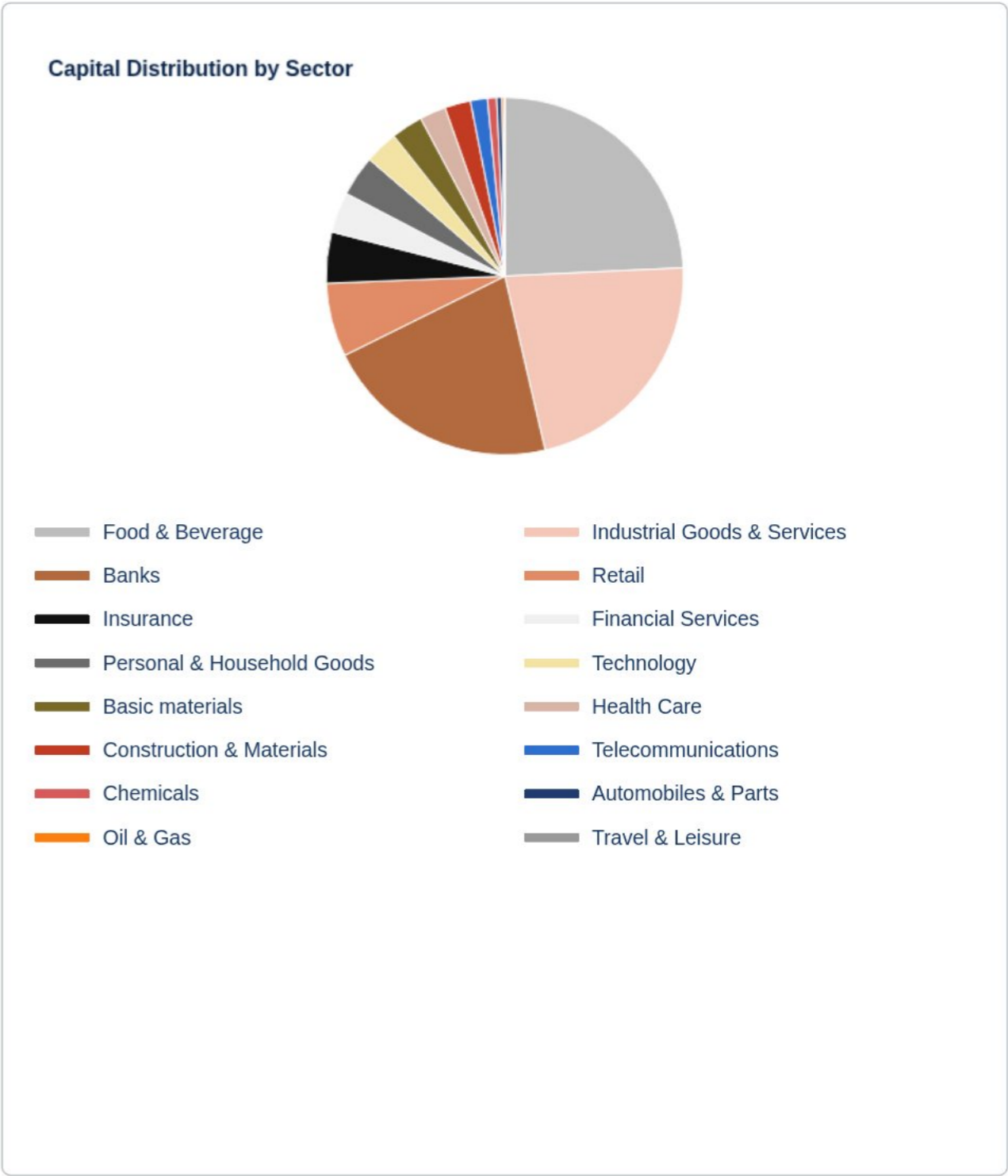


Company	Capitalization in MD	% Share
BIAT	6,038	13.84 %
POULINA GP HOLDING	4,910	11.26 %
SFBT	3,834	8.79 %
ATTIJARI BANK	3,490	8.00 %
AMEN BANK	2,479	5.68 %
Total	20,752	47.57 %



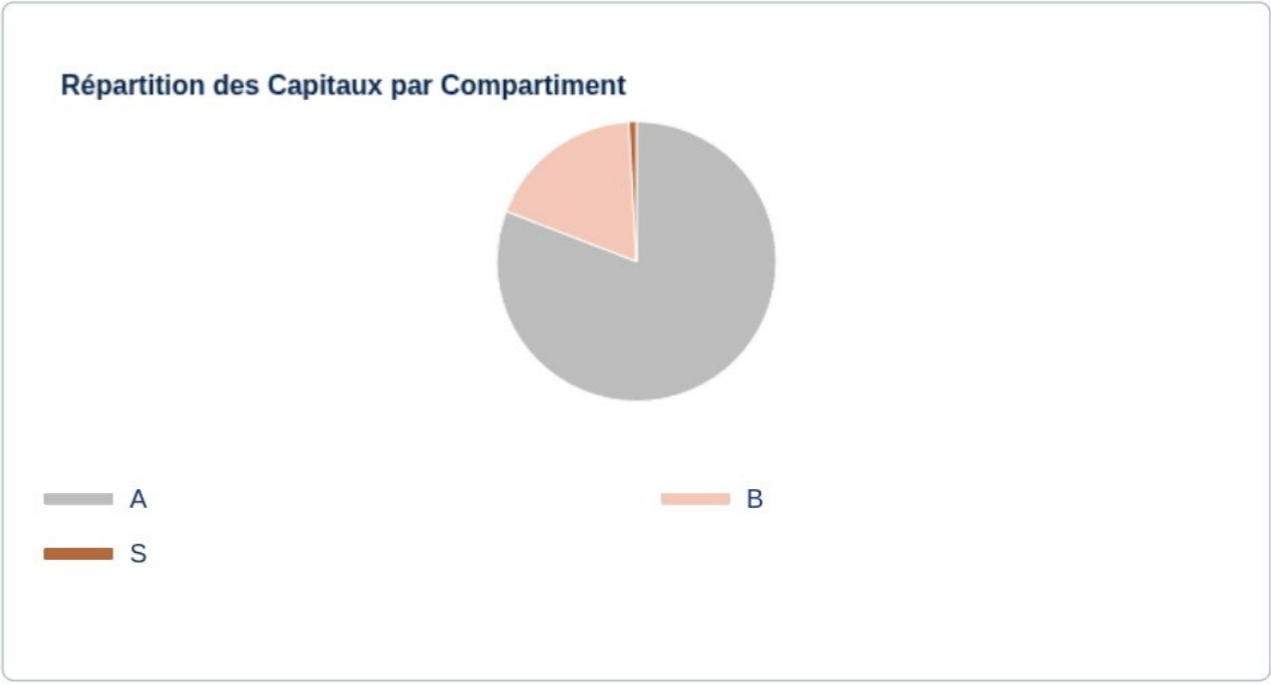
Trading Activity by Sector

Sector	Trades	Volume	Value (TND)	Value in %
Food & Beverage	37,775	19,017,598	400,308,339	24.26 %
Industrial Goods & Services	39,794	28,659,774	364,793,069	22.11 %
Banks	67,225	19,844,679	351,613,791	21.31 %
Retail	22,357	7,158,449	110,097,891	6.67 %
Insurance	18,169	5,394,197	76,302,160	4.62 %
Financial Services	15,637	3,168,847	60,597,184	3.67 %
Personal & Household Goods	27,229	7,094,451	60,433,074	3.66 %
Technology	9,758	5,138,649	49,987,003	3.03 %
Basic materials	15,009	4,050,715	47,100,052	2.85 %
Health Care	10,089	4,220,059	39,226,235	2.38 %
Construction & Materials	22,148	18,745,149	38,539,429	2.34 %
Telecommunications	11,622	6,136,153	25,248,111	1.53 %
Chemicals	5,482	158,000	13,744,325	0.83 %
Automobiles & Parts	3,726	2,411,929	7,611,633	0.46 %
Oil & Gas	1,599	155,370	3,887,491	0.24 %
Travel & Leisure	952	1,108,290	379,073	0.02 %
Total	308,571	132,462,309	1,649,868,859	100.00 %



By Market Compartment & Listing Group

Compartment	Trades	Volume	Value (TND)	Value in %
A	208,564	94,168,370	1,334,068,765	80.86 %
B	89,311	26,642,396	301,250,982	18.26 %
S	10,696	11,651,543	14,549,113	0.88 %
Total	308,571	132,462,309	1,649,868,859	100.00 %



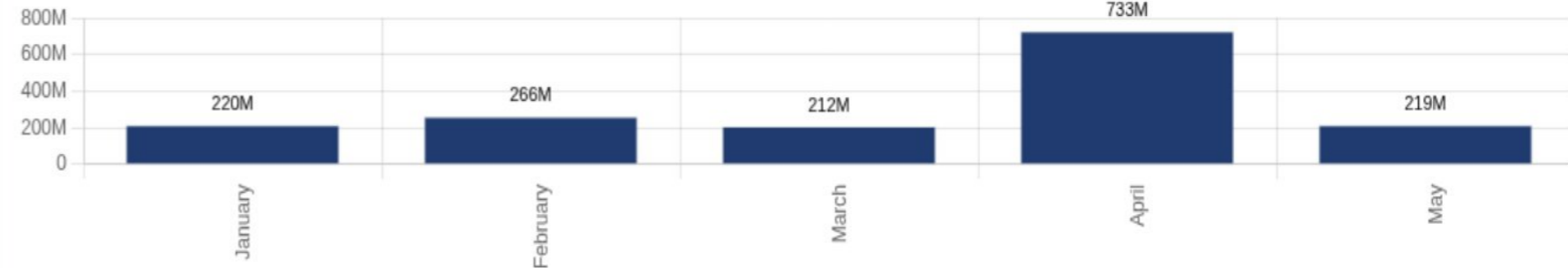
Listing Group	Trades	Volume	Value (TND)	Value in %
11	284,448	117,666,680	1,593,733,066	96.60 %
12	8,466	3,099,412	41,346,035	2.51 %
99	10,532	11,650,602	14,544,409	0.88 %
32	5,125	45,615	245,349	0.01 %
Total	308,571	132,462,309	1,649,868,859	100.00 %



Monthly Turnover Evolution

Month	Trades	Volume	Value (TND)	Value in %
January	65,451	22,655,830	219,882,904	13.33 %
February	51,872	19,595,841	265,912,216	16.12 %
March	56,293	19,512,185	211,685,738	12.83 %
April	77,262	52,275,816	732,895,993	44.42 %
May	57,693	18,422,637	219,492,009	13.30 %
Total	308,571	132,462,309	1,649,868,859	100.00 %

Capitaux traités sur la cote de la bourse



Buy

Month	Liquidity Contract	Foreign	Managed Foreign	Market Maker	Undertakings for collective investment	House	Managed client	Client	Total
January	357,291	5,865,195	86,909		39,720,950	2,089,700	27,643,306	144,119,552	219,882,904
February	119,160	2,790,003	12,834		41,701,853	4,939,271	18,888,468	197,460,626	265,912,216
March	508,428	5,686,372	14,758		48,346,467	13,322,224	22,258,374	121,549,116	211,685,738
April	747,296	212,216,464	31,006		54,963,513	1,416,571	30,458,808	433,062,335	732,895,993
May	19,914	639,606	35,145		37,314,377	13,248,150	25,477,653	142,757,163	219,492,009
Total	1,752,089	227,197,639	180,652		222,047,160	35,015,916	124,726,610	1,038,948,793	1,649,868,859

Sell

Month	Liquidity Contract	Foreign	Managed Foreign	Market Maker	Undertakings for collective investment	House	Managed client	Client	Total
January	437,318	641,174	22,682		35,671,117	532,921	26,363,928	156,213,763	219,882,904
February	2,253,002	319,932	2,994		28,168,288	2,921,846	24,090,553	208,155,601	265,912,216
March	1,513,763	1,167,049	9,788		24,063,879	14,036,657	20,061,777	150,832,827	211,685,738
April	1,415,331	2,448,274	65,193		39,438,845	2,691,747	24,449,249	662,387,353	732,895,993
May	810,601	2,822,306	42,698		27,195,420	10,811,193	18,215,461	159,594,331	219,492,009
Total	6,430,015	7,398,734	143,355		154,537,549	30,994,363	113,180,968	1,337,183,874	1,649,868,859

Marché de Bloc

Month	Foreign	House	T.Libre	Total
January			4,345,300	4,345,300
February			67,271,000	67,271,000
March		11,443,526		11,443,526
April	210,984,361		251,347,250	462,331,611
May		8,409,250	3,500,000	11,909,250
Total	210,984,361	19,852,776	326,463,550	557,300,687

Marché de Bloc

Month	Foreign	House	T.Libre	Total
January			4,345,300	4,345,300
February			67,271,000	67,271,000
March		11,443,526		11,443,526
April			462,331,611	462,331,611
May		8,409,250	3,500,000	11,909,250
Total		19,852,776	537,447,911	557,300,687

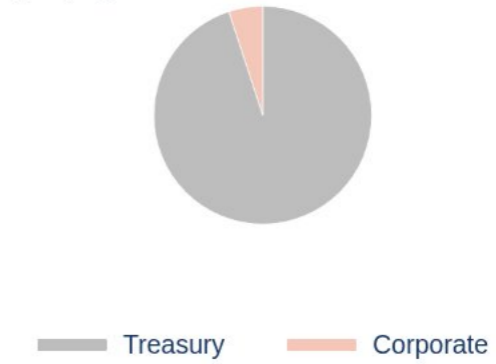
Bond Market: Annual Activity

Trades	Volume	Value (TND)
306	852,146	194,099,176

Issuer type

Issuer Type	Trades	Volume	Value (TND)	Value in %
Treasury	271	736,001	184,342,302	94.97 %
Corporate	35	116,145	9,756,873	5.03 %
Total	306	852,146	194,099,176	100.00 %

Répartition des Capitaux par Type d'Émetteur



Buy				
category	Trades	Volume	Value (TND)	Value in %
Undertakings for collective investment	188	671,175	96,684,176	49.81 %
House	28	86,744	92,058,054	47.43 %
Client	28	74,639	4,917,015	2.53 %
Managed client	62	19,588	439,931	0.23 %
Liquidity Contract	0	0	0	0.00 %
Managed Foreign	0	0	0	0.00 %
Foreign	0	0	0	0.00 %
Market Maker	0	0	0	0.00 %
Total	306	852,146	194,099,176	100.00 %

Sell				
category	Trades	Volume	Value (TND)	Value in %
Undertakings for collective investment	83	324,396	121,060,251	62.37 %
House	6	130,500	63,915,316	32.93 %
Client	128	139,997	5,652,754	2.91 %
Managed client	89	257,253	3,470,854	1.79 %
Liquidity Contract	0	0	0	0.00 %
Managed Foreign	0	0	0	0.00 %
Foreign	0	0	0	0.00 %
Market Maker	0	0	0	0.00 %
Total	306	852,146	194,099,176	100.00 %

Electronic Trading

Trades	Volume	Value (TND)
62	3,696	36,049

Breakdown by order giver category

Buy	Trades	Volume	Value (TND)	Value in %
Client	62	3,696	36,049	100.00 %
Total	62	3,696	36,049	100.00 %

Sell	Trades	Volume	Value (TND)	Value in %
Client	60	3,496	34,049	94.45 %
Managed client	2	200	2,000	5.55 %
Total	62	3,696	36,049	100.00 %

Board Quotation: Auctions

Trades	Volume	Value (TND)
31	16,958	904,842

Breakdown by order giver category

Buy	Trades	Volume	Value (TND)	Value in %
Client	31	16,958	904,842	100.00 %
Total	31	16,958	904,842	100.00 %

Sell	Trades	Volume	Value (TND)	Value in %
Client	31	16,958	904,842	100.00 %
Total	31	16,958	904,842	100.00 %

Instruments – Equities

Main Market

		Sector / Value																	ISIN Code										
Sector / Value	ISIN Code	Mnemonic	Comp	Group	Trading Method	Listed Securities	Cap in MD	Market Cap %	Block Trades	Block Quantity	Value (TND)	Trades	Volume	Value (TND)	Closing Price	Daily Change	Indicator	Previous VWAP	VWAP	VWAP Change	Open	Annual Return	Block Trades	Block Quantity	Block Trades Value (TND)	Trades	Volume	Value (TND)	
Automobiles & Parts						28,207,823	113.45	0.26%					39	19,851	58,163														
ASSAD	TN0007140015	ASSAD	S	99	Fixing	24,000,000	70.32	0.16%					39	19,851	58,163	2.930	3.90%		2.820	2.930	3.90%	3.180	-7.86%				3,717	2,411,887	7,611,619
STIP	TN0005030010	STIP	S	99	Fixing	4,207,823	43.13	0.10%								10.250	0.00%	NC	10.250	0.000		3.530	190.37%				128	21,443	181,501
Banks						846,256,529	19,004.01	43.57%					1,025	259,413	4,402,424														
AMEN BANK	TN0003400058	AB	A	11	Continu	34,920,000	2,478.97	5.68%					128	8,013	570,834	70.990	-2.22%		72.702	71.238	-2.01%	50.000	41.98%				14,600	1,608,655	93,399,685
ATB	TN0003600350	ATB	A	11	Continu	100,000,000	427.00	0.98%					73	68,323	285,783	4.270	-0.70%		4.375	4.183	-4.39%	3.790	12.67%				2,722	1,928,095	7,302,070
ATTIJARI BANK	TN0001600154	TJARI	A	11	Continu	50,000,000	3,490.00	8.00%					52	6,776	475,097	69.800	-1.01%		70.951	70.115	-1.18%	66.890	10.63%				5,406	590,093	41,326,182
BH BANK	TN0001900604	BH	A	11	Continu	47,600,000	566.44	1.30%					27	3,500	41,051	11.900	-1.24%		12.271	11.729	-4.42%	10.300	15.53%				888	169,745	1,768,945
BIAT	TN0001800457	BIAT	A	11	Continu	40,800,000	6,037.99	13.84%					193	7,407	1,111,344	147.990	-4.52%		156.107	150.040	-3.89%	111.000	38.73%				6,483	342,001	46,954,258
BNA	TN0003100609	BNA	A	11	Continu	64,000,000	1,087.36	2.49%					239	35,063	597,929	16.990	-1.22%		17.310	17.053	-1.48%	12.070	40.76%				14,832	5,125,647	74,781,180
BT	TN0002200053	BT	A	11	Continu	270,000,000	1,914.30	4.39%					95	53,419	375,980	7.090	-0.70%		7.132	7.038	-1.31%	6.400	16.25%				10,194	6,006,780	41,280,207
BTE (ADP)	TN0001300557	BTE	B	12	Fixing	1,000,000	6.18	0.01%					20	3,483	21,561	6.180	-2.66%		6.600	6.190	-6.21%	3.500	76.57%				806	136,426	739,938
STB	TN0002600955	STB	A	11	Continu	155,375,000	964.88	2.21%					176	58,539	366,896	6.210	-5.91%	B	6.844	6.268	-8.42%	4.090	51.83%				7,111	2,769,373	12,413,021
UBCI	TN0002400505	UBCI	A	12	Fixing	20,001,529	756.06	1.73%					15	13,700	518,160	37.800	-2.58%		38.800	37.822	-2.52%	33.800	15.68%				511	137,395	4,960,116
UIB	TN0003900107	UIB	A	11	Continu	32,560,000	1,020.43	2.34%					6	1,185	37,749	31.340	-2.06%		31.554	31.856	0.96%	24.850	26.12%				1,446	974,571	26,259,877
WIFAK INTERNATIONAL BANK	TN0007200017	WIFAK	A	12	Fixing	30,000,000	254.40	0.58%					1	5	42	8.480	0.00%		8.480	8.480	0.00%	7.700	10.13%				289	46,235	350,450
Basic materials						78,184,091	797.43	1.83%					178	35,425	462,459														
SOTIPAPIER	TN0007630015	STPAP	B	11	Continu	28,184,091	72.43	0.17%					27	4,666	12,056	2.570	-3.02%		2.648	2.584	-2.42%	2.780	-7.55%				3,582	582,565	1,556,351
TPR	TN0007270010	TPR	A	11	Continu	50,000,000	725.00	1.66%					151	30,759	450,403	14.500	-3.65%		15.402	14.643	-4.93%	11.500	26.09%	6	557,394	6,811,300	11,390	3,467,854	45,543,485
Chemicals						7,684,757	530.94	1.22%					11	246	44,099														
AIR LIQUIDE TUNISIE	TN0002300358	AL	S	99	Fixing	1,637,504	298.03	0.68%					6	239	43,498	182.000	-0.44%		0.000	182.000	0.00%	150.050	21.29%				407	4,649	776,083
ALKIMIA	TN0003800703	ALKIM	S	99	Fixing	3,947,253	49.27	0.11%								14.000	0.00%	NC	0.000	0.000		13.100	6.87%				98	2,292	29,576
Industries Chimiques du Fluor	TN0003200755	ICF	B	11	Continu	2,100,000	183.65	0.42%					5	7	601	87.450	-0.50%		84.702	85.836	1.34%	84.600	3.37%				4,888	150,800	12,933,986
Construction & Materials						525,232,104	1,127.46	2.59%					161	107,809	257,500														
CARTHAGE CEMENT	TN0007400013	CC	A	11	Continu	343,624,940	659.76	1.51%					68	87,066	166,328	1.920	-0.52%		1.928	1.910	-0.91%	1.880	2.13%				11,424	13,543,579	26,041,518
CIMENTS DE BIZERTE	TN0007350010	SCB	B	12	Fixing	44,047,290	30.83	0.07%					9	2,422	1,695	0.700	4.48%		0.670	0.700	4.48%	0.550	27.27%				638	381,853	241,863
ESSOUKNA	TN0007210016	SOKNA	B	11	Continu	5,050,500	18.74	0.04%					47	6,328	23,695	3.710	-2.11%		3.755	3.744	-0.28%	3.300	12.42%				4,020	759,360	2,883,213
MPBS	TN0007620016	MPBS	B	11	Continu	20,668,860	187.05	0.43%					24	6,689	60,223	9.050	-1.09%		9.000	9.003	0.04%	8.790	2.96%				3,568	878,756	7,374,408
SANIMED	TN0007730013	SMD	S	99	Fixing	19,971,000	10.19	0.02%					3	3,750	1,913	0.510	-3.77%		0.530	0.510	-3.77%	0.570	-10.53%				132	53,230	32,146
SIMPAR	TN0004000055	SIMPA	B	12	Fixing	1,100,000	37.84	0.09%					1	10	344	34.400	-4.18%		0.000	34.400	0.00%	35.890	-4.15%				14	190	6,710
SITS	TN0007180011	SITS	B	12	Fixing	15,600,000	53.51	0.12%					3	800	2,744	3.430	-3.38%		0.000	3.430	0.00%	3.110	10.29%				23	5,181	18,198
SOMOCER	TN0006780019	SOMOC	S	99	Fixing	40,656,000	30.49	0.07%					6	744	558	0.750	4.17%		0.000	0.750	0.00%	0.440	70.46%				2,249	3,122,434	1,941,061
SOTEMAIL	TN0007600018	SOTEM	S	99	Fixing	34,513,514	99.05	0.23%								2.870	0.00%	NC	0.000	0.000		3.000	-4.33%				1	42	126
Financial Services						131,016,000	1,751.15	4.01%					261	87,256	1,087,078														
ATL	TN0004700100	ATL	B	11	Continu	32,500,000	335.08	0.77%					89	28,947	301,805	10.310	-2.74%		10.653	10.426	-2.13%	6.100	69.02%				3,561	1,133,533	8,847,125
ATTIJARI LEASING	TN0006610018	TJL	B	11	Continu	2,750,000	107.25	0.25%					10	1,304	50,857	39.000	-1.89%		39.313	39.001	-0.79%	29.250	33.33%				771	68,132	2,256,317
BEST LEASE	TN0007580012	BL	B	12	Fixing	30,000,000	71.70	0.16%					40	34,103	81,506	2.390	-4.40%		2.500	2.390	-4.40%	2.200	8.64%				309	122,203	293,922
BH LEASING	TN0006720049	BHL	B	12	Fixing	7,000,000	30.10	0.07%					5	320	1,380	4.300	0.00%		4.391	4.311	-1.82%	3.970	10.83%				283	40,956	163,419
CIL	TN0004200853	CIL	B	11	Continu	7,000,000	247.80	0.57%					41	13,895	492,000	35.400	-3.80%		36.022	35.408	-1.70%	28.250	33.81%				3,010	575,586	18,834,455
HANNIBAL LEASE	TN0007310139	HL	B	12	Fixing	11,000,000	87.01	0.20%					27	5,664	44,627	7.910	1.02%		7.830	7.879	0.63%	7.600	4.08%				798	376,393	2,816,896
PLACEMENT DE TUNISIE -SICAF	TN0002500650	PLTU	B	12	Fixing	1,000,000	38.61	0.09%								38.610	0.00%	NC	0.000	0.000		41.800	0.02%				9	301	12,572
SPDIT - SICAF	TN0001400704	SPDIT	A	11	Continu	28,000,000	383.60	0.88%					1	1	14	13.700	0.00%		13.700	13.700	0.00%	12.700	15.75%				841	204,215	2,735,486
TUNINVEST-SICAR	TN0004100202	TINV	B	12	Fixing	966,000	39.61	0.09%					3	51	2,091	41.000	3.69%		39.534	41.000	3.71%	42.000	-2.38%				966	68,452	2,834,315
TUNISIE LEASING ET FACTORING	TN0002100907	TLS	A	11	Continu	10,800,000	410.40	0.94%					45	2,971	112,798	38.000	-0.91%		38.892	37.966	-2.38%	32.750	2						

EURO-CYCLES	TN0007570013	ECYCL	B	11	Continu	9,801,000	109.77	0.25%	-	-	-	19	1,665	18,522	11,200	-0.80%	11.148	11.124	-0.21%	12,490	-10.33%	-	-	-	5,831	859,948	10,044,190	
NEW BODY LINE	TN0007540016	NBL	B	11	Continu	4,250,400	15.73	0.04%	-	-	-	1	20	74	3,700	0.27%	3.690	3.700	0.27%	4,050	-8.64%	-	-	-	1,128	254,219	974,339	
OFFICE PLAST	TN0007700016	PLAST	B	11	Continu	14,662,164	26.98	0.06%	-	-	-	45	9,077	16,455	1,840	-0.54%	1,820	1,813	-0.39%	1,910	-3.67%	-	-	-	5,028	2,127,222	4,286,205	
Société d'Articles Hygiéniques	TN0007610017	SAH	A	11	Continu	84,015,979	1,146.82	2.63%	-	-	-	99	27,980	382,316	13,650	-0.36%	13,695	13,664	-0.23%	13,900	-1.80%	1	423,500	6,352,500	10,137	2,891,318	40,824,482	
Retail						194,111,628	2,619.88	6.01%	-	-	-	156	12,886	240,641							1	2,975,000	63,665,000	22,216	7,158,153	110,096,874		
ARTES	TN0007300015	ARTES	A	11	Continu	38,250,000	497.25	1.14%	-	-	-	17	1,735	22,592	13,000	-2.62%	13,037	13,021	-0.12%	11,500	13.04%	-	-	-	3,511	527,871	6,965,001	
CELLCOM	TN0007590011	CELL	B	11	Continu	4,461,532	9.41	0.02%	-	-	-	24	2,695	5,685	2,110	0.00%	2,074	2,109	1.70%	3,320	-36.45%	-	-	-	4,098	855,859	2,141,668	
CITY CARS	TN0007550015	CITY	A	11	Continu	18,000,000	423.00	0.97%	-	-	-	24	1,997	47,738	23,500	-2.89%	24,196	23,905	-1.20%	19,700	19.29%	-	-	-	3,489	380,733	9,108,198	
ENNAKL AUTOMOBILES	TN0007410012	NAKL	A	11	Continu	30,000,000	577.50	1.32%	-	-	-	29	2,728	52,990	19,250	-3.75%	20,337	19,425	-4.49%	15,080	27.65%	-	-	-	2,254	317,342	5,451,934	
MAGASIN GENERAL	TN0006440010	MAG	B	12	Fixing	15,777,070	227.51	0.52%	-	-	-	-	-	-	14,420	0.00%	NC	0,000	0,000		9,850	46.40%	-	-	-	148	10,040	108,070
MONOPRIX	TN0001000108	MNP	B	12	Fixing	25,345,736	266.13	0.61%	-	-	-	4	600	6,300	10,500	-1.41%	10,650	10,500	-1.41%	6,090	72.41%	-	-	-	937	461,403	4,037,817	
SMART TUNISIE	TNQPQXRODTH8	SMART	B	11	Continu	10,123,443	294.59	0.68%	-	-	-	23	1,359	39,488	29,100	-1.36%	29,477	29,056	-1.43%	19,500	49.23%	1	2,975,000	63,665,000	2,371	3,288,142	70,747,136	
SOTUMAG	TN0006580013	MGR	B	11	Continu	13,200,000	138.60	0.32%	-	-	-	9	1,140	12,024	10,500	-2.60%	10,521	10,547	0.25%	8,900	17.98%	-	-	-	914	153,368	1,493,746	
Société Tunisienne de l'Automobile	TNNGTFLC2986	STA	B	11	Continu	2,000,000	170.00	0.39%	-	-	-	26	632	53,824	85,000	-0.57%	84,921	85,165	0.29%	37,440	127.03%	-	-	-	4,135	152,715	9,506,800	
UADH	TN0007690019	UADH	S	99	Fixing	36,953,847	15.89	0.04%	-	-	-	-	-	-	0,430	0.00%	S	0,000	0,000		0,600	-28.33%	-	-	-	359	1,010,680	536,502
Technology						14,354,134	120.04	0.28%	-	-	-	108	25,461	250,311							2	350,000	3,500,000	9,750	5,135,621	49,986,981		
AETECH	TN0007500010	AETEC	S	99	Fixing	2,223,334	0.91	0.00%	-	-	-	-	-	-	0,410	0.00%	S	0,000	0,000		0,320	28.13%	-	-	-	20	11,728	4,568
TELNET HOLDING	TN0007440019	TLNET	B	11	Continu	12,130,800	119.12	0.27%	-	-	-	108	25,461	250,311	9,820	-1.80%	10,063	9,831	-2.30%	6,840	43.57%	2	350,000	3,500,000	9,730	5,126,893	49,982,413	
Telecommunications						112,636,800	153.22	0.35%	-	-	-	386	96,285	1,227,778								-	-	-	11,620	6,136,144	25,248,106	
SOTETEL	TN0006530018	SOTET	B	11	Continu	4,636,800	66.82	0.15%	-	-	-	367	83,516	1,217,563	14,410	-2.37%	14,973	14,579	-2.63%	5,210	176.58%	-	-	-	9,047	2,212,127	22,021,429	
TAWASOL GROUP HOLDING	TN0007650013	TGH	S	99	Fixing	108,000,000	86.40	0.20%	-	-	-	19	12,769	10,215	0,800	1.27%	0,790	0,800	1.27%	0,800	0.00%	-	-	-	2,573	3,924,017	3,226,577	
Travel & Leisure						106,199,280	36.11	0.08%	-	-	-	1	15	5								-	-	-	921	1,108,000	379,067	
TUNISAIR	TN0001200401	TAIR	S	99	Fixing	106,199,280	36.11	0.08%	-	-	-	1	15	5	0,340	3.03%	0,330	0,340	3.03%	0,340	0.00%	-	-	-	921	1,108,000	379,067	
Total						3,063,013,649	43,621.02	100.00%	0	0	0	3,669	1,005,116	12,950,328								35	31,752,830	557,300,687	303,446	132,416,694	1,649,623,511	

Instruments – Secondary Lines

Main Market

Trading session of 05/21/2026										Year 2026		
Sector / Issuer / Security	ISIN code	Mnemonic	Group	Trades	Volume	Value (TND)	Dernier cours	Indicator	Trades	Volume	Value (TND)	
Food & Beverage												
POULINA GP HOLDING												
PGH Da 2/25 230611	TN0005700034	PGH11		32	-	-	-	-	NC	16	83	135
SFBT												
SFBT (Da 1/6)	TN0001100288	SFB99		32	-	-	-	-	NC	-	-	-
SFBT (Da 1/7)	TN0001100296	SFB00		32	-	-	-	-	NC	-	-	-
SFBT (Da 1/2) 2001	TN0001100304	SFBT1		32	-	-	-	-	NC	1	1	62
SFBT Da1/2(11/4/02)	TN0001100312	SFB02		32	-	-	-	-	NC	-	-	-
SFBT Da 1/12 2006	TN0001100320	SFB06		32	-	-	-	-	NC	-	-	-
SFBT DA2007 1/13	TN0001100338	SFB07		32	-	-	-	-	NC	8	19	66
SFBT Da5/56 120510	TN0001100346	SFB10		32	-	-	-	-	NC	9	57	300
SFBT Da5/61 300311	TN0001100353	SFB11		32	-	-	-	-	NC	7	39	179
SFBT Da10/66 03712	TN0001100361	SFB12		32	-	-	-	-	NC	22	225	595
SFBT Da1/19 280513	TN0001100387	SFB13		32	-	-	-	-	NC	6	49	107
SFBT DA 1/8 200514	TN0001100403	SFB14		32	-	-	-	-	NC	12	26	137
SFBT DA 1/6 120515	TN0001100411	SFB15		32	-	-	-	-	NC	11	37	95
SFBT DA 1/7 040516	TN0001100429	SFB16		32	-	-	-	-	NC	13	29	137
SFBT DA1/10 040517	TN0001100437	SFB17		32	-	-	-	-	NC	15	36	114
SFBT DA 1/4 300418	TN0001100445	SFB18		32	-	-	-	-	NC	20	27	151
SFBT DA 1/5 130519	TN0001100452	SFB19		32	-	-	-	-	NC	75	135	430
SFBT DA 1/4 200720	TN0001100460	SFB20		32	-	-	-	-	NC	53	158	581
SFBT DA1/12 280524	TN3022JYH65	SFB24		32	-	-	-	-	NC	409	2,044	1,791
LAND OR												
LNDOR DA1/32 80617	TN0007510035	LND17		32	-	-	-	-	NC	12	106	47
Insurance												
BNA ASSURANCES												
AMI DA 1/4 110817	TN0007680044	AMI17		32	-	-	-	-	NC	4	5	5
AMI DA27/35 241120	TN0007680051	AMI20		32	-	-	-	-	NC	18	129	263
ASTREE												
AST DA 1/2 140817	TN0003000528	AST17		32	-	-	-	-	NC	-	-	-
STAR												
STAR DA 7/6 221225	TNI7FVNGCJ77	STAR5		32	-	-	-	-	NC	276	1,896	129,723
Automobiles & Parts												
ASSAD												
ASSDa1/9(01/07/05)	TN0007140031	ASSDA		32	-	-	-	-	NC	-	-	-
ASSAD Da1/4 150609	TN0007140049	ASS09		32	-	-	-	-	NC	-	-	-
ASS Da 1/10 020610	TN0007140056	ASS10		32	-	-	-	-	NC	2	8	6
ASS Da 1/22 200611	TN0007140064	ASS11		32	-	-	-	-	NC	2	14	4
ASS Da 1/23 010812	TN0007140072	ASS12		32	-	-	-	-	NC	5	20	4
STIP												
STIP Da1/10 0703	TN0005030028	STIP3		32	-	-	-	-	NC	-	-	-
Banks												
AMEN BANK												

AB Da 26 3/37	TN0003400108	AB26	32	-	-	-	-	NC	-	-	-
AB Da 29 3/40	TN0003400116	AB29	32	-	-	-	-	NC	-	-	-
AB Da 34 2/59	TN0003400157	AB34	32	-	-	-	-	NC	-	-	-
AB Da 1/27	TN0003400207	ABA38	32	-	-	-	-	NC	6	43	184
ABDA 1/14 11122007	TN0003400272	ABDA7	32	-	-	-	-	NC	-	-	-
AB Da 3/37 281209	TN0003400371	ABDA9	32	-	-	-	-	NC	-	-	-
AB Da 1/10 110613	TN0003400454	AB13	32	-	-	-	-	NC	1	1	9
AB DA1/24 01082016	TN0003400512	AB16	32	-	-	-	-	NC	16	66	215
AB DA1/25 300617	TN0003400579	AB17	32	-	-	-	-	NC	4	12	125
AB DA 1/7 12102023	TNMY01P21QP7	AB23	32	-	-	-	-	NC	9	14	266
AB DA 2/13 281024	TN66JFM5A518	AB24	32	2	5	56	11.150		156	592	5,122
ATB											
ATBDA1/7 09/11/05	TN0003600434	ATBDA	32	-	-	-	-	NC	-	-	-
ATB Da 1/10 151208	TN0003600517	ATB08	32	-	-	-	-	NC	-	-	-
ATB Da 1/16 161210	TN0003600616	ATB10	32	-	-	-	-	NC	6	45	10
ATTIJARI BANK											
TJARI - (Da)	TN0001600162	TJADA	32	-	-	-	-	NC	2	15	89
TJARI - Da39	TN0001600261	TJA39	32	-	-	-	-	NC	-	-	-
TJARIDA1/40 250518	TN0001600501	TJA18	32	-	-	-	-	NC	49	1,073	6,336
TJARIDA4/21 300425	TN823JXM7T75	TJA25	32	7	25	325	13.000		512	2,851	37,140
BT											
BQ DE TSIE - Da	TN0002200103	BTDA	32	-	-	-	-	NC	1	8	38
Bt Da 3/10 170599	TN0002200210	BT149	32	-	-	-	-	NC	3	9	127
BTDA1/7(3/12/01)	TN0002200251	BT154	32	-	-	-	-	NC	3	11	67
BT Da 1/2 23052006	TN0002200319	BTDA6	32	-	-	-	-	NC	1	1	15
BT Da 1/2 10/06/09	TN0002200327	BTDA9	32	-	-	-	-	NC	3	11	45
BT Da 1/3 280613	TN0002200335	BT13	32	1	1	3	3.010		14	67	64
BT DA 1/5 03062016	TN0002200343	BT16	32	-	-	-	-	NC	10	18	38
BT DA 1/4 04052018	TN0002200350	BT18	32	-	-	-	-	NC	22	33	67
BT DA 1/5 10052022	TNYHLWKDE9D7	BT22	32	-	-	-	-	NC	65	125	150
BIAT											
BIAT Da32 4/60	TN0001800465	BIA32	32	-	-	-	-	NC	-	-	-
BIAT Da36 1/24	TN0001800507	BIA36	32	-	-	-	-	NC	6	15	71
BIAT DA1/20 290620	TN0001800622	BIA20	32	-	-	-	-	NC	55	271	1,902
BIAT DA1/7 291124	TNK63RI7BF70	BIA24	32	4	9	189	20.990		402	979	18,810
BNA											
BNA Da 1/10 040509	TN0003100633	BNA09	32	-	-	-	-	NC	420	2,140	3,977
BNA DA 1/10 200618	TN0003100740	BNA18	32	-	-	-	-	NC	83	276	445
BNA DA 1/55 150419	TN0003100815	BNA19	32	-	-	-	-	NC	40	701	125
BH BANK											
BQ HABITAT (Da)	TN0001900612	BHDA	32	-	-	-	-	NC	-	-	-
BH Da 1/20 150999	TN0001900679	BH12	32	-	-	-	-	NC	-	-	-
BH Da1/25 14022000	TN0001900711	BH14	32	-	-	-	-	NC	-	-	-
BHDA 1/15 28052007	TN0001900778	BHDA7	32	-	-	-	-	NC	1	2	3
BH DA 1/3 270715	TN0001900901	BH15	32	-	-	-	-	NC	5	8	38
BH DA 1/5 171117	TN0001900992	BH17	32	-	-	-	-	NC	6	11	23
UBCI											
UBCI Da 1/6 010900	TN0002400570	UBC00	32	-	-	-	-	NC	3	3	48
UBCI Da 3/7 010704	TN0002400646	UBC04	32	-	-	-	-	NC	1	1	34
UBCI Da 1/2 150710	TN0002400653	UBC10	32	-	-	-	-	NC	2	2	45
UBCI Da8/33 141013	TN0002400695	UBC13	32	-	-	-	-	NC	27	256	2,228
WIFAK INTERNATIONAL BANK											
WIFAK DA1/2 121015	TN0007200132	WIF15	32	-	-	-	-	NC	3	3	6
Construction & Materials											
MPBS											
MPBS DA1/10 070717	TN0007620032	MPB17	32	-	-	-	-	NC	3	10	10
MPBS DA1/20 050718	TN0007620040	MPB18	32	-	-	-	-	NC	5	37	16
MPBS DA1/10 100719	TN0007620057	MPB19	32	-	-	-	-	NC	4	11	9
MPBS DA1/17 100820	TN0007620065	MPB20	32	-	-	-	-	NC	18	49	21
CARTHAGE CEMENT											
CC Da 1/52 201210	TN0007400039	CC10	32	-	-	-	-	NC	5	31	-
ESSOUKNA											
SOKNA Da1/5 020712	TN0007210032	SOK12	32	-	-	-	-	NC	-	-	-
SOKNA Da2/5 010714	TN0007210040	SOK14	32	-	-	-	-	NC	4	9	13
SIMPAR											
SIMPAR Da 1/5	TN0004000089	SIM01	32	-	-	-	-	NC	-	-	-
SIMPA Da1/6 010708	TN0004000105	SIM08	32	-	-	-	-	NC	1	4	38
SIMPA Da1/7 010710	TN0004000121	SIM10	32	-	-	-	-	NC	-	-	-
SIMPA Da1/8 020712	TN0004000147	SIM12	32	-	-	-	-	NC	1	1	5
SIMPA DA2/9 010714	TN0004000154	SIM14	32	-	-	-	-	NC	2	8	64
SITS											
SITSDa1/9 28/03/07	TN0007180037	SITDA	32	-	-	-	-	NC	1	14	5
SOMOCER											
SOMOC Da 1/7 0803	TN0006780027	SOMC3	32	-	-	-	-	NC	-	-	-
SOMOC Da 1/10 0708	TN0006780043	SOMC8	32	-	-	-	-	NC	-	-	-
SOMOC Da 1/20 2007	TN0006780050	SOMC9	32	-	-	-	-	NC	-	-	-
SOMC Da1/10 261211	TN0006780068	SOM11	32	-	-	-	-	NC	-	-	-
SOMC Da1/45 211212	TN0006780076	SOM12	32	-	-	-	-	NC	6	155	2
SOMC Da2/35 231213	TN0006780084	SOM13	32	-	-	-	-	NC	10	92	1

SOMC DA3/37 250814	TN0006780092	SOM14	32	-	-	-	-	NC	13	76	1
SOM DA 1/23 201015	TN0006780100	SOM15	32	-	-	-	-	NC	6	27	-
Industrial Goods & Services											
ONE TECH HOLDING											
OTH DA1/2 181121	TN7F9QE5NT90	OTH21	32	-	-	-	-	NC	11	33	136
SIAME											
SIAME Da5/11	TN0006590020	SIADA	32	-	-	-	-	NC	1	3	6
SIAME Da1/8	TN0006590087	SIAM1	32	-	-	-	-	NC	3	7	4
SIAM Da1/25 280704	TN0006590103	SIAM4	32	-	-	-	-	NC	3	7	1
SIAME Da1/10	TN0006590061	SIAM4	32	-	-	-	-	NC	3	5	2
SIAM DA1/10 160721	TN0006590111	SIAM21	32	-	-	-	-	NC	8	23	8
SOTUVER											
SOTUVER Da 1/24	TN0006560023	STVDA	32	-	-	-	-	NC	-	-	-
STV Da 1/25 010700	TN0006560049	STV00	32	-	-	-	-	NC	-	-	-
SOTUVER Da 3/34	TN0006560064	STV01	32	-	-	-	-	NC	-	-	-
STV02 3/10 010102	TN0006560098	STV02	32	-	-	-	-	NC	-	-	-
STV Da10/31 160712	TN0006560148	STV12	32	-	-	-	-	NC	3	19	190
SOTUV Da1/7 180713	TN0006560155	STV13	32	-	-	-	-	NC	8	18	58
SOTUV DA3/41 10714	TN0006560189	STV14	32	-	-	-	-	NC	12	67	123
STV DA 3/40 200715	TN0006560197	STV15	32	-	-	-	-	NC	21	139	277
STV DA2/23 4122017	TN0006560221	STV17	32	-	-	-	-	NC	19	77	163
SOTUV DA7/32 91020	TN0006560247	STV20	32	-	-	-	-	NC	128	1,166	4,897
STV DA2/11 280722	TNXI9LTW0FO7	STV22	32	-	-	-	-	NC	197	1,102	2,860
Chemicals											
AIR LIQUIDE TUNISIE											
AIR LIQ Da1/4 0999	TN0002300366	ALQDA	32	-	-	-	-	NC	1	1	220
AIR LIQ Da1/6 0601	TN0002300374	ALQ01	32	-	-	-	-	NC	-	-	-
ALQ Da1/6 (160902)	TN0002300390	ALQ02	32	-	-	-	-	NC	4	5	425
AIR LIQ Da1/8 0903	TN0002300408	ALQ03	32	-	-	-	-	NC	4	8	480
ALQ Da1/10 7/09/04	TN0002300416	ALQ04	32	-	-	-	-	NC	6	12	455
ALQDa1/12 06/09/05	TN0002300424	ALQ05	32	-	-	-	-	NC	2	3	129
ALQ Da1/12 070906	TN0002300432	ALQ06	32	-	-	-	-	NC	3	5	173
ALQ Da 1/12 0907	TN0002300440	ALQ07	32	-	-	-	-	NC	6	8	269
AL Da 1/11 030908	TN0002300457	ALQ08	32	-	-	-	-	NC	5	8	225
AL Da 1/12 030909	TN0002300465	ALQ09	32	-	-	-	-	NC	7	14	357
ALQ Da 1/11 060910	TN0002300473	ALQ10	32	-	-	-	-	NC	3	8	209
ALQ Da 1/11 050911	TN0002300481	ALQ11	32	-	-	-	-	NC	5	12	316
ALQ Da 1/15 030912	TN0002300499	ALQ12	32	-	-	-	-	NC	2	7	133
ALQ Da 1/11 020913	TN0002300507	ALQ13	32	-	-	-	-	NC	1	1	26
ALQ DA 1/12 150914	TN0002300515	ALQ14	32	-	-	-	-	NC	4	14	256
ALQ DA 1/25 070915	TN0002300523	ALQ15	32	-	-	-	-	NC	5	20	178
ALQ DA 1/28 050916	TN0002300531	ALQ16	32	-	-	-	-	NC	9	37	256
ALQ DA 1/31 250917	TN0002300549	ALQ17	32	-	-	-	-	NC	5	16	96
ALQ DA 1/30 161018	TN0002300556	ALQ18	32	-	-	-	-	NC	6	32	203
ALQ DA 1/16 160919	TN0002300564	ALQ19	32	-	-	-	-	NC	1	13	173
ALQ DA 1/45 201120	TN0002300572	ALQ20	32	-	-	-	-	NC	4	23	86
ALKIMIA											
ALKIM Da	TN0003800711	ALKDA	32	-	-	-	-	NC	-	-	-
ALKIM Da 04	TN0003800729	ALK04	32	-	-	-	-	NC	3	4	6
ALK Da 1/10 240603	TN0003800737	ALK03	32	-	-	-	-	NC	3	8	10
ALKNSLIB1/4j010123	TNPIK1R13738	ALK24	32	-	-	-	-	NC	-	-	-
Retail											
ARTES											
ARTES Da1/4 230712	TN0007300023	ART12	32	-	-	-	-	NC	-	-	-
ARTES Da1/5 040313	TN0007300031	ART13	32	-	-	-	-	NC	-	-	-
CITY CARS											
CITY DA1/3 230919	TN0007550023	CTY19	32	-	-	-	-	NC	13	16	126
SMART TUNISIE											
SMART DA1/5 070623	TN7IDY8X60S8	SMT23	32	-	-	-	-	NC	39	78	316
SMART DA1/6 111124	TN7PHUMS9GW2	SMT24	32	-	-	-	-	NC	59	159	502
MAGASIN GENERAL											
MAG GEN Da 1/2	TN0006440028	MGDA4	32	-	-	-	-	NC	-	-	-
MONOPRIX											
MONOPRIX Da	TN0001000116	MNPDA	32	-	-	-	-	NC	2	5	12
MNP Da 1/2 100611	TN0001000124	MNP11	32	-	-	-	-	NC	3	3	17
MNP Da 1/5 040612	TN0001000132	MNP12	32	-	-	-	-	NC	-	-	-
MNP Da 1/5 160615	TN0001000140	MNP15	32	-	-	-	-	NC	22	30	38
SOTUMAG											
MGR Da1/3 050710	TN0006580021	MGR10	32	-	-	-	-	NC	1	1	3
MGR DA 1/10 201217	TN0006580039	MGR17	32	-	-	-	-	NC	2	4	3
Basic materials											
TPR											
Da TPR 11/149 2006	TN0007270036	TPR08	32	-	-	-	-	NC	-	-	-
TPR Da 1/8 200509	TN0007270044	TPR09	32	-	-	-	-	NC	-	-	-
TPR Da 1/36 250510	TN0007270051	TPR10	32	-	-	-	-	NC	1	3	2
TPR Da 5/37 150611	TN0007270069	TPR11	32	-	-	-	-	NC	7	56	128
TPR Da 1/21 250612	TN0007270077	TPR12	32	-	-	-	-	NC	8	84	41
TPR Da 1/44 250613	TN0007270085	TPR13	32	-	-	-	-	NC	15	139	34
TPR DA 1/9 260716	TN0007270093	TPR16	32	-	-	-	-	NC	6	14	12

Oil & Gas												
SOTRAPIL												
STPIL Da1/10 0703	TN0006660021	SPL3	32	--	--	--	--	NC	5	13	44	
STPILDA0807 1/10	TN0006660039	SPL7	32	--	--	--	--	NC	--	--	--	
STPIL Da1/25301208	TN0006660047	SPL8	32	--	--	--	--	NC	14	115	132	
STPIL Da1/20 02712	TN0006660054	SPL12	32	--	--	--	--	NC	11	44	64	
STPIL Da1/33 01713	TN0006660062	SPL13	32	--	--	--	--	NC	20	186	170	
STPIL DA1/17 20614	TN0006660070	SPL14	32	--	--	--	--	NC	23	93	155	
STPL DA1/32 180615	TN0006660088	SPL15	32	--	--	--	--	NC	28	300	256	
STPIL DA1/39 01716	TN0006660096	SPL16	32	--	--	--	--	NC	21	199	148	
STPILDA1/56 300617	TN0006660104	SPL17	32	--	--	--	--	NC	29	374	164	
STPILDA1/39 290618	TN0006660112	SPL18	32	--	--	--	--	NC	37	445	278	
Personal & Household Goods												
EURO-CYCLES												
ECYCL DA1/2 010616	TN0007570021	ECY16	32	--	--	--	--	NC	2	2	18	
ECYC DA1/10 010719	TN0007570039	ECY19	32	--	--	--	--	NC	8	12	14	
ECYC DA1/10 040822	TNUTSNMT2ET9	ECY22	32	2	5	6	1.200		46	107	124	
ATELIER MEUBLE INTERIEURS												
SAM DA 1/10 280717	TN0007740020	SAM17	32	--	--	--	--	NC	3	5	4	
SAM DA 1/5 300920	TN0007740038	SAM20	32	--	--	--	--	NC	1	1	1	
SAM DA 8/85 241125	TNLPW5AW8TJ4	SAM25	32	--	--	--	--	NC	199	7,650	3,078	
Société d'Articles Hygiéniques												
SAH DA 1/7 050814	TN0007610025	SAH14	32	--	--	--	--	NC	10	17	58	
SAH DA 1/20 050914	TN0007610033	SAH42	32	--	--	--	--	NC	9	32	36	
SAH Da 1/5 230615	TN0007610041	SAH15	32	--	--	--	--	NC	1	1	5	
SAH DA 1/14 250117	TN0007610058	SAH17	32	--	--	--	--	NC	5	12	16	
SAH DA 1/17 070717	TN0007610066	SAH72	32	--	--	--	--	NC	8	29	29	
SAH DA 1/14 131217	TN0007610074	SAH73	32	--	--	--	--	NC	1	1	2	
SAH DA 1/14 010818	TN0007610082	SAH18	32	--	--	--	--	NC	19	86	111	
SAH DA 1/18 031218	TN0007610090	SAH82	32	--	--	--	--	NC	30	177	180	
SAH DA1/4 22082022	TNZTIVM7NY78	SAH22	32	3	38	21	0.550		152	657	1,851	
SAH DA 1/35 010823	TNG73XSR2TO7	SAH23	32	5	22	9	0.400		378	4,303	1,589	
NEW BODY LINE												
NBL Da1/45 161213	TN0007540032	NBL13	32	--	--	--	--	NC	17	206	23	
NBL DA 1/10 280717	TN0007540040	NBL17	32	--	--	--	--	NC	9	18	9	
OFFICE PLAST												
PLAST DA1/4 161216	TN0007700032	PLS16	32	--	--	--	--	NC	6	10	3	
PLA DA3/100 231020	TN0007700065	PLA20	32	--	--	--	--	NC	12	428	7	
PLA DA7/103 190721	TN0007700081	PLA21	32	--	--	--	--	NC	18	1,283	69	
PLAST DA1/5 190722	TN2H8I4G16F8	PLA22	32	--	--	--	--	NC	18	414	48	
Health Care												
UNITE DE FABRICATION DE MEDICAMENTS												
UMED D76/509 26716	TN0007720022	UMD16	32	--	--	--	--	NC	18	237	350	
UMD DA11/117 40817	TN0007720030	UMD17	32	--	--	--	--	NC	22	6,770	3,566	
Financial Services												
ATL												
ATL Da 1/5 290808	TN0004700266	ATL08	32	--	--	--	--	NC	2	4	8	
ATL Da 2/17 261112	TN0004700472	ATL12	32	--	--	--	--	NC	11	54	55	
ATTIJARI LEASING												
ATTIJARI LS ROMPU	TN0006610141	TJLR	32	--	--	--	--	NC	--	--	--	
TJL DA 3/17 210717	TN0006610448	TJL17	32	--	--	--	--	NC	17	428	2,410	
BH LEASING												
ML DA 1/4 250515	TN0006720072	ML15	32	--	--	--	--	NC	8	8	5	
CIL												
CIL DA 2007 1/4	TN0004201042	CIL07	32	--	--	--	--	NC	--	--	--	
CIL Da 1/5 301208	TN0004201117	CIL08	32	--	--	--	--	NC	--	--	--	
CIL Da 1/3 110610	TN0004201216	CIL10	32	--	--	--	--	NC	3	5	101	
CIL Da 1/4 030611	TN0004201281	CIL11	32	--	--	--	--	NC	1	1	6	
CIL DA2/5 15052023	TNEOEJK4P2R7	CIL23	32	--	--	--	--	NC	1	1	5	
HANNIBAL LEASE												
HL DA 1/10 180817	TN0007310378	HL17	32	--	--	--	--	NC	2	2	2	
HL DA37/100 090720	TN0007310519	HL20	32	--	--	--	--	NC	13	267	619	
SPDIT - SICAF												
SPDIT Da 1/24 3512	TN0001400720	SPD12	32	--	--	--	--	NC	4	28	18	
TUNISIE LEASING ET FACTORING												
TUN. LEAS. (Da 10)	TN0002100915	TLSDA	32	--	--	--	--	NC	--	--	--	
TLS Da 1/4	TN0002100956	TLD01	32	--	--	--	--	NC	--	--	--	
TLS Da 1/5(021202)	TN0002100980	TLS02	32	--	--	--	--	NC	--	--	--	
TLS Da 1/6(181203)	TN0002101012	TLS03	32	--	--	--	--	NC	2	3	27	
TLS Da 1/7(061204)	TN0002101061	TLS04	32	--	--	--	--	NC	--	--	--	
TLS Da1/55(010307)	TN0002101152	TLS07	32	--	--	--	--	NC	--	--	--	
TLS Da 1/56 030308	TN0002101210	TLS08	32	--	--	--	--	NC	6	90	85	
TLS Da 1/57 020309	TN0002101319	TLS09	32	--	--	--	--	NC	5	30	21	
TLS Da 1/68 301209	TN0002101392	TLS92	32	--	--	--	--	NC	11	73	34	
TLS Da 1/69 010210	TN0002101400	TLS10	32	--	--	--	--	NC	15	118	63	
TLS Da 3/80 010213	TN0002101590	TLS13	32	--	--	--	--	NC	21	240	345	
TL DA3/83 10022014	TN0002101749	TLS14	32	--	--	--	--	NC	31	466	637	
TL DA2/43 02022015	TN0002101814	TLS15	32	--	--	--	--	NC	18	152	262	
TLS DA1/23 010719	TN0002102044	TLS19	32	--	--	--	--	NC	37	244	398	

Technology												
TELNET HOLDING												
TLN Da 1/10 010719	TN0007440035	TLN19	32	-	-	-	-	NC	8	28	23	
Telecommunications												
SOTETEL												
SOTETEL Da1/6	TN0006530059	SOT01	32	-	-	-	-	NC	1	2	4	
SOT Da 1/5 010102	TN0006530067	SOT02	32	-	-	-	-	NC	-	-	-	
SOT Da 1/5 010703	TN0006530075	SOT03	32	-	-	-	-	NC	-	-	-	
SOT Da 1/10 150704	TN0006530083	SOT04	32	-	-	-	-	NC	-	-	-	
SOT Da1/22 010906	TN0006530091	SOT06	32	-	-	-	-	NC	1	7	2	
Travel & Leisure												
TUNISAIR												
TUNISAIR - Da 01	TN0001200419	TAIDA	32	-	-	-	-	NC	-	-	-	
TUNISAIR - Da 04	TN0001200468	TAI04	32	-	-	-	-	NC	2	10	-	
TAIR Da1/10 010799	TN0001200476	TAI99	32	-	-	-	-	NC	1	4	-	
TAIR Da1/10 030700	TN0001200492	TAI00	32	-	-	-	-	NC	3	8	-	
TUNISAIR Da 1/10	TN0001200518	TAI01	32	-	-	-	-	NC	4	67	1	
TAIR Da1/22 310806	TN0001200534	TAI06	32	-	-	-	-	NC	5	90	2	
TAIR Da 1/5 010908	TN0001200542	TAI08	32	-	-	-	-	NC	9	40	1	
TAIR Da1/11 170709	TN0001200567	TAI09	32	-	-	-	-	NC	7	71	1	
Total				24	105	608			5,125	45,615	245,349	

Instruments – Bonds

Titres émis par l'Etat

Trading session of 05/21/2026

Year 2026

Company	ISIN code	Mnemonic	Group	Unit	Trades	Volume	Value (TND)	Closing Price	Daily change	Indicator	Open	Trades	Volume	Value (TND)
BTA 6,3% Oct 2026	TN0008000580	B1026		21 %				98.000	0.00%	NC	98.000			
BTA6,7% Avril 2028	TN0008000606	B0428		21 %				93.100	0.00%	NC	93.100			
BTA 7,5% Juil 2032	TN0008000663	B0732		21 %				97.000	0.00%	NC	97.000			
BTA 7% Juil 2028	TN0008000697	B0728		21 %				90.500	0.00%	NC	90.500			
BTA 7,2% Fev 2027	TN0008000721	B0227		21 %				99.460	0.00%	NC	97.590	13	9,800	10,267,152
BTA 7,4% Fev 2030	TN0008000739	B0230		21 %				95.560	0.00%	NC	93.450	8	544	525,748
BTA 7,2% Mai 2027	TN0008000747	B0527		21 %				99.030	0.00%	NC	96.510	7	409	429,343
BTA 8% Nov 2030	TN0008000762	B1130		21 %				97.000	0.00%	NC	97.000			
BTA 7,3% Dec 2027	TN0008000770	B1227		21 %				91.050	0.00%	NC	91.050			
BTA 7,5% Janv 2028	TN0008000796	B0128		21 %				100.000	0.00%	NC	100.000			
BTA 8% Mars 2033	TN0008000804	B0333		21 %				100.000	0.00%	NC	100.000			
BTA 6,6% Mars 2027	TN0008000655	B0327		21 %				98.000	0.00%	NC	97.100	1	158	163,697
BTA 7,5% Dec 2028	TN0008000812	B1228		21 %				94.720	0.00%	NC	94.720			
E NAT 2021 8,80% B	TN0008000838	NB26		21 %				100.310	0.00%	NC	100.000	2	65,000	6,938,348
E NAT 2021 8,90% C	TN0008000846	NC28		21 %				93.000	0.00%	NC	93.000			
ENAT2021 8,70%A PP	TN0008000820	NA26		21 %				100.000	0.00%	NC	97.500	4	157,585	841,609
ENAT2 2021 8,80% B	TN0008000895	NB226		21 %				100.000	0.00%	NC	100.000			
ENAT2 2021 8,90% C	TN0008000903	NC228		21 %				95.000	0.00%	NC	95.000	1	6	5,957
ENAT2 HASSAN21 APP	TN0008000853	NH226		21 %				100.000	0.00%	NC	100.000			
ENAT22021 8,70%APP	TN0008000887	NA226		21 %				100.410	0.00%	NC	97.000	2	2,200	11,614
ENAT3 2021 8,80% B	TNYZ06UGUZ33	NB3F6		21 %				100.000	0.00%	NC	94.500	2	4,050	417,386
ENAT3 2021 8,90% C	TN3QL5M1QLW6	NC3F8		21 %				100.000	0.00%	NC	100.000			
ENAT3 HASSAN2021 B	TNVSDML2VYJ5	NHB36		21 %				100.000	0.00%	NC	100.000			
ENAT3 HASSAN2021 C	TNJQ3VIAM1R9	NHC38		21 %				100.000	0.00%	NC	100.000			
ENAT32021 8,70%APP	TNZBXQU5RZ91	NA3F6		21 %				95.000	0.00%	NC	97.000	6	2,208	11,147
ENT32021T+2,45%APP	TNSUXW7EBUQ0	NA3V6		21 %				95.000	0.00%	NC	95.000			
ENAT3 HASSAN21 APP	TNE5I87AYZT5	NHA36		21 %				100.000	0.00%	NC	100.000			
ENAT32021 T+2,55%B	TN5QHYZ8T348	NB3V6		21 %				100.000	0.00%	NC	100.000			
ENAT32021 T+2,65%C	TNJP2LP1CVE1	NC3V8		21 %				100.000	0.00%	NC	100.000			
ENAT1 2022 A 8,80%	TNPSLOPEJVO7	NAF27		21 %				100.000	0.00%	NC	95.000	26	14,321	147,600
ENAT1 2022 B 8,90%	TNHG2VXQ3BG0	NBF29		21 %				98.000	0.00%	NC	100.000	3	52	4,000
ENAT1 2022 C 9,10%	TN5XXZZ454U2	NCF32		21 %				100.000	0.00%	NC	100.000			
ENAT1 2022A T+2,4%	TNLEGO8CKWX3	NAV27		21 %				100.000	0.00%	NC	92.500	1	1,170	12,714
ENAT1 2022B T+2,5%	TN00U20VQYS5	NBV29		21 %				100.000	0.00%	NC	100.000			
ENAT1 2022CT+2,65%	TNQHMI7RIBR5	NCV32		21 %				100.000	0.00%	NC	100.000			
ENAT1 HASSAN2022 A	TNCDR74CL701	NHA27		21 %				100.000	0.00%	NC	100.000			
ENAT1 HASSAN2022 B	TNBHB9XIP394	NHB29		21 %				100.000	0.00%	NC	100.000			
ENAT1 HASSAN2022 C	TNW1CN5IM5T4	NHC32		21 %				100.000	0.00%	NC	100.000			
ENAT2 2022 9,35% B	TNQVHB5WZ2K2	NB2F9		21 %				97.100	0.00%	NC	101.750	1	100	8,250
ENAT2 2022 9,60% C	TNI9EO2MTU05	NC2F2		21 %				100.700	0.00%	NC	100.700			
ENAT2 2022T+2,40%C	TN11TIB0EPV4	NC2V2		21 %				100.000	0.00%	NC	100.000			
ENAT2 HASSAN2022 B	TNU9AUB15T16	NH2B9		21 %				100.000	0.00%	NC	100.000			
ENAT2 HASSAN2022 C	TN714WHHNWN4	NH2C2		21 %				100.000	0.00%	NC	100.000			
ENAT2 HASSAN22 APP	TNM46OWVRPO6	NH2A7		21 %				65.000	0.00%	NC	65.000			
ENAT22022 9,25%APP	TNJ1M1ZAWYG5	NA2F7		21 %	1	436	4,739	100.000	3.09%		99.000	5	23,591	251,561
ENAT22022 T+2,2% B	TNFOOWIRG8H7	NB2V9		21 %				100.000	0.00%	NC	100.000			
ENT2 22 T+2,15%APP	TNQCK0BPZ5A4	NA2V7		21 %				100.000	0.00%	NC	100.000	1	1,500	15,830
ENAT3 2022 9,35% B	TNRGVSC8DE36	NB3F9		21 %				100.170	0.00%	NC	100.170			
ENAT3 2022 9,60% C	TN4A4WPDZOC1	NC3F2		21 %				100.000	0.00%	NC	100.000			
ENAT3 2022T+2,40%C	TNIZ090I5G66	NC3V2		21 %				100.000	0.00%	NC	100.000			
ENAT32022 9,25%APP	TNXNSU5ILBI2	NA3F7		21 %				98.000	0.00%	NC	93.000	3	2,965	29,817
ENAT32022 T+2,2% B	TN0JN6PVVH38	NB3V9		21 %				100.000	0.00%	NC	100.000			
ENT3 22 T+2,15%APP	TNWL0DSWXX1	NA3V7		21 %				99.000	0.00%	NC	99.000			
BTA 8,8% Sept 2032	TNJL4N1SD7B2	B0932		21 %				100.000	0.00%	NC	100.000			
ENAT4 2022 9,4% B	TNWRCVSYL730	NB4F9		21 %				100.000	0.00%	NC	96.000	1	99	8,179
ENAT4 2022 9,60% C	TNEFCT8MXYZ3	NC4F2		21 %				100.000	0.00%	NC	100.000			
ENAT4 2022T+2,25%C	TNVFSFLG1FH4	NC4V2		21 %				100.000	0.00%	NC	100.000			
ENAT4 HASSAN2022 C	TNQR5G236GA1	NH4C2		21 %				100.000	0.00%	NC	100.000			
ENAT42022 9,35%APP	TNOAYHSVTHY1	NA4F7		21 %				99.000	0.00%	NC	99.000	3	6,201	63,723
ENAT42022T+2,05% B	TN7PM93UZP50	NB4V9		21 %				100.000	0.00%	NC	100.000			
ENAT4HASSAN2022APP	TNA3G5IE2961	NH4A7		21 %				100.000	0.00%	NC	100.000			
ENT4 2022 T+2% APP	TN2MVOGUKOA5	NA4V7		21 %				100.750	0.00%	NC	100.750			
BTA 8% Janv 2029	TNHUVZNLATV4	B0129		21 %				100.000	0.00%	NC	100.000			
ENAT1 2023 9,95% C	TNTKTEO5CIW5	NCF33		21 %				99.000	0.00%	NC	99.000			
ENAT1 2023 9,8% B	TNCGJF5TW027	NBF30		21 %				93.500	0.00%	NC	93.500			
ENAT1 2023T+1,95%C	TNHZAONAPWF9	NCV33		21 %				100.620	0.00%	NC	100.620			
ENAT1 HASSAN2023 B	TN36Q8OXFK87	NHB30		21 %				100.000	0.00%	NC	100.000			
ENAT12023 9,75%APP	TN6DQ00JBLT7	NAF28		21 %				100.000	0.00%	NC	97.000	14	54,045	589,477
ENAT12023T+1,75% B	TN3C6DVEWM76	NBV30		21 %				100.000	0.00%	NC	100.000			

ENAT1 HASSAN2023APP	TNJI7SUL94Z3	NHA28	21 %	-	-	-	100.000	0.00%	NC	100.000	-	-	-
ENT12023T+1,7% APP	TNBYTZTD1920	NAV28	21 %	-	-	-	100.000	0.00%	NC	91.000	1	3,926	39,614
ENAT2 2023 9,8% B	TNCR2TMAK1K8	NB2F0	21 %	-	-	-	99.000	0.00%	NC	99.000	-	-	-
ENAT2 2023 9,95% C	TNNZ2M9ZHIT3	NC2F3	21 %	-	-	-	97.000	0.00%	NC	97.000	-	-	-
ENAT2 2023T+1,95% C	TNDRFUSQRGB4	NC2V3	21 %	-	-	-	100.000	0.00%	NC	100.000	-	-	-
ENAT2 HASSAN23 APP	TNS70RLC1A97	NH2A8	21 %	-	-	-	63.000	0.00%	NC	70.000	2	449	2,829
ENAT22023 9,75% APP	TNNI3UPDY012	NA2F8	21 %	1	80	801	100.000	0.00%		99.010	57	27,347	293,993
ENAT22023T+1,75% B	TNN50G7PX8W5	NB2V0	21 %	-	-	-	100.000	0.00%	NC	100.000	-	-	-
ENT22023T+1,7% APP	TNHOFRXHSG72	NA2V8	21 %	-	-	-	100.000	0.00%	NC	97.000	5	15,007	161,196
BTA 8,25% Juin2031	TNN0SOORH1F1	B0631	21 %	-	-	-	98.780	0.00%	NC	95.300	2	1,500	1,596,974
BTA 9,4% aout 2033	TNNUS2JABSF6	B0833	21 %	-	-	-	99.950	0.00%	NC	100.010	1	800	831,328
BTA 9,5% aout 2035	TN19GXXADLD0	B0835	21 %	-	-	-	100.000	0.00%	NC	100.000	-	-	-
BTA 9% sept 2029	TNLRQIP00JY4	B0929	21 %	-	-	-	99.100	0.00%	NC	98.700	2	430	438,126
ENAT3 2023 9,8% B	TNVE955M6R90	NB3F0	21 %	-	-	-	100.000	0.00%	NC	100.000	-	-	-
ENAT3 2023 9,95% C	TNDSN3G1YQE9	NC3F3	21 %	-	-	-	100.000	0.00%	NC	100.000	-	-	-
ENAT3 2023T+1,95% C	TN0LAJZU8LX6	NC3V3	21 %	-	-	-	100.000	0.00%	NC	100.000	-	-	-
ENAT32023 9,75% APP	TNPECGNMPEV9	NA3F8	21 %	-	-	-	102.130	0.00%	NC	100.000	2	2,900	30,976
ENAT32023T+1,75% B	TNRS9CVT3S7	NB3V0	21 %	-	-	-	100.000	0.00%	NC	100.000	-	-	-
ENT32023T+1,7% APP	TNVI299YK4C1	NA3V8	21 %	-	-	-	97.500	0.00%	NC	97.500	-	-	-
ENAT4 2023 9,8% B	TNBII1MJCEF3	NB4F0	21 %	-	-	-	101.700	0.00%	NC	100.000	1	70,000	7,192,299
ENAT4 2023T+1,95% C	TN10K3C5R1G1	NC4V3	21 %	-	-	-	100.000	0.00%	NC	100.000	-	-	-
ENAT4 HASSAN2023 C	TNT8IJDMSJP7	NH4C3	21 %	-	-	-	100.000	0.00%	NC	100.000	-	-	-
ENAT4 HASSAN23 APP	TNNS9SUDVGS5	NH4A8	21 %	-	-	-	100.000	0.00%	NC	100.000	-	-	-
ENAT42023 9,75% APP	TNGVARQJO7Y7	NA4F8	21 %	-	-	-	102.200	0.00%	NC	96.000	5	2,126	21,806
ENAT42023 9,95% C	TNBSXXEKBFR8	NC4F3	21 %	-	-	-	100.000	0.00%	NC	100.000	-	-	-
ENAT42023T+1,75% B	TNMCPXLL1EE2	NB4V0	21 %	-	-	-	100.000	0.00%	NC	100.000	-	-	-
ENAT1 2024 9,8% B	TNUWXR58DVH5	NBF31	21 %	-	-	-	101.300	0.00%	NC	101.300	-	-	-
ENAT1 2024 9,95% C	TNRLFZ5FIX29	NCF34	21 %	-	-	-	100.000	0.00%	NC	100.000	-	-	-
ENAT1 2024T+1,95% C	TN85T11TY25	NCV34	21 %	-	-	-	100.000	0.00%	NC	100.000	-	-	-
ENAT12024 9,75% APP	TNLI8MDN3K59	NAF29	21 %	-	-	-	100.000	0.00%	NC	100.000	22	12,840	128,578
ENAT12024T+1,75% B	TN2781ZB9E10	NBV31	21 %	-	-	-	100.000	0.00%	NC	100.000	2	20,000	2,039,323
ENAT1HASSAN2024 B	TNV0IKZMIV2	NHB31	21 %	-	-	-	100.000	0.00%	NC	100.000	-	-	-
ENAT1HASSAN2024APP	TNX8RLJOS6K2	NHA29	21 %	-	-	-	100.000	0.00%	NC	100.000	-	-	-
ENT12024T+1,7% APP	TN148E224391	NAV29	21 %	-	-	-	100.000	0.00%	NC	100.000	-	-	-
ENAT2 2024 9,8% B	TNXOK9990B08	NB2F1	21 %	-	-	-	101.300	0.00%	NC	101.300	-	-	-
ENAT2 2024 9,95% C	TN5WI26K4ER0	NC2F4	21 %	-	-	-	100.000	0.00%	NC	100.000	-	-	-
ENAT2 2024T+1,95% C	TN8KXPKVKVQU2	NC2V4	21 %	-	-	-	100.000	0.00%	NC	100.000	-	-	-
ENAT22024 9,75% APP	TNGB6J5LA0W7	NA2F9	21 %	-	-	-	100.000	0.00%	NC	96.000	13	17,310	182,936
ENAT22024T+1,75% B	TNC6WBFURIQ8	NB2V1	21 %	-	-	-	100.000	0.00%	NC	100.000	-	-	-
ENAT2HASSAN2024 B	TNSTVM3VL445	NH2B1	21 %	-	-	-	100.000	0.00%	NC	100.000	-	-	-
ENAT2HASSAN24APP	TNNC5BCJLRM3	NH2A9	21 %	-	-	-	100.000	0.00%	NC	100.000	-	-	-
ENT22024T+1,7% APP	TN2ZCQJFHW9	NA2V9	21 %	-	-	-	100.000	0.00%	NC	100.000	-	-	-
ENAT3 2024 9,8% B	TNFC8O7A98F4	NB3F1	21 %	-	-	-	101.540	0.00%	NC	101.540	-	-	-
ENAT3 2024 9,95% C	TNPDPODY2398	NC3F4	21 %	-	-	-	100.000	0.00%	NC	100.000	-	-	-
ENAT3 2024T+1,95% C	TNLBC9INKV10	NC3V4	21 %	-	-	-	100.000	0.00%	NC	100.000	-	-	-
ENAT3 HASSAN2024 B	TNINM1L131F4	NH3B1	21 %	-	-	-	100.000	0.00%	NC	100.000	-	-	-
ENAT32024 9,75% APP	TNBDWIX8EYF6	NA3F9	21 %	-	-	-	98.000	0.00%	NC	94.500	2	2,600	26,241
ENAT32024T+1,75% B	TNAO0T7V1X56	NB3V1	21 %	-	-	-	100.000	0.00%	NC	100.000	-	-	-
ENT32024T+1,7% APP	TN22FOAA1509	NA3V9	21 %	-	-	-	100.000	0.00%	NC	100.000	-	-	-
BTA 9,70% Oct 2027	TN9EGII9CQ82	B1027	21 %	-	-	-	101.830	0.00%	NC	100.000	2	100	105,178
BTA 9,87% Oct 2031	TNOODT102PF5	B1031	21 %	-	-	-	100.000	0.00%	NC	100.000	-	-	-
BTA 9,80% Oct 2028	TN87SF5T9RO3	B1028	21 %	-	-	-	100.000	0.00%	NC	100.000	-	-	-
ENAT4 2024 9,8% B	TN9092FJVKK8	NB4F1	21 %	-	-	-	101.400	0.00%	NC	101.400	-	-	-
ENAT4 2024 9,95% C	TNGCLJS7FYQ7	NC4F4	21 %	-	-	-	102.400	0.00%	NC	102.400	-	-	-
ENAT4 2024T+1,95% C	TNTPNCECEBC3	NC4V4	21 %	-	-	-	100.000	0.00%	NC	100.000	-	-	-
ENAT4 HASSAN2024 B	TNZQNUDKX2Y3	NH4B1	21 %	-	-	-	100.000	0.00%	NC	100.000	-	-	-
ENAT42024 9,75% APP	TN9CYAY77XT1	NA4F9	21 %	-	-	-	102.700	0.00%	NC	95.000	6	64,400	676,561
ENAT42024T+1,75% B	TN45VKDAPM79	NB4V1	21 %	-	-	-	100.000	0.00%	NC	100.000	-	-	-
ENT42024T+1,7% APP	TNSAWK5L94U9	NA4V9	21 %	-	-	-	100.000	0.00%	NC	100.000	-	-	-
BTA 9,89% Juin2033	TN15BPOGW9F1	B0633	21 %	-	-	-	100.000	0.00%	NC	100.000	-	-	-
BTA 9,90% Dec 2034	TNXJGTAROH4	B1234	21 %	-	-	-	100.000	0.00%	NC	100.000	-	-	-
BTA 9,87% Janv2032	TNCYAUILJ413	B0132	21 %	-	-	-	104.460	0.00%	NC	101.310	4	800	830,894
BTA 9,83% mars2034	TNV7HGOLTYL8	B0334	21 %	-	-	-	100.000	0.00%	NC	100.000	-	-	-
BTA 9,28% juin2028	TNL8K8A9Q440	B0628	21 %	-	-	-	100.000	0.00%	NC	100.000	-	-	-
BTA 9,49% juin2034	TNBF55WVBO32	B0634	21 %	-	-	-	100.000	0.00%	NC	100.000	-	-	-
BTA 9,37% juin2029	TNNC6SZ1UFM6	B0629	21 %	-	-	-	100.270	0.00%	NC	100.000	1	100	105,687
BTA 9,45% juil2035	TNEHPA8HGPD7	B0735	21 %	-	-	-	100.000	0.00%	NC	100.000	-	-	-
BTA 9,31% juin2030	TNXS9NK4WGP1	B0630	21 %	-	-	-	101.760	0.00%	NC	100.730	5	700	748,327
BTA 9,28% mars2029	TN5NNTY0MW2	B0329	21 %	-	-	-	100.000	0.00%	NC	100.000	-	-	-
BTA 9,40% Dec 2035	TNQEVM1AZTU8	B1235	21 %	-	-	-	100.000	0.00%	NC	100.000	-	-	-
BTA 7,75% Mars2035	TNRZET64V1L9	B0335	21 %	-	-	-	100.000	0.00%	NC	100.000	-	-	-
BTA 7,75% Mars2036	TN673BVAIR04	B0336	21 %	-	-	-	100.000	0.00%	NC	100.000	-	-	-
BTA 7,75% Mars2038	TNEF0249ZM68	B0338	21 %	-	-	-	92.160	0.00%	NC	100.000	3	59,000	55,126,044
BTA 7,50% Sept2034	TN7AELB464P3	B0934	21 %	-	-	-	100.000	0.00%	NC	100.000	-	-	-
BTA 8,45% Sept2030	TNGTIJFRR1B4	B0930	21 %	-	-	-	100.000	0.00%	NC	100.000	-	-	-
Total				2	516	5,540					242	648,339	91,322,061

Obligations privées

Trading session of 05/21/2026

Year 2026

Sector / Issuer / Security	ISIN code	Mnemonic	Group	Unit	Trades	Volume	Value (TND)	Closing Price	Daily change	Indicator	Open	Trades	Volume	Value (TND)
BANQUES														
ABC TUNISIE														
ABCB0627 11.5%P7-2	TN0007780075	AC20B		21 %							NC	100.000		
AMEN BANK														
AB0528 7.0%AP20	TN0003400330	ABS5B		21 %							NC	100.000		
ABSC0228 9.4%AP7-2	TN0003400678	ABS3C		21 %							NC	100.000		
AB SA0428T+2.7P7-2	TN0003400686	ABS1A		21 %							NC	100.000		
AB SB0431T+2.8AP10	TN0003400694	ABS1B		21 %							NC	100.000		
ABSA1028 10.05%AP5	TNDE9EH7SA12	AB3AF		21 %							NC	100.000		
ABSA1028T+2.15%AP5	TNL8PGUB9C93	AB3AV		21 %							NC	100.000		
ABSC1030 10.2%P7-2	TN5PTKYMCD13	AB3CF		21 %							NC	100.000		
ABSC1030T+2.3%P7-2	TNTMJ1DJ4SH4	AB3CV		21 %							NC	100.000		
ABSD1030 10.3% IF7	TN0GGAF4RX47	AB3DF		21 %							NC	100.000		
ABSD1030 T+2.4%IF7	TNR3ZRJWC984	AB3DV		21 %							NC	100.000		
ABSA1130T+1.65%AP5	TNQK7QIECB53	AB5SA		21 %							NC	100.000	2	35
ABSB1132T+1.75P7-2	TNA327AYXXX2	AB5SB		21 %							NC	100.000	1	30,000
ARAB TUNISIAN BANK														
ATB0527T+1.75%AP20	TN0003600491	ATB7C		21 %							NC	100.000		
ATB0532T+2.0%AP25	TN0003600509	ATB7D		21 %							NC	100.000		
ATB0529 5.9%P20-5	TN0003600582	ATB82		21 %							NC	100.000		
ATBSB0328T+2.1AP10	TN0003600657	ATBSB		21 %							NC	100.000		
BANQUE DE TUNISIE ET DES EMIRATS														
BTE0930 5.85%AP20	TN0001300607	BE10B		21 %							NC	100.000		
BTE0232 6.25%P20	TN0001300623	BE11F		21 %							NC	100.000		
BTEB0127 11.5%P7-2	TN0001300680	BE9BF		21 %							NC	100.000		
BTEB0127T+3.25P7-2	TN0001300698	BE9BV		21 %							NC	100.000		
BANQUE INTERNATIONALE ARABE DE TUNISIE														
BSA0627 8.75% P5PP	TN0S9Z110G78	B22AF		21 %							NC	100.000		
BSA0627T+2.55%P5PP	TN2XZTDCR70	B22AV		21 %							NC	100.000		
BSB0627 8.75% P5	TNBLRFH96SL4	B22BF		21 %							NC	100.130		
BSB0627T+2.55% P5	TNUALDKV3BS3	B22BV		21 %							NC	100.000		
BSC0627 9.15% IF5	TNODT4SXV9P9	B22CF		21 %							NC	98.440		
BSC0627T+2.95% IF5	TN9MG9SI38K0	B22CV		21 %							NC	91.720	2	3,280
BSD0629 9.20% P7-2	TN8J8QFA4123	B22DF		21 %							NC	100.000		
BSD0629 T+3% P7-2	TNG0JL1IIN67	B22DV		21 %							NC	100.000		
BSE0629 9.45% IF7	TNPZ2BZUFO23	B22EF		21 %							NC	100.000		
BSE0629T+3.25% IF7	TN4IAOG1Z7S3	B22EV		21 %							NC	100.000		
BSF0632 9.60%P10-5	TNGQ611JKPR4	B22FF		21 %							NC	100.000		
BSF0632T+3.35P10-5	TNDJUT047VF9	B22FV		21 %							NC	100.180		
BSG0632 9.70% IF10	TNFSFT39R800	B22GF		21 %							NC	100.760		
BSG0632T+3.45%IF10	TNHD4NKEWF69	B22GV		21 %							NC	100.000		
BANQUE TUNISO KOWEITIENNE														
BTK0230 5.85%P20	TN0004620142	BTK9D		21 %							NC	100.000		
BTK0130 T+2.5% AP5	TN3Z8BRRN997	BTK24		21 %							NC	100.000		
BH BANK														
BH SC1028 9.1%P7-2	TN0PIDORGAE6	BS21C		21 %							NC	99.970		
BHSA1026T+2.55P5-1	TNSH8NXC1WC4	BS21A		21 %							NC	100.860	2	2,877
BHSB1026T+2.7%INF5	TNIHWO49ARG5	BS21B		21 %							NC	100.000		
BHSD1028T+2.9%P7-2	TNA4HARL4UU5	BS21D		21 %							NC	100.000		
SOCIETE TUNISIENNE DE BANQUE														
STB0528T+1.75%AP20	TN0002601003	STB8C		21 %							NC	100.000		
STB0533 T+2.0%AP25	TN0002601011	STB8D		21 %							NC	100.000		
STB SC1126 11%P7-2	TN0002601169	S91CF		21 %							NC	100.150		
STBSC1126T+2.8P7-2	TN0002601177	S91CV		21 %							NC	100.000		
STBSD1126 11.5%IF7	TN0002601185	SB91D		21 %							NC	100.000		
STB SC0427 11%P7-2	TN0002601219	S20CF		21 %							NC	100.150		
STBSA0127 8.7% AP5	TNWQS0MZ65V8	S21AF		21 %							NC	99.520		
STBSA0127T+2.3%AP5	TN8X3GZLYOR8	S21AV		21 %							NC	98.820		
STBSB0127 8.95%IF5	TNTGLIP3KDL6	S21BF		21 %							NC	100.000		
STBSB0127T+2.55IF5	TN4UMPL967X2	S21BV		21 %							NC	100.000		
STBSC0127 9.1% AP5	TNXFR5BNBPM9	S21CF		21 %							NC	100.000		
STBSC0127T+2.7%AP5	TN2MYCP047G7	S21CV		21 %							NC	100.000		
STBSD0127 9.35%IF5	TNL6Z2LXMEP5	S21DF		21 %							NC	100.000		
STBSE0127 8.7% AP5	TN0R77XCOAH0	S21EF		21 %							NC	100.000		
UNION BANCAIRE POUR LE COMMERCE ET L INDUSTRIE														
UBCIS1130 9.30%AP5	TNTWU2KQRW54	UB55A		21 %							NC	100.000	2	600
UBCIS1132 9.4%P7-2	TN8S8S99B8S7	UB55C		21 %							NC	100.000		
UBCIS0131 9.10%AP5	TN4X28FG1HN5	UB52A		21 %							NC	100.000		
UBCIS0133 9.2%P7-2	TNATYLQMS1D3	UB52C		21 %							NC	100.000		
UNION INTERNATIONALE DE BANQUES														
UIB0729 5.85%AP20	TN0003900248	UB91C		21 %							NC	95.000		
UIB0831 6.3%P20	TN0003900263	U111B		21 %							NC	91.600	4	8,943
UIB0133 6.70% AP20	TN0003900305	UB21C		21 %							NC	100.000		
UNION INTERNATIONALE DE BANQUES														

WIFIKA INTERNASIONAL BANK												
WIB ID 0626 11%P7	TN0007200207	WB19D	21 %	--	--	--	100.000	0.00%	NC	100.000	--	--
WIBIC0626 10.75%P7	TN0007200199	WB19C	21 %	--	--	--	98.000	0.00%	NC	98.000	--	--
WC0133 10.25%P10-2	TNMC9HTIB5A4	WB22C	21 %	--	--	--	100.000	0.00%	NC	100.000	--	--
WIB A 0128 9.25%P5	TNR4CLXNS261	WB22A	21 %	--	--	--	100.000	0.00%	NC	100.000	--	--
WIBB0130 9.75%P7-2	TN6K3B3UUB12	WB22B	21 %	--	--	--	100.000	0.00%	NC	100.000	--	--
SERVICES FINANCIERS												
ARAB TUNISIAN LEASE												
ATL A0127 9.6% AP5	TNFUHZ3R7VR5	AT21A	21 %	--	--	--	100.900	0.00%	NC	99.580	2	1,820 37,455
ATL B0129 9.8%P7-2	TN6KZZZEJ5N2	AT21B	21 %	--	--	--	100.000	0.00%	NC	100.000	--	--
ATLB1029 10.3%P7-2	TNNW3558ZUL9	AT22B	21 %	--	--	--	100.000	0.00%	NC	100.000	--	--
ATL A 1027 10% AP5	TN8DSPQCBC06	AT22A	21 %	--	--	--	100.000	0.00%	NC	99.010	4	6,160 258,794
ATLA0228 10.5% AP5	TNMA55MMDD46	AT23A	21 %	--	--	--	100.000	0.00%	NC	100.000	--	--
ATLB0230 10.7%P7-2	TNBW1945JEA5	AT23B	21 %	--	--	--	100.000	0.00%	NC	100.000	--	--
ATLA1028 10.7% AP5	TN06F5NFW3K1	A232A	21 %	--	--	--	99.340	0.00%	NC	99.340	--	--
ATLB1030 10.9%P7-2	TNWYE1PN6WF5	A232B	21 %	--	--	--	100.000	0.00%	NC	100.000	--	--
ATL0529 10.55% AP5	TNIKWGWIVBC2	AT241	21 %	--	--	--	101.800	0.00%	NC	99.250	2	3,510 311,340
ATL0130 10.35% AP5	TNTUDMZLCA16	AT242	21 %	--	--	--	102.290	0.00%	NC	100.000	1	700 58,600
ATL0830 9.65% AP5	TNHOASGSR955	AT251	21 %	--	--	--	102.320	0.00%	NC	100.000	3	1,918 207,101
ATL0331 9.15% AP5	TN7XUIXDVQY8	AT252	21 %	--	--	--	100.000	0.00%	NC	100.000	--	--
ATTIJARI LEASING												
TJL A 0927 10% AP5	TN4J4VCBM140	JL22F	21 %	--	--	--	100.000	0.00%	NC	100.000	--	--
TJLB927 T+2.75%AP5	TNCTFVWUXV74	JL22V	21 %	--	--	--	100.000	0.00%	NC	100.000	--	--
TJL 1028 10.7% AP5	TNMEZPU3I4U2	JL23F	21 %	--	--	--	100.000	0.00%	NC	100.000	--	--
TJL 0329 10.6% AP5	TN06AI2ZF0D3	JL24F	21 %	--	--	--	99.610	0.00%	NC	99.610	1	192 11,488
TJL 0329T+2.5% AP5	TN88JDDM1JY5	JL24V	21 %	--	--	--	100.000	0.00%	NC	100.000	--	--
BTK LEASING												
BTKLS0930 9.4% AP5	TN1T1YC5F1E6	BTKLF	21 %	--	--	--	100.000	0.00%	NC	100.000	--	--
BTKLS930T+2.25%AP5	TNTFJ0AWNBP7	BTKLV	21 %	--	--	--	100.000	0.00%	NC	100.000	--	--
COMPAGNIE INTERNATIONALE DE LEASING												
CIL0628 10.55% AP5	TNY1F6BOX6F5	CL23F	21 %	--	--	--	101.330	0.00%	NC	100.000	1	500 33,078
DAAM TAMWEEL												
DAAM1030 10.1% AP5	TNTEPPETCXN3	DAM25	21 %	--	--	--	100.000	0.00%	NC	100.000	--	--
ENDA TAMWEEL												
ENDA A0729 10.8%P5	TNCYRNRQ4UA6	ENDAF	21 %	--	--	--	99.250	0.00%	NC	99.250	--	--
ENDA A0729T+2.9%P5	TN44RRP7AMA4	ENDAV	21 %	--	--	--	100.000	0.00%	NC	100.000	--	--
ENDA B0731 11%P7-2	TNNEAGRSF0D0	ENDBF	21 %	--	--	--	100.000	0.00%	NC	100.000	--	--
ENDA A0630 10%P5	TN632S5VO835	NDAAF	21 %	--	--	--	100.000	0.00%	NC	100.000	--	--
ENDA A0630T+2.5%P5	TNJUB2R91MN4	NDAAV	21 %	--	--	--	100.000	0.00%	NC	100.000	--	--
ENDAB632 10.2%P7-2	TNUPKQSV5F28	NDABF	21 %	--	--	--	100.000	0.00%	NC	100.000	--	--
HANNIBAL LEASE												
HLB0228 10.1%AP7-2	TN0007310584	H211B	21 %	--	--	--	100.000	0.00%	NC	100.000	--	--
HL A0327 9.6% AP5	TN77U54Q5NV3	H22AF	21 %	--	--	--	100.000	0.00%	NC	100.000	--	--
HL B0329 9.8%P7-2	TNJQTACHIQQ5	H22BF	21 %	--	--	--	100.000	0.00%	NC	100.000	--	--
HLA0328 10.75% AP5	TNL7VQZVHR54	H231F	21 %	--	--	--	100.000	0.00%	NC	100.000	--	--
HLB0328 T+2.6% AP5	TNAGSVAWF5T2	H231V	21 %	--	--	--	100.000	0.00%	NC	100.000	--	--
HL A0429 10.7% AP5	TNAQSF8ZD1W1	H241F	21 %	--	--	--	100.000	0.00%	NC	100.000	--	--
HL 0430 10.20% AP5	TN1PFTZ4HEM1	HL251	21 %	--	--	--	100.000	0.00%	NC	100.000	1	30,000 2,404,024
TAYSIR MICROFINANCE												
TAY A1029 10.9%P5	TNEDMOU67Y09	TAYAF	21 %	--	--	--	100.000	0.00%	NC	100.000	--	--
TAY A1029T+2.95%P5	TNYQ67ISIXE1	TAYAV	21 %	--	--	--	100.000	0.00%	NC	100.000	--	--
TAYB1031 11.1%P7-2	TNAX90TPIFM2	TAYBF	21 %	--	--	--	100.000	0.00%	NC	100.000	--	--
TAYB1031T+3.2%P7-2	TNS5WSWT6FD4	TAYBV	21 %	--	--	--	100.000	0.00%	NC	100.000	--	--
TAYSIR 0431 9.4%P5	TNDCN0PSCAD9	TAY6F	21 %	--	--	--	100.000	0.00%	NC	100.000	--	--
TAYSIR0431T+2.4%P5	TNRVE5COXCO6	TAY6V	21 %	--	--	--	100.000	0.00%	NC	100.000	--	--
TUNISIE LEASING ET FACTORING												
TL B0626 11.7%P7-2	TN0002102127	T91BF	21 %	--	--	--	102.630	0.00%	NC	102.630	--	--
TLF SA1026 9.8%AP5	TNZSBU7F6WY7	T21SA	21 %	--	--	--	100.880	0.00%	NC	100.880	--	--
TLF 0427 9.6% AP5	TNYJL6N2AEP6	TL22F	21 %	--	--	--	100.440	0.00%	NC	100.440	--	--
TLF0427 T+2.75%AP5	TNKU48FZVRH1	TL22V	21 %	--	--	--	100.000	0.00%	NC	100.000	--	--
TLF 1027 10% AP5	TNXIY8MEDJE3	T222F	21 %	--	--	--	100.000	0.00%	NC	100.000	--	--
TLF1027 T+2.75%AP5	TNR0O99VZUY8	T222V	21 %	--	--	--	100.000	0.00%	NC	100.000	--	--
TLF0428 10.55% AP5	TN99P72UERY9	TL231	21 %	--	--	--	100.000	0.00%	NC	100.000	--	--
TLF0129 10.70% AP5	TNMCJHUZPRD0	TL23F	21 %	--	--	--	101.760	0.00%	NC	99.130	3	3,910 244,742
TLF0129T+2.5%AP5	TNQYE48RCJT2	TL23V	21 %	--	--	--	100.000	0.00%	NC	100.000	--	--
TLF 0529T+2.5% AP5	TNUSNP2H8PH1	TL24V	21 %	--	--	--	100.000	0.00%	NC	100.000	--	--
TLF0529 10.60% AP5	TN4SCYEXIVY5	TL24F	21 %	--	--	--	102.510	0.00%	NC	100.000	1	350 31,451
TLF0929 10.50% AP5	TNIPE0BZOLR6	T242F	21 %	--	--	--	100.000	0.00%	NC	100.000	--	--
TLF0929 T+2.5% AP5	TNP89T6GPDQ0	T242V	21 %	--	--	--	100.000	0.00%	NC	100.000	--	--
TLF 0530 10% AP5	TNQ8KNUQO9D7	TL251	21 %	--	--	--	100.000	0.00%	NC	100.000	2	21,100 2,316,795
TLFS1130 9.25% AP5	TNMTWPZD31L4	TL525	21 %	--	--	--	100.000	0.00%	NC	100.000	--	--
Total				0	0	0					34	115,895 9,751,403

Instruments – Over-the-Counter Market

Equities

Trading session of 05/21/2026											Year 2026				
Company	ISIN code	Mnemonic	Group	Trades	Volume	Trading value	Closing Price	Daily change	Indicator		Open	Annual yield	Trades	Volume	Value (TND)
SITEX	TN0004300307	SITEX		13	–	–	–	3.250	0.00%	NC	2.410	34.86%	2	2	6
STE TUN. DU SUCRE	TN0006170013	STS		13	–	–	–	10.540	-2.95%	B	9.600	9.79%	60	3,694	36,044
Total					0	0	0						62	3,696	36,049

Lignes Secondaires

Trading session of 05/21/2026											Year 2026				
Company	ISIN code	Mnemonic	Group	Trades	Volume	Trading value	Closing Price	Daily change	Indicator		Dernier cours	Trades	Volume	Value (TND)	
No Data															

Other

Trading session of 05/21/2026											Year 2026				
Company	ISIN code	Mnemonic	Group	Trades	Volume	Trading value	Closing Price	Daily change	Indicator		Open	Annual yield	Trades	Volume	Value (TND)
No Data															