

May 18 2026

MO	TU	WE	TH	FR	SA	SU
				01	02	03
04	05	06	07	08	09	10
11	12	13	14	15	16	17
18	19	20	21	22	23	24
25	26	27	28	29	30	31

# MARKET OVERVIEW 2026

## Summary

Market Indicators & Activity

2

Main Market: Rankings

4

Main Market: by segment & by listing group

6

Main Market: by investors category

8

Bond Market

9

Over-the-counter Market

10

Year in Review

11

Instruments

21

# Market Indicators & Activity

Trading session of 18/05/2026

Capitalization (MD) **44,833**

Daily Change : **0.51%**

Annual Change : **29.33%**

Markets	Block Trades	Block Quantity	Block Value	Trades	Volume	Value(TND)
Main Market	0	0	0	4,999	1,571,574	18,074,801

Listed Companies	Gainers	Losers	Unchanged	Unlisted	Halted
75	26	30	11	6	2

## Value in TND

### Trading Session

**22,734,876**

Total

**18,074,801**

Shares trading value

**10,598**

Bonds trading value

**0**

Over-the-Counter (OTC)

**4,649,477**

Registrations

**0**

Declarations

**TUNINDEX**  
**17,516.59**

Daily Change  
**0.77%**  
Annual Change  
**30.24%**

Year High  
**17,516.59**  
18/05/2026

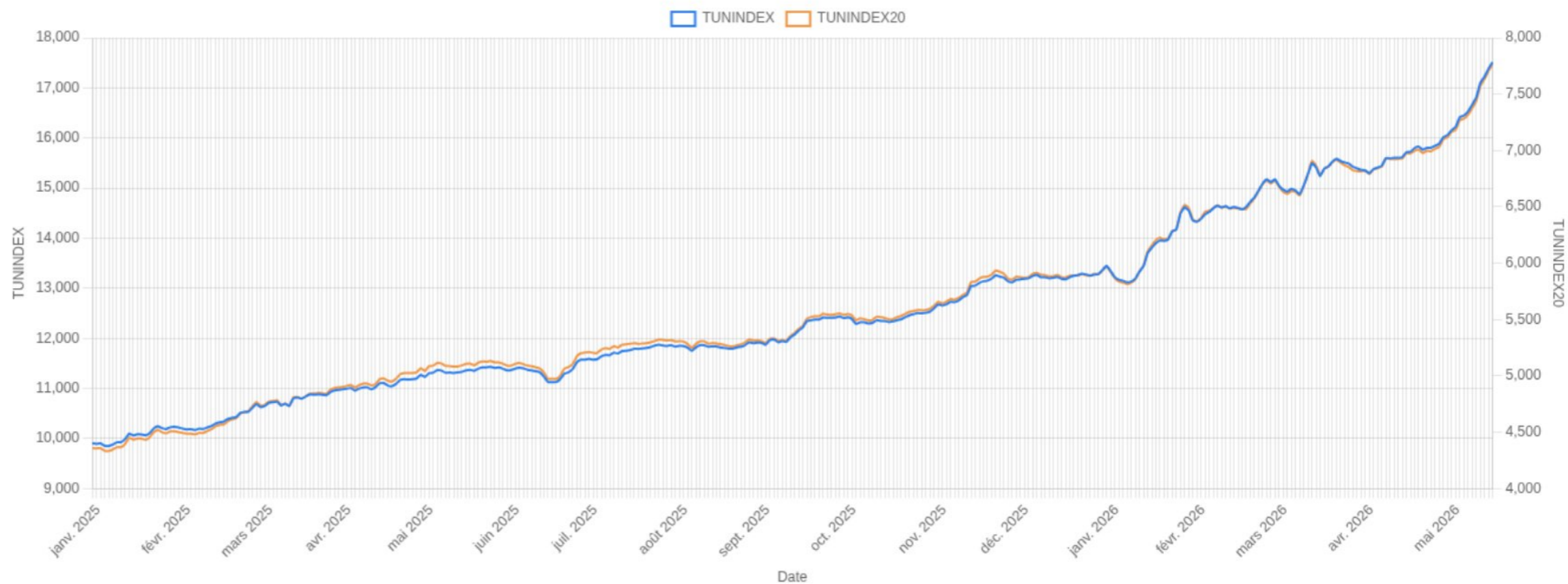
Year Low  
**13,119.98**  
08/01/2026

**TUNINDEX20**  
**7,769.16**

Daily Change  
**0.81%**  
Annual Change  
**30.02%**

Year High  
**7,769.16**  
18/05/2026

Year Low  
**5,814.06**  
08/01/2026



## Traded Volume

### Trading Session

**1,854,314**  
Total

**1,571,574**  
Shares trading value

**976**  
Bonds trading value

**0**  
Over-the-Counter (OTC)

**281,764**  
Registrations

**0**  
Declarations

Sector Indices	Today's Index	Previous Close	Daily Change	Year-to-Date Change	Weight in TUNINDEX	Year High	Year Low
FINANCIALS INDEX	13,739.39	13,556.68	1.35%	31.80%	63.76%	18/05/2026	10,105.95
BANKS INDEX	12,820.85	12,635.22	1.47%	32.59%	56.15%	18/05/2026	9,352.37
INSURANCE INDEX	24,238.78	23,997.09	1.01%	22.38%	4.13%	18/05/2026	18,967.75
FINANCIAL SERVICES INDEX	24,516.99	24,560.98	-0.18%	30.88%	3.48%	15/05/2026	18,552.98
CONSUMER SERVICES INDEX	6,893.32	6,856.25	0.54%	38.31%	3.67%	18/05/2026	4,851.51
RETAIL INDEX	10,860.39	10,801.99	0.54%	38.31%	3.67%	18/05/2026	7,643.54
CONSUMER GOODS INDEX	13,950.97	13,999.54	-0.35%	22.88%	20.52%	14/05/2026	11,231.70
FOOD & BEVERAGE INDEX	18,339.44	18,370.13	-0.17%	30.40%	16.64%	15/05/2026	13,932.63
PERSONAL & HOUSEHOLD GOODS INDEX	3,491.90	3,531.15	-1.11%	-1.52%	3.88%	15/01/2026	3,414.75
INDUSTRIALS INDEX	2,436.87	2,461.10	-0.98%	35.33%	7.80%	15/05/2026	1,741.88
CONSTRUCTION & MATERIALS INDEX	813.38	817.49	-0.50%	4.48%	2.71%	20/04/2026	739.65
BASIC MATERIALS INDEX	8,569.51	8,439.21	1.54%	26.12%	2.01%	18/05/2026	6,561.86

## Number of Transactions

### Trading Session

**5,004**  
Total

**4,999**  
Shares trading value

**2**  
Bonds trading value

**0**  
Over-the-Counter (OTC)

**3**  
Registrations

**0**  
Declarations

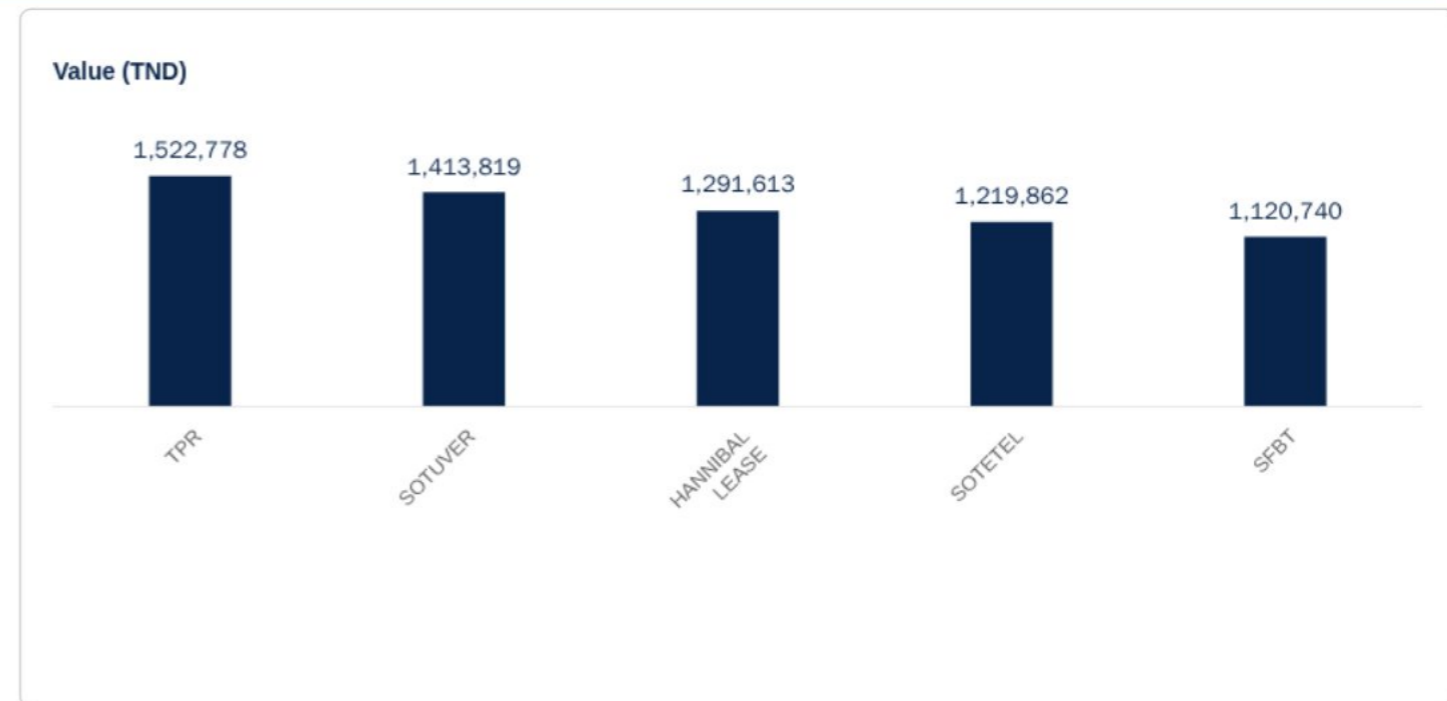
Daily Change of Sector Indices



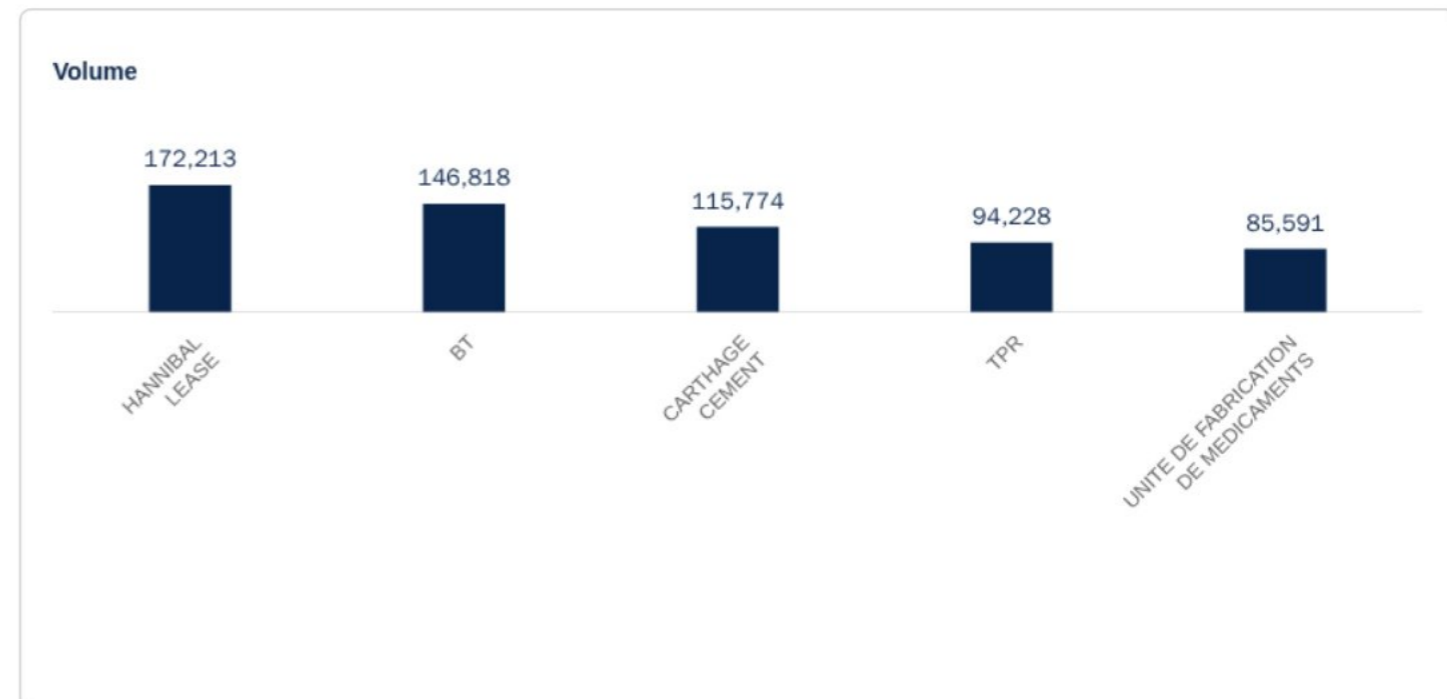
# Main Market: Rankings

## Most active securities

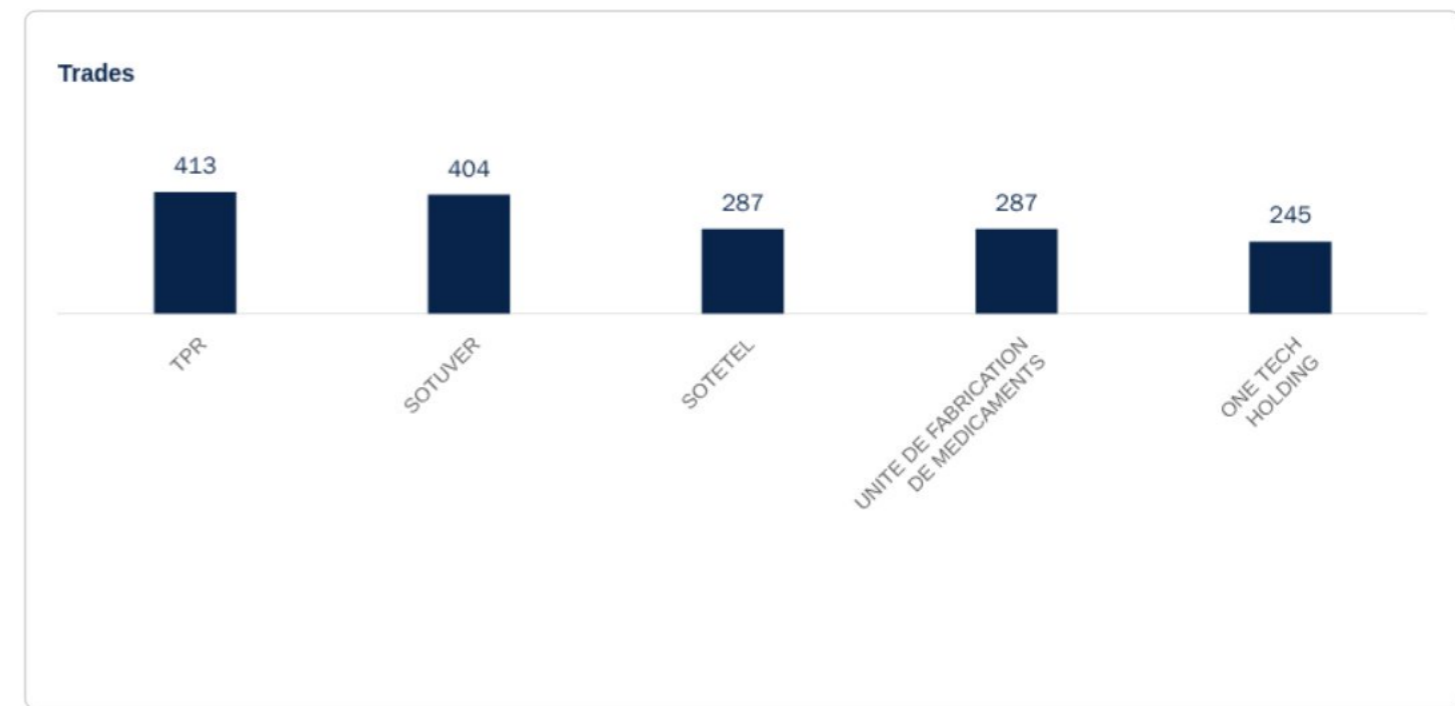
Company	Compartment	Group	Value (TND) ▼
TPR	A	11	1,522,778
SOTUVER	A	11	1,413,819
HANNIBAL LEASE	B	12	1,291,613
SOTETEL	B	11	1,219,862
SFBT	A	11	1,120,740



Company	Compartment	Group	Volume ▼
HANNIBAL LEASE	B	12	172,213
BT	A	11	146,818
CARTHAGE CEMENT	A	11	115,774
TPR	A	11	94,228
UNITE DE FABRICATION DE MEDICAMENTS	A	11	85,591

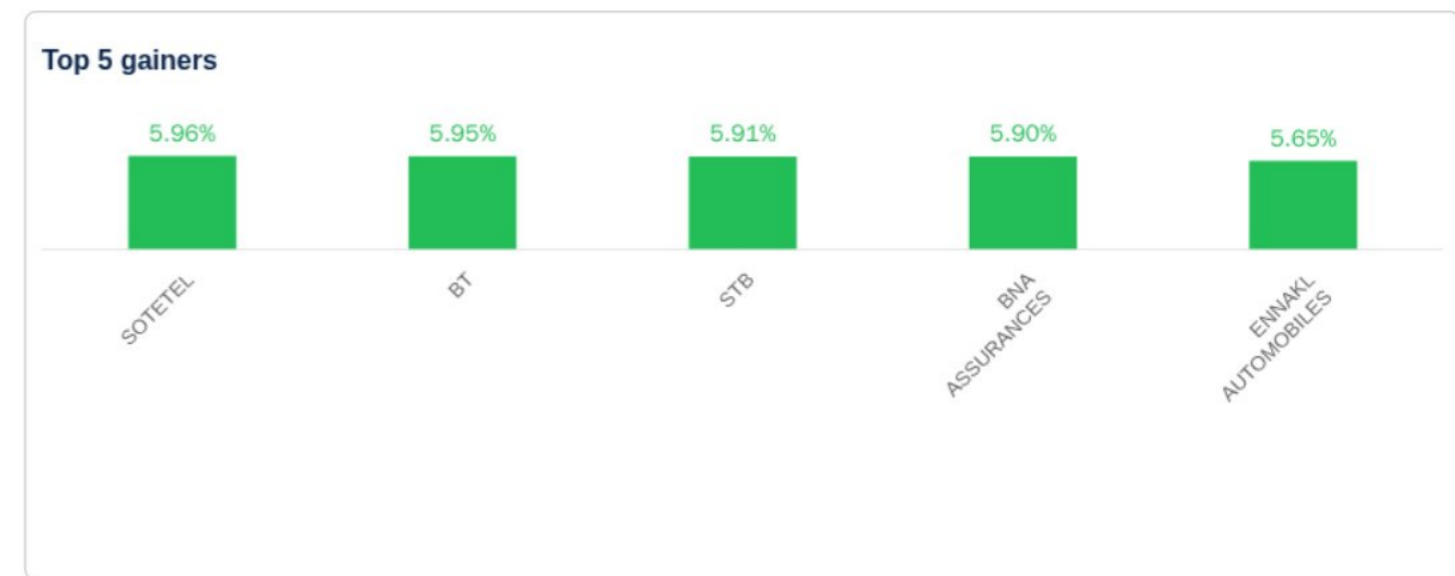


Company	Compartment	Group	Trades ▼
TPR	A	11	413
SOTUVER	A	11	404
SOTETEL	B	11	287
UNITE DE FABRICATION DE MEDICAMENTS	A	11	287
ONE TECH HOLDING	A	11	245

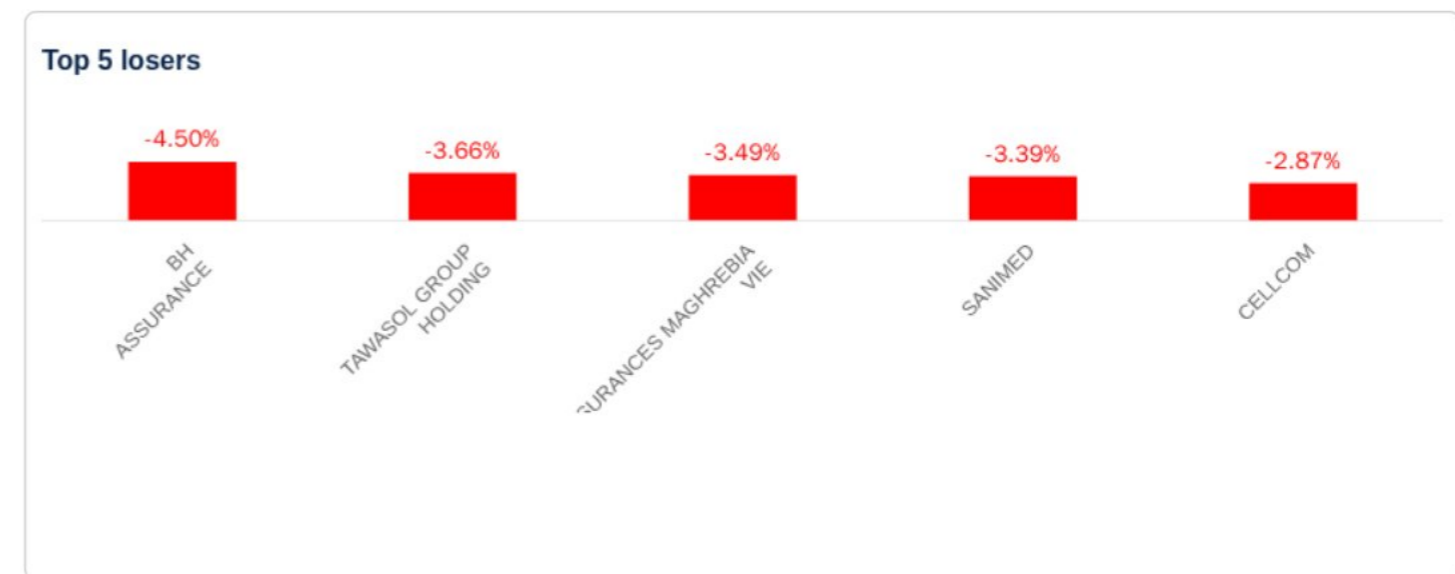


### Significant differences

Company	Group	Closing Price	Daily change ▼
SOTETEL	11	15.290	5.96%
BT	11	7.480	5.95%
STB	11	6.630	5.91%
BNA ASSURANCES	11	3.590	5.90%
ENNAKL AUTOMOBILES	11	18.900	5.65%



Company	Group	Closing Price	Daily change ▼
BH ASSURANCE	12	63.510	-4.50%
TAWASOL GROUP HOLDING	99	0.790	-3.66%
ASSURANCES MAGHREBIA VIE	11	9.400	-3.49%
SANIMED	99	0.570	-3.39%
CELLCOM	11	2.030	-2.87%

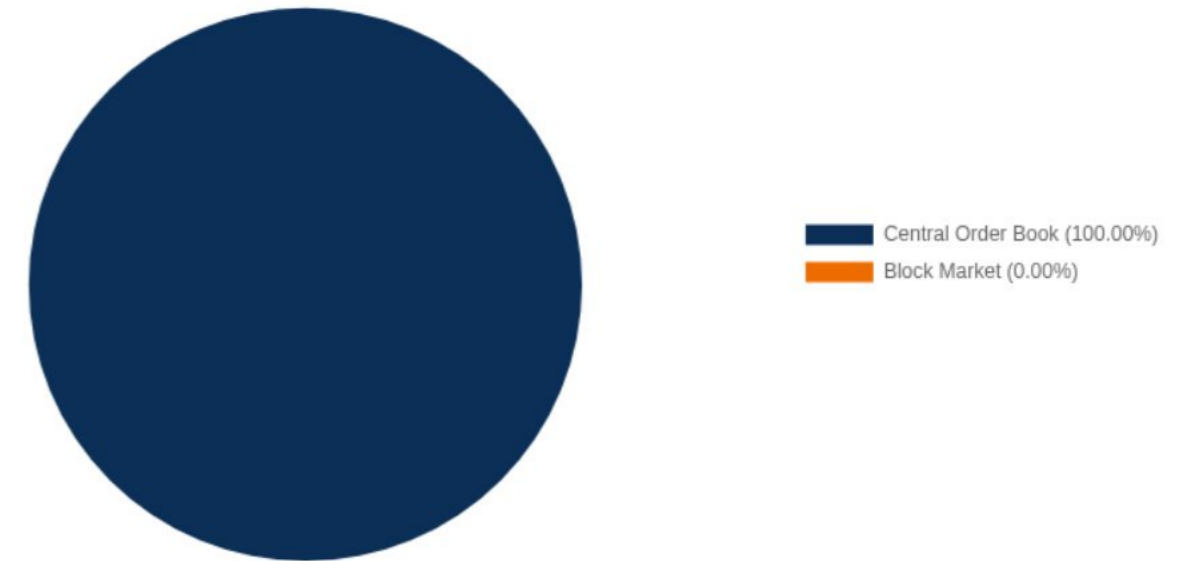


## Main Market: by Segment & by Listing Group

### Breakdown of trading value by Central order Book & Block market

Market	Trades	Volume	Value (TND)	Value in % ▼
Central Order Book	4,999	1,571,574	18,074,801	100.00%
Block Market	0	0	0	0.00%
<b>Total</b>	<b>4,999</b>	<b>1,571,574</b>	<b>18,074,801</b>	<b>100.00%</b>

Volume breakdown between Central Order Book and Block Market



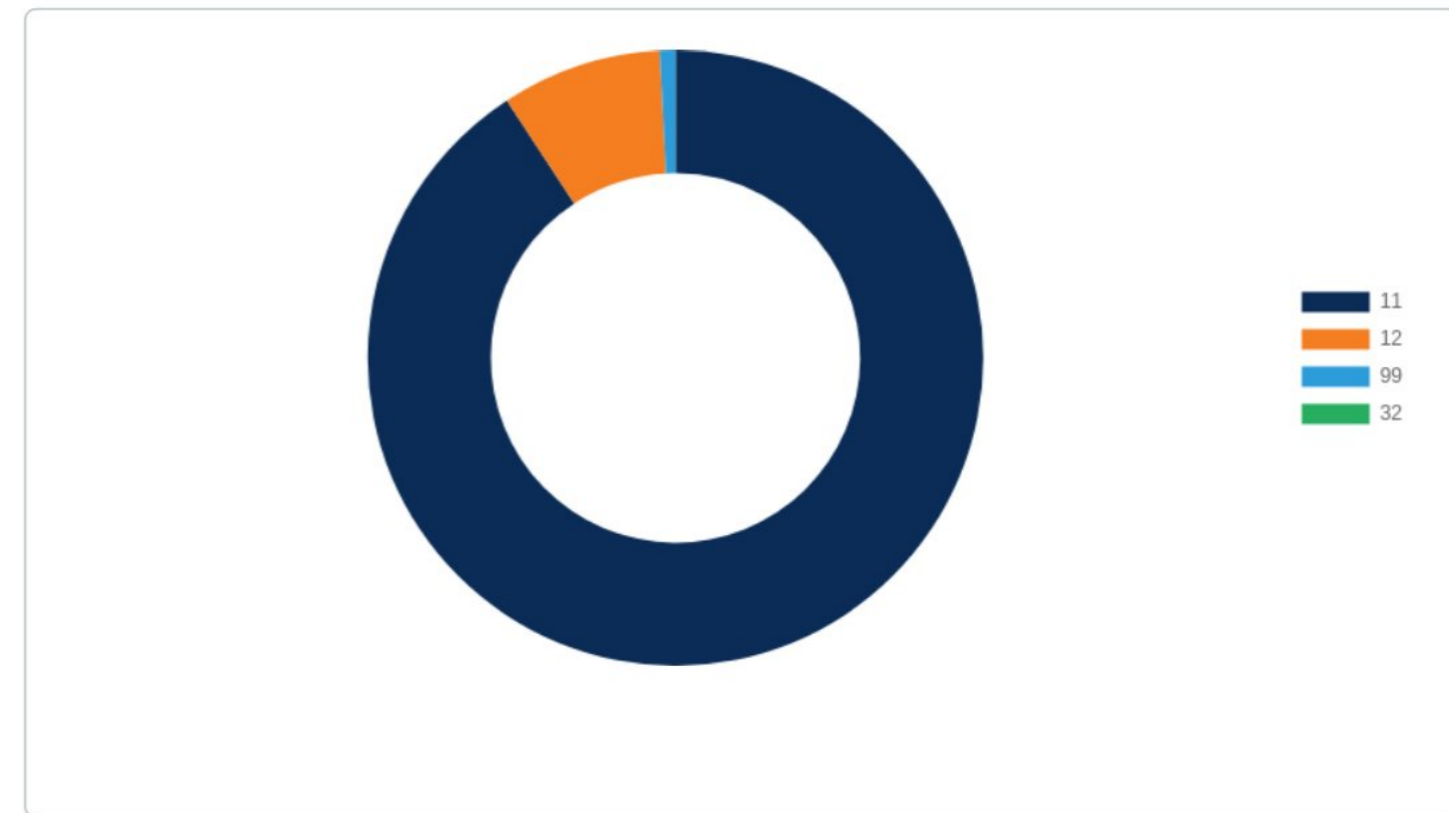
### Breakdown of trading value by segment

Compartment	Trades	Volume	Value (TND)	Value in % ▼
A	3,439	1,002,841	13,388,112	74.07%
B	1,438	516,676	4,540,095	25.12%
S	122	52,057	146,595	0.81%
<b>Total</b>	<b>4,999</b>	<b>1,571,574</b>	<b>18,074,801</b>	<b>100.00%</b>



### Breakdown of trading value by trading group

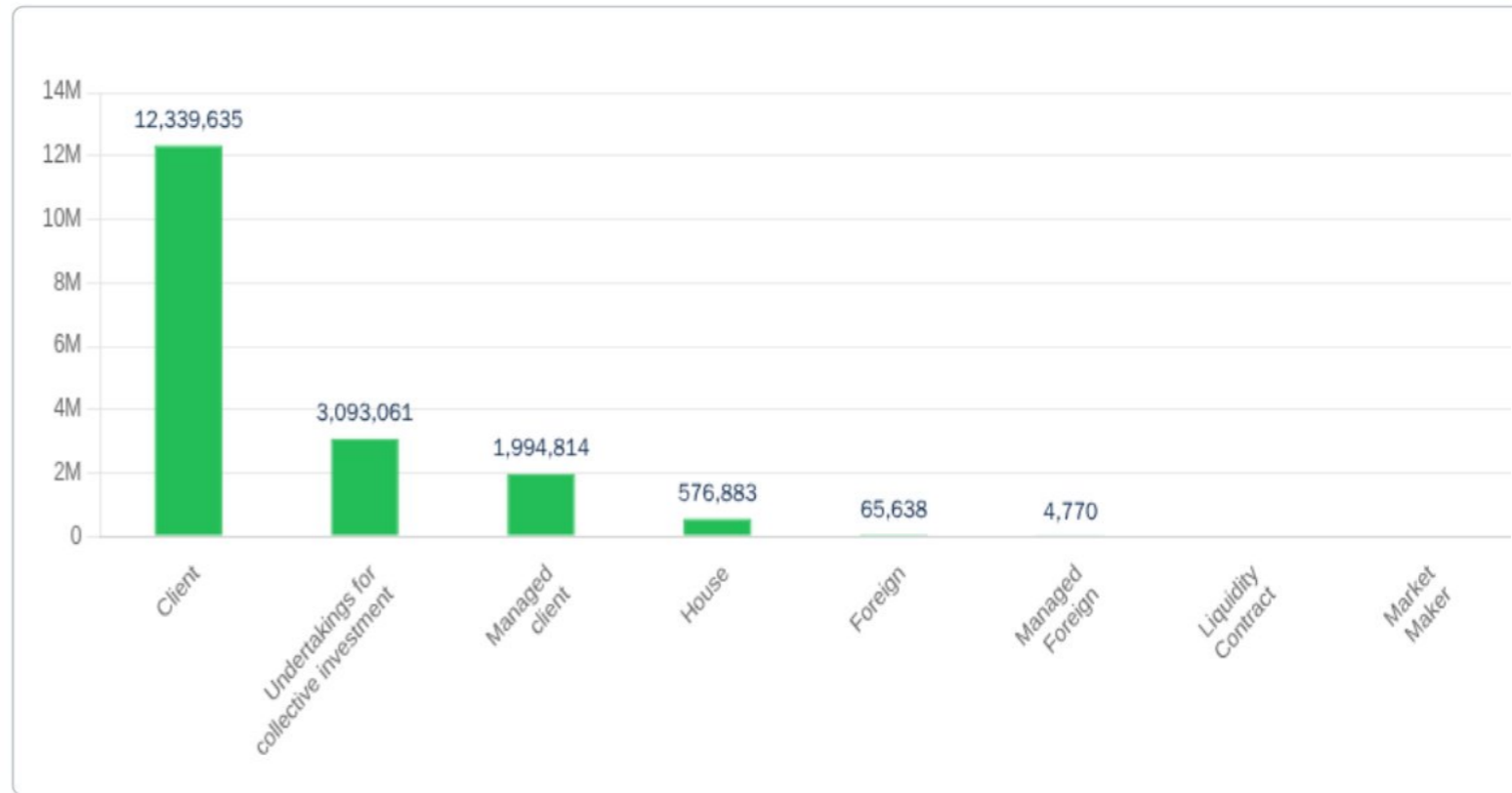
Listing Group	Trades	Volume	Value (TND)	Value in % ▼
11	4,672	1,322,732	16,405,662	90.77%
12	157	196,509	1,521,500	8.42%
99	118	52,044	146,595	0.81%
32	52	289	1,044	0.01%
<b>Total</b>	<b>4,999</b>	<b>1,571,574</b>	<b>18,074,801</b>	<b>100.00%</b>



## Main Market: by Asset Category

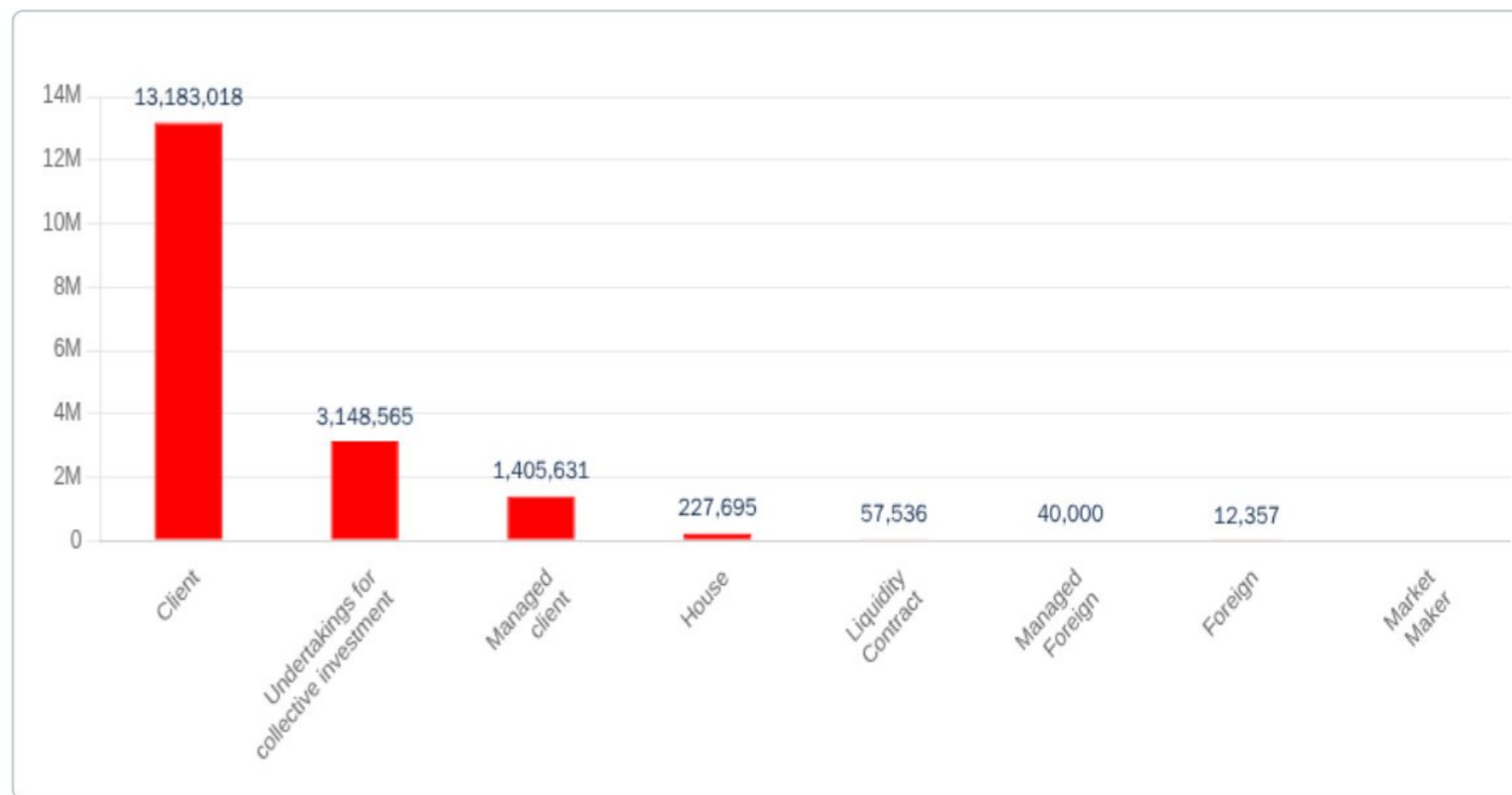
### Buy

Buy	Trades	Volume	Value (TND)	Value in %
Client	4,108	1,147,238	12,339,635	68.27%
Undertakings for collective investment	408	236,886	3,093,061	17.11%
Managed client	380	131,474	1,994,814	11.04%
House	88	46,849	576,883	3.19%
Foreign	14	8,827	65,638	0.36%
Managed Foreign	1	300	4,770	0.03%
Liquidity Contract	0	0	0	0.00%
Market Maker	0	0	0	0.00%
<b>Total</b>	<b>4,999</b>	<b>1,571,574</b>	<b>18,074,801</b>	<b>100,00%</b>



### Sell

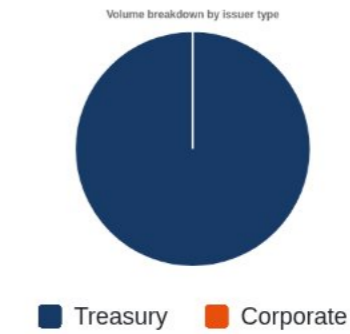
Sell	Trades	Volume	Value (TND)	Value in %
Client	4,146	1,091,843	13,183,018	72.94%
Undertakings for collective investment	312	312,377	3,148,565	17.42%
Managed client	469	129,811	1,405,631	7.78%
House	58	29,694	227,695	1.26%
Liquidity Contract	1	1,629	57,536	0.32%
Managed Foreign	8	2,500	40,000	0.22%
Foreign	5	3,720	12,357	0.07%
Market Maker	0	0	0	0.00%
<b>Total</b>	<b>4,999</b>	<b>1,571,574</b>	<b>18,074,801</b>	<b>100,00%</b>



# Bond Market

## Issuer type

Issuer Type	Trade	Volume	Value (TND) ▼	Value in %
Treasury	2	976	10,598	100.00%
Corporate	0	0	0	0.00%
<b>Total</b>	<b>2</b>	<b>976</b>	<b>10,598</b>	<b>100,00%</b>



Buy	Trades	Volume	Value (TND)	Value in %
Managed client	1	584	6,295	59.40%
Client	1	392	4,303	40.60%
Undertakings for collective investment	0	0	0	0.00%
Liquidity Contract	0	0	0	0.00%
House	0	0	0	0.00%
Managed Foreign	0	0	0	0.00%
Foreign	0	0	0	0.00%
Market Maker	0	0	0	0.00%
<b>Total</b>	<b>2</b>	<b>976</b>	<b>10,598</b>	<b>100,00%</b>

Sell	Trades	Volume	Value (TND)	Value in %
Client	1	584	6,295	59.40%
Managed client	1	392	4,303	40.60%
Undertakings for collective investment	0	0	0	0.00%
Liquidity Contract	0	0	0	0.00%
House	0	0	0	0.00%
Managed Foreign	0	0	0	0.00%
Foreign	0	0	0	0.00%
Market Maker	0	0	0	0.00%
<b>Total</b>	<b>2</b>	<b>976</b>	<b>10,598</b>	<b>100,00%</b>

# Over-the-Counter Market

## Electronic Trading

Trades	Volume	Value (TND)
0	0	0

### Breakdown by order giver category

Buy	Trades	Volume	Value (TND)	Value in %
Total	0	0	0	

Sell	Trades	Volume	Value (TND)	Value in %
Total	0	0	0	

## Board Quotation: Auctions

Trades	Volume	Value (TND)
0	0	0

### Breakdown by order giver category

Buy	Trades	Volume	Value (TND)	Value in %
Total	0	0	0	

Sell	Trades	Volume	Value (TND)	Value in %
Total	0	0	0	

## Year in Review

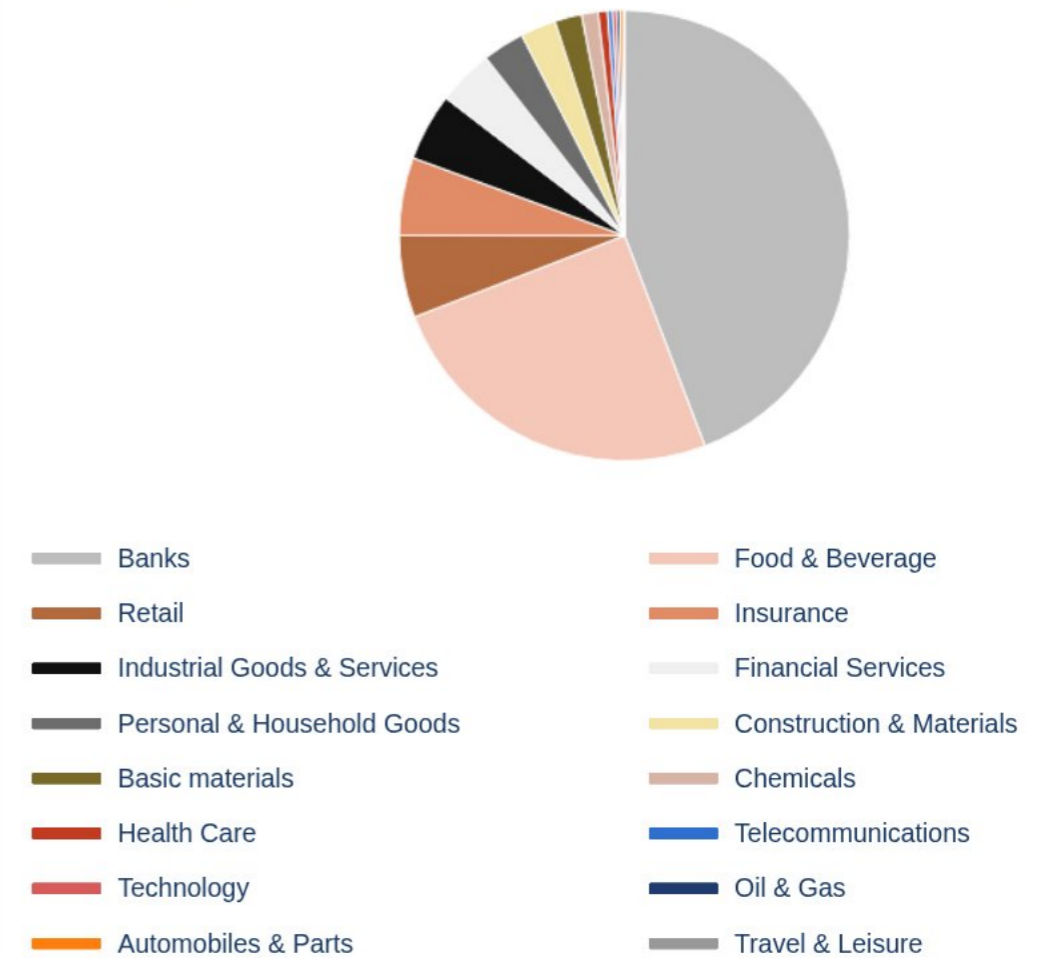
Markets ▲	Cumulative trades 2026 ↓	Cumulative trades 2025 ↓	Change ↓	Cumulative volume 2026 ↓	Cumulative volume 2025 ↓	Change ↓	Cumulative traded value 2026 en TND ↓	Cumulative traded value 2025 en TND ↓	Change ↓
shares trading value	296,243	195,801	51.30 %	128,878,968	77,770,866	65.72 %	1,607,182,226	661,468,693	142.97 %
Bonds trading value	304	303	0.33 %	851,630	2,596,101	-67.20 %	194,093,635	212,086,513	-8.48 %
Over-the-Counter (OTC)	62	1,812	-96.58 %	3,696	1,446,141	-99.74 %	36,049	3,767,132	-99.04 %
Auctions	31	93	-66.67 %	16,958	184,527	-90.81 %	904,842	2,066,490	-56.21 %
Registrations	597	523	14.15 %	25,517,376	28,795,629	-11.38 %	632,724,269	745,475,924	-15.12 %
Declarations	6	2	200.00 %	78,004	769	10,043.56 %	9,366,387	339,010	2,662.86 %
<b>Total</b>	<b>297,243</b>	<b>198,534</b>	<b>49.72 %</b>	<b>155,346,632</b>	<b>110,794,033</b>	<b>40.21 %</b>	<b>2,444,307,409</b>	<b>1,625,203,763</b>	<b>50.40 %</b>

## Market Capitalization

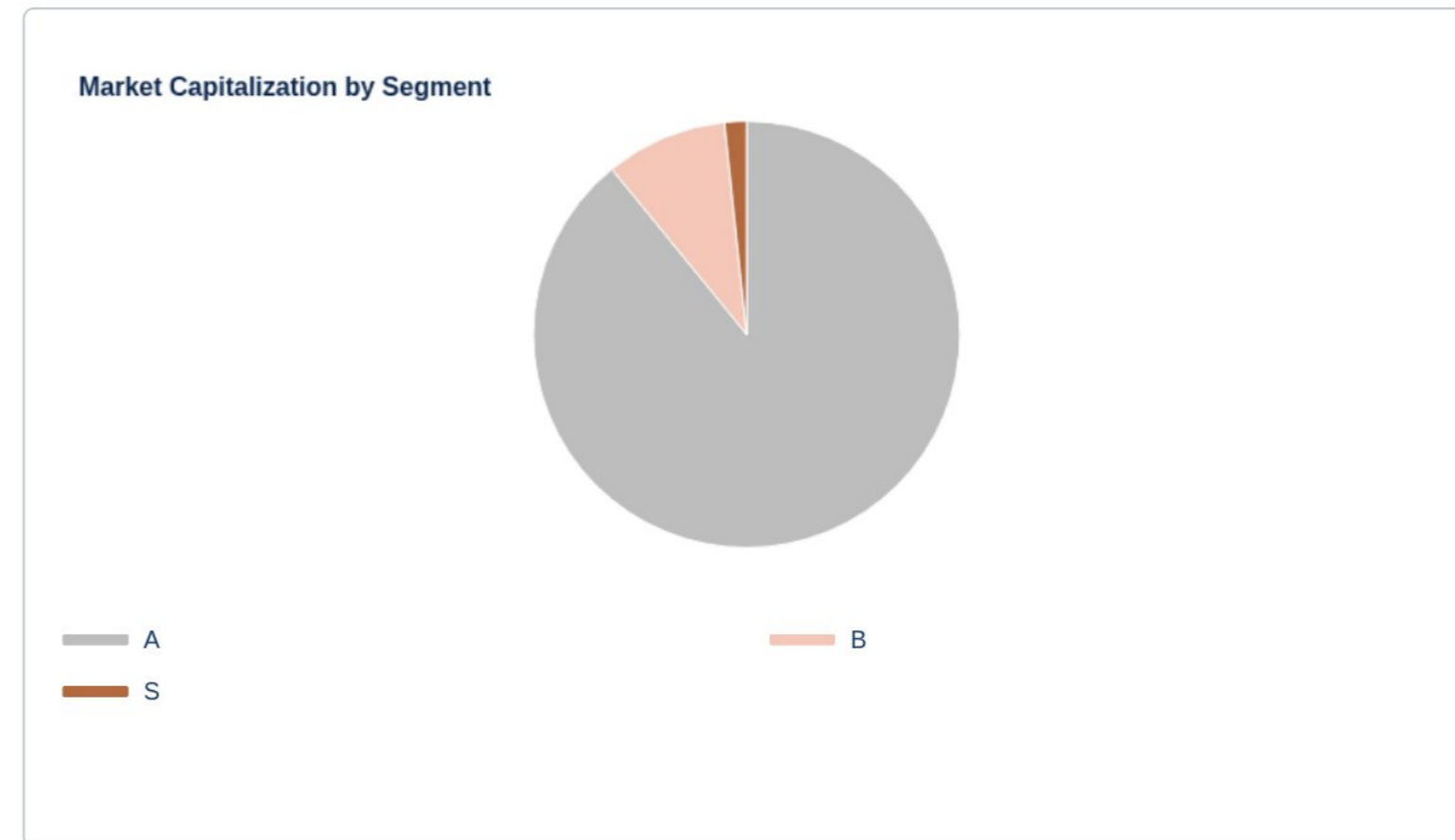
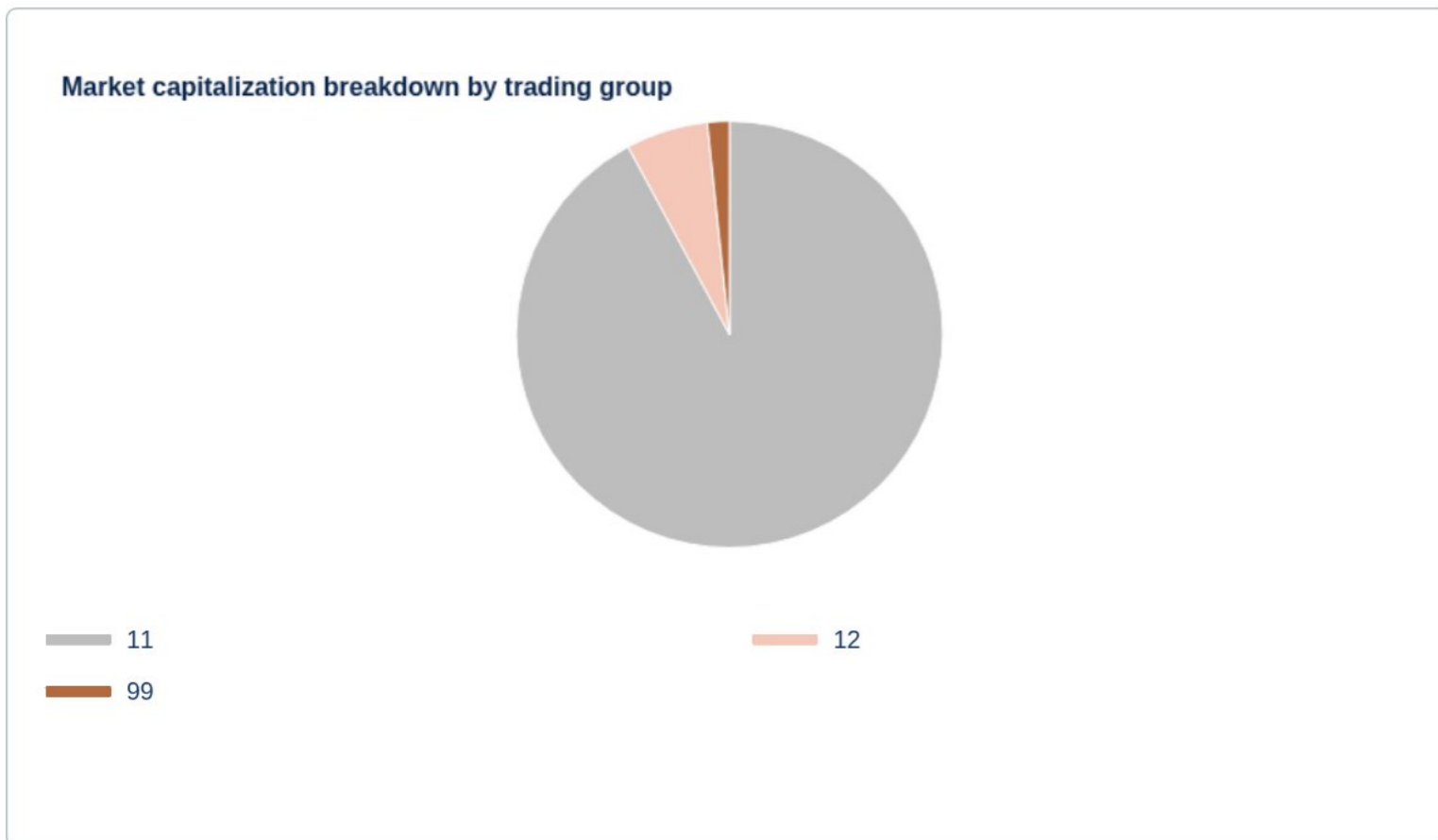
Market Capitalization (TND million)	44,833	Annual Change	29.33 %	Foreign Participation	17.99%	Free-float market capitalization in Tunindex (MD)	10,441	Market Cap 100% 	Free-Float in Tunindex 23.29 % 
-------------------------------------	--------	---------------	---------	-----------------------	--------	---	--------	---	--

Sector	Market cap. (MD) ▼	% Share	Annual change
Banks	19,809	44.18 %	1.28 %
Food & Beverage	11,178	24.93 %	-0.23 %
Retail	2,641	5.89 %	0.88 %
Insurance	2,510	5.60 %	0.84 %
Industrial Goods & Services	2,166	4.83 %	-1.27 %
Financial Services	1,803	4.02 %	0.49 %
Personal & Household Goods	1,343	2.99 %	-1.10 %
Construction & Materials	1,145	2.55 %	-0.30 %
Basic materials	869	1.94 %	1.87 %
Chemicals	526	1.17 %	0.00 %
Health Care	303	0.68 %	-0.41 %
Telecommunications	156	0.35 %	0.71 %
Technology	127	0.28 %	-1.88 %
Oil & Gas	111	0.25 %	-0.04 %
Automobiles & Parts	108	0.24 %	-0.87 %
Travel & Leisure	36	0.08 %	0.00 %
<b>Total</b>	<b>44,833</b>	<b>100.00 %</b>	

Market Capitalization by Sector



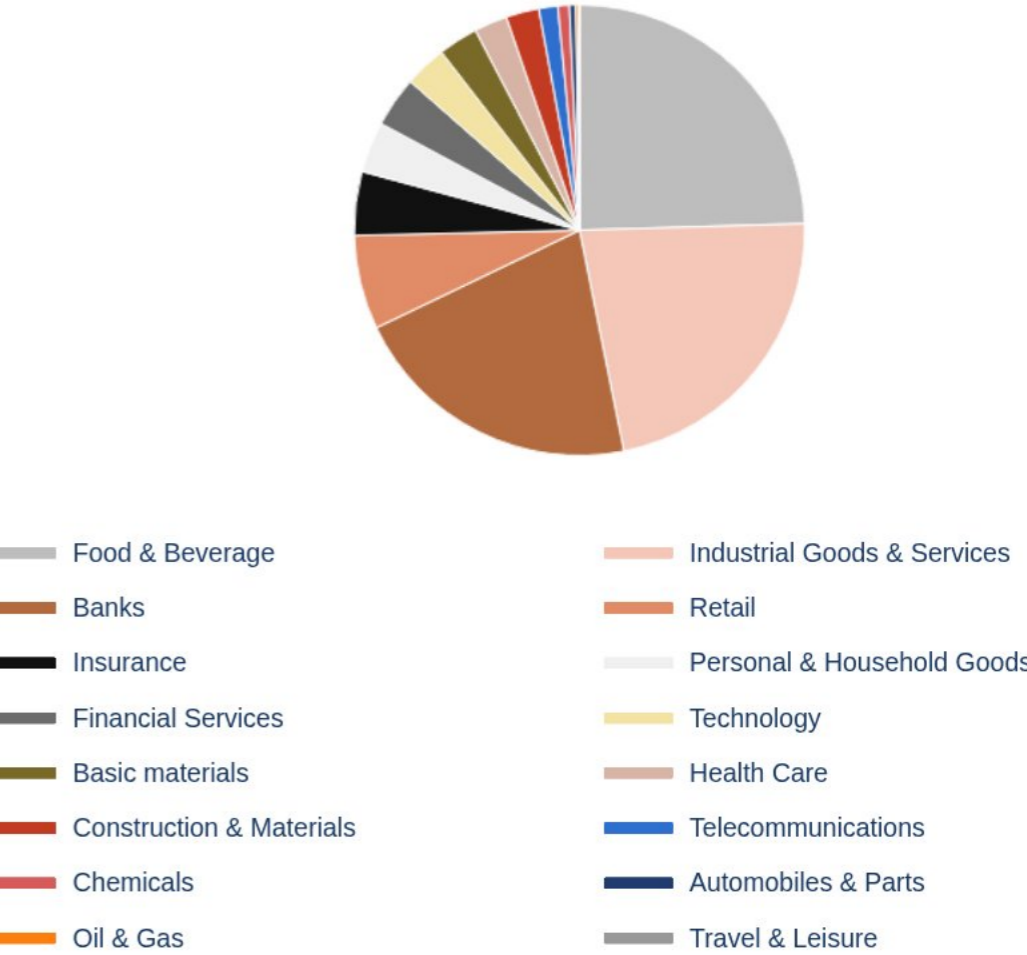
Company	Capitalization in MD	% Share
BIAT	6,446	14.38 %
POULINA GP HOLDING	4,981	11.11 %
SFBT	3,992	8.90 %
ATTIJARI BANK	3,575	7.97 %
AMEN BANK	2,549	5.69 %
<b>Total</b>	<b>21,544</b>	<b>48.05 %</b>



# Trading Activity by Sector

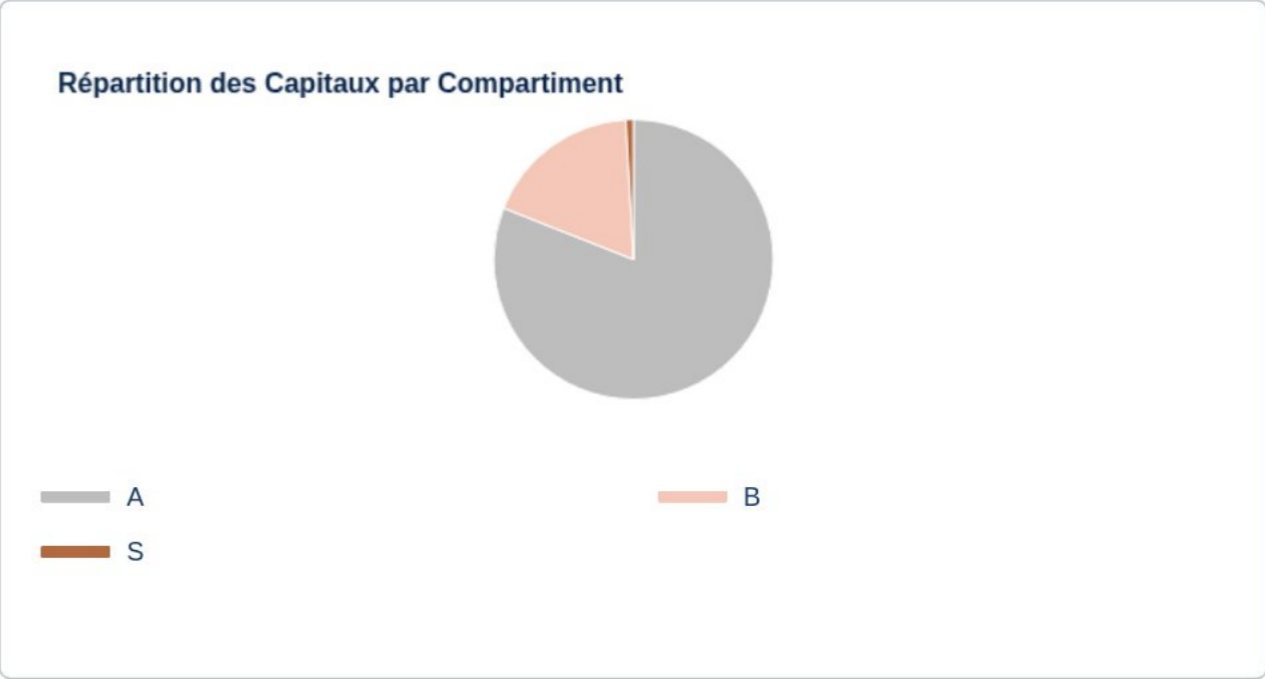
Sector	Trades	Volume	Value (TND)	Value in %
Food & Beverage	36,628	18,680,140	394,387,179	24.54 %
Industrial Goods & Services	38,330	28,325,877	358,428,616	22.30 %
Banks	64,274	19,005,188	338,066,215	21.03 %
Retail	21,629	7,053,574	108,546,536	6.75 %
Insurance	17,125	4,875,995	73,509,843	4.57 %
Personal & Household Goods	26,341	6,880,476	58,559,221	3.64 %
Financial Services	14,970	2,981,254	58,284,771	3.63 %
Technology	9,236	5,011,840	48,710,135	3.03 %
Basic materials	14,478	3,954,373	45,924,361	2.86 %
Health Care	9,713	4,106,684	38,178,883	2.38 %
Construction & Materials	21,826	18,552,039	38,104,445	2.37 %
Telecommunications	10,318	5,806,668	21,780,402	1.36 %
Chemicals	5,331	151,738	13,191,209	0.82 %
Automobiles & Parts	3,545	2,298,352	7,284,592	0.45 %
Oil & Gas	1,583	154,688	3,869,210	0.24 %
Travel & Leisure	916	1,040,082	356,609	0.02 %
<b>Total</b>	<b>296,243</b>	<b>128,878,968</b>	<b>1,607,182,226</b>	<b>100.00 %</b>

Capital Distribution by Sector



### By Market Compartment & Listing Group

Compartment	Trades	Volume	Value (TND)	Value in %
A	200,609	91,796,962	1,301,711,092	80.99 %
B	85,285	25,738,288	291,412,700	18.13 %
S	10,349	11,343,718	14,058,434	0.87 %
<b>Total</b>	<b>296,243</b>	<b>128,878,968</b>	<b>1,607,182,226</b>	<b>100.00 %</b>



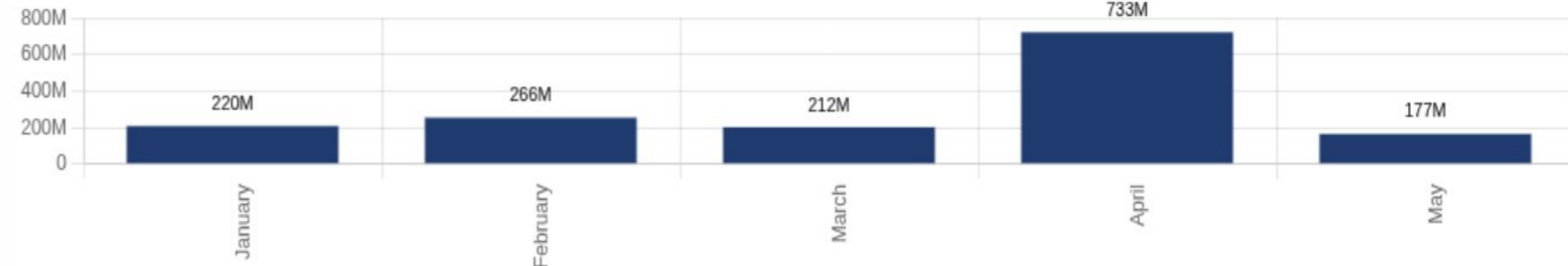
Listing Group	Trades	Volume	Value (TND)	Value in %
11	273,040	114,556,416	1,553,233,470	96.64 %
12	8,026	2,935,417	39,654,240	2.47 %
99	10,192	11,343,010	14,053,735	0.87 %
32	4,985	44,125	240,781	0.01 %
<b>Total</b>	<b>296,243</b>	<b>128,878,968</b>	<b>1,607,182,226</b>	<b>100.00 %</b>



## Monthly Turnover Evolution

Month	Trades	Volume	Value (TND)	Value in %
January	65,451	22,655,830	219,882,904	13.68 %
February	51,872	19,595,841	265,912,216	16.55 %
March	56,293	19,512,185	211,685,738	13.17 %
April	77,262	52,275,816	732,895,993	45.60 %
May	45,365	14,839,296	176,805,375	11.00 %
<b>Total</b>	<b>296,243</b>	<b>128,878,968</b>	<b>1,607,182,226</b>	<b>100.00 %</b>

### Capitaux traités sur la cote de la bourse



## Buy

Month	Liquidity Contract	Foreign	Managed Foreign	Market Maker	Undertakings for collective investment	House	Managed client	Client	Total
January	357,291	5,865,195	86,909		39,720,950	2,089,700	27,643,306	144,119,552	<b>219,882,904</b>
February	119,160	2,790,003	12,834		41,701,853	4,939,271	18,888,468	197,460,626	<b>265,912,216</b>
March	508,428	5,686,372	14,758		48,346,467	13,322,224	22,258,374	121,549,116	<b>211,685,738</b>
April	747,296	212,216,464	31,006		54,963,513	1,416,571	30,458,808	433,062,335	<b>732,895,993</b>
May		632,486	29,895		31,009,548	12,831,880	21,922,839	110,378,728	<b>176,805,375</b>
<b>Total</b>	<b>1,732,175</b>	<b>227,190,519</b>	<b>175,402</b>		<b>215,742,331</b>	<b>34,599,646</b>	<b>121,171,795</b>	<b>1,006,570,358</b>	<b>1,607,182,226</b>

## Sell

Month	Liquidity Contract	Foreign	Managed Foreign	Market Maker	Undertakings for collective investment	House	Managed client	Client	Total
January	437,318	641,174	22,682		35,671,117	532,921	26,363,928	156,213,763	<b>219,882,904</b>
February	2,253,002	319,932	2,994		28,168,288	2,921,846	24,090,553	208,155,601	<b>265,912,216</b>
March	1,513,763	1,167,049	9,788		24,063,879	14,036,657	20,061,777	150,832,827	<b>211,685,738</b>
April	1,415,331	2,448,274	65,193		39,438,845	2,691,747	24,449,249	662,387,353	<b>732,895,993</b>
May	642,074	1,728,439	42,698		23,347,372	10,335,212	14,184,676	126,524,904	<b>176,805,375</b>
<b>Total</b>	<b>6,261,488</b>	<b>6,304,868</b>	<b>143,355</b>		<b>150,689,502</b>	<b>30,518,383</b>	<b>109,150,183</b>	<b>1,304,114,448</b>	<b>1,607,182,226</b>

Marché de Bloc

Month	Foreign	House	T.Libre	Total
January			4,345,300	<b>4,345,300</b>
February			67,271,000	<b>67,271,000</b>
March		11,443,526		<b>11,443,526</b>
April	210,984,361		251,347,250	<b>462,331,611</b>
May		8,409,250	3,500,000	<b>11,909,250</b>
<b>Total</b>	<b>210,984,361</b>	<b>19,852,776</b>	<b>326,463,550</b>	<b>557,300,687</b>

Marché de Bloc

Month	Foreign	House	T.Libre	Total
January			4,345,300	<b>4,345,300</b>
February			67,271,000	<b>67,271,000</b>
March		11,443,526		<b>11,443,526</b>
April			462,331,611	<b>462,331,611</b>
May		8,409,250	3,500,000	<b>11,909,250</b>
<b>Total</b>		<b>19,852,776</b>	<b>537,447,911</b>	<b>557,300,687</b>

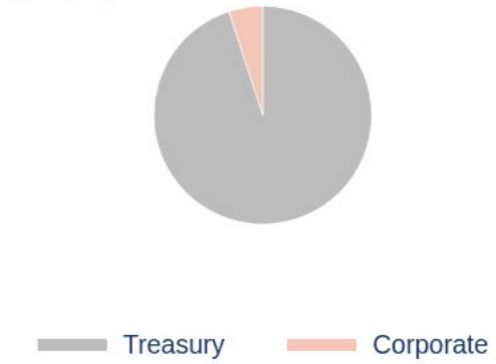
## Bond Market: Annual Activity

Trades	Volume	Value (TND)
304	851,630	194,093,636

### Issuer type

Issuer Type	Trades	Volume	Value (TND)	Value in %
Treasury	269	735,485	184,336,762	94.97 %
Corporate	35	116,145	9,756,873	5.03 %
<b>Total</b>	<b>304</b>	<b>851,630</b>	<b>194,093,636</b>	<b>100.00 %</b>

Répartition des Capitaux par Type d'Émetteur



Buy				
category	Trades	Volume	Value (TND)	Value in %
Undertakings for collective investment	188	671,175	96,684,176	49.81 %
House	28	86,744	92,058,054	47.43 %
Client	28	74,639	4,917,015	2.53 %
Managed client	60	19,072	434,391	0.22 %
Liquidity Contract	0	0	0	0.00 %
Managed Foreign	0	0	0	0.00 %
Foreign	0	0	0	0.00 %
Market Maker	0	0	0	0.00 %
<b>Total</b>	<b>304</b>	<b>851,630</b>	<b>194,093,636</b>	<b>100.00 %</b>

Sell				
category	Trades	Volume	Value (TND)	Value in %
Undertakings for collective investment	83	324,396	121,060,251	62.37 %
House	6	130,500	63,915,316	32.93 %
Client	126	139,481	5,647,214	2.91 %
Managed client	89	257,253	3,470,854	1.79 %
Liquidity Contract	0	0	0	0.00 %
Managed Foreign	0	0	0	0.00 %
Foreign	0	0	0	0.00 %
Market Maker	0	0	0	0.00 %
<b>Total</b>	<b>304</b>	<b>851,630</b>	<b>194,093,636</b>	<b>100.00 %</b>

### Electronic Trading

Trades	Volume	Value (TND)
62	3,696	36,049

#### Breakdown by order giver category

Buy	Trades	Volume	Value (TND)	Value in %
Client	62	3,696	36,049	100.00 %
<b>Total</b>	<b>62</b>	<b>3,696</b>	<b>36,049</b>	<b>100.00 %</b>

Sell	Trades	Volume	Value (TND)	Value in %
Client	60	3,496	34,049	94.45 %
Managed client	2	200	2,000	5.55 %
<b>Total</b>	<b>62</b>	<b>3,696</b>	<b>36,049</b>	<b>100.00 %</b>

### Board Quotation: Auctions

Trades	Volume	Value (TND)
31	16,958	904,842

#### Breakdown by order giver category

Buy	Trades	Volume	Value (TND)	Value in %
Client	31	16,958	904,842	100.00 %
<b>Total</b>	<b>31</b>	<b>16,958</b>	<b>904,842</b>	<b>100.00 %</b>

Sell	Trades	Volume	Value (TND)	Value in %
Client	31	16,958	904,842	100.00 %
<b>Total</b>	<b>31</b>	<b>16,958</b>	<b>904,842</b>	<b>100.00 %</b>

# Instruments – Equities

## Main Market

		Sector / Value																	ISIN Code										
Sector / Value	ISIN Code	Mnemonic	Comp	Group	Trading Method	Listed Securities	Cap in MD	Market Cap %	Block Trades	Block Quantity	Value (TND)	Trades	Volume	Value (TND)	Closing Price	Daily Change	Indicator	Previous VWAP	VWAP	VWAP Change	Open	Annual Return	Block Trades	Block Quantity	Block Trades Value (TND)	Trades	Volume	Value (TND)	
<b>Automobiles &amp; Parts</b>						28,207,823	108.48	0.24%					90	36,178	101,298														
ASSAD	TN0007140015	ASSAD	S	99	Fixing	24,000,000	67.20	0.15%					90	36,178	101,298	2.800	-1.41%		2.840	2.800	-1.41%	3.180	-11.95%				3,536	2,298,310	7,284,577
STIP	TN0005030010	STIP	S	99	Fixing	4,207,823	41.28	0.09%								9.810	0.00%	NC	9.810	0.000		3.530	177.90%				123	20,663	173,506
<b>Banks</b>						846,256,529	19,808.94	44.18%					942	317,514	4,589,507														
AMEN BANK	TN0003400058	AB	A	11	Continu	34,920,000	2,549.16	5.69%					162	14,501	1,060,810	73.000	0.19%		71.155	73.154	2.81%	50.000	46.00%				14,202	1,582,163	91,482,487
ATB	TN0003600350	ATB	A	11	Continu	100,000,000	449.00	1.00%					160	71,477	321,564	4.490	4.42%		4.304	4.499	4.53%	3.790	18.47%				2,553	1,822,926	6,853,622
ATTIJARI BANK	TN0001600154	TJARI	A	11	Continu	50,000,000	3,575.00	7.97%					65	8,384	599,474	71.500	-0.07%		71.362	71.502	0.20%	66.890	13.17%				5,266	569,761	39,888,164
BH BANK	TN0001900604	BH	A	11	Continu	47,600,000	537.88	1.20%					31	2,392	26,929	11.300	3.76%		10.839	11.258	3.87%	10.300	9.71%				745	146,948	1,495,458
BIAT	TN0001800457	BIAT	A	11	Continu	40,800,000	6,446.40	14.38%					71	4,502	709,705	158.000	0.02%		157.607	157.642	0.02%	111.000	47.75%				6,164	326,776	44,619,200
BNA	TN0003100609	BNA	A	11	Continu	64,000,000	1,138.56	2.54%					159	24,140	429,431	17.790	0.23%		17.565	17.789	1.28%	12.070	47.39%				14,191	4,942,705	71,617,891
BT	TN0002200053	BT	A	11	Continu	270,000,000	2,019.60	4.51%					159	146,818	1,079,999	7.480	5.95% H		7.062	7.356	4.16%	6.400	22.34%				9,663	5,769,478	39,547,956
BTE (ADP)	TN0001300557	BTE	B	12	Fixing	1,000,000	6.39	0.01%					12	3,010	19,236	6.390	0.16%		6.380	6.391	0.17%	3.500	62.57%				779	131,971	711,936
STB	TN0002600955	STB	A	11	Continu	155,375,000	1,030.14	2.30%					103	39,941	264,454	6.630	5.91% H		6.217	6.621	6.50%	4.090	62.10%				6,632	2,567,851	11,067,545
UBCI	TN0002400505	UBCI	A	12	Fixing	20,001,529	770.26	1.72%					8	649	25,000	38.510	0.29%		38.420	38.521	0.26%	33.800	17.78%				483	116,962	4,180,356
UIB	TN0003900107	UIB	A	11	Continu	32,560,000	1,032.15	2.30%					12	1,700	52,904	31.700	2.26%		30.847	31.120	0.88%	24.850	27.57%				1,421	971,915	26,175,731
WIFAK INTERNATIONAL BANK	TN0007200017	WIFAK	A	12	Fixing	30,000,000	254.40	0.57%								8.480	0.00%	NC	0.000	0.000		7.700	10.13%				287	46,229	350,399
<b>Basic materials</b>						78,184,091	869.09	1.94%					461	104,034	1,547,287														
SOTIPAPIER	TN0007630015	STPAP	B	11	Continu	28,184,091	71.59	0.16%					48	9,806	24,509	2.540	-0.78%		2.508	2.499	-0.34%	2.780	-8.63%				3,468	559,708	1,497,785
TPR	TN0007270010	TPR	A	11	Continu	50,000,000	797.50	1.78%					413	94,228	1,522,778	15.950	2.11%		15.496	16.161	4.29%	11.500	38.70%	6	557,394	6,811,300	10,978	3,394,413	44,426,461
<b>Chemicals</b>						7,684,757	526.32	1.17%					21	304	44,867														
AIR LIQUIDE TUNISIE	TN0002300358	AL	S	99	Fixing	1,637,504	298.03	0.67%					9	196	35,672	182.000	0.00%		182.000	182.000	0.00%	150.050	21.29%				399	4,400	730,757
ALKIMIA	TN0003800703	ALKIM	S	99	Fixing	3,947,253	49.27	0.11%								14.000	0.00%	NC	0.000	0.000		13.100	6.87%				98	2,292	29,576
Industries Chimiques du Fluor	TN0003200755	ICF	B	11	Continu	2,100,000	179.03	0.40%					12	108	9,195	85.250	0.00%		85.526	85.142	-0.45%	84.600	0.77%				4,745	144,787	12,426,197
<b>Construction &amp; Materials</b>						525,232,104	1,145.13	2.56%					167	136,118	290,297														
CARTHAGE CEMENT	TN0007400013	CC	A	11	Continu	343,624,940	670.07	1.50%					72	115,774	225,557	1.950	-1.02%		1.985	1.948	-1.85%	1.880	3.72%				11,285	13,401,716	25,769,839
CIMENTS DE BIZERTE	TN0007350010	SCB	B	12	Fixing	44,047,290	29.51	0.07%					7	186	120	0.670	3.08%		0.651	0.644	-1.05%	0.550	21.82%				614	375,667	237,643
ESSOUKNA	TN0007210016	SOKNA	B	11	Continu	5,050,500	18.79	0.04%					37	6,498	24,201	3.720	-1.85%		3.769	3.724	-1.18%	3.300	12.73%				3,930	743,810	2,825,200
MPBS	TN0007620016	MPBS	B	11	Continu	20,668,860	190.15	0.42%					37	3,516	32,052	9.200	0.66%		8.754	9.116	4.14%	8.790	4.66%				3,535	869,210	7,288,393
SANIMED	TN0007730013	SMD	S	99	Fixing	19,971,000	11.38	0.03%								0.570	-3.39% B		0.590	0.000		0.570	0.00%				117	42,873	26,711
SIMPAR	TN0004000055	SIMPA	B	12	Fixing	1,100,000	39.49	0.09%								35.900	0.00%	NC	35.900	0.000		35.890	0.03%				13	180	6,366
SITS	TN0007180011	SITS	B	12	Fixing	15,600,000	55.38	0.12%					1	200	710	3.550	3.50%		3.430	3.550	3.50%	3.110	14.15%				20	4,381	15,454
SOMOCER	TN0006780019	SOMOC	S	99	Fixing	40,656,000	31.31	0.07%					13	9,944	7,657	0.770	0.00%		0.770	0.770	0.00%	0.440	75.00%				2,233	3,113,726	1,934,530
SOTEMAIL	TN0007600018	SOTEM	S	99	Fixing	34,513,514	99.05	0.22%								2.870	0.00%	NC	0.000	0.000		3.000	-4.33%				1	42	126
<b>Financial Services</b>						131,016,000	1,803.23	4.02%					256	219,277	2,104,702														
ATL	TN0004700100	ATL	B	11	Continu	32,500,000	357.50	0.80%					25	2,460	27,104	11.000	-1.70%		11.220	11.018	-1.80%	6.100	80.33%				3,410	1,079,676	8,274,325
ATTIJARI LEASING	TN0006610018	TJL	B	11	Continu	2,750,000	107.80	0.24%					12	429	16,664	39.200	1.32%		38.690	38.845	0.40%	29.250	34.02%				746	65,915	2,169,644
BEST LEASE	TN0007580012	BL	B	12	Fixing	30,000,000	74.70	0.17%					10	5,029	12,522	2.490	0.00%		2.490	2.490	0.00%	2.200	13.18%				239	64,921	154,579
BH LEASING	TN0006720049	BHL	B	12	Fixing	7,000,000	29.40	0.07%					13	2,450	10,290	4.200	0.00%		4.200	4.200	0.00%	3.970	5.79%				246	35,041	137,724
CIL	TN0004200853	CIL	B	11	Continu	7,000,000	250.60	0.56%					21	4,126	146,209	35.800	1.13%		35.723	35.436	-0.80%	28.250	35.22%				2,914	552,958	18,028,687
HANNIBAL LEASE	TN0007310139	HL	B	12	Fixing	11,000,000	82.50	0.18%					50	172,213	1,291,613	7.500	-2.60%		7.700	7.500	-2.60%	7.600	-1.32%				686	341,145	2,541,962
PLACEMENT DE TUNISIE -SICAF	TN0002500650	PLTU	B	12	Fixing	1,000,000	38.61	0.09%								38.610	0.00%	NC	0.000	0.000		41.800	0.02%				9	301	12,572
SPDIT - SICAF	TN0001400704	SPDIT	A	11	Continu	28,000,000	385.00	0.86%					57	26,603	358,269	13.750	3.15%		13.322	13.467	1.09%	12.700	16.14%				837	204,106	2,733,992
TUNINVEST-SICAR	TN0004100202	TINV	B	12	Fixing	966,000	38.64	0.09%					17	425	17,000	40.000	-0.99%		40.460	40.000	-1.14%	42.000	-4.76%				950	67,760	2,806,887
TUNISIE LEASING ET FACTORING	TN0002100907	TLS	A	11	Continu	10,800,000	438.48	0.98%					51	5,542	225,030	40.600	0.25%		40.448	40.605	0.39%	32.750	23.97%						

EURO-CYCLES	TN0007570013	ECYCL	B	11	Continu	9,801,000	110.75	0.25%	-	-	-	79	15,176	171,241	11.300	-0.79%	11.315	11.284	-0.28%	12.490	-9.53%	-	-	-	5,631	815,748	9,550,342
NEW BODY LINE	TN0007540016	NBL	B	11	Continu	4,250,400	15.30	0.03%	-	-	-	9	3,046	10,966	3.600	0.00%	3.627	3.600	-0.74%	4.050	-11.11%	-	-	-	1,123	253,900	973,179
OFFICE PLAST	TN0007700016	PLAST	B	11	Continu	14,662,164	26.98	0.06%	-	-	-	62	43,735	79,100	1.840	1.10%	1.824	1.809	-0.84%	1.910	-3.67%	-	-	-	4,886	2,089,689	4,217,709
Société d'Articles Hygiéniques	TN0007610017	SAH	A	11	Continu	84,015,979	1,160.26	2.59%	-	-	-	111	33,851	468,769	13.810	-1.22%	14.034	13.848	-1.33%	13.900	-0.65%	1	423,500	6,352,500	9,844	2,815,635	39,788,917
<b>Retail</b>						<b>194,111,628</b>	<b>2,641.22</b>	<b>5.89%</b>	<b>-</b>	<b>-</b>	<b>-</b>	<b>439</b>	<b>75,105</b>	<b>925,060</b>								<b>1</b>	<b>2,975,000</b>	<b>63,665,000</b>	<b>21,499</b>	<b>7,053,293</b>	<b>108,545,588</b>
ARTES	TN0007300015	ARTES	A	11	Continu	38,250,000	501.08	1.12%	-	-	-	25	2,826	37,256	13.100	-0.76%	12.883	13.183	2.33%	11.500	13.91%	-	-	-	3,385	499,172	6,588,380
CELLCOM	TN0007590011	CELL	B	11	Continu	4,461,532	9.06	0.02%	-	-	-	110	37,194	75,248	2.030	-2.87%	2.070	2.023	-2.26%	3.320	-38.86%	-	-	-	3,994	832,828	2,094,760
CITY CARS	TN0007550015	CITY	A	11	Continu	18,000,000	436.50	0.97%	-	-	-	48	6,839	165,760	24.250	0.00%	24.275	24.238	-0.15%	19.700	23.10%	-	-	-	3,420	375,392	8,979,469
ENNAKL AUTOMOBILES	TN0007410012	NAKL	A	11	Continu	30,000,000	567.00	1.27%	-	-	-	109	14,540	261,484	18.900	5.65%	17.478	17.984	2.89%	15.080	25.33%	-	-	-	2,051	290,683	4,929,005
MAGASIN GENERAL	TN0006440010	MAG	B	12	Fixing	15,777,070	217.72	0.49%	-	-	-	2	450	6,210	13.800	-0.72%	0.000	13.800	0.00%	9.850	40.10%	-	-	-	145	9,945	106,701
MONOPRIX	TN0001000108	MNP	B	12	Fixing	25,345,736	278.55	0.62%	-	-	-	15	7,200	79,193	10.990	-0.09%	11.000	10.999	-0.01%	6.090	80.46%	-	-	-	909	454,813	3,967,695
SMART TUNISIE	TNQPQXRODTH8	SMART	B	11	Continu	10,123,443	303.70	0.68%	-	-	-	35	3,644	109,468	30.000	0.00%	29.949	30.041	0.31%	19.500	53.85%	1	2,975,000	63,665,000	2,321	3,284,279	70,634,003
SOTUMAG	TN0006580013	MGR	B	11	Continu	13,200,000	139.92	0.31%	-	-	-	10	164	1,765	10.600	-1.94%	10.553	10.763	1.99%	8.900	19.10%	-	-	-	879	145,203	1,407,844
Société Tunisienne de l'Automobile	TNNGTFLC2986	STA	B	11	Continu	2,000,000	171.80	0.38%	-	-	-	85	2,248	188,674	85.900	-0.06%	85.823	83.930	-2.21%	37.440	129.43%	-	-	-	4,036	150,298	9,301,229
UADH	TN0007690019	UADH	S	99	Fixing	36,953,847	15.89	0.04%	-	-	-	-	-	-	0.430	0.00% S	0.000	0.000		0.600	-28.33%	-	-	-	359	1,010,680	536,502
<b>Technology</b>						<b>14,354,134</b>	<b>126.83</b>	<b>0.28%</b>	<b>-</b>	<b>-</b>	<b>-</b>	<b>144</b>	<b>29,551</b>	<b>310,111</b>								<b>2</b>	<b>350,000</b>	<b>3,500,000</b>	<b>9,228</b>	<b>5,011,812</b>	<b>48,710,113</b>
AETECH	TN0007500010	AETEC	S	99	Fixing	2,223,334	0.91	0.00%	-	-	-	-	-	-	0.410	0.00% S	0.000	0.000		0.320	28.13%	-	-	-	20	11,728	4,568
TELNET HOLDING	TN0007440019	TLNET	B	11	Continu	12,130,800	125.92	0.28%	-	-	-	144	29,551	310,111	10.380	-1.89%	10.639	10.494	-1.36%	6.840	51.75%	2	350,000	3,500,000	9,208	5,000,084	48,705,545
<b>Telecommunications</b>						<b>112,636,800</b>	<b>156.22</b>	<b>0.35%</b>	<b>-</b>	<b>-</b>	<b>-</b>	<b>287</b>	<b>80,583</b>	<b>1,219,862</b>								<b>-</b>	<b>-</b>	<b>-</b>	<b>10,316</b>	<b>5,806,659</b>	<b>21,780,397</b>
SOTETEL	TN0006530018	SOTET	B	11	Continu	4,636,800	70.90	0.16%	-	-	-	287	80,583	1,219,862	15.290	5.96% H	13.788	15.138	9.79%	5.210	193.47%	-	-	-	7,829	1,989,226	18,637,354
TAWASOL GROUP HOLDING	TN0007650013	TGH	S	99	Fixing	108,000,000	85.32	0.19%	-	-	-	-	-	-	0.790	-3.66% B	0.820	0.000		0.800	-1.25%	-	-	-	2,487	3,817,433	3,143,043
<b>Travel &amp; Leisure</b>						<b>106,199,280</b>	<b>36.11</b>	<b>0.08%</b>	<b>-</b>	<b>-</b>	<b>-</b>	<b>5</b>	<b>5,721</b>	<b>1,945</b>								<b>-</b>	<b>-</b>	<b>-</b>	<b>891</b>	<b>1,039,935</b>	<b>356,605</b>
TUNISAIR	TN0001200401	TAIR	S	99	Fixing	106,199,280	36.11	0.08%	-	-	-	5	5,721	1,945	0.340	0.00%	0.340	0.340	0.00%	0.340	0.00%	-	-	-	891	1,039,935	356,605
<b>Total</b>						<b>3,063,013,649</b>	<b>44,833.05</b>	<b>100.00%</b>	<b>0</b>	<b>0</b>	<b>0</b>	<b>4,947</b>	<b>1,571,285</b>	<b>18,073,757</b>								<b>35</b>	<b>31,752,830</b>	<b>557,300,687</b>	<b>291,258</b>	<b>128,834,843</b>	<b>1,606,941,445</b>

## Instruments – Secondary Lines

### Main Market

Trading session of 05/18/2026										Year 2026		
Sector / Issuer / Security	ISIN code	Mnemonic	Group	Trades	Volume	Value (TND)	Dernier cours	Indicator	Trades	Volume	Value (TND)	
<b>Food &amp; Beverage</b>												
<b>POULINA GP HOLDING</b>												
PGH Da 2/25 230611	TN0005700034	PGH11		32	-	-	-	-	NC	11	64	101
<b>SFBT</b>												
SFBT (Da 1/6)	TN0001100288	SFB99		32	-	-	-	-	NC	-	-	-
SFBT (Da 1/7)	TN0001100296	SFB00		32	-	-	-	-	NC	-	-	-
SFBT (Da 1/2) 2001	TN0001100304	SFBT1		32	-	-	-	-	NC	1	1	62
SFBT Da1/2(11/4/02)	TN0001100312	SFB02		32	-	-	-	-	NC	-	-	-
SFBT Da 1/12 2006	TN0001100320	SFB06		32	-	-	-	-	NC	-	-	-
SFBT DA2007 1/13	TN0001100338	SFB07		32	-	-	-	-	NC	8	19	66
SFBT Da5/56 120510	TN0001100346	SFB10		32	-	-	-	-	NC	9	57	300
SFBT Da5/61 300311	TN0001100353	SFB11		32	-	-	-	-	NC	7	39	179
SFBT Da10/66 03712	TN0001100361	SFB12		32	-	-	-	-	NC	22	225	595
SFBT Da1/19 280513	TN0001100387	SFB13		32	-	-	-	-	NC	6	49	107
SFBT DA 1/8 200514	TN0001100403	SFB14		32	-	-	-	-	NC	12	26	137
SFBT DA 1/6 120515	TN0001100411	SFB15		32	-	-	-	-	NC	11	37	95
SFBT DA 1/7 040516	TN0001100429	SFB16		32	-	-	-	-	NC	13	29	137
SFBT DA1/10 040517	TN0001100437	SFB17		32	-	-	-	-	NC	15	36	114
SFBT DA 1/4 300418	TN0001100445	SFB18		32	-	-	-	-	NC	20	27	151
SFBT DA 1/5 130519	TN0001100452	SFB19		32	6	7	21	3.050		75	135	430
SFBT DA 1/4 200720	TN0001100460	SFB20		32	3	4	16	4.000		49	154	572
SFBT DA1/12 280524	TN3022JYH65	SFB24		32	5	19	22	1.150		402	2,028	1,772
<b>LAND OR</b>												
LNDOR DA1/32 80617	TN0007510035	LND17		32	-	-	-	-	NC	12	106	47
<b>Insurance</b>												
<b>BNA ASSURANCES</b>												
AMI DA 1/4 110817	TN0007680044	AMI17		32	-	-	-	-	NC	4	5	5
AMI DA27/35 241120	TN0007680051	AMI20		32	-	-	-	-	NC	18	129	263
<b>ASTREE</b>												
AST DA 1/2 140817	TN0003000528	AST17		32	-	-	-	-	NC	-	-	-
<b>STAR</b>												
STAR DA 7/6 221225	TNI7FVNGCJ77	STAR5		32	2	2	156	78.160		270	1,887	129,387
<b>Automobiles &amp; Parts</b>												
<b>ASSAD</b>												
ASSDa1/9(01/07/05)	TN0007140031	ASSDA		32	-	-	-	-	NC	-	-	-
ASSAD Da1/4 150609	TN0007140049	ASS09		32	-	-	-	-	NC	-	-	-
ASS Da 1/10 020610	TN0007140056	ASS10		32	-	-	-	-	NC	2	8	6
ASS Da 1/22 200611	TN0007140064	ASS11		32	-	-	-	-	NC	2	14	4
ASS Da 1/23 010812	TN0007140072	ASS12		32	-	-	-	-	NC	5	20	4
<b>STIP</b>												
STIP Da1/10 0703	TN0005030028	STIP3		32	-	-	-	-	NC	-	-	-
<b>Banks</b>												
<b>AMEN BANK</b>												

AB Da 26 3/37	TN0003400108	AB26	32	-	-	-	-	NC	-	-	-
AB Da 29 3/40	TN0003400116	AB29	32	-	-	-	-	NC	-	-	-
AB Da 34 2/59	TN0003400157	AB34	32	-	-	-	-	NC	-	-	-
AB Da 1/27	TN0003400207	ABA38	32	-	-	-	-	NC	6	43	184
ABDA 1/14 11122007	TN0003400272	ABDA7	32	-	-	-	-	NC	-	-	-
AB Da 3/37 281209	TN0003400371	ABDA9	32	-	-	-	-	NC	-	-	-
AB Da 1/10 110613	TN0003400454	AB13	32	-	-	-	-	NC	1	1	9
AB DA1/24 01082016	TN0003400512	AB16	32	-	-	-	-	NC	16	66	215
AB DA1/25 300617	TN0003400579	AB17	32	-	-	-	-	NC	4	12	125
AB DA 1/7 12102023	TNMY01P21QP7	AB23	32	-	-	-	-	NC	9	14	266
AB DA 2/13 281024	TN66JFM5A518	AB24	32	-	-	-	-	NC	149	570	4,876
<b>ATB</b>											
ATBDA1/7 09/11/05	TN0003600434	ATBDA	32	-	-	-	-	NC	-	-	-
ATB Da 1/10 151208	TN0003600517	ATB08	32	-	-	-	-	NC	-	-	-
ATB Da 1/16 161210	TN0003600616	ATB10	32	-	-	-	-	NC	6	45	10
<b>ATTIJARI BANK</b>											
TJARI - (Da)	TN0001600162	TJADA	32	-	-	-	-	NC	2	15	89
TJARI - Da39	TN0001600261	TJA39	32	-	-	-	-	NC	-	-	-
TJARIDA1/40 250518	TN0001600501	TJA18	32	-	-	-	-	NC	49	1,073	6,336
TJARIDA4/21 300425	TN823JXM7T75	TJA25	32	11	52	624	12,000		492	2,769	36,082
<b>BT</b>											
BQ DE TSIE - Da	TN0002200103	BTDA	32	-	-	-	-	NC	1	8	38
Bt Da 3/10 170599	TN0002200210	BT149	32	-	-	-	-	NC	3	9	127
BTDA1/7(3/12/01)	TN0002200251	BT154	32	-	-	-	-	NC	3	11	67
BT Da 1/2 23052006	TN0002200319	BTDA6	32	-	-	-	-	NC	1	1	15
BT Da 1/2 10/06/09	TN0002200327	BTDA9	32	-	-	-	-	NC	3	11	45
BT Da 1/3 280613	TN0002200335	BT13	32	-	-	-	-	NC	13	66	61
BT DA 1/5 03062016	TN0002200343	BT16	32	-	-	-	-	NC	9	15	32
BT DA 1/4 04052018	TN0002200350	BT18	32	-	-	-	-	NC	22	33	67
BT DA 1/5 10052022	TNYHLWKDE9D7	BT22	32	2	3	4	1,210		65	125	150
<b>BIAT</b>											
BIAT Da32 4/60	TN0001800465	BIA32	32	-	-	-	-	NC	-	-	-
BIAT Da36 1/24	TN0001800507	BIA36	32	-	-	-	-	NC	6	15	71
BIAT DA1/20 290620	TN0001800622	BIA20	32	-	-	-	-	NC	55	271	1,902
BIAT DA1/7 291124	TNK63RI7BF70	BIA24	32	3	6	120	20,020		382	927	17,730
<b>BNA</b>											
BNA Da 1/10 040509	TN0003100633	BNA09	32	-	-	-	-	NC	420	2,140	3,977
BNA DA 1/10 200618	TN0003100740	BNA18	32	-	-	-	-	NC	83	276	445
BNA DA 1/55 150419	TN0003100815	BNA19	32	4	61	21	0,350		40	701	125
<b>BH BANK</b>											
BQ HABITAT (Da)	TN0001900612	BHDA	32	-	-	-	-	NC	-	-	-
BH Da 1/20 150999	TN0001900679	BH12	32	-	-	-	-	NC	-	-	-
BH Da1/25 14022000	TN0001900711	BH14	32	-	-	-	-	NC	-	-	-
BHDA 1/15 28052007	TN0001900778	BHDA7	32	-	-	-	-	NC	1	2	3
BH DA 1/3 270715	TN0001900901	BH15	32	-	-	-	-	NC	5	8	38
BH DA 1/5 171117	TN0001900992	BH17	32	-	-	-	-	NC	6	11	23
<b>UBCI</b>											
UBCI Da 1/6 010900	TN0002400570	UBC00	32	-	-	-	-	NC	3	3	48
UBCI Da 3/7 010704	TN0002400646	UBC04	32	-	-	-	-	NC	1	1	34
UBCI Da 1/2 150710	TN0002400653	UBC10	32	-	-	-	-	NC	2	2	45
UBCI Da8/33 141013	TN0002400695	UBC13	32	-	-	-	-	NC	27	256	2,228
<b>WIFAK INTERNATIONAL BANK</b>											
WIFAK DA1/2 121015	TN0007200132	WIF15	32	-	-	-	-	NC	3	3	6
<b>Construction &amp; Materials</b>											
<b>MPBS</b>											
MPBS DA1/10 070717	TN0007620032	MPB17	32	-	-	-	-	NC	3	10	10
MPBS DA1/20 050718	TN0007620040	MPB18	32	-	-	-	-	NC	5	37	16
MPBS DA1/10 100719	TN0007620057	MPB19	32	-	-	-	-	NC	4	11	9
MPBS DA1/17 100820	TN0007620065	MPB20	32	-	-	-	-	NC	18	49	21
<b>CARTHAGE CEMENT</b>											
CC Da 1/52 201210	TN0007400039	CC10	32	-	-	-	-	NC	5	31	-
<b>ESSOUKNA</b>											
SOKNA Da1/5 020712	TN0007210032	SOK12	32	-	-	-	-	NC	-	-	-
SOKNA Da2/5 010714	TN0007210040	SOK14	32	-	-	-	-	NC	4	9	13
<b>SIMPAR</b>											
SIMPAR Da 1/5	TN0004000089	SIM01	32	-	-	-	-	NC	-	-	-
SIMPA Da1/6 010708	TN0004000105	SIM08	32	-	-	-	-	NC	1	4	38
SIMPA Da1/7 010710	TN0004000121	SIM10	32	-	-	-	-	NC	-	-	-
SIMPA Da1/8 020712	TN0004000147	SIM12	32	-	-	-	-	NC	1	1	5
SIMPA DA2/9 010714	TN0004000154	SIM14	32	-	-	-	-	NC	2	8	64
<b>SITS</b>											
SITSDa1/9 28/03/07	TN0007180037	SITDA	32	-	-	-	-	NC	1	14	5
<b>SOMOCER</b>											
SOMOC Da 1/7 0803	TN0006780027	SOMC3	32	-	-	-	-	NC	-	-	-
SOMOC Da 1/10 0708	TN0006780043	SOMC8	32	-	-	-	-	NC	-	-	-
SOMOC Da 1/20 2007	TN0006780050	SOMC9	32	-	-	-	-	NC	-	-	-
SOMC Da1/10 261211	TN0006780068	SOM11	32	-	-	-	-	NC	-	-	-
SOMC Da1/45 211212	TN0006780076	SOM12	32	-	-	-	-	NC	5	65	1
SOMC Da2/35 231213	TN0006780084	SOM13	32	-	-	-	-	NC	10	92	1

SOMC DA3/37 250814	TN0006780092	SOM14	32	-	-	-	-	NC	13	76	1
SOM DA 1/23 201015	TN0006780100	SOM15	32	-	-	-	-	NC	6	27	-
<b>Industrial Goods &amp; Services</b>											
<b>ONE TECH HOLDING</b>											
OTH DA1/2 181121	TN7F9QE5NT90	OTH21	32	-	-	-	-	NC	11	33	136
<b>SIAME</b>											
SIAME Da5/11	TN0006590020	SIADA	32	-	-	-	-	NC	1	3	6
SIAME Da1/8	TN0006590087	SIAM1	32	-	-	-	-	NC	3	7	4
SIAM Da1/25 280704	TN0006590103	SIAM4	32	-	-	-	-	NC	3	7	1
SIAME Da1/10	TN0006590061	SIAM4	32	-	-	-	-	NC	3	5	2
SIAM DA1/10 160721	TN0006590111	SIAM21	32	-	-	-	-	NC	8	23	8
<b>SOTUVER</b>											
SOTUVER Da 1/24	TN0006560023	STVDA	32	-	-	-	-	NC	-	-	-
STV Da 1/25 010700	TN0006560049	STV00	32	-	-	-	-	NC	-	-	-
SOTUVER Da 3/34	TN0006560064	STV01	32	-	-	-	-	NC	-	-	-
STV02 3/10 010102	TN0006560098	STV02	32	-	-	-	-	NC	-	-	-
STV Da10/31 160712	TN0006560148	STV12	32	-	-	-	-	NC	3	19	190
SOTUV Da1/7 180713	TN0006560155	STV13	32	-	-	-	-	NC	8	18	58
SOTUV DA3/41 10714	TN0006560189	STV14	32	-	-	-	-	NC	12	67	123
STV DA 3/40 200715	TN0006560197	STV15	32	-	-	-	-	NC	21	139	277
STV DA2/23 4122017	TN0006560221	STV17	32	-	-	-	-	NC	19	77	163
SOTUV DA7/32 91020	TN0006560247	STV20	32	-	-	-	-	NC	121	1,015	3,764
STV DA2/11 280722	TNXI9LTW0FO7	STV22	32	-	-	-	-	NC	195	1,100	2,850
<b>Chemicals</b>											
<b>AIR LIQUIDE TUNISIE</b>											
AIR LIQ Da1/4 0999	TN0002300366	ALQDA	32	-	-	-	-	NC	1	1	220
AIR LIQ Da1/6 0601	TN0002300374	ALQ01	32	-	-	-	-	NC	-	-	-
ALQ Da1/6 (160902)	TN0002300390	ALQ02	32	-	-	-	-	NC	4	5	425
AIR LIQ Da1/8 0903	TN0002300408	ALQ03	32	-	-	-	-	NC	4	8	480
ALQ Da1/10 7/09/04	TN0002300416	ALQ04	32	-	-	-	-	NC	6	12	455
ALQDa1/12 06/09/05	TN0002300424	ALQ05	32	-	-	-	-	NC	2	3	129
ALQ Da1/12 070906	TN0002300432	ALQ06	32	-	-	-	-	NC	3	5	173
ALQ Da 1/12 0907	TN0002300440	ALQ07	32	-	-	-	-	NC	6	8	269
AL Da 1/11 030908	TN0002300457	ALQ08	32	-	-	-	-	NC	5	8	225
AL Da 1/12 030909	TN0002300465	ALQ09	32	-	-	-	-	NC	7	14	357
ALQ Da 1/11 060910	TN0002300473	ALQ10	32	-	-	-	-	NC	3	8	209
ALQ Da 1/11 050911	TN0002300481	ALQ11	32	-	-	-	-	NC	5	12	316
ALQ Da 1/15 030912	TN0002300499	ALQ12	32	-	-	-	-	NC	2	7	133
ALQ Da 1/11 020913	TN0002300507	ALQ13	32	-	-	-	-	NC	1	1	26
ALQ DA 1/12 150914	TN0002300515	ALQ14	32	-	-	-	-	NC	4	14	256
ALQ DA 1/25 070915	TN0002300523	ALQ15	32	-	-	-	-	NC	5	20	178
ALQ DA 1/28 050916	TN0002300531	ALQ16	32	-	-	-	-	NC	9	37	256
ALQ DA 1/31 250917	TN0002300549	ALQ17	32	-	-	-	-	NC	5	16	96
ALQ DA 1/30 161018	TN0002300556	ALQ18	32	-	-	-	-	NC	6	32	203
ALQ DA 1/16 160919	TN0002300564	ALQ19	32	-	-	-	-	NC	1	13	173
ALQ DA 1/45 201120	TN0002300572	ALQ20	32	-	-	-	-	NC	4	23	86
<b>ALKIMIA</b>											
ALKIM Da	TN0003800711	ALKDA	32	-	-	-	-	NC	-	-	-
ALKIM Da 04	TN0003800729	ALK04	32	-	-	-	-	NC	3	4	6
ALK Da 1/10 240603	TN0003800737	ALK03	32	-	-	-	-	NC	3	8	10
ALKNSLIB1/4j010123	TNPIK1R13738	ALK24	32	-	-	-	-	NC	-	-	-
<b>Retail</b>											
<b>ARTES</b>											
ARTES Da1/4 230712	TN0007300023	ART12	32	-	-	-	-	NC	-	-	-
ARTES Da1/5 040313	TN0007300031	ART13	32	-	-	-	-	NC	-	-	-
<b>CITY CARS</b>											
CITY DA1/3 230919	TN0007550023	CTY19	32	-	-	-	-	NC	11	14	110
<b>SMART TUNISIE</b>											
SMART DA1/5 070623	TN7IDY8X60S8	SMT23	32	-	-	-	-	NC	37	75	298
SMART DA1/6 111124	TN7PHUMS9GW2	SMT24	32	-	-	-	-	NC	55	154	477
<b>MAGASIN GENERAL</b>											
MAG GEN Da 1/2	TN0006440028	MGDA4	32	-	-	-	-	NC	-	-	-
<b>MONOPRIX</b>											
MONOPRIX Da	TN0001000116	MNPDA	32	-	-	-	-	NC	2	5	12
MNP Da 1/2 100611	TN0001000124	MNP11	32	-	-	-	-	NC	3	3	17
MNP Da 1/5 040612	TN0001000132	MNP12	32	-	-	-	-	NC	-	-	-
MNP Da 1/5 160615	TN0001000140	MNP15	32	-	-	-	-	NC	19	25	28
<b>SOTUMAG</b>											
MGR Da1/3 050710	TN0006580021	MGR10	32	1	1	3	3.020		1	1	3
MGR DA 1/10 201217	TN0006580039	MGR17	32	2	4	3	0.850		2	4	3
<b>Basic materials</b>											
<b>TPR</b>											
Da TPR 11/149 2006	TN0007270036	TPR08	32	-	-	-	-	NC	-	-	-
TPR Da 1/8 200509	TN0007270044	TPR09	32	-	-	-	-	NC	-	-	-
TPR Da 1/36 250510	TN0007270051	TPR10	32	-	-	-	-	NC	1	3	2
TPR Da 5/37 150611	TN0007270069	TPR11	32	-	-	-	-	NC	2	12	27
TPR Da 1/21 250612	TN0007270077	TPR12	32	-	-	-	-	NC	8	84	41
TPR Da 1/44 250613	TN0007270085	TPR13	32	-	-	-	-	NC	15	139	34
TPR DA 1/9 260716	TN0007270093	TPR16	32	-	-	-	-	NC	6	14	12

Oil & Gas												
<b>SOTRAPIL</b>												
STPIL Da1/10 0703	TN0006660021	SPL3	32	--	--	--	--	NC	5	13	44	
STPILDA0807 1/10	TN0006660039	SPL7	32	--	--	--	--	NC	--	--	--	
STPIL Da1/25301208	TN0006660047	SPL8	32	--	--	--	--	NC	14	115	132	
STPIL Da1/20 02712	TN0006660054	SPL12	32	2	3	6	1.900		11	44	64	
STPIL Da1/33 01713	TN0006660062	SPL13	32	--	--	--	--	NC	20	186	170	
STPIL DA1/17 20614	TN0006660070	SPL14	32	--	--	--	--	NC	23	93	155	
STPL DA1/32 180615	TN0006660088	SPL15	32	--	--	--	--	NC	28	300	256	
STPIL DA1/39 01716	TN0006660096	SPL16	32	--	--	--	--	NC	21	199	148	
STPILDA1/56 300617	TN0006660104	SPL17	32	--	--	--	--	NC	29	374	164	
STPILDA1/39 290618	TN0006660112	SPL18	32	--	--	--	--	NC	37	445	278	
<b>Personal &amp; Household Goods</b>												
<b>EURO-CYCLES</b>												
ECYCL DA1/2 010616	TN0007570021	ECY16	32	--	--	--	--	NC	2	2	18	
ECYC DA1/10 010719	TN0007570039	ECY19	32	--	--	--	--	NC	8	12	14	
ECYC DA1/10 040822	TNUTSNMT2ET9	ECY22	32	--	--	--	--	NC	44	102	118	
<b>ATELIER MEUBLE INTERIEURS</b>												
SAM DA 1/10 280717	TN0007740020	SAM17	32	--	--	--	--	NC	3	5	4	
SAM DA 1/5 300920	TN0007740038	SAM20	32	--	--	--	--	NC	1	1	1	
SAM DA 8/85 241125	TNLPW5AW8TJ4	SAM25	32	3	85	36	0.420		196	7,026	2,805	
<b>Société d'Articles Hygiéniques</b>												
SAH DA 1/7 050814	TN0007610025	SAH14	32	--	--	--	--	NC	10	17	58	
SAH DA 1/20 050914	TN0007610033	SAH42	32	--	--	--	--	NC	9	32	36	
SAH Da 1/5 230615	TN0007610041	SAH15	32	--	--	--	--	NC	1	1	5	
SAH DA 1/14 250117	TN0007610058	SAH17	32	--	--	--	--	NC	5	12	16	
SAH DA 1/17 070717	TN0007610066	SAH72	32	--	--	--	--	NC	8	29	29	
SAH DA 1/14 131217	TN0007610074	SAH73	32	--	--	--	--	NC	1	1	2	
SAH DA 1/14 010818	TN0007610082	SAH18	32	--	--	--	--	NC	16	81	105	
SAH DA 1/18 031218	TN0007610090	SAH82	32	--	--	--	--	NC	30	177	180	
SAH DA1/4 22082022	TNZTIVM7NY78	SAH22	32	1	1	1	0.830		146	614	1,813	
SAH DA 1/35 010823	TNG73XSR2TO7	SAH23	32	3	28	11	0.390		369	4,267	1,580	
<b>NEW BODY LINE</b>												
NBL Da1/45 161213	TN0007540032	NBL13	32	--	--	--	--	NC	17	206	23	
NBL DA 1/10 280717	TN0007540040	NBL17	32	--	--	--	--	NC	9	18	9	
<b>OFFICE PLAST</b>												
PLAST DA1/4 161216	TN0007700032	PLS16	32	--	--	--	--	NC	6	10	3	
PLA DA3/100 231020	TN0007700065	PLA20	32	--	--	--	--	NC	12	428	7	
PLA DA7/103 190721	TN0007700081	PLA21	32	--	--	--	--	NC	18	1,283	69	
PLAST DA1/5 190722	TN2H8I4G16F8	PLA22	32	--	--	--	--	NC	18	414	48	
<b>Health Care</b>												
<b>UNITE DE FABRICATION DE MEDICAMENTS</b>												
UMED D76/509 26716	TN0007720022	UMD16	32	--	--	--	--	NC	13	157	246	
UMD DA11/117 40817	TN0007720030	UMD17	32	--	--	--	--	NC	22	6,770	3,566	
<b>Financial Services</b>												
<b>ATL</b>												
ATL Da 1/5 290808	TN0004700266	ATL08	32	--	--	--	--	NC	2	4	8	
ATL Da 2/17 261112	TN0004700472	ATL12	32	--	--	--	--	NC	11	54	55	
<b>ATTIJARI LEASING</b>												
ATTIJARI LS ROMPU	TN0006610141	TJLR	32	--	--	--	--	NC	--	--	--	
TJL DA 3/17 210717	TN0006610448	TJL17	32	--	--	--	--	NC	17	428	2,410	
<b>BH LEASING</b>												
ML DA 1/4 250515	TN0006720072	ML15	32	--	--	--	--	NC	8	8	5	
<b>CIL</b>												
CIL DA 2007 1/4	TN0004201042	CIL07	32	--	--	--	--	NC	--	--	--	
CIL Da 1/5 301208	TN0004201117	CIL08	32	--	--	--	--	NC	--	--	--	
CIL Da 1/3 110610	TN0004201216	CIL10	32	--	--	--	--	NC	3	5	101	
CIL Da 1/4 030611	TN0004201281	CIL11	32	--	--	--	--	NC	1	1	6	
CIL DA2/5 15052023	TNEOEJK4P2R7	CIL23	32	--	--	--	--	NC	1	1	5	
<b>HANNIBAL LEASE</b>												
HL DA 1/10 180817	TN0007310378	HL17	32	--	--	--	--	NC	2	2	2	
HL DA37/100 090720	TN0007310519	HL20	32	--	--	--	--	NC	13	267	619	
<b>SPDIT - SICAF</b>												
SPDIT Da 1/24 3512	TN0001400720	SPD12	32	--	--	--	--	NC	4	28	18	
<b>TUNISIE LEASING ET FACTORING</b>												
TUN. LEAS. (Da 10)	TN0002100915	TLSDA	32	--	--	--	--	NC	--	--	--	
TLS Da 1/4	TN0002100956	TLD01	32	--	--	--	--	NC	--	--	--	
TLS Da 1/5(021202)	TN0002100980	TLS02	32	--	--	--	--	NC	--	--	--	
TLS Da 1/6(181203)	TN0002101012	TLS03	32	--	--	--	--	NC	2	3	27	
TLS Da 1/7(061204)	TN0002101061	TLS04	32	--	--	--	--	NC	--	--	--	
TLS Da1/55(010307)	TN0002101152	TLS07	32	--	--	--	--	NC	--	--	--	
TLS Da 1/56 030308	TN0002101210	TLS08	32	--	--	--	--	NC	6	90	85	
TLS Da 1/57 020309	TN0002101319	TLS09	32	--	--	--	--	NC	3	22	14	
TLS Da 1/68 301209	TN0002101392	TLS92	32	--	--	--	--	NC	8	64	34	
TLS Da 1/69 010210	TN0002101400	TLS10	32	--	--	--	--	NC	11	91	45	
TLS Da 3/80 010213	TN0002101590	TLS13	32	--	--	--	--	NC	21	240	345	
TL DA3/83 10022014	TN0002101749	TLS14	32	--	--	--	--	NC	31	466	637	
TL DA2/43 02022015	TN0002101814	TLS15	32	--	--	--	--	NC	18	152	262	
TLS DA1/23 010719	TN0002102044	TLS19	32	--	--	--	--	NC	37	244	398	

Technology													
<b>TELNET HOLDING</b>													
TLN Da 1/10 010719	TN0007440035	TLN19	32	-	-	-	-	-	-	NC	8	28	23
<b>Telecommunications</b>													
<b>SOTETEL</b>													
SOTETEL Da1/6	TN0006530059	SOT01	32	-	-	-	-	-	-	NC	1	2	4
SOT Da 1/5 010102	TN0006530067	SOT02	32	-	-	-	-	-	-	NC	-	-	-
SOT Da 1/5 010703	TN0006530075	SOT03	32	-	-	-	-	-	-	NC	-	-	-
SOT Da 1/10 150704	TN0006530083	SOT04	32	-	-	-	-	-	-	NC	-	-	-
SOT Da1/22 010906	TN0006530091	SOT06	32	-	-	-	-	-	-	NC	1	7	2
<b>Travel &amp; Leisure</b>													
<b>TUNISAIR</b>													
TUNISAIR - Da 01	TN0001200419	TAIDA	32	-	-	-	-	-	-	NC	-	-	-
TUNISAIR - Da 04	TN0001200468	TAI04	32	-	-	-	-	-	-	NC	1	6	-
TAIR Da1/10 010799	TN0001200476	TAI99	32	1	4	-	-	0.010	-	-	1	4	-
TAIR Da1/10 030700	TN0001200492	TAI00	32	2	5	-	-	0.010	-	-	3	8	-
TUNISAIR Da 1/10	TN0001200518	TAI01	32	-	-	-	-	-	-	NC	2	32	1
TAIR Da1/22 310806	TN0001200534	TAI06	32	-	-	-	-	-	-	NC	4	46	1
TAIR Da 1/5 010908	TN0001200542	TAI08	32	1	4	-	-	0.010	-	-	8	35	1
TAIR Da1/11 170709	TN0001200567	TAI09	32	-	-	-	-	-	-	NC	6	16	-
<b>Total</b>				<b>52</b>	<b>289</b>			<b>1,044</b>			<b>4,985</b>	<b>44,125</b>	<b>240,781</b>

# Instruments – Bonds

## Titres émis par l'Etat

Trading session of 05/18/2026

Year 2026

Company	ISIN code	Mnemonic	Group	Unit	Trades	Volume	Value (TND)	Closing Price	Daily change	Indicator	Open	Trades	Volume	Value (TND)
BTA 6.3% Oct 2026	TN0008000580	B1026		21 %				98.000	0.00%	NC	98.000			
BTA6.7% Avril 2028	TN0008000606	B0428		21 %				93.100	0.00%	NC	93.100			
BTA 7.5% Juil 2032	TN0008000663	B0732		21 %				97.000	0.00%	NC	97.000			
BTA 7% Juil 2028	TN0008000697	B0728		21 %				90.500	0.00%	NC	90.500			
BTA 7.2% Fev 2027	TN0008000721	B0227		21 %				99.460	0.00%	NC	97.590	13	9,800	10,267,152
BTA 7.4% Fev 2030	TN0008000739	B0230		21 %				95.560	0.00%	NC	93.450	8	544	525,748
BTA 7.2% Mai 2027	TN0008000747	B0527		21 %				99.030	0.00%	NC	96.510	7	409	429,343
BTA 8% Nov 2030	TN0008000762	B1130		21 %				97.000	0.00%	NC	97.000			
BTA 7.3% Dec 2027	TN0008000770	B1227		21 %				91.050	0.00%	NC	91.050			
BTA 7.5% Janv 2028	TN0008000796	B0128		21 %				100.000	0.00%	NC	100.000			
BTA 8% Mars 2033	TN0008000804	B0333		21 %				100.000	0.00%	NC	100.000			
BTA 6.6% Mars 2027	TN0008000655	B0327		21 %				98.000	0.00%	NC	97.100	1	158	163,697
BTA 7.5% Dec 2028	TN0008000812	B1228		21 %				94.720	0.00%	NC	94.720			
E NAT 2021 8.80% B	TN0008000838	NB26		21 %				100.310	0.00%	NC	100.000	2	65,000	6,938,348
E NAT 2021 8.90% C	TN0008000846	NC28		21 %				93.000	0.00%	NC	93.000			
ENAT2021 8.70%A PP	TN0008000820	NA26		21 %				100.000	0.00%	NC	97.500	4	157,585	841,609
ENAT2 2021 8.80% B	TN0008000895	NB226		21 %				100.000	0.00%	NC	100.000			
ENAT2 2021 8.90% C	TN0008000903	NC228		21 %				95.000	0.00%	NC	95.000	1	6	5,957
ENAT2 HASSAN21 APP	TN0008000853	NH226		21 %				100.000	0.00%	NC	100.000			
ENAT22021 8.70%APP	TN0008000887	NA226		21 %				100.410	0.00%	NC	97.000	2	2,200	11,614
ENAT3 2021 8.80% B	TNYZ06UGUZ33	NB3F6		21 %				100.000	0.00%	NC	94.500	2	4,050	417,386
ENAT3 2021 8.90% C	TN3QL5M1QLW6	NC3F8		21 %				100.000	0.00%	NC	100.000			
ENAT3 HASSAN2021 B	TNVSDML2VYJ5	NHB36		21 %				100.000	0.00%	NC	100.000			
ENAT3 HASSAN2021 C	TNJQ3VIAM1R9	NHC38		21 %				100.000	0.00%	NC	100.000			
ENAT32021 8.70%APP	TNZBXQU5RZ91	NA3F6		21 %				95.000	0.00%	NC	97.000	6	2,208	11,147
ENT32021T+2.45%APP	TNSUXW7EBUQ0	NA3V6		21 %				95.000	0.00%	NC	95.000			
ENAT3 HASSAN21 APP	TNE5I87AYZT5	NHA36		21 %				100.000	0.00%	NC	100.000			
ENAT32021 T+2.55%B	TN5QHYZ8T348	NB3V6		21 %				100.000	0.00%	NC	100.000			
ENAT32021 T+2.65%C	TNJP2LP1CVE1	NC3V8		21 %				100.000	0.00%	NC	100.000			
ENAT1 2022 A 8.80%	TNPSLOPEJVO7	NAF27		21 %				100.000	0.00%	NC	95.000	26	14,321	147,600
ENAT1 2022 B 8.90%	TNHG2VXQ3BG0	NBF29		21 %				98.000	0.00%	NC	100.000	3	52	4,000
ENAT1 2022 C 9.10%	TN5XXZZ454U2	NCF32		21 %				100.000	0.00%	NC	100.000			
ENAT1 2022A T+2.4%	TNLEGO8CKWX3	NAV27		21 %				100.000	0.00%	NC	92.500	1	1,170	12,714
ENAT1 2022B T+2.5%	TN00U20VQYS5	NBV29		21 %				100.000	0.00%	NC	100.000			
ENAT1 2022CT+2.65%	TNQHMI7RIBR5	NCV32		21 %				100.000	0.00%	NC	100.000			
ENAT1 HASSAN2022 A	TNCDR74CL701	NHA27		21 %				100.000	0.00%	NC	100.000			
ENAT1 HASSAN2022 B	TNBHB9XIP394	NHB29		21 %				100.000	0.00%	NC	100.000			
ENAT1 HASSAN2022 C	TNW1CN5IM5T4	NHC32		21 %				100.000	0.00%	NC	100.000			
ENAT2 2022 9.35% B	TNQVHB5WZ2K2	NB2F9		21 %				97.100	0.00%	NC	101.750	1	100	8,250
ENAT2 2022 9.60% C	TNI9EO2MTU05	NC2F2		21 %				100.700	0.00%	NC	100.700			
ENAT2 2022T+2.40%C	TN11TIB0EPV4	NC2V2		21 %				100.000	0.00%	NC	100.000			
ENAT2 HASSAN2022 B	TNU9AUB15T16	NH2B9		21 %				100.000	0.00%	NC	100.000			
ENAT2 HASSAN2022 C	TN714WHHNWN4	NH2C2		21 %				100.000	0.00%	NC	100.000			
ENAT2 HASSAN22 APP	TNM46OWVRPO6	NH2A7		21 %				65.000	0.00%	NC	65.000			
ENAT22022 9.25%APP	TNJ1M1ZAWYG5	NA2F7		21 %				97.000	0.00%	NC	99.000	4	23,155	246,822
ENAT22022 T+2.2% B	TNFOOWIRG8H7	NB2V9		21 %				100.000	0.00%	NC	100.000			
ENT2 22 T+2.15%APP	TNQCK0BPZ5A4	NA2V7		21 %				100.000	0.00%	NC	100.000	1	1,500	15,830
ENAT3 2022 9.35% B	TNRGVSC8DE36	NB3F9		21 %				100.170	0.00%	NC	100.170			
ENAT3 2022 9.60% C	TN4A4WPDZOC1	NC3F2		21 %				100.000	0.00%	NC	100.000			
ENAT3 2022T+2.40%C	TNIZ090I5G66	NC3V2		21 %				100.000	0.00%	NC	100.000			
ENAT32022 9.25%APP	TNXNSU5ILBI2	NA3F7		21 %				98.000	0.00%	NC	93.000	3	2,965	29,817
ENAT32022 T+2.2% B	TN0JN6PVVH38	NB3V9		21 %				100.000	0.00%	NC	100.000			
ENT3 22 T+2.15%APP	TNWL0DSWXK1	NA3V7		21 %				99.000	0.00%	NC	99.000			
BTA 8.8% Sept 2032	TN1L4N1SD7B2	B0932		21 %				100.000	0.00%	NC	100.000			
ENAT4 2022 9.4% B	TNWRCVSYL730	NB4F9		21 %				100.000	0.00%	NC	96.000	1	99	8,179
ENAT4 2022 9.60% C	TNEFCT8MXYZ3	NC4F2		21 %				100.000	0.00%	NC	100.000			
ENAT4 2022T+2.25%C	TNVFSFLG1FH4	NC4V2		21 %				100.000	0.00%	NC	100.000			
ENAT4 HASSAN2022 C	TNQR5G236GA1	NH4C2		21 %				100.000	0.00%	NC	100.000			
ENAT42022 9.35%APP	TNOAYHSVTHY1	NA4F7		21 %				99.000	0.00%	NC	99.000	3	6,201	63,723
ENAT42022T+2.05% B	TN7PM93UZP50	NB4V9		21 %				100.000	0.00%	NC	100.000			
ENAT4HASSAN2022APP	TNA3G5IE2961	NH4A7		21 %				100.000	0.00%	NC	100.000			
ENT4 2022 T+2% APP	TN2MVOGUKOA5	NA4V7		21 %				100.750	0.00%	NC	100.750			
BTA 8% Janv 2029	TNHUVZNLATV4	B0129		21 %				100.000	0.00%	NC	100.000			
ENAT1 2023 9.8% B	TNCGJF5TW027	NBF30		21 %				93.500	0.00%	NC	93.500			
ENAT1 2023 9.95% C	TNKTEO5CIW5	NCF33		21 %				99.000	0.00%	NC	99.000			
ENAT1 2023T+1.95%C	TNHZAONAPWF9	NCV33		21 %				100.620	0.00%	NC	100.620			
ENAT1 HASSAN2023 B	TN36Q8OXFK87	NHB30		21 %				100.000	0.00%	NC	100.000			
ENAT12023 9.75%APP	TN6DQ00JBLT7	NAF28		21 %				100.000	0.00%	NC	97.000	14	54,045	589,477
ENAT12023T+1.75% B	TN3C6DVEWM76	NBV30		21 %				100.000	0.00%	NC	100.000			

ENAT1 HASSAN2023APP	TNJI7SUL94Z3	NHA28	21 %	-	-	-	100.000	0.00%	NC	100.000	-	-	-
ENT12023T+1.7% APP	TNBYTZTD1920	NAV28	21 %	-	-	-	100.000	0.00%	NC	91.000	1	3,926	39,614
ENAT2 2023 9.8% B	TNCR2TMAK1K8	NB2F0	21 %	-	-	-	99.000	0.00%	NC	99.000	-	-	-
ENAT2 2023 9.95% C	TNNZ2M9ZHIT3	NC2F3	21 %	-	-	-	97.000	0.00%	NC	97.000	-	-	-
ENAT2 2023T+1.95% C	TNDRFUSQRGB4	NC2V3	21 %	-	-	-	100.000	0.00%	NC	100.000	-	-	-
ENAT2 HASSAN23 APP	TNS70RLC1A97	NH2A8	21 %	-	-	-	63.000	0.00%	NC	70.000	2	449	2,829
ENAT22023 9.75% APP	TNNI3UPDY012	NA2F8	21 %	2	976	10,598	100.000	0.00%		99.010	56	27,267	293,192
ENAT22023T+1.75% B	TNN50G7PX8W5	NB2V0	21 %	-	-	-	100.000	0.00%	NC	100.000	-	-	-
ENT22023T+1.7% APP	TNHOFRXHSG72	NA2V8	21 %	-	-	-	100.000	0.00%	NC	97.000	5	15,007	161,196
BTA 8.25% Juin2031	TNN0SOORH1F1	B0631	21 %	-	-	-	98.780	0.00%	NC	95.300	2	1,500	1,596,974
BTA 9.4% aout 2033	TNNUS2JABSF6	B0833	21 %	-	-	-	99.950	0.00%	NC	100.010	1	800	831,328
BTA 9.5% aout 2035	TN19GXXADLD0	B0835	21 %	-	-	-	100.000	0.00%	NC	100.000	-	-	-
BTA 9% sept 2029	TNLRQIP00JY4	B0929	21 %	-	-	-	99.100	0.00%	NC	98.700	2	430	438,126
ENAT3 2023 9.8% B	TNVE955M6R90	NB3F0	21 %	-	-	-	100.000	0.00%	NC	100.000	-	-	-
ENAT3 2023 9.95% C	TNDSN3G1YQE9	NC3F3	21 %	-	-	-	100.000	0.00%	NC	100.000	-	-	-
ENAT3 2023T+1.95% C	TN0LAJZU8LX6	NC3V3	21 %	-	-	-	100.000	0.00%	NC	100.000	-	-	-
ENAT32023 9.75% APP	TNPECGNMPEV9	NA3F8	21 %	-	-	-	102.130	0.00%	NC	100.000	2	2,900	30,976
ENAT32023T+1.75% B	TNRS9CVT3S7	NB3V0	21 %	-	-	-	100.000	0.00%	NC	100.000	-	-	-
ENT32023T+1.7% APP	TNVI299YK4C1	NA3V8	21 %	-	-	-	97.500	0.00%	NC	97.500	-	-	-
ENAT4 2023 9.8% B	TNBII1MJCEF3	NB4F0	21 %	-	-	-	101.700	0.00%	NC	100.000	1	70,000	7,192,299
ENAT4 2023T+1.95% C	TN10K3C5R1G1	NC4V3	21 %	-	-	-	100.000	0.00%	NC	100.000	-	-	-
ENAT4 HASSAN2023 C	TNT8IJDMSJP7	NH4C3	21 %	-	-	-	100.000	0.00%	NC	100.000	-	-	-
ENAT4 HASSAN23 APP	TNNS9SUDVGS5	NH4A8	21 %	-	-	-	100.000	0.00%	NC	100.000	-	-	-
ENAT42023 9.75% APP	TNGVARQJO7Y7	NA4F8	21 %	-	-	-	102.200	0.00%	NC	96.000	5	2,126	21,806
ENAT42023 9.95% C	TNBSXXEKBFR8	NC4F3	21 %	-	-	-	100.000	0.00%	NC	100.000	-	-	-
ENAT42023T+1.75% B	TNMCPXL1EE2	NB4V0	21 %	-	-	-	100.000	0.00%	NC	100.000	-	-	-
ENAT1 2024 9.8% B	TNUWXR58DVH5	NBF31	21 %	-	-	-	101.300	0.00%	NC	101.300	-	-	-
ENAT1 2024 9.95% C	TNRLFZ5FIX29	NCF34	21 %	-	-	-	100.000	0.00%	NC	100.000	-	-	-
ENAT1 2024T+1.95% C	TN85T11TY25	NCV34	21 %	-	-	-	100.000	0.00%	NC	100.000	-	-	-
ENAT12024 9.75% APP	TNLI8MDN3K59	NAF29	21 %	-	-	-	100.000	0.00%	NC	100.000	22	12,840	128,578
ENAT12024T+1.75% B	TN2781ZB9E10	NBV31	21 %	-	-	-	100.000	0.00%	NC	100.000	2	20,000	2,039,323
ENAT1HASSAN2024 B	TNV0IKZMIV2	NHB31	21 %	-	-	-	100.000	0.00%	NC	100.000	-	-	-
ENAT1HASSAN2024APP	TNX8RLJOS6K2	NHA29	21 %	-	-	-	100.000	0.00%	NC	100.000	-	-	-
ENT12024T+1.7% APP	TN148E224391	NAV29	21 %	-	-	-	100.000	0.00%	NC	100.000	-	-	-
ENAT2 2024 9.8% B	TNXOK9990B08	NB2F1	21 %	-	-	-	101.300	0.00%	NC	101.300	-	-	-
ENAT2 2024 9.95% C	TN5WI26K4ER0	NC2F4	21 %	-	-	-	100.000	0.00%	NC	100.000	-	-	-
ENAT2 2024T+1.95% C	TN8KXPKVQU2	NC2V4	21 %	-	-	-	100.000	0.00%	NC	100.000	-	-	-
ENAT22024 9.75% APP	TNGB6J5LA0W7	NA2F9	21 %	-	-	-	100.000	0.00%	NC	96.000	13	17,310	182,936
ENAT22024T+1.75% B	TNC6WBFURIQ8	NB2V1	21 %	-	-	-	100.000	0.00%	NC	100.000	-	-	-
ENAT2HASSAN2024 B	TNSTVM3VL445	NH2B1	21 %	-	-	-	100.000	0.00%	NC	100.000	-	-	-
ENAT2HASSAN24APP	TNNC5BCJLRM3	NH2A9	21 %	-	-	-	100.000	0.00%	NC	100.000	-	-	-
ENT22024T+1.7% APP	TN2ZCQJFHW9	NA2V9	21 %	-	-	-	100.000	0.00%	NC	100.000	-	-	-
ENAT3 2024 9.8% B	TNFC8O7A98F4	NB3F1	21 %	-	-	-	101.540	0.00%	NC	101.540	-	-	-
ENAT3 2024 9.95% C	TNPDPDY2398	NC3F4	21 %	-	-	-	100.000	0.00%	NC	100.000	-	-	-
ENAT3 2024T+1.95% C	TNLBC9INKV10	NC3V4	21 %	-	-	-	100.000	0.00%	NC	100.000	-	-	-
ENAT3 HASSAN2024 B	TNINM1L131F4	NH3B1	21 %	-	-	-	100.000	0.00%	NC	100.000	-	-	-
ENAT32024 9.75% APP	TNBDWIX8EYF6	NA3F9	21 %	-	-	-	98.000	0.00%	NC	94.500	2	2,600	26,241
ENAT32024T+1.75% B	TNAO0T7V1X56	NB3V1	21 %	-	-	-	100.000	0.00%	NC	100.000	-	-	-
ENT32024T+1.7% APP	TN22FOAA1509	NA3V9	21 %	-	-	-	100.000	0.00%	NC	100.000	-	-	-
BTA 9.70% Oct 2027	TN9EGII9CQ82	B1027	21 %	-	-	-	101.830	0.00%	NC	100.000	2	100	105,178
BTA 9.87% Oct 2031	TNOODT102PF5	B1031	21 %	-	-	-	100.000	0.00%	NC	100.000	-	-	-
BTA 9.80% Oct 2028	TN87SF5T9RO3	B1028	21 %	-	-	-	100.000	0.00%	NC	100.000	-	-	-
ENAT4 2024 9.8% B	TN9092FJVKK8	NB4F1	21 %	-	-	-	101.400	0.00%	NC	101.400	-	-	-
ENAT4 2024 9.95% C	TNGCLJS7FYQ7	NC4F4	21 %	-	-	-	102.400	0.00%	NC	102.400	-	-	-
ENAT4 2024T+1.95% C	TNTPNCECEBC3	NC4V4	21 %	-	-	-	100.000	0.00%	NC	100.000	-	-	-
ENAT4 HASSAN2024 B	TNZQNUDKX2Y3	NH4B1	21 %	-	-	-	100.000	0.00%	NC	100.000	-	-	-
ENAT42024 9.75% APP	TN9CYAY77XT1	NA4F9	21 %	-	-	-	102.700	0.00%	NC	95.000	6	64,400	676,561
ENAT42024T+1.75% B	TN45VKDAPM79	NB4V1	21 %	-	-	-	100.000	0.00%	NC	100.000	-	-	-
ENT42024T+1.7% APP	TNSAWK5L94U9	NA4V9	21 %	-	-	-	100.000	0.00%	NC	100.000	-	-	-
BTA 9.89% Juin2033	TN15BPOGW9F1	B0633	21 %	-	-	-	100.000	0.00%	NC	100.000	-	-	-
BTA 9.90% Dec 2034	TNXJGTXAROH4	B1234	21 %	-	-	-	100.000	0.00%	NC	100.000	-	-	-
BTA 9.87% Janv2032	TNCYAUILJ413	B0132	21 %	-	-	-	104.460	0.00%	NC	101.310	4	800	830,894
BTA 9.83% mars2034	TNV7HGOLTYL8	B0334	21 %	-	-	-	100.000	0.00%	NC	100.000	-	-	-
BTA 9.28% juin2028	TNL8K8A9Q440	B0628	21 %	-	-	-	100.000	0.00%	NC	100.000	-	-	-
BTA 9.49% juin2034	TNBF55WVBO32	B0634	21 %	-	-	-	100.000	0.00%	NC	100.000	-	-	-
BTA 9.37% juin2029	TNNC6SZ1UFM6	B0629	21 %	-	-	-	100.270	0.00%	NC	100.000	1	100	105,687
BTA 9.45% juil2035	TNEHPA8HGPD7	B0735	21 %	-	-	-	100.000	0.00%	NC	100.000	-	-	-
BTA 9.31% juin2030	TNXS9NK4WGP1	B0630	21 %	-	-	-	101.760	0.00%	NC	100.730	5	700	748,327
BTA 9.28% mars2029	TN5NNTY0MW2	B0329	21 %	-	-	-	100.000	0.00%	NC	100.000	-	-	-
BTA 9.40% Dec 2035	TNQEVM1AZTU8	B1235	21 %	-	-	-	100.000	0.00%	NC	100.000	-	-	-
BTA 7.75% Mars2035	TNRZET64V1L9	B0335	21 %	-	-	-	100.000	0.00%	NC	100.000	-	-	-
BTA 7.75% Mars2036	TN673BVAIRO4	B0336	21 %	-	-	-	100.000	0.00%	NC	100.000	-	-	-
BTA 7.75% Mars2038	TNEF0249ZM68	B0338	21 %	-	-	-	92.160	0.00%	NC	100.000	3	59,000	55,126,044
BTA 7.50% Sept2034	TN7AELB464P3	B0934	21 %	-	-	-	100.000	0.00%	NC	100.000	-	-	-
BTA 8.45% Sept2030	TNGTIJFRR1B4	B0930	21 %	-	-	-	100.000	0.00%	NC	100.000	-	-	-
<b>Total</b>				<b>2</b>	<b>976</b>	<b>10,598</b>					<b>240</b>	<b>647,823</b>	<b>91,316,520</b>

Obligations privées

Trading session of 05/18/2026

Year 2026

Sector / Issuer / Security	ISIN code	Mnemonic	Group	Unit	Trades	Volume	Value (TND)	Closing Price	Daily change	Indicator	Open	Trades	Volume	Value (TND)
<b>BANQUES</b>														
<b>ABC TUNISIE</b>														
ABCB0627 11.5%P7-2	TN0007780075	AC20B		21 %							NC	100.000		
<b>AMEN BANK</b>														
AB0528 7.0%AP20	TN0003400330	ABS5B		21 %							NC	100.000		
ABSC0228 9.4%AP7-2	TN0003400678	ABS3C		21 %							NC	100.000		
AB SA0428T+2.7P7-2	TN0003400686	ABS1A		21 %							NC	100.000		
AB SB0431T+2.8AP10	TN0003400694	ABS1B		21 %							NC	100.000		
ABSA1028 10.05%AP5	TNDE9EH7SA12	AB3AF		21 %							NC	100.000		
ABSA1028T+2.15%AP5	TNL8PGUB9C93	AB3AV		21 %							NC	100.000		
ABSC1030 10.2%P7-2	TN5PTKYMCD13	AB3CF		21 %							NC	100.000		
ABSC1030T+2.3%P7-2	TNTMJ1DJ4SH4	AB3CV		21 %							NC	100.000		
ABSD1030 10.3% IF7	TN0GGAF4RX47	AB3DF		21 %							NC	100.000		
ABSD1030 T+2.4%IF7	TNR3ZRJWC984	AB3DV		21 %							NC	100.000		
ABSA1130T+1.65%AP5	TNQK7QIECB53	AB5SA		21 %							NC	100.000	2	35
ABSB1132T+1.75P7-2	TNA3Z7AYXXX2	AB5SB		21 %							NC	100.000	1	30,000
<b>ARAB TUNISIAN BANK</b>														
ATB0527T+1.75%AP20	TN0003600491	ATB7C		21 %							NC	100.000		
ATB0532T+2.0%AP25	TN0003600509	ATB7D		21 %							NC	100.000		
ATB0529 5.9%P20-5	TN0003600582	ATB82		21 %							NC	100.000		
ATBSB0328T+2.1AP10	TN0003600657	ATBSB		21 %							NC	100.000		
<b>BANQUE DE TUNISIE ET DES EMIRATS</b>														
BTE0930 5.85%AP20	TN0001300607	BE10B		21 %							NC	100.000		
BTE0232 6.25%P20	TN0001300623	BE11F		21 %							NC	100.000		
BTEB0127 11.5%P7-2	TN0001300680	BE9BF		21 %							NC	100.000		
BTEB0127T+3.25P7-2	TN0001300698	BE9BV		21 %							NC	100.000		
<b>BANQUE INTERNATIONALE ARABE DE TUNISIE</b>														
BSA0627 8.75% P5PP	TN0S9Z110G78	B22AF		21 %							NC	100.000		
BSA0627T+2.55%P5PP	TN2XZTDCR70	B22AV		21 %							NC	100.000		
BSB0627 8.75% P5	TNBLRFH96SL4	B22BF		21 %							NC	100.130		
BSB0627T+2.55% P5	TNUALDKV3BS3	B22BV		21 %							NC	100.000		
BSC0627 9.15% IF5	TNODT4SXV9P9	B22CF		21 %							NC	98.440		
BSC0627T+2.95% IF5	TN9MG9SI38K0	B22CV		21 %							NC	91.720	2	3,280
BSD0629 9.20% P7-2	TN8J8QFA4123	B22DF		21 %							NC	100.000		
BSD0629 T+3% P7-2	TNG0JL1IIN67	B22DV		21 %							NC	100.000		
BSE0629 9.45% IF7	TNPZ2BZUFO23	B22EF		21 %							NC	100.000		
BSE0629T+3.25% IF7	TN4IAOG1Z7S3	B22EV		21 %							NC	100.000		
BSF0632 9.60%P10-5	TNGQ611JKPR4	B22FF		21 %							NC	100.000		
BSF0632T+3.35P10-5	TNDJUT047VF9	B22FV		21 %							NC	100.180		
BSG0632 9.70% IF10	TNFSFT39R800	B22GF		21 %							NC	100.760		
BSG0632T+3.45%IF10	TNHD4NKEWF69	B22GV		21 %							NC	100.000		
<b>BANQUE TUNISO KOWEITIENNE</b>														
BTK0230 5.85%P20	TN0004620142	BTK9D		21 %							NC	100.000		
BTK0130 T+2.5% AP5	TN3Z8BRRN997	BTK24		21 %							NC	100.000		
<b>BH BANK</b>														
BH SC1028 9.1%P7-2	TN0PIDORGAE6	BS21C		21 %							NC	99.970		
BHSA1026T+2.55P5-1	TNSH8NXC1WC4	BS21A		21 %							NC	100.860	2	2,877
BHSB1026T+2.7%INF5	TNIHWO49ARG5	BS21B		21 %							NC	100.000		
BHSD1028T+2.9%P7-2	TNA4HARL4UU5	BS21D		21 %							NC	100.000		
<b>SOCIETE TUNISIENNE DE BANQUE</b>														
STB0528T+1.75%AP20	TN0002601003	STB8C		21 %							NC	100.000		
STB0533 T+2.0%AP25	TN0002601011	STB8D		21 %							NC	100.000		
STB SC1126 11%P7-2	TN0002601169	S91CF		21 %							NC	100.150		
STBSC1126T+2.8P7-2	TN0002601177	S91CV		21 %							NC	100.000		
STBSD1126 11.5%IF7	TN0002601185	SB91D		21 %							NC	100.000		
STB SC0427 11%P7-2	TN0002601219	S20CF		21 %							NC	100.150		
STBSA0127 8.7% AP5	TNWQS0MZ65V8	S21AF		21 %							NC	99.520		
STBSA0127T+2.3%AP5	TN8X3GZLYOR8	S21AV		21 %							NC	98.820		
STBSB0127 8.95%IF5	TNTGLIP3KDL6	S21BF		21 %							NC	100.000		
STBSB0127T+2.55IF5	TN4UMPL967X2	S21BV		21 %							NC	100.000		
STBSC0127 9.1% AP5	TNXFR5BNBPM9	S21CF		21 %							NC	100.000		
STBSC0127T+2.7%AP5	TN2MYCP047G7	S21CV		21 %							NC	100.000		
STBSD0127 9.35%IF5	TNL6Z2LXMEP5	S21DF		21 %							NC	100.000		
STBSE0127 8.7% AP5	TN0R77XCOAH0	S21EF		21 %							NC	100.000		
<b>UNION BANCAIRE POUR LE COMMERCE ET L INDUSTRIE</b>														
UBCIS1130 9.30%AP5	TNTWU2KQRW54	UB55A		21 %							NC	100.000	2	600
UBCIS1132 9.4%P7-2	TN8S8S99B8S7	UB55C		21 %							NC	100.000		
UBCIS0131 9.10%AP5	TN4X28FG1HN5	UB52A		21 %							NC	100.000		
UBCIS0133 9.2%P7-2	TNATYLQMS1D3	UB52C		21 %							NC	100.000		
<b>UNION INTERNATIONALE DE BANQUES</b>														
UIB0729 5.85%AP20	TN0003900248	UB91C		21 %							NC	95.000		
UIB0831 6.3%P20	TN0003900263	U111B		21 %							NC	91.600	4	8,943
UIB0133 6.70% AP20	TN0003900305	UB21C		21 %							NC	100.000		
<b>UNION INTERNATIONALE DE BANQUES</b>														

WIFIKA INTERNASIONAL BANK												
WIB ID 0626 11%P7	TN0007200207	WB19D	21 %	--	--	--	100.000	0.00%	NC	100.000	--	--
WIBIC0626 10.75%P7	TN0007200199	WB19C	21 %	--	--	--	98.000	0.00%	NC	98.000	--	--
WC0133 10.25%P10-2	TNMC9HTIB5A4	WB22C	21 %	--	--	--	100.000	0.00%	NC	100.000	--	--
WIB A 0128 9.25%P5	TNR4CLXNS261	WB22A	21 %	--	--	--	100.000	0.00%	NC	100.000	--	--
WIBB0130 9.75%P7-2	TN6K3B3UUB12	WB22B	21 %	--	--	--	100.000	0.00%	NC	100.000	--	--
<b>SERVICES FINANCIERS</b>												
<b>ARAB TUNISIAN LEASE</b>												
ATL A0127 9.6% AP5	TNFUHZ3R7VR5	AT21A	21 %	--	--	--	100.900	0.00%	NC	99.580	2	1,820 37,455
ATL B0129 9.8%P7-2	TN6KZZZEJ5N2	AT21B	21 %	--	--	--	100.000	0.00%	NC	100.000	--	--
ATLB1029 10.3%P7-2	TNNW3558ZUL9	AT22B	21 %	--	--	--	100.000	0.00%	NC	100.000	--	--
ATL A 1027 10% AP5	TN8DSPQCBC06	AT22A	21 %	--	--	--	100.000	0.00%	NC	99.010	4	6,160 258,794
ATLA0228 10.5% AP5	TNMA55MMDD46	AT23A	21 %	--	--	--	100.000	0.00%	NC	100.000	--	--
ATLB0230 10.7%P7-2	TNBW1945JEA5	AT23B	21 %	--	--	--	100.000	0.00%	NC	100.000	--	--
ATLA1028 10.7% AP5	TN06F5NFW3K1	A232A	21 %	--	--	--	99.340	0.00%	NC	99.340	--	--
ATLB1030 10.9%P7-2	TNWYE1PN6WF5	A232B	21 %	--	--	--	100.000	0.00%	NC	100.000	--	--
ATL0529 10.55% AP5	TNIKWGWIVBC2	AT241	21 %	--	--	--	101.800	0.00%	NC	99.250	2	3,510 311,340
ATL0130 10.35% AP5	TNTUDMZLCA16	AT242	21 %	--	--	--	102.290	0.00%	NC	100.000	1	700 58,600
ATL0830 9.65% AP5	TNHOASGSR955	AT251	21 %	--	--	--	102.320	0.00%	NC	100.000	3	1,918 207,101
ATL0331 9.15% AP5	TN7XUIXDVQY8	AT252	21 %	--	--	--	100.000	0.00%	NC	100.000	--	--
<b>ATTIJARI LEASING</b>												
TJL A 0927 10% AP5	TN4J4VCBM140	JL22F	21 %	--	--	--	100.000	0.00%	NC	100.000	--	--
TJLB927 T+2.75%AP5	TNCTFVWUXV74	JL22V	21 %	--	--	--	100.000	0.00%	NC	100.000	--	--
TJL 1028 10.7% AP5	TNMEZPU3I4U2	JL23F	21 %	--	--	--	100.000	0.00%	NC	100.000	--	--
TJL 0329 10.6% AP5	TN06AI2ZF0D3	JL24F	21 %	--	--	--	99.610	0.00%	NC	99.610	1	192 11,488
TJL 0329T+2.5% AP5	TN88JDDM1JY5	JL24V	21 %	--	--	--	100.000	0.00%	NC	100.000	--	--
<b>BTK LEASING</b>												
BTKLS0930 9.4% AP5	TN1T1YC5F1E6	BTKLF	21 %	--	--	--	100.000	0.00%	NC	100.000	--	--
BTKLS930T+2.25%AP5	TNTFJ0AWNBP7	BTKLV	21 %	--	--	--	100.000	0.00%	NC	100.000	--	--
<b>COMPAGNIE INTERNATIONALE DE LEASING</b>												
CIL0628 10.55% AP5	TNY1F6BOX6F5	CL23F	21 %	--	--	--	101.330	0.00%	NC	100.000	1	500 33,078
<b>DAAM TAMWEEL</b>												
DAAM1030 10.1% AP5	TNTEPPETCXN3	DAM25	21 %	--	--	--	100.000	0.00%	NC	100.000	--	--
<b>ENDA TAMWEEL</b>												
ENDA A0729 10.8%P5	TNCYRNRQ4UA6	ENDAF	21 %	--	--	--	99.250	0.00%	NC	99.250	--	--
ENDA A0729T+2.9%P5	TN44RRP7AMA4	ENDAV	21 %	--	--	--	100.000	0.00%	NC	100.000	--	--
ENDA B0731 11%P7-2	TNNEAGRSF0D0	ENDBF	21 %	--	--	--	100.000	0.00%	NC	100.000	--	--
ENDA A0630 10%P5	TN632S5VO835	NDAAF	21 %	--	--	--	100.000	0.00%	NC	100.000	--	--
ENDA A0630T+2.5%P5	TNJUB2R91MN4	NDAAV	21 %	--	--	--	100.000	0.00%	NC	100.000	--	--
ENDAB632 10.2%P7-2	TNUPKQSV5F28	NDABF	21 %	--	--	--	100.000	0.00%	NC	100.000	--	--
<b>HANNIBAL LEASE</b>												
HLB0228 10.1%AP7-2	TN0007310584	H211B	21 %	--	--	--	100.000	0.00%	NC	100.000	--	--
HL A0327 9.6% AP5	TN77U54Q5NV3	H22AF	21 %	--	--	--	100.000	0.00%	NC	100.000	--	--
HL B0329 9.8%P7-2	TNJQTACHIQQ5	H22BF	21 %	--	--	--	100.000	0.00%	NC	100.000	--	--
HLA0328 10.75% AP5	TNL7VQZVHR54	H231F	21 %	--	--	--	100.000	0.00%	NC	100.000	--	--
HLB0328 T+2.6% AP5	TNAGSVAWF5T2	H231V	21 %	--	--	--	100.000	0.00%	NC	100.000	--	--
HL A0429 10.7% AP5	TNAQSF8ZD1W1	H241F	21 %	--	--	--	100.000	0.00%	NC	100.000	--	--
HL 0430 10.20% AP5	TN1PFTZ4HEM1	HL251	21 %	--	--	--	100.000	0.00%	NC	100.000	1	30,000 2,404,024
<b>TAYSIR MICROFINANCE</b>												
TAY A1029 10.9%P5	TNEDMOU67Y09	TAYAF	21 %	--	--	--	100.000	0.00%	NC	100.000	--	--
TAY A1029T+2.95%P5	TNYQ67ISIXE1	TAYAV	21 %	--	--	--	100.000	0.00%	NC	100.000	--	--
TAYB1031 11.1%P7-2	TNAX90TPIFM2	TAYBF	21 %	--	--	--	100.000	0.00%	NC	100.000	--	--
TAYB1031T+3.2%P7-2	TNS5WSWT6FD4	TAYBV	21 %	--	--	--	100.000	0.00%	NC	100.000	--	--
TAYSIR 0431 9.4%P5	TNDCN0PSCAD9	TAY6F	21 %	--	--	--	100.000	0.00%	NC	100.000	--	--
TAYSIR0431T+2.4%P5	TNRVE5COXCO6	TAY6V	21 %	--	--	--	100.000	0.00%	NC	100.000	--	--
<b>TUNISIE LEASING ET FACTORING</b>												
TL B0626 11.7%P7-2	TN0002102127	T91BF	21 %	--	--	--	102.630	0.00%	NC	102.630	--	--
TLF SA1026 9.8%AP5	TNZSBU7F6WY7	T215A	21 %	--	--	--	100.880	0.00%	NC	100.880	--	--
TLF 0427 9.6% AP5	TNYJL6N2AEP6	TL22F	21 %	--	--	--	100.440	0.00%	NC	100.440	--	--
TLF0427 T+2.75%AP5	TNKU48FZVRH1	TL22V	21 %	--	--	--	100.000	0.00%	NC	100.000	--	--
TLF 1027 10% AP5	TNXIY8MEDJE3	T222F	21 %	--	--	--	100.000	0.00%	NC	100.000	--	--
TLF1027 T+2.75%AP5	TNR0099VZUY8	T222V	21 %	--	--	--	100.000	0.00%	NC	100.000	--	--
TLF0428 10.55% AP5	TN99P72UERY9	TL231	21 %	--	--	--	100.000	0.00%	NC	100.000	--	--
TLF0129 10.70% AP5	TNMCJHUZPRD0	TL23F	21 %	--	--	--	101.760	0.00%	NC	99.130	3	3,910 244,742
TLF0129T+2.5%AP5	TNQYE48RCJT2	TL23V	21 %	--	--	--	100.000	0.00%	NC	100.000	--	--
TLF 0529T+2.5% AP5	TNUSNP2H8PH1	TL24V	21 %	--	--	--	100.000	0.00%	NC	100.000	--	--
TLF0529 10.60% AP5	TN4SCYEXIVY5	TL24F	21 %	--	--	--	102.510	0.00%	NC	100.000	1	350 31,451
TLF0929 10.50% AP5	TNIPE0BZOLR6	T242F	21 %	--	--	--	100.000	0.00%	NC	100.000	--	--
TLF0929 T+2.5% AP5	TNP89T6GPDQ0	T242V	21 %	--	--	--	100.000	0.00%	NC	100.000	--	--
TLF 0530 10% AP5	TNQ8KNUQ09D7	TL251	21 %	--	--	--	100.000	0.00%	NC	100.000	2	21,100 2,316,795
TLFS1130 9.25% AP5	TNMTWPZD31L4	TL252	21 %	--	--	--	100.000	0.00%	NC	100.000	--	--
<b>Total</b>				<b>0</b>	<b>0</b>	<b>0</b>					<b>34</b>	<b>115,895 9,751,403</b>

# Instruments – Over-the-Counter Market

## Equities

Trading session of 05/18/2026											Year 2026					
Company	ISIN code	Mnemonic	Group	Trades	Volume	Trading value	Closing Price	Daily change	Indicator		Open	Annual yield	Trades	Volume	Value (TND)	
SITEX	TN0004300307	SITEX		13	-	-	-	3.250	0.00%	NC		2.410	34.86%	2	2	6
STE TUN. DU SUCRE	TN0006170013	STS		13	-	-	-	11.530	-2.95%	B		9.600	20.10%	60	3,694	36,044
<b>Total</b>					<b>0</b>	<b>0</b>	<b>0</b>							<b>62</b>	<b>3,696</b>	<b>36,049</b>

## Lignes Secondaires

Trading session of 05/18/2026											Year 2026				
Company	ISIN code	Mnemonic	Group	Trades	Volume	Trading value	Closing Price	Daily change	Indicator		Dernier cours	Trades	Volume	Value (TND)	
No Data															

## Other

Trading session of 05/18/2026											Year 2026				
Company	ISIN code	Mnemonic	Group	Trades	Volume	Trading value	Closing Price	Daily change	Indicator		Open	Annual yield	Trades	Volume	Value (TND)
No Data															