

May 06 2026

MO	TU	WE	TH	FR	SA	SU
				01	02	03
04	05	06	07	08	09	10
11	12	13	14	15	16	17
18	19	20	21	22	23	24
25	26	27	28	29	30	31

# MARKET OVERVIEW 2026

## Summary

Market Indicators & Activity

2

Main Market: Rankings

4

Main Market: by segment & by listing group

6

Main Market: by investors category

8

Bond Market

9

Over-the-counter Market

10

Year in Review

11

Instruments

21

# Market Indicators & Activity

Trading session of 06/05/2026

Market Cap (TND million) **42,546**

Daily Change : **1.08%**

Annual Change : **22.73%**

Markets	Block Trades	Block Quantity	Block Value	Trades	Volume	Value(TND)
Main Market 2		350,000	3,500,000	4,723	1,481,104	18,655,616

Listed Companies	Gainers	Losers	Unchanged	Unlisted	Halted
75	28	26	11	8	2

## Value in TND

### Trading Session

20,536,704

Total

18,655,616

Shares trading value

0

Bonds trading value

12

Over-the-Counter (OTC)

1,881,076

Registrations

0

Declarations

**TUNINDEX**  
16,416.41

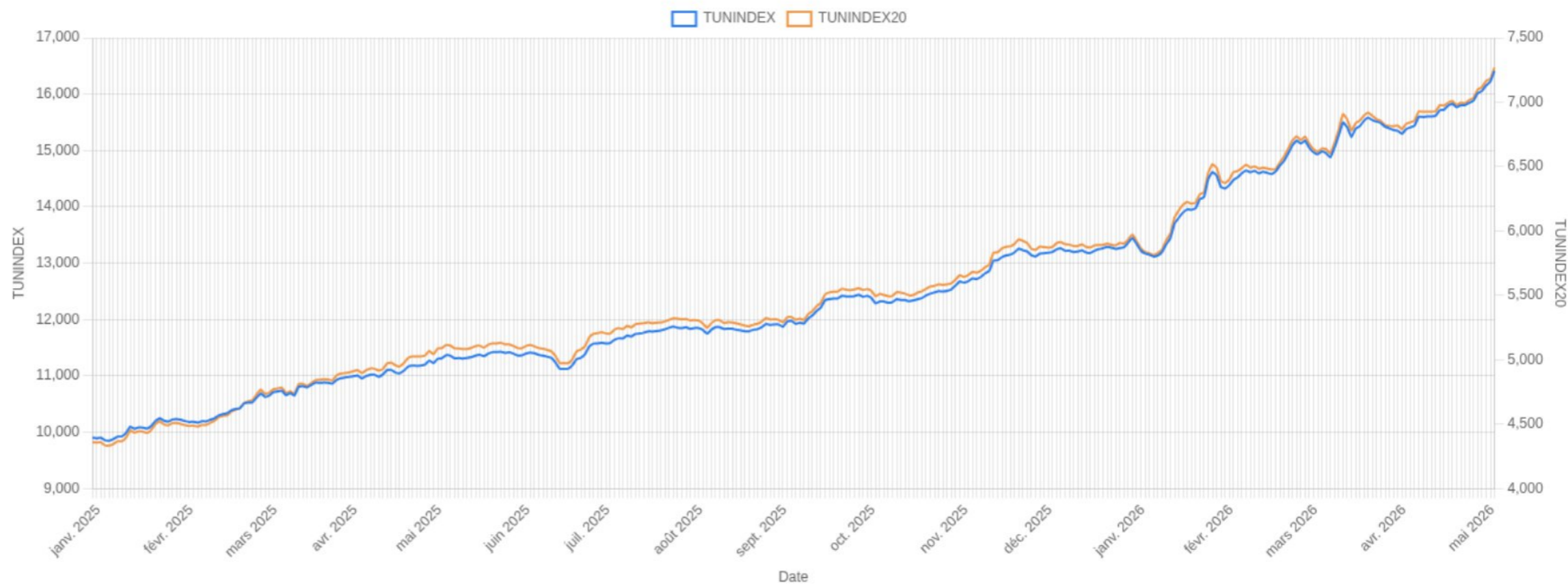
Daily Change  
**1.20%**  
Annual Change  
**22.06%**

Year High  
**16,416.41**  
06/05/2026  
Year Low  
**13,119.98**  
08/01/2026

**TUNINDEX20**  
7,269.86

Daily Change  
**1.22%**  
Annual Change  
**21.67%**

Year High  
**7,269.86**  
06/05/2026  
Year Low  
**5,814.06**  
08/01/2026



## Traded Volume

### Trading Session

**2,381,770**  
Total

**1,481,104**  
Shares trading value

**0**  
Bonds trading value

**1**  
Over-the-Counter (OTC)

**900,665**  
Registrations

**0**  
Declarations

Sector Indices	Today's Index	Previous Close	Daily Change	Year-to-Date Change	Weight in TUNINDEX	Year High	Year Low
FINANCIALS INDEX	12,697.75	12,487.43	1.68%	21.81%	63.30%	06/05/2026	10,105.95
BANKS INDEX	11,829.47	11,621.95	1.79%	22.34%	55.76%	06/05/2026	9,352.37
INSURANCE INDEX	22,952.36	22,810.33	0.62%	15.89%	4.15%	30/04/2026	18,967.75
FINANCIAL SERVICES INDEX	22,587.86	22,290.88	1.33%	20.59%	3.39%	25/03/2026	18,552.98
CONSUMER SERVICES INDEX	6,430.11	6,444.77	-0.23%	29.01%	3.61%	05/05/2026	4,851.51
RETAIL INDEX	10,130.60	10,153.72	-0.23%	29.01%	3.61%	05/05/2026	7,643.54
CONSUMER GOODS INDEX	13,643.71	13,686.48	-0.31%	20.17%	21.17%	05/05/2026	11,231.70
FOOD & BEVERAGE INDEX	17,833.00	17,848.06	-0.08%	26.80%	17.07%	05/05/2026	13,932.63
PERSONAL & HOUSEHOLD GOODS INDEX	3,498.79	3,543.14	-1.25%	-1.32%	4.10%	15/01/2026	3,414.75
INDUSTRIALS INDEX	2,321.38	2,267.57	2.37%	28.92%	7.83%	06/05/2026	1,741.88
CONSTRUCTION & MATERIALS INDEX	791.84	795.91	-0.51%	1.71%	2.78%	20/04/2026	739.65
BASIC MATERIALS INDEX	7,543.65	7,427.17	1.57%	11.03%	1.86%	26/03/2026	6,561.86

## Number of Transactions

### Trading Session

**4,737**  
Total

**4,723**  
Shares trading value

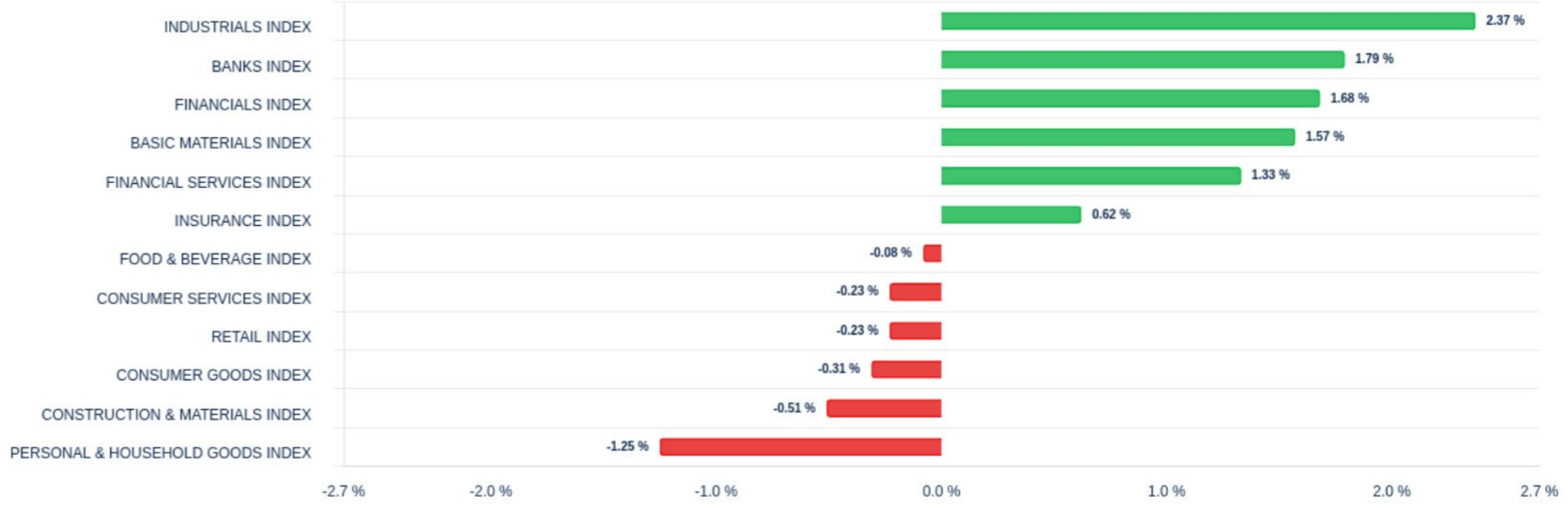
**0**  
Bonds trading value

**1**  
Over-the-Counter (OTC)

**13**  
Registrations

**0**  
Declarations

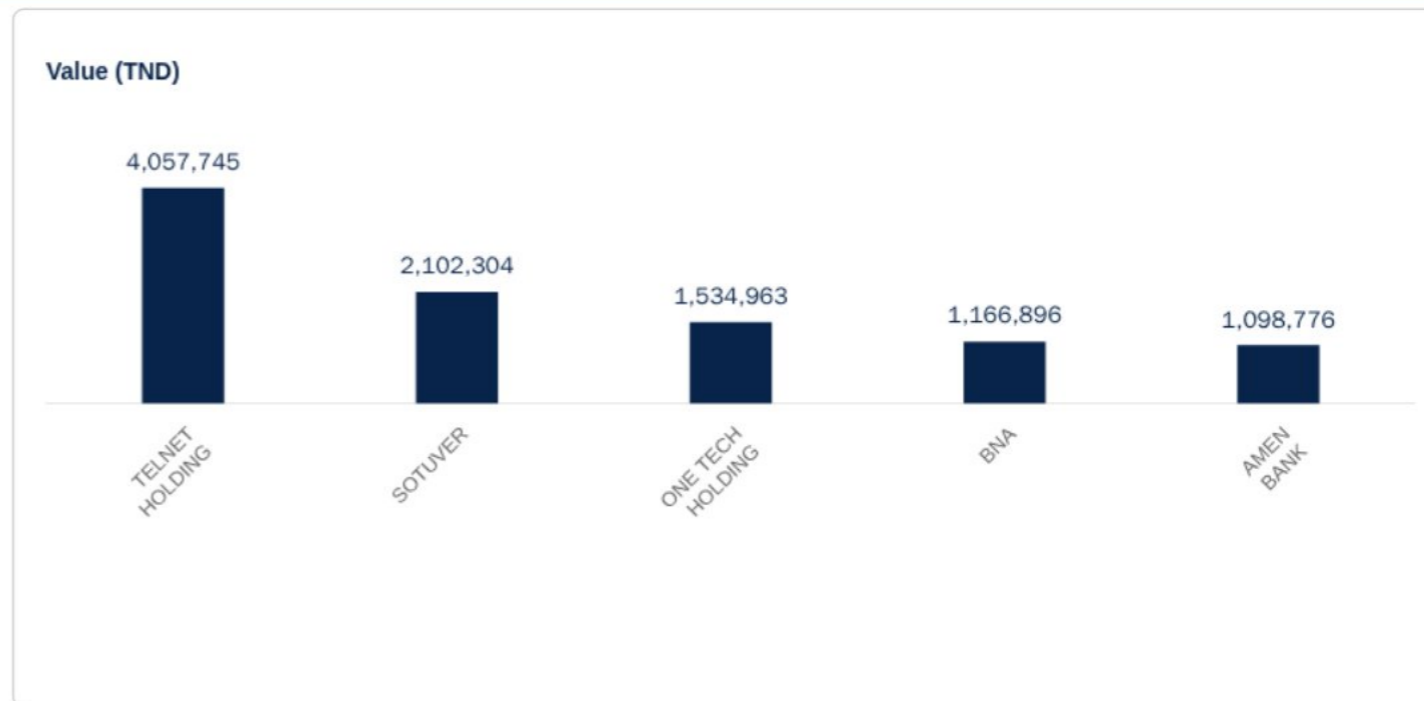
Daily Change of Sector Indices



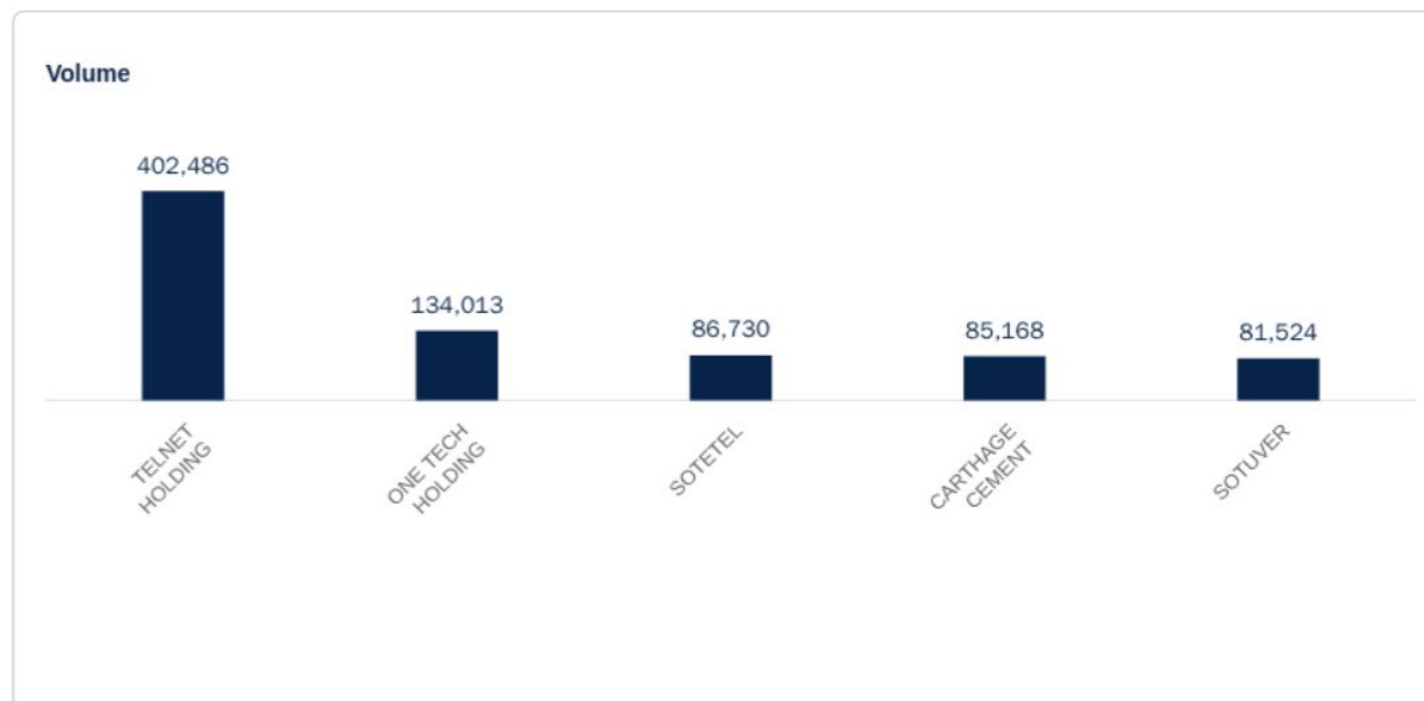
# Main Market: Rankings

## Most active securities

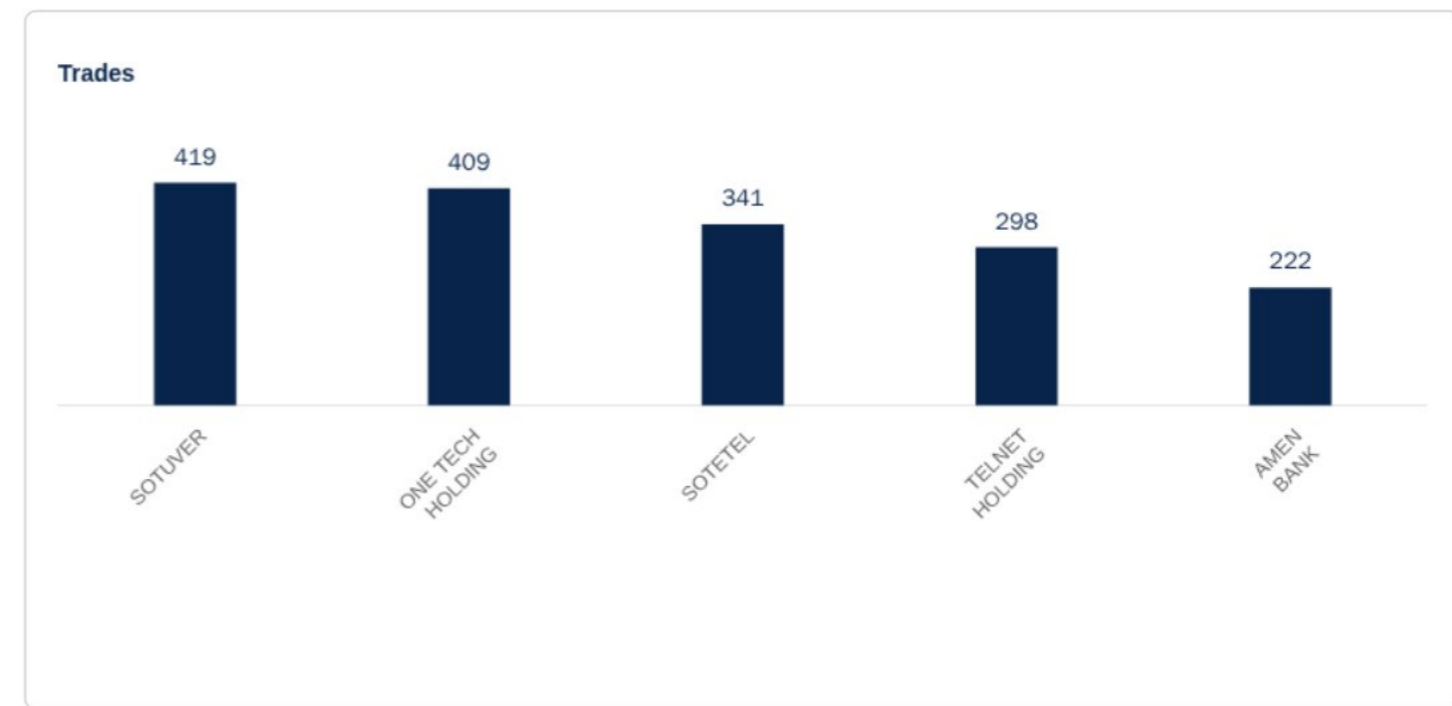
Company	Compartment	Group	Value (TND) ▼
TELNET HOLDING	B	11	4,057,745
SOTUVER	A	11	2,102,304
ONE TECH HOLDING	A	11	1,534,963
BNA	A	11	1,166,896
AMEN BANK	A	11	1,098,776



Company	Compartment	Group	Volume ▼
TELNET HOLDING	B	11	402,486
ONE TECH HOLDING	A	11	134,013
SOTETEL	B	11	86,730
CARTHAGE CEMENT	A	11	85,168
SOTUVER	A	11	81,524

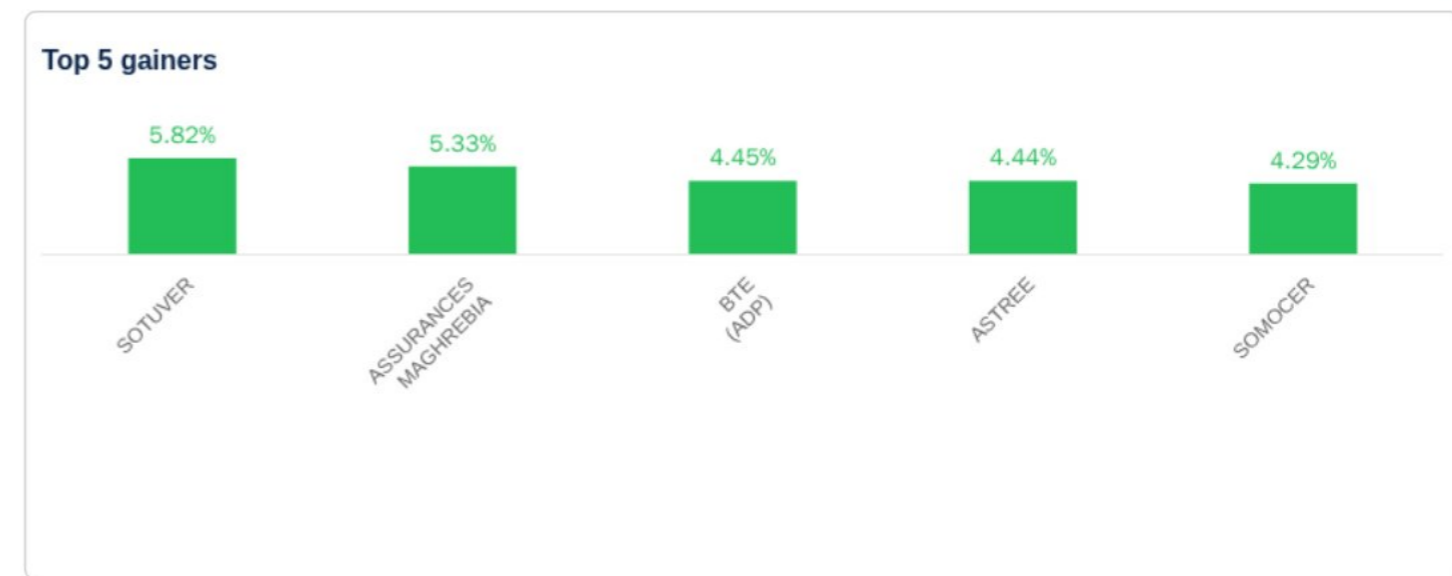


Company	Compartment	Group	Trades ▼
SOTUVER	A	11	419
ONE TECH HOLDING	A	11	409
SOTETEL	B	11	341
TELNET HOLDING	B	11	298
AMEN BANK	A	11	222

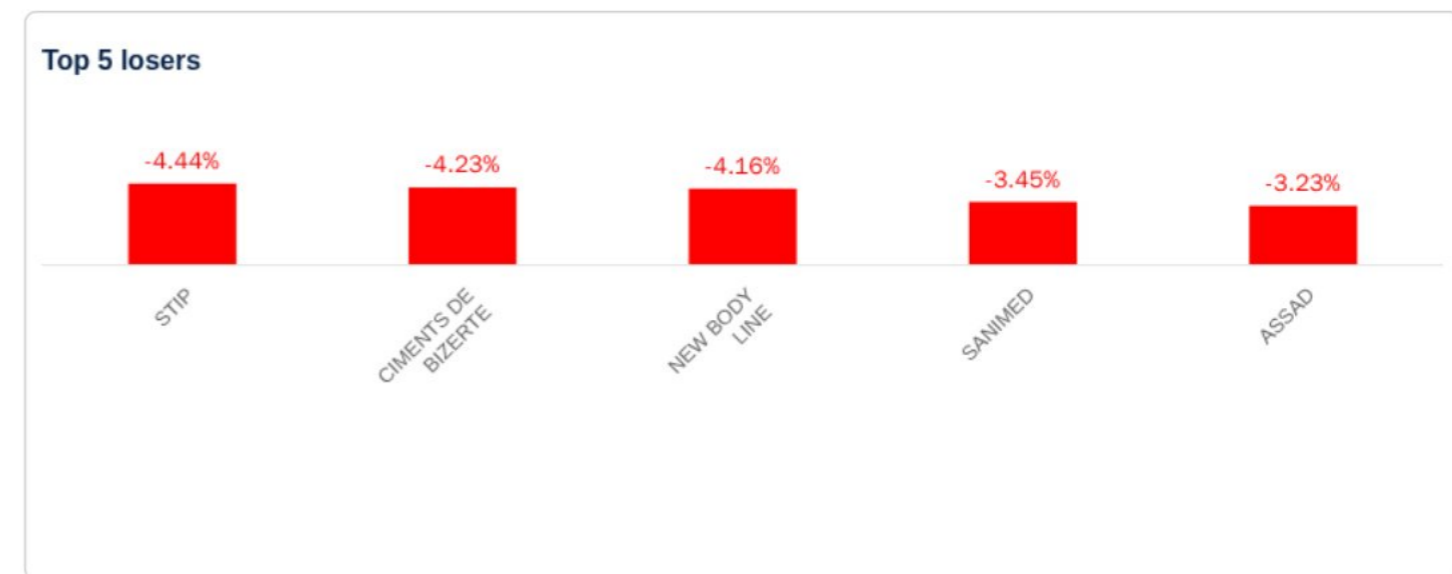


### Significant differences

Company	Group	Closing Price	Daily change ▼
SOTUVER	11	26.350	5.82%
ASSURANCES MAGHREBIA	11	79.300	5.33%
BTE (ADP)	12	6.570	4.45%
ASTREE	12	64.750	4.44%
SOMOCER	99	0.730	4.29%



Company	Group	Closing Price	Daily change ▼
STIP	99	10.770	-4.44%
CIMENTS DE BIZERTE	12	0.680	-4.23%
NEW BODY LINE	11	3.690	-4.16%
SANIMED	99	0.560	-3.45%
ASSAD	99	3.000	-3.23%

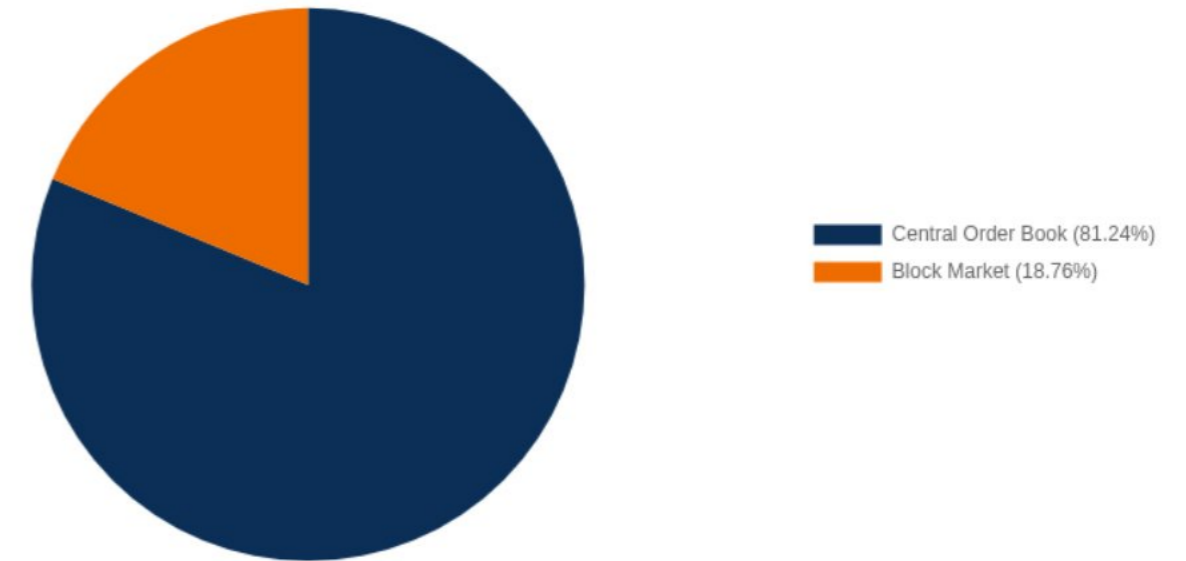


## Main Market: by Segment & by Listing Group

Breakdown of trading value by Central order Book & Block market

Market	Trades	Volume	Value (TND)	Value in % ▼
Central Order Book	4,721	1,131,104	15,155,616	81.24%
Block Market	2	350,000	3,500,000	18.76%
<b>Total</b>	<b>4,723</b>	<b>1,481,104</b>	<b>18,655,616</b>	<b>100.00%</b>

Breakdown of trading value by Central order Book & Block market



### Breakdown of trading value by segment

Compartment	Trades	Volume	Value (TND)	Value in % ▼
A	2,755	684,384	10,916,128	58.51%
B	1,919	770,065	7,701,730	41.28%
S	49	26,655	37,758	0.20%
<b>Total</b>	<b>4,723</b>	<b>1,481,104</b>	<b>18,655,616</b>	<b>100.00%</b>



### Breakdown of trading value by trading group

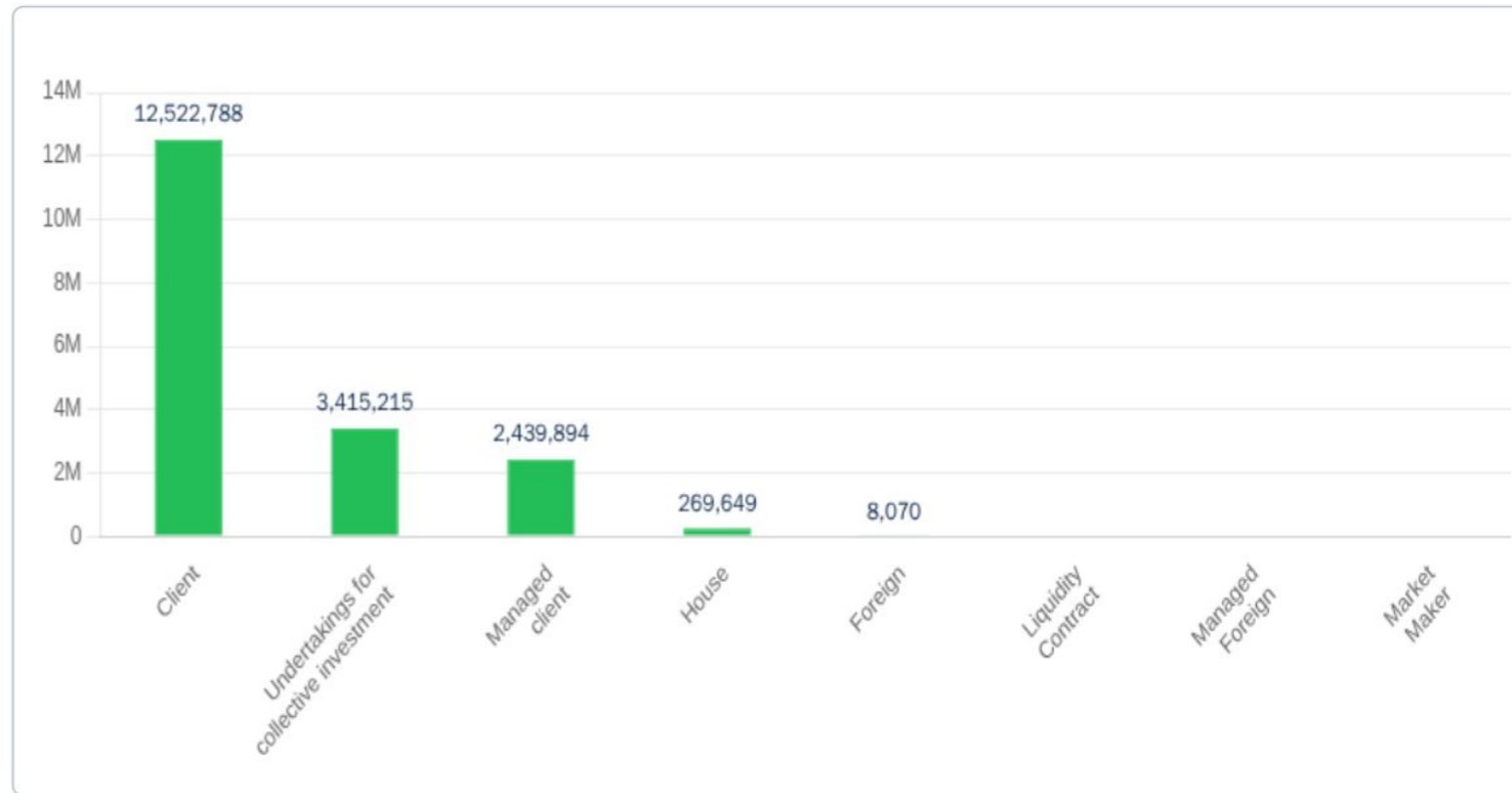
Listing Group	Trades	Volume	Value (TND)	Value in % ▼
11	4,451	1,404,738	18,233,868	97.74%
12	154	49,275	383,109	2.05%
99	43	26,639	37,693	0.20%
32	75	452	946	0.01%
<b>Total</b>	<b>4,723</b>	<b>1,481,104</b>	<b>18,655,616</b>	<b>100.00%</b>



## Main Market: by investors category

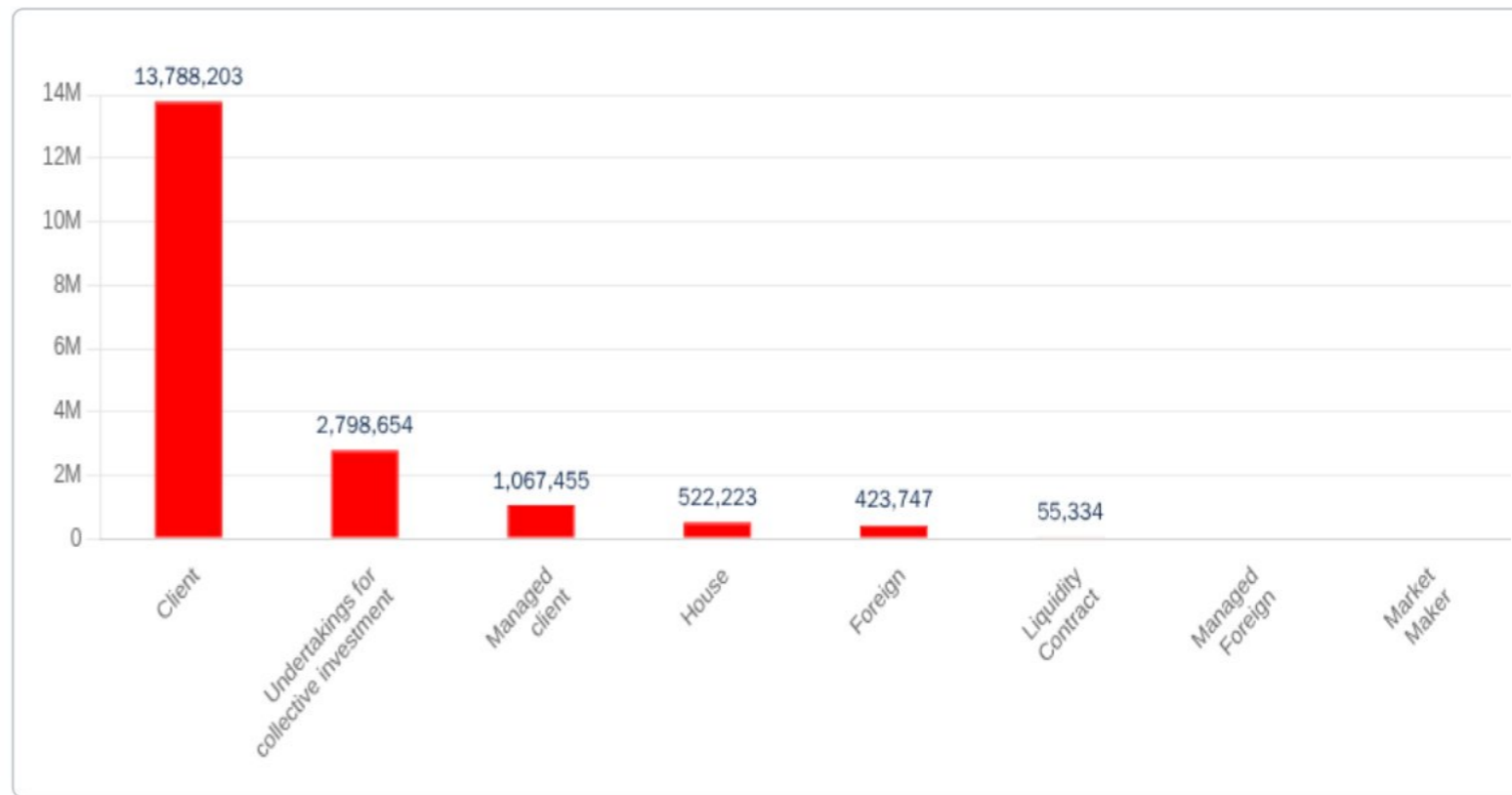
### Buy

Buy	Trades	Volume	Value (TND)	Value in %
Client	3,668	1,060,105	12,522,788	67.13%
Undertakings for collective investment	509	242,019	3,415,215	18.31%
Managed client	489	153,921	2,439,894	13.08%
House	55	24,759	269,649	1.45%
Foreign	2	300	8,070	0.04%
Liquidity Contract	0	0	0	0.00%
Managed Foreign	0	0	0	0.00%
Market Maker	0	0	0	0.00%
<b>Total</b>	<b>4,723</b>	<b>1,481,104</b>	<b>18,655,616</b>	<b>100,00%</b>



### Sell

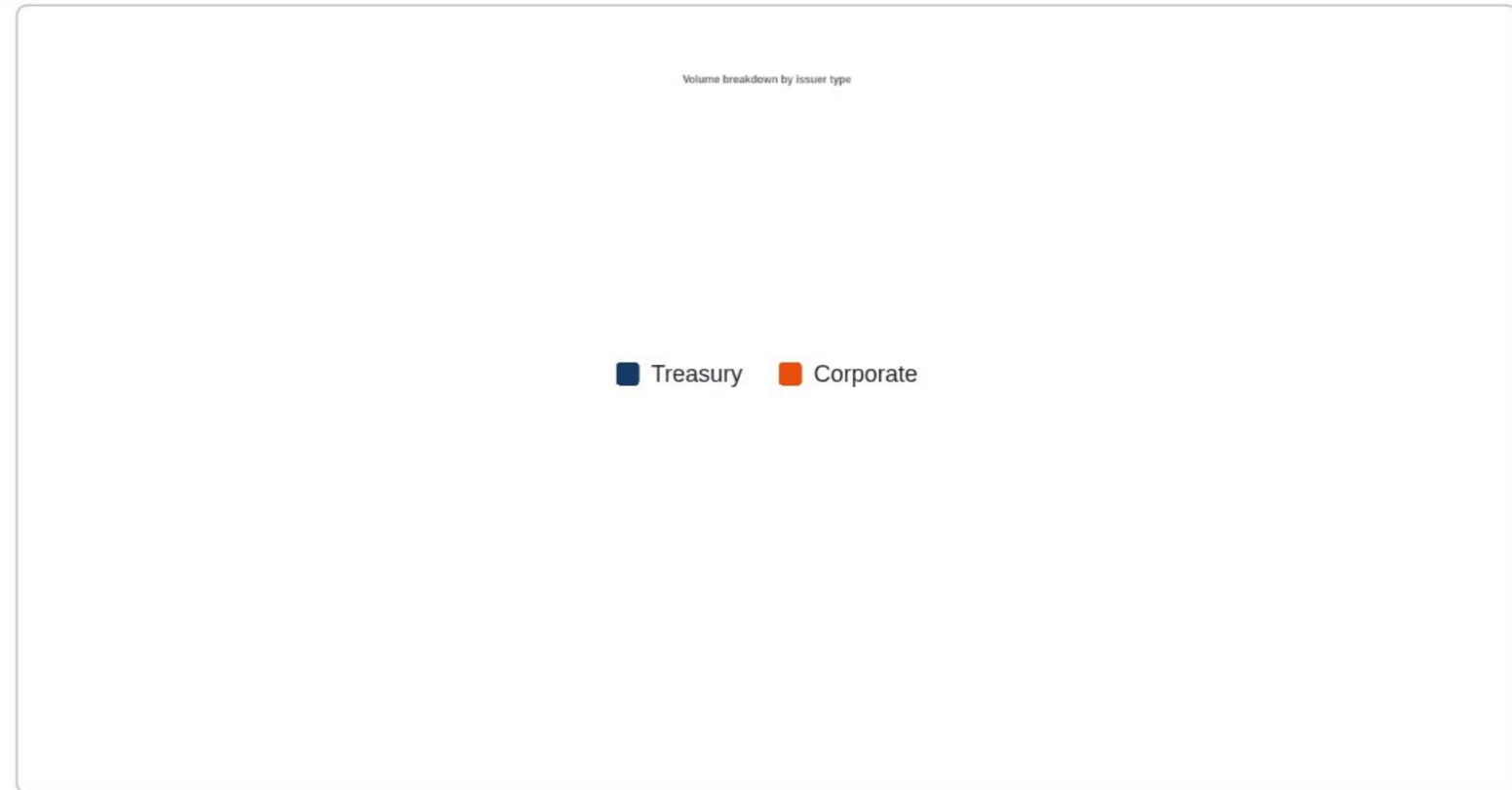
Sell	Trades	Volume	Value (TND)	Value in %
Client	3,599	1,161,320	13,788,203	73.91%
Undertakings for collective investment	609	157,441	2,798,654	15.00%
Managed client	302	87,827	1,067,455	5.72%
House	131	53,446	522,223	2.80%
Foreign	73	19,346	423,747	2.27%
Liquidity Contract	9	1,724	55,334	0.30%
Managed Foreign	0	0	0	0.00%
Market Maker	0	0	0	0.00%
<b>Total</b>	<b>4,723</b>	<b>1,481,104</b>	<b>18,655,616</b>	<b>100,00%</b>



# Bond Market

## Issuer

Issuer Type	Trade	Volume	Value (TND) ▼	Value in %
Treasury	0	0	0	0.00%
Corporate	0	0	0	0.00%
<b>Total</b>	<b>0</b>	<b>0</b>	<b>0</b>	<b>100,00%</b>



Buy	Trades	Volume	Value (TND)	Value in %
Undertakings for collective investment	0	0	0	0.00%
Liquidity Contract	0	0	0	0.00%
House	0	0	0	0.00%
Managed Foreign	0	0	0	0.00%
Foreign	0	0	0	0.00%
Market Maker	0	0	0	0.00%
Managed client	0	0	0	0.00%
Client	0	0	0	0.00%
<b>Total</b>	<b>0</b>	<b>0</b>	<b>0</b>	<b>100,00%</b>

Sell	Trades	Volume	Value (TND)	Value in %
Undertakings for collective investment	0	0	0	0.00%
Liquidity Contract	0	0	0	0.00%
House	0	0	0	0.00%
Managed Foreign	0	0	0	0.00%
Foreign	0	0	0	0.00%
Market Maker	0	0	0	0.00%
Managed client	0	0	0	0.00%
Client	0	0	0	0.00%
<b>Total</b>	<b>0</b>	<b>0</b>	<b>0</b>	<b>100,00%</b>

## Over-the-Counter Market

### Electronic Trading

Trades	Volume	Value (TND)
1	1	12

#### Breakdown by order giver category

Buy	Trades	Volume	Value (TND)	Value in %
Client	1	1	12	100.00
<b>Total</b>	<b>1</b>	<b>1</b>	<b>12</b>	<b>100.00</b>

Sell	Trades	Volume	Value (TND)	Value in %
Client	1	1	12	100.00
<b>Total</b>	<b>1</b>	<b>1</b>	<b>12</b>	<b>100.00</b>

### Board Quotation: Auctions

Trades	Volume	Value (TND)
0	0	0

#### Breakdown by order giver category

Buy	Trades	Volume	Value (TND)	Value in %
<b>Total</b>	<b>0</b>	<b>0</b>	<b>0</b>	

Sell	Trades	Volume	Value (TND)	Value in %
<b>Total</b>	<b>0</b>	<b>0</b>	<b>0</b>	

## Year in Review

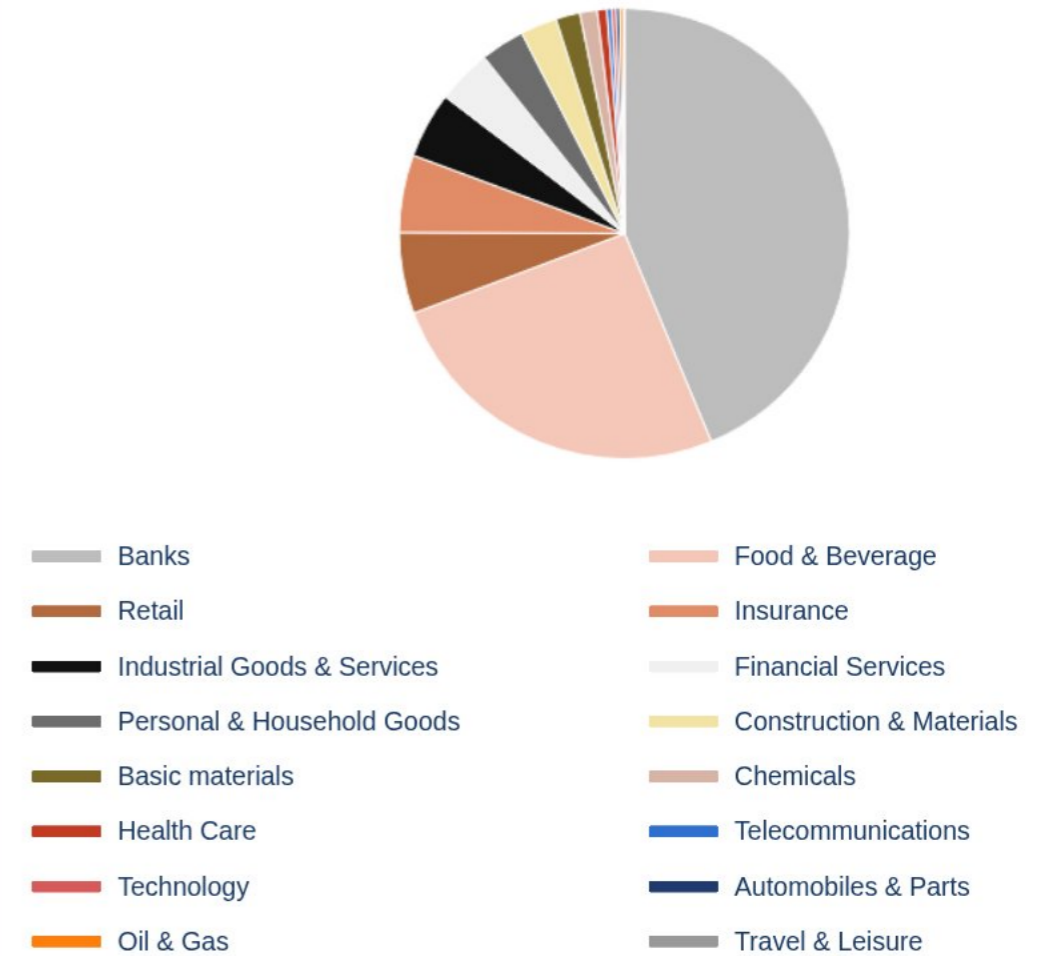
Markets ▲	Cumulative trades 2026 ↓	Cumulative trades 2025 ↓	Change ↓	Cumulative volume 2026 ↓	Cumulative volume 2025 ↓	Change ↓	Cumulative traded value 2026 in TND ↓	Cumulative traded value 2025 in TND ↓	Change ↓
shares trading value	262,498	178,001	47.47 %	117,380,371	71,884,701	63.29 %	1,469,739,933	608,073,605	141.70 %
Bonds trading value	271	283	-4.24 %	837,470	2,193,926	-61.83 %	192,256,774	170,646,408	12.66 %
Over-the-Counter (OTC)	56	1,631	-96.57 %	3,689	1,385,186	-99.73 %	35,964	3,590,981	-99.00 %
Auctions	27	88	-69.32 %	16,707	183,687	-90.90 %	884,742	1,950,190	-54.63 %
Registrations	548	486	12.76 %	21,839,285	28,299,279	-22.83 %	507,494,165	735,088,739	-30.96 %
Declarations	4	2	100.00 %	4	769	-99.48 %	6,387	339,010	-98.12 %
<b>Total</b>	<b>263,404</b>	<b>180,491</b>	<b>45.94 %</b>	<b>140,077,526</b>	<b>103,947,548</b>	<b>34.76 %</b>	<b>2,170,417,966</b>	<b>1,519,688,934</b>	<b>42.82 %</b>

## Market Capitalization

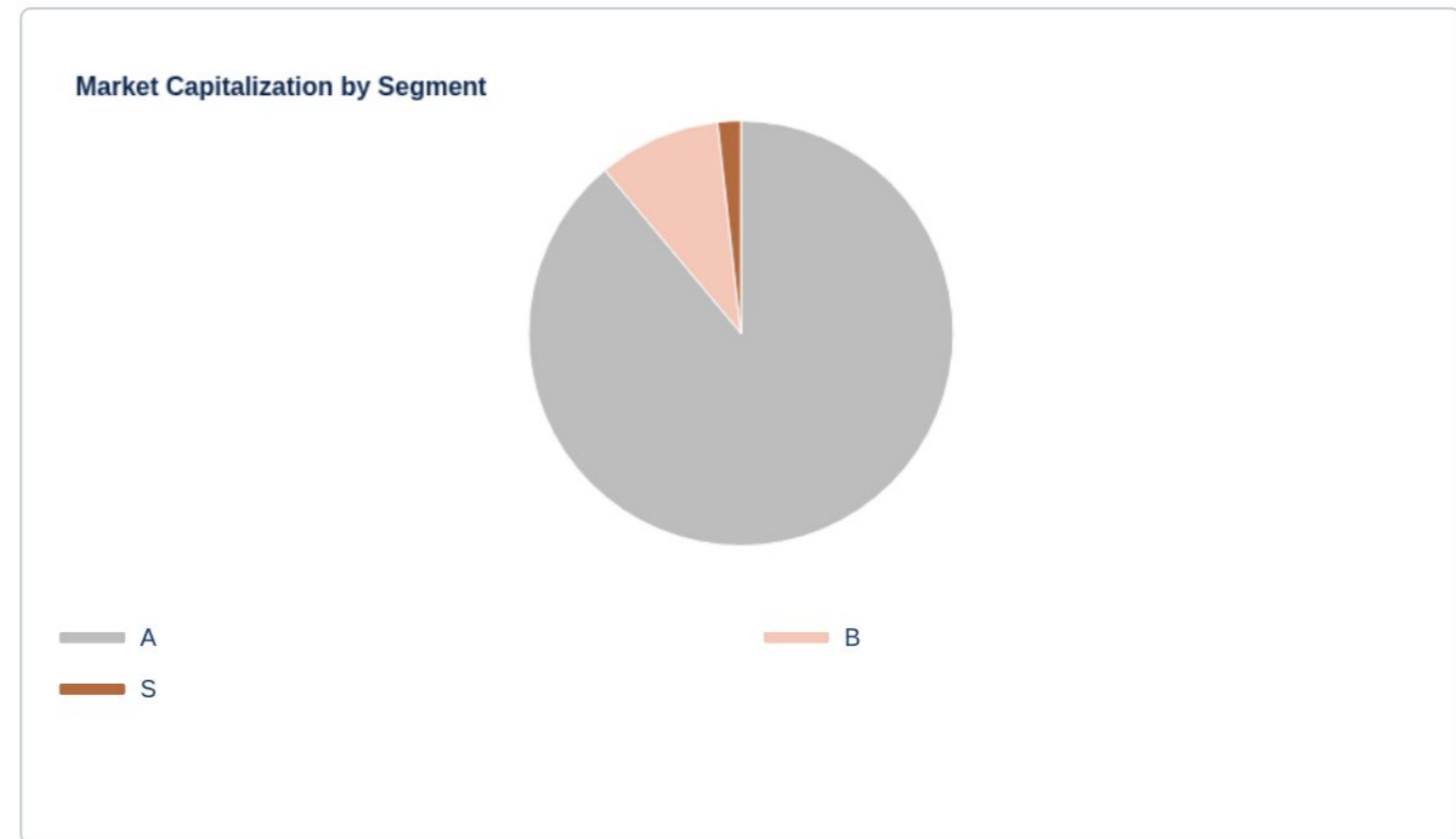
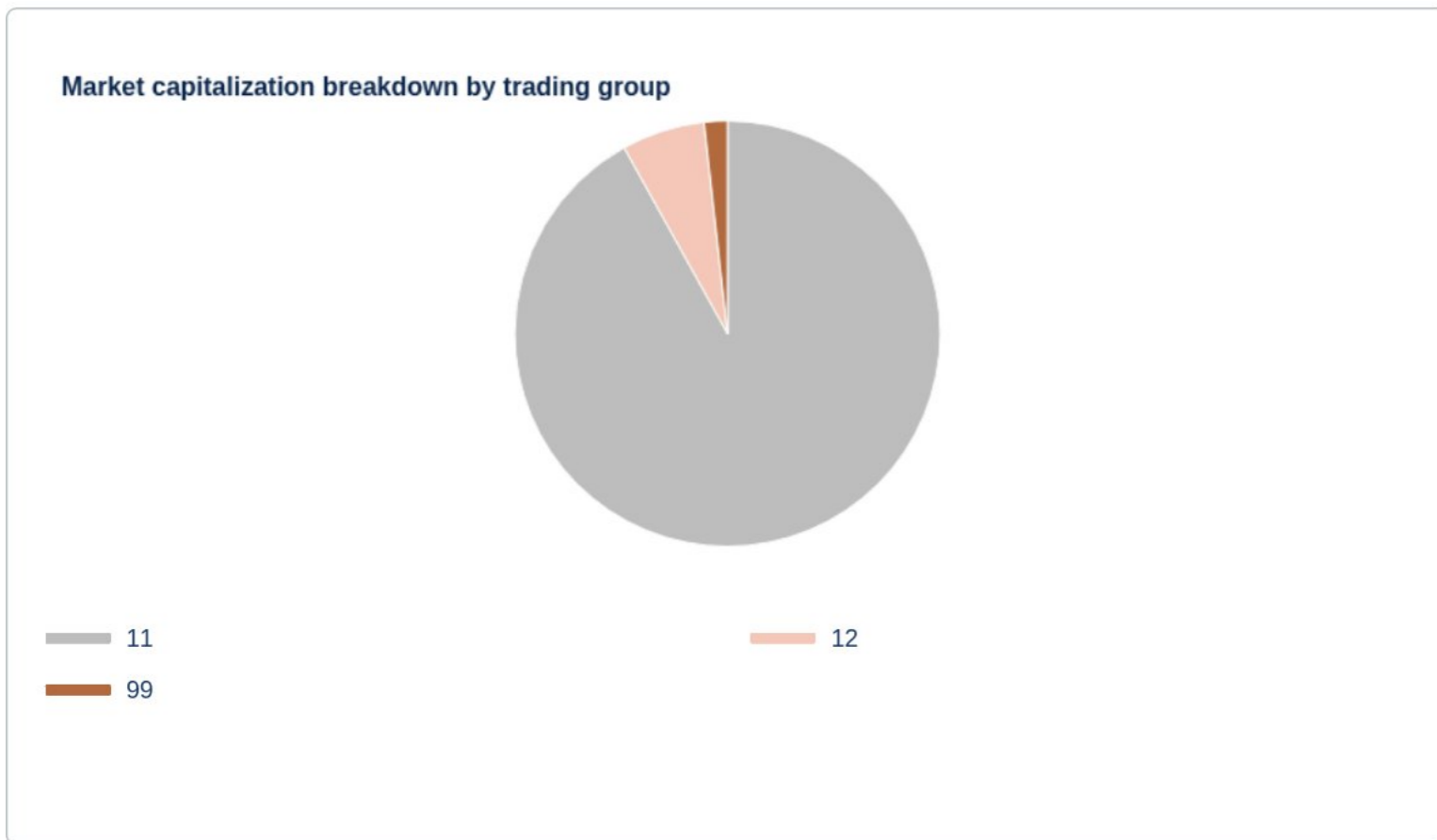
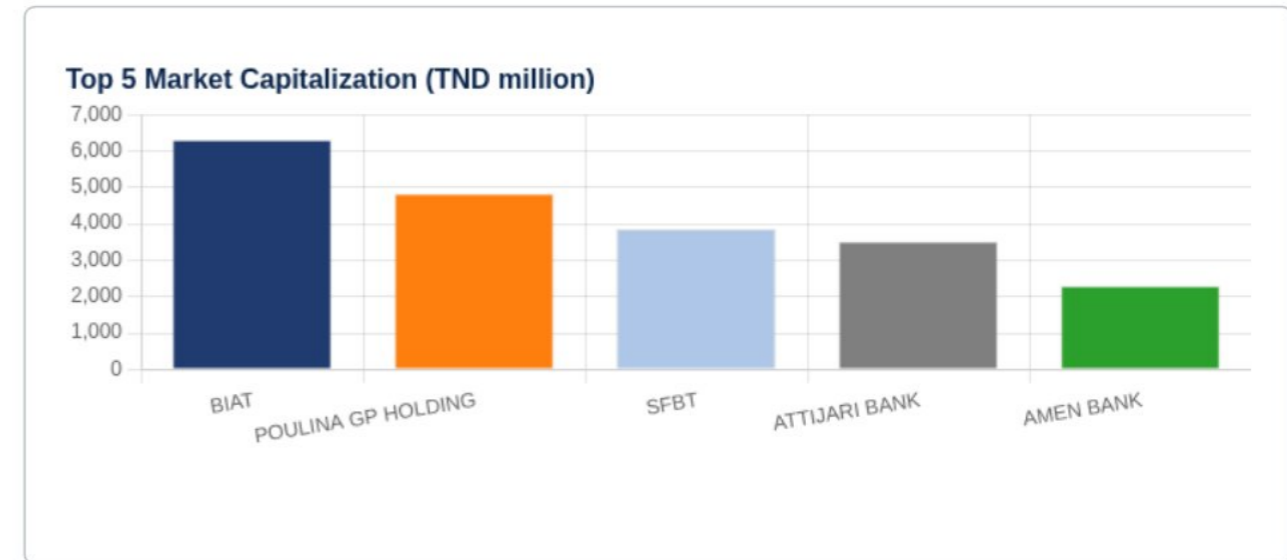
Market Capitalization (TND million)	42,546	Annual Change	22.73 %	Foreign Participation	18.03%	Free-Float in Tunindex (MD)	9,899	Market Cap 100% <span style="color: orange;">▬</span>	Free-Float in Tunindex 23.27 % <span style="color: black;">▬</span>
-------------------------------------	--------	---------------	---------	-----------------------	--------	-----------------------------	-------	---	---

Sector	Market cap. (MD) ▼	% Share	Annual change
Banks	18,595	43.71 %	1.93 %
Food & Beverage	10,869	25.55 %	-0.10 %
Retail	2,478	5.82 %	-0.23 %
Insurance	2,370	5.57 %	1.45 %
Industrial Goods & Services	2,011	4.73 %	4.36 %
Financial Services	1,670	3.93 %	1.11 %
Personal & Household Goods	1,345	3.16 %	-1.25 %
Construction & Materials	1,117	2.63 %	-0.38 %
Basic materials	738	1.73 %	2.00 %
Chemicals	527	1.24 %	0.00 %
Health Care	294	0.69 %	-0.11 %
Telecommunications	144	0.34 %	1.50 %
Technology	129	0.30 %	-0.92 %
Automobiles & Parts	117	0.28 %	-3.70 %
Oil & Gas	105	0.25 %	-2.69 %
Travel & Leisure	36	0.08 %	0.00 %
<b>Total</b>	<b>42,546</b>	<b>100.00 %</b>	

Market Capitalization by Sector

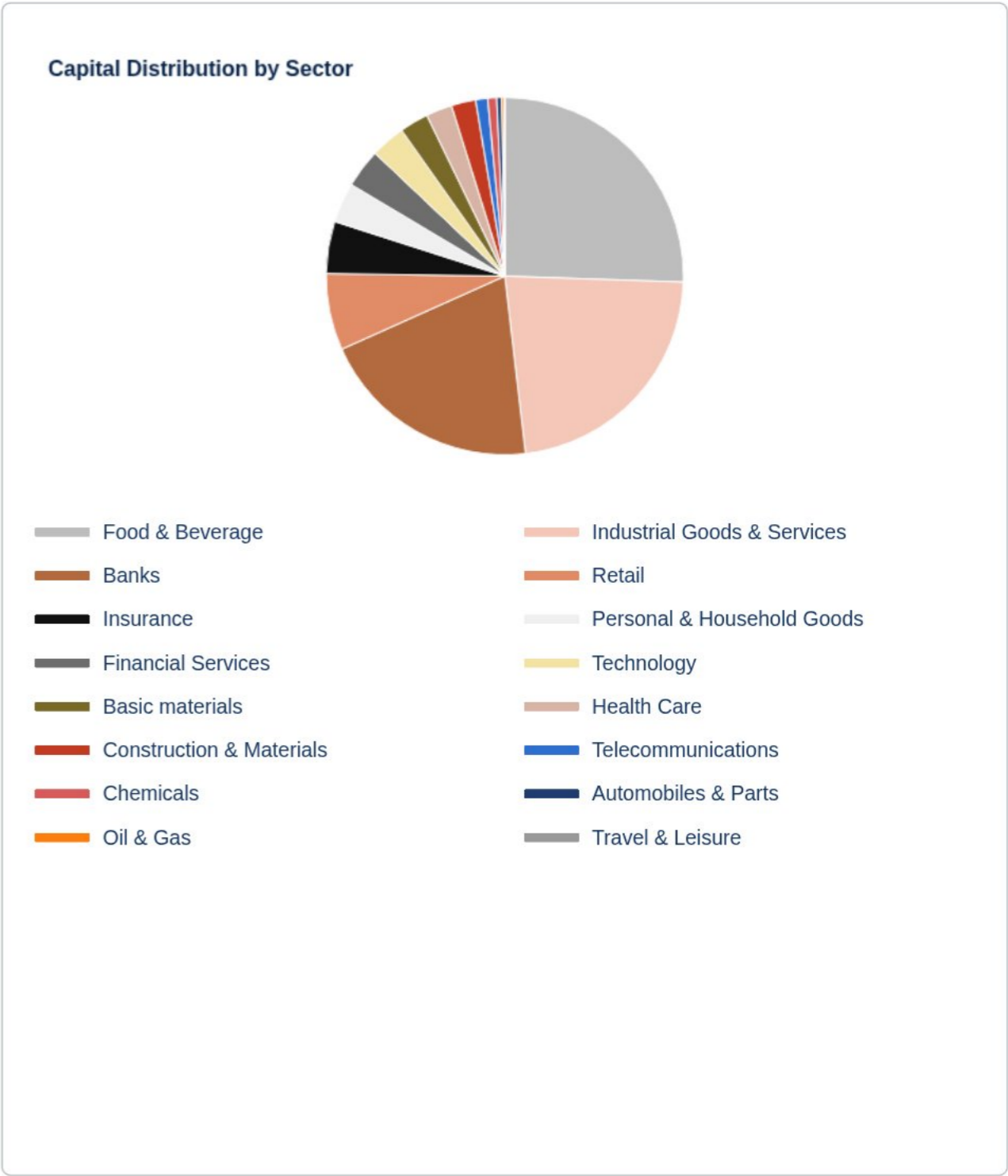


Company	Capitalization in MD	% Share
BIAT	6,316	14.84 %
POULINA GP HOLDING	4,842	11.38 %
SFBT	3,869	9.09 %
ATTIJARI BANK	3,530	8.30 %
AMEN BANK	2,304	5.42 %
<b>Total</b>	<b>20,861</b>	<b>49.03 %</b>



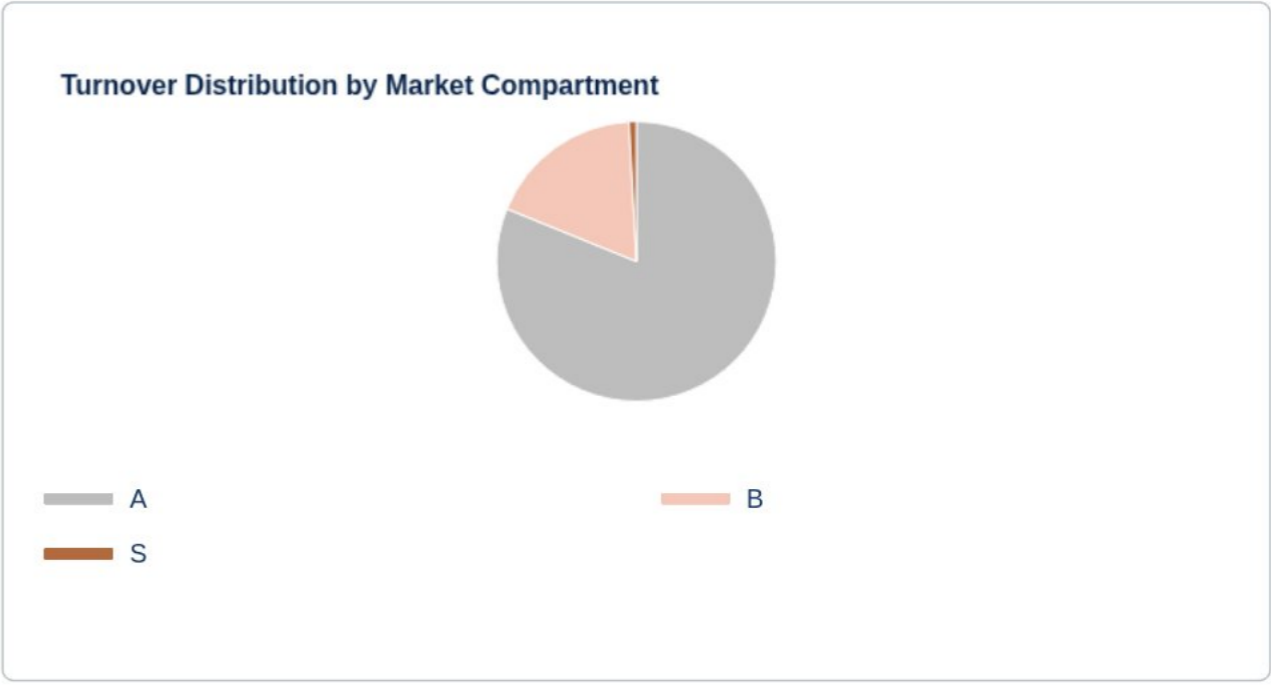
# Trading Activity by Sector

Sector	Trades	Volume	Value (TND)	Value in %
Food & Beverage	32,653	17,659,607	375,309,338	25.54 %
Industrial Goods & Services	33,458	26,734,726	332,346,438	22.61 %
Banks	57,333	16,762,230	296,095,633	20.15 %
Retail	18,880	6,639,875	102,052,006	6.94 %
Insurance	15,374	4,405,972	69,175,174	4.71 %
Personal & Household Goods	23,940	6,255,890	53,163,995	3.62 %
Financial Services	13,153	2,535,110	51,437,683	3.50 %
Technology	8,247	4,776,996	46,194,564	3.14 %
Basic materials	12,409	3,390,162	38,376,369	2.61 %
Health Care	8,479	3,731,394	34,747,175	2.36 %
Construction & Materials	19,928	16,283,609	32,438,314	2.21 %
Telecommunications	8,229	4,886,947	15,902,126	1.08 %
Chemicals	4,954	137,925	11,952,847	0.81 %
Automobiles & Parts	3,122	2,038,785	6,514,286	0.44 %
Oil & Gas	1,488	147,933	3,693,376	0.25 %
Travel & Leisure	851	993,210	340,609	0.02 %
<b>Total</b>	<b>262,498</b>	<b>117,380,371</b>	<b>1,469,739,933</b>	<b>100.00 %</b>

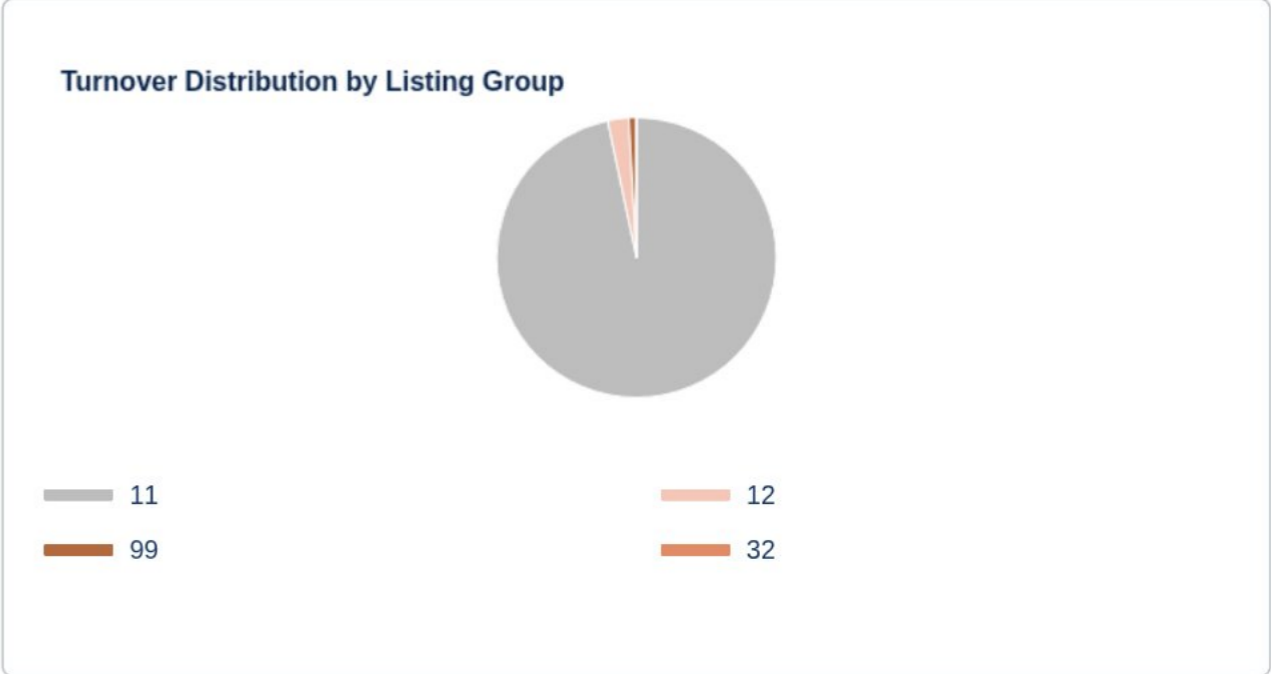


### By Market Compartment & Listing Group

Compartment	Trades	Volume	Value (TND)	Value in %
A	178,227	83,691,907	1,192,584,999	81.14 %
B	74,823	23,257,933	264,455,298	17.99 %
S	9,448	10,430,531	12,699,637	0.86 %
<b>Total</b>	<b>262,498</b>	<b>117,380,371</b>	<b>1,469,739,933</b>	<b>100.00 %</b>



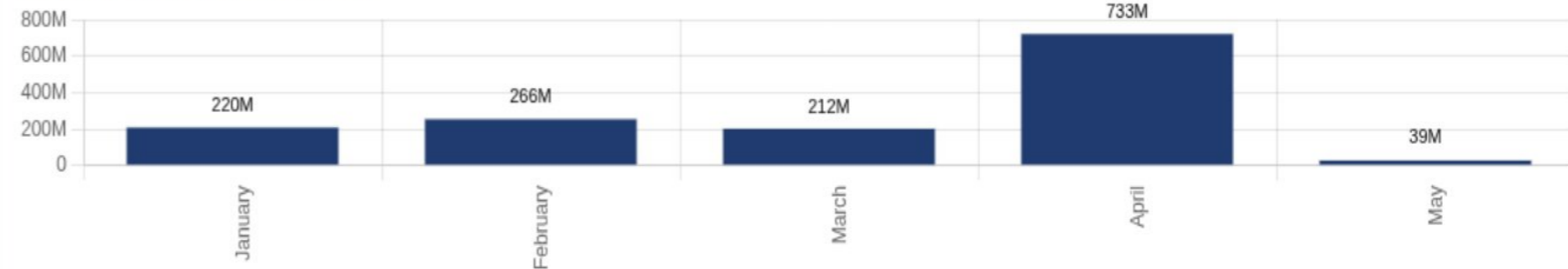
Listing Group	Trades	Volume	Value (TND)	Value in %
11	241,998	104,410,555	1,421,181,011	96.70 %
12	6,879	2,501,508	35,638,885	2.42 %
99	9,298	10,429,867	12,694,939	0.86 %
32	4,323	38,441	225,099	0.02 %
<b>Total</b>	<b>262,498</b>	<b>117,380,371</b>	<b>1,469,739,933</b>	<b>100.00 %</b>



## Monthly Turnover Evolution

Month	Trades	Volume	Value (TND)	Value in %
January	65,451	22,655,830	219,882,904	14.96 %
February	51,872	19,595,841	265,912,216	18.09 %
March	56,293	19,512,185	211,685,738	14.40 %
April	77,262	52,275,816	732,895,993	49.87 %
May	11,620	3,340,699	39,363,083	2.68 %
<b>Total</b>	<b>262,498</b>	<b>117,380,371</b>	<b>1,469,739,933</b>	<b>100.00 %</b>

### Turnover on the Official Market



## Buy

Month	Liquidity Contract	Foreign	Managed Foreign	Market Maker	Undertakings for collective investment	House	Managed client	Client	Total
January	357,291	5,865,195	86,909		39,720,950	2,089,700	27,643,306	144,119,552	<b>219,882,904</b>
February	119,160	2,790,003	12,834		41,701,853	4,939,271	18,888,468	197,460,626	<b>265,912,216</b>
March	508,428	5,686,372	14,758		48,346,467	13,322,224	22,258,374	121,549,116	<b>211,685,738</b>
April	747,296	212,216,464	31,006		54,963,513	1,416,571	30,458,808	433,062,335	<b>732,895,993</b>
May		242,747			6,986,923	587,271	5,513,019	26,033,124	<b>39,363,083</b>
<b>Total</b>	<b>1,732,175</b>	<b>226,800,780</b>	<b>145,507</b>		<b>191,719,706</b>	<b>22,355,036</b>	<b>104,761,975</b>	<b>922,224,753</b>	<b>1,469,739,933</b>

## Sell

Month	Liquidity Contract	Foreign	Managed Foreign	Market Maker	Undertakings for collective investment	House	Managed client	Client	Total
January	437,318	641,174	22,682		35,671,117	532,921	26,363,928	156,213,763	<b>219,882,904</b>
February	2,253,002	319,932	2,994		28,168,288	2,921,846	24,090,553	208,155,601	<b>265,912,216</b>
March	1,513,763	1,167,049	9,788		24,063,879	14,036,657	20,061,777	150,832,827	<b>211,685,738</b>
April	1,415,331	2,448,274	65,193		39,438,845	2,691,747	24,449,249	662,387,353	<b>732,895,993</b>
May	164,295	1,095,610			5,062,846	976,252	3,077,217	28,986,862	<b>39,363,083</b>
<b>Total</b>	<b>5,783,710</b>	<b>5,672,039</b>	<b>100,657</b>		<b>132,404,976</b>	<b>21,159,423</b>	<b>98,042,724</b>	<b>1,206,576,405</b>	<b>1,469,739,933</b>

## Block Market

## Block Market

Month	Foreign	House	T.Libre	Total
January			4,345,300	<b>4,345,300</b>
February			67,271,000	<b>67,271,000</b>
March		11,443,526		<b>11,443,526</b>
April	210,984,361		251,347,250	<b>462,331,611</b>
May			3,500,000	<b>3,500,000</b>
<b>Total</b>	<b>210,984,361</b>	<b>11,443,526</b>	<b>326,463,550</b>	<b>548,891,437</b>

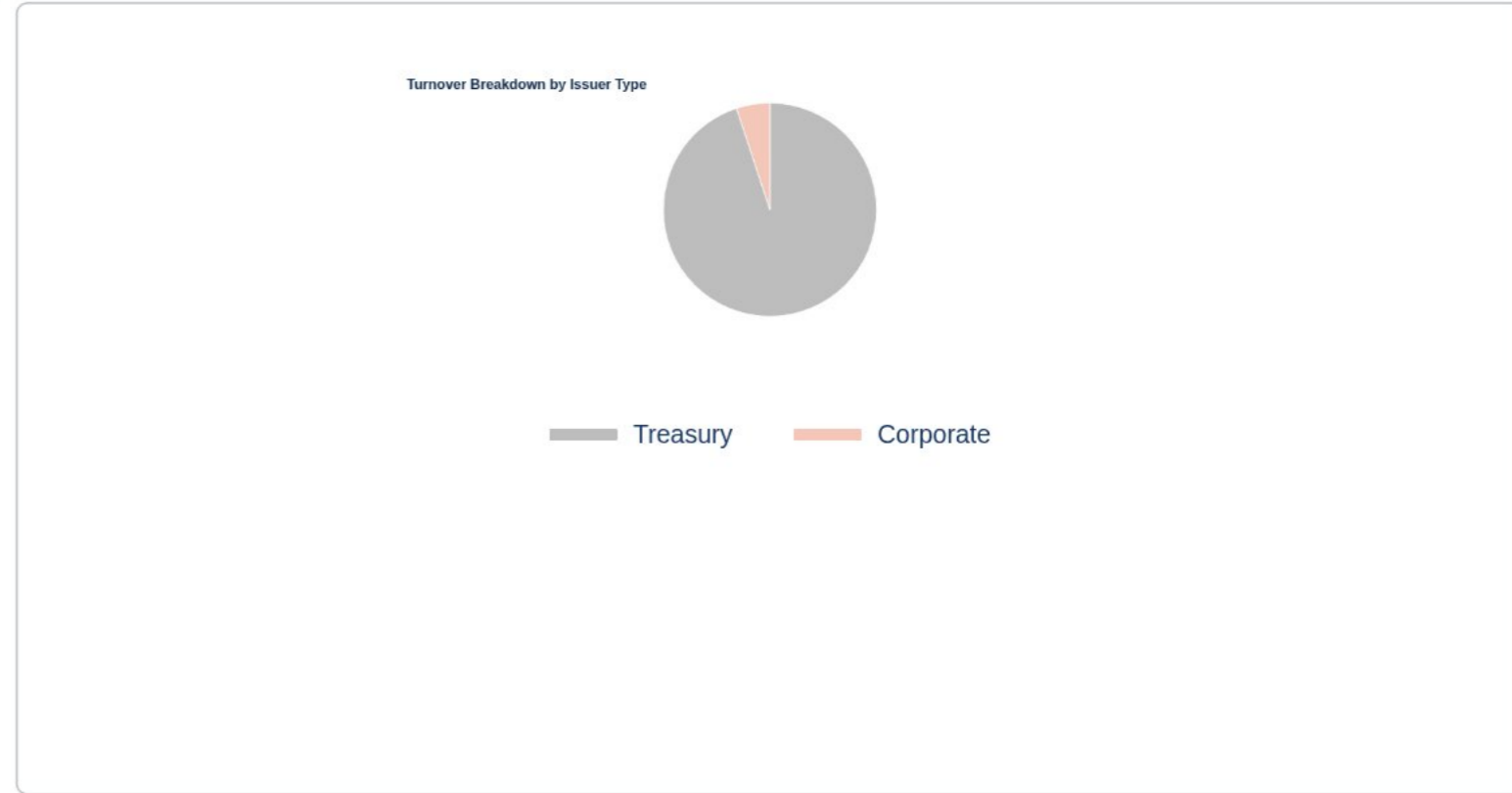
Month	Foreign	House	T.Libre	Total
January			4,345,300	<b>4,345,300</b>
February			67,271,000	<b>67,271,000</b>
March		11,443,526		<b>11,443,526</b>
April			462,331,611	<b>462,331,611</b>
May			3,500,000	<b>3,500,000</b>
<b>Total</b>		<b>11,443,526</b>	<b>537,447,911</b>	<b>548,891,437</b>

## Bond Market: Annual Activity

Trades	Volume	Value (TND)
271	837,470	192,256,774

### Issuer

Issuer Type	Trades	Volume	Value (TND)	Value in %
Treasury	236	721,325	182,499,901	94.93 %
Corporate	35	116,145	9,756,873	5.07 %
<b>Total</b>	<b>271</b>	<b>837,470</b>	<b>192,256,774</b>	<b>100.00 %</b>



### Buy

category	Trades	Volume	Value (TND)	Value in %
Undertaking collective investment	166	659,748	94,876,862	49.35 %
House	28	86,744	92,058,054	47.88 %
Client	27	74,247	4,912,712	2.56 %
Managed client	50	16,731	409,147	0.21 %
Liquidity Contract	0	0	0	0.00 %
Managed Foreign	0	0	0	0.00 %
Foreign	0	0	0	0.00 %
Market Maker	0	0	0	0.00 %
<b>Total</b>	<b>271</b>	<b>837,470</b>	<b>192,256,774</b>	<b>100.00 %</b>

### Sell

category	Trades	Volume	Value (TND)	Value in %
Undertaking collective investment	82	324,296	120,952,438	62.91 %
House	4	129,000	62,318,342	32.41 %
Client	119	133,816	5,588,359	2.91 %
Managed client	66	250,358	3,397,634	1.77 %
Liquidity Contract	0	0	0	0.00 %
Managed Foreign	0	0	0	0.00 %
Foreign	0	0	0	0.00 %
Market Maker	0	0	0	0.00 %
<b>Total</b>	<b>271</b>	<b>837,470</b>	<b>192,256,774</b>	<b>100.00 %</b>

### Electronic Trading

Trades	Volume	Value (TND)
56	3,689	35,964

#### Breakdown by order giver category

Buy	Trades	Volume	Value (TND)	Value in %
Client	56	3,689	35,964	100.00 %
<b>Total</b>	<b>56</b>	<b>3,689</b>	<b>35,964</b>	<b>100.00 %</b>

Sell	Trades	Volume	Value (TND)	Value in %
Client	54	3,489	33,964	94.44 %
Managed client	2	200	2,000	5.56 %
<b>Total</b>	<b>56</b>	<b>3,689</b>	<b>35,964</b>	<b>100.00 %</b>

### Board Quotation: Auctions

Trades	Volume	Value (TND)
27	16,707	884,742

#### Breakdown by order giver category

Buy	Trades	Volume	Value (TND)	Value in %
Client	27	16,707	884,742	100.00 %
<b>Total</b>	<b>27</b>	<b>16,707</b>	<b>884,742</b>	<b>100.00 %</b>

Sell	Trades	Volume	Value (TND)	Value in %
Client	27	16,707	884,742	100.00 %
<b>Total</b>	<b>27</b>	<b>16,707</b>	<b>884,742</b>	<b>100.00 %</b>

# Instruments – Equities

## Main Market

		Sector / Value																ISIN Code											
Sector / Value	ISIN Code	Mnemoni	Compa	Group	Trading Method	Listed Securities	Capit in MD	Market Cap %	Block Trades	Block Quantity	Value (TND)	Trades	Volume	Value (TND)	Closing Price	Daily Change	Indicator	Previous VWAP	VWAP	VWAP Change	Open	Annual Return	Block Trades	Block Quantity	Block Trades Value (TND)	Trades	Volume	Value (TND)	
<b>Automobiles &amp; Parts</b>						28,207,823	117.32	0.28%	-	-	-	18	7,828	24,090															
ASSAD	TN0007140015	ASSAD	S	99	Fixing	24,000,000	72.00	0.17%	-	-	-	17	7,750	23,250	3.000	-3.23%		3.100	3.000	-3.23%	3.180	-5.66%	-	-	-	3,113	2,038,743	6,514,272	
STIP	TN0005030010	STIP	S	99	Fixing	4,207,823	45.32	0.11%	-	-	-	1	78	840	10.770	-4.44%		11.270	10.770	-4.44%	3.530	205.10%	-	-	-	114	19,879	165,714	
<b>Banks</b>						846,256,529	18,595.48	43.71%	-	-	-	808	185,158	3,454,835															
AMEN BANK	TN0003400058	AB	A	11	Continu	34,920,000	2,304.37	5.42%	-	-	-	222	16,854	1,098,776	65.990	3.11%		63.975	65.194	1.91%	50.000	31.98%	-	-	-	12,814	1,444,634	81,973,346	
ATB	TN0003600350	ATB	A	11	Continu	100,000,000	361.00	0.85%	-	-	-	38	12,981	47,263	3.610	0.00%		3.616	3.641	0.69%	3.790	-4.75%	-	-	-	2,034	1,473,173	5,435,029	
ATTIJARI BANK	TN0001600154	TJARI	A	11	Continu	50,000,000	3,530.00	8.30%	-	-	-	87	5,593	394,289	70.600	0.57%		70.102	70.497	0.56%	66.890	11.83%	-	-	-	4,856	529,448	37,029,407	
BH BANK	TN0001900604	BH	A	11	Continu	47,600,000	495.04	1.16%	-	-	-	3	101	1,021	10.400	0.00%		10.400	10.113	-2.76%	10.300	0.97%	-	-	-	602	127,178	1,286,038	
BIAT	TN0001800457	BIAT	A	11	Continu	40,800,000	6,315.84	14.85%	-	-	-	57	907	138,419	154.800	3.20%		151.070	152.612	1.02%	111.000	39.46%	-	-	-	5,411	278,797	37,069,424	
BNA	TN0003100609	BNA	A	11	Continu	64,000,000	1,043.20	2.45%	-	-	-	183	72,776	1,166,896	16.300	1.88%		15.991	16.034	0.27%	12.070	35.05%	-	-	-	12,629	4,088,265	57,469,260	
BT	TN0002200053	BT	A	11	Continu	270,000,000	1,906.20	4.48%	-	-	-	88	46,904	330,647	7.060	0.14%		7.063	7.049	-0.19%	6.400	10.31%	-	-	-	9,030	5,374,416	36,732,596	
BTE (ADP)	TN0001300557	BTE	B	12	Fixing	1,000,000	6.57	0.02%	-	-	-	32	5,987	39,335	6.570	4.45%		6.227	6.570	5.51%	3.500	87.71%	-	-	-	627	104,734	528,496	
STB	TN0002600955	STB	A	11	Continu	155,375,000	733.37	1.72%	-	-	-	63	16,700	78,682	4.720	0.43%		4.717	4.712	-0.12%	4.090	15.40%	-	-	-	5,868	2,248,650	9,286,412	
UBCI	TN0002400505	UBCI	A	12	Fixing	20,001,529	759.86	1.79%	-	-	-	3	217	7,950	37.990	2.65%		36.959	36.635	-0.88%	33.800	16.24%	-	-	-	428	105,045	3,729,499	
UIB	TN0003900107	UIB	A	11	Continu	32,560,000	885.63	2.08%	-	-	-	28	5,438	145,620	27.200	2.26%		27.120	26.778	-1.26%	24.850	9.46%	-	-	-	1,274	935,072	25,145,636	
WIFAK INTERNATIONAL BANK	TN0007200017	WIFAK	A	12	Fixing	30,000,000	254.40	0.60%	-	-	-	4	700	5,936	8.480	0.00%		0.000	8.480	0.00%	7.700	10.13%	-	-	-	278	45,453	343,852	
<b>Basic materials</b>						78,184,091	737.84	1.73%	-	-	-	216	31,851	302,241															
SOTIPAPIER	TN0007630015	STPAP	B	11	Continu	28,184,091	73.84	0.17%	-	-	-	62	10,771	28,068	2.620	-2.96%		2.629	2.606	-0.88%	2.780	-5.76%	-	-	-	3,120	497,727	1,342,316	
TPR	TN0007270010	TPR	A	11	Continu	50,000,000	664.00	1.56%	-	-	-	154	21,080	274,173	13.280	2.55%		12.680	13.006	2.57%	11.500	15.48%	6	557,394	6,811,300	9,257	2,892,183	37,033,938	
<b>Chemicals</b>						7,684,757	527.20	1.24%	-	-	-	74	2,484	215,008															
AIR LIQUIDE TUNISIE	TN0002300358	AL	S	99	Fixing	1,637,504	293.13	0.69%	-	-	-	-	-	-	179.010	0.00%	NC	179.010	0.000		150.050	19.30%	-	-	-	364	3,927	645,104	
ALKIMIA	TN0003800703	ALKIM	S	99	Fixing	3,947,253	49.27	0.12%	-	-	-	-	-	-	14.000	0.00%	NC	0.000	0.000		13.100	6.87%	-	-	-	98	2,292	29,576	
ICF	TN0003200755	ICF	B	11	Continu	2,100,000	184.80	0.43%	-	-	-	74	2,484	215,008	88.000	0.00%		87.224	86.557	-0.76%	84.600	4.02%	-	-	-	4,403	131,447	11,273,487	
<b>Construction &amp; Materials</b>						525,232,104	1,116.87	2.62%	-	-	-	232	133,807	352,763															
CARTHAGE CEMENT	TN0007400013	CC	A	11	Continu	343,624,940	649.45	1.53%	-	-	-	96	85,168	160,512	1.890	-0.53%		1.874	1.885	0.57%	1.880	0.53%	-	-	-	10,161	11,518,019	22,132,204	
CIMENTS DE BIZERTE	TN0007350010	SCB	B	12	Fixing	44,047,290	29.95	0.07%	-	-	-	14	7,311	5,045	0.680	-4.23%	B	0.714	0.690	-3.36%	0.550	23.64%	-	-	-	519	350,782	221,371	
ESSOUKNA	TN0007210016	SOKNA	B	11	Continu	5,050,500	18.84	0.04%	-	-	-	83	12,865	47,725	3.730	0.00%		3.735	3.710	-0.68%	3.300	13.03%	-	-	-	3,601	676,399	2,573,616	
MPBS	TN0007620016	MPBS	B	11	Continu	20,668,860	187.05	0.44%	-	-	-	26	14,375	129,197	9.050	-0.22%		9.014	8.988	-0.29%	8.790	2.96%	-	-	-	3,275	678,361	5,606,071	
SANIMED	TN0007730013	SMD	S	99	Fixing	19,971,000	11.18	0.03%	-	-	-	-	-	-	0.560	-3.45%	B	0.000	0.000		0.570	-1.75%	-	-	-	108	42,083	26,250	
SIMPAR	TN0004000055	SIMPA	B	12	Fixing	1,100,000	37.84	0.09%	-	-	-	-	-	-	34.400	0.00%	NC	0.000	0.000		35.890	-4.15%	-	-	-	9	167	5,904	
SITS	TN0007180011	SITS	B	12	Fixing	15,600,000	53.82	0.13%	-	-	-	-	-	-	3.450	0.00%	NC	0.000	0.000		3.110	10.93%	-	-	-	17	3,931	13,886	
SOMOCER	TN0006780019	SOMOC	S	99	Fixing	40,656,000	29.68	0.07%	-	-	-	13	14,088	10,284	0.730	4.29%		0.700	0.730	4.29%	0.440	65.91%	-	-	-	2,142	3,013,422	1,858,703	
SOTEMAIL	TN0007600018	SOTEM	S	99	Fixing	34,513,514	99.05	0.23%	-	-	-	-	-	-	2.870	0.00%	NC	0.000	0.000		3.000	-4.33%	-	-	-	1	42	126	
<b>Financial Services</b>						131,016,000	1,670.00	3.92%	-	-	-	292	41,209	878,103															
ATL	TN0004700100	ATL	B	11	Continu	32,500,000	314.28	0.74%	-	-	-	82	10,261	98,245	9.670	3.20%		9.027	9.575	6.07%	6.100	58.53%	-	-	-	3,126	1,034,549	7,805,464	
ATTIJARI LEASING	TN0006610018	TJL	B	11	Continu	2,750,000	103.13	0.24%	-	-	-	5	305	11,379	37.500	1.21%		0.000	37.309	0.00%	29.250	28.21%	-	-	-	693	63,634	2,082,037	
BEST LEASE	TN0007580012	BL	B	12	Fixing	30,000,000	72.00	0.17%	-	-	-	20	4,664	11,194	2.400	-1.64%		2.445	2.400	-1.84%	2.200	9.09%	-	-	-	201	52,862	124,779	
BH LEASING	TN0006720049	BHL	B	12	Fixing	7,000,000	27.30	0.06%	-	-	-	-	-	-	3.900	0.00%	NC	3.674	0.000		3.970	-1.76%	-	-	-	186	24,437	93,883	
CIL	TN0004200853	CIL	B	11	Continu	7,000,000	230.30	0.54%	-	-	-	70	14,947	484,258	32.900	2.33%		31.937	32.398	1.44%	28.250	24.96%	-	-	-	2,519	497,926	16,122,291	
HANNIBAL LEASE	TN0007310139	HL	B	12	Fixing	11,000,000	82.50	0.19%	-	-	-	20	3,549	26,618	7.500	0.00%		7.500	7.500	0.00%	7.600	-1.32%	-	-	-	428	118,859	881,941	
PLACEMENT DE TUNISIE -SICAF	TN0002500650	PLTU	B	12	Fixing	1,000,000	41.81	0.10%	-	-	-	-	-	-	41.810	0.00%	NC	0.000	0.000		41.800	0.02%	-	-	-	9	301	12,572	
SPDIT - SICAF	TN0001400704	SPDIT	A	11	Continu	28,000,000	363.44	0.85%	-	-	-	11	1,087	13,934	12.980	0.78%		12.884	12.819	-0.51%	12.700	10.08%	-	-	-	710	157,725	2,118,650	
TUNINVEST-SICAR	TN0004100202	TINV	B	12	Fixing	966,000	38.89	0.09%	-	-	-	8	255	10,214	40.280	0.65%		40.000	40.056	0.14%	42.000	-4.14%	-	-	-	855	63,889	2,649,978	
TUNISIE LEASING ET FACTORING	TN0002100907	TLS	A	11	Continu	10,800,000	396.36	0.93%	-	-	-	76	6,141	222,261	36.700	0.00%		36.495	36.193	-0.83%	32.750								

EURO-CYCLES	TN0007570013	ECYCL	B	11	Continu	9,801,000	115.06	0.27%	-	-	-	54	12,508	145,480	11.740	-0.51%	11.624	11.631	0.06%	12.490	-6.01%	-	-	-	5,189	734,935	8,631,787
NEW BODY LINE	TN0007540016	NBL	B	11	Continu	4,250,400	15.68	0.04%	-	-	-	119	30,369	111,711	3.690	-4.16%	3.801	3.678	-3.22%	4.050	-8.89%	-	-	-	1,036	238,612	917,990
OFFICE PLAST	TN0007700016	PLAST	B	11	Continu	14,662,164	25.37	0.06%	-	-	-	119	42,071	72,049	1.730	-2.81%	1.777	1.713	-3.63%	1.910	-9.42%	-	-	-	4,505	1,920,123	3,921,433
Société d'Articles Hygiéniques	TN0007610017	SAH	A	11	Continu	84,015,979	1,160.26	2.73%	-	-	-	106	20,076	276,880	13.810	-1.22%	13.628	13.792	1.20%	13.900	-0.65%	1	423,500	6,352,500	8,809	2,548,701	36,086,920
<b>Retail</b>						<b>194,111,628</b>	<b>2,478.32</b>	<b>5.82%</b>	<b>-</b>	<b>-</b>	<b>-</b>	<b>375</b>	<b>55,143</b>	<b>986,072</b>								<b>1</b>	<b>2,975,000</b>	<b>63,665,000</b>	<b>18,760</b>	<b>6,639,607</b>	<b>102,051,113</b>
ARTES	TN0007300015	ARTES	A	11	Continu	38,250,000	496.10	1.17%	-	-	-	18	2,849	36,398	12.970	-0.15%	12.685	12.776	0.72%	11.500	12.78%	-	-	-	3,179	469,512	6,209,611
CELLCOM	TN0007590011	CELL	B	11	Continu	4,461,532	10.22	0.02%	-	-	-	61	9,432	21,258	2.290	-0.87%	2.308	2.254	-2.35%	3.320	-31.02%	-	-	-	3,438	674,672	1,761,607
CITY CARS	TN0007550015	CITY	A	11	Continu	18,000,000	414.00	0.97%	-	-	-	47	4,238	97,369	23,000	-0.78%	22,910	22,975	0.28%	19,700	16.75%	-	-	-	3,185	349,582	8,376,661
ENNAKL AUTOMOBILES	TN0007410012	NAKL	A	11	Continu	30,000,000	510.00	1.20%	-	-	-	45	10,353	175,976	17,000	-0.58%	17,176	16,998	-1.04%	15,080	12.73%	-	-	-	1,690	228,921	3,866,807
MAGASIN GENERAL	TN0006440010	MAG	B	12	Fixing	15,777,070	212.83	0.50%	-	-	-	6	439	5,924	13,490	-0.07%	13,500	13,495	-0.04%	9,850	36.95%	-	-	-	138	9,333	98,304
MONOPRIX	TN0001000108	MNP	B	12	Fixing	25,345,736	247.12	0.58%	-	-	-	30	20,478	197,463	9,750	1.46%	9,200	9,643	4.81%	6,090	60.10%	-	-	-	759	393,198	3,292,505
SMART TUNISIE	TNQPXRODTH8	SMART	B	11	Continu	10,123,443	301.17	0.71%	-	-	-	26	1,008	29,606	29,750	0.17%	28,549	29,371	2.88%	19,500	52.56%	1	2,975,000	63,665,000	2,002	3,248,604	69,561,483
SOTUMAG	TN0006580013	MGR	B	11	Continu	13,200,000	139.79	0.33%	-	-	-	1	2	21	10,590	0.00%	10,590	10,590	0.00%	8,900	18.99%	-	-	-	822	133,284	1,282,582
Société Tunisienne de l'Automobile	TNNGTFLC2986	STA	B	11	Continu	2,000,000	131.20	0.31%	-	-	-	141	6,344	422,057	65,600	-2.09%	66,418	66,528	0.17%	37,440	75.21%	-	-	-	3,188	121,821	7,065,051
UADH	TN0007690019	UADH	S	99	Fixing	36,953,847	15.89	0.04%	-	-	-	-	-	-	0.430	0.00%	S	0.000	0.000	0.600	-28.33%	-	-	-	359	1,010,680	536,502
<b>Technology</b>						<b>14,354,134</b>	<b>129.50</b>	<b>0.30%</b>	<b>2</b>	<b>350,000</b>	<b>3,500,000</b>	<b>298</b>	<b>402,486</b>	<b>4,057,745</b>								<b>2</b>	<b>350,000</b>	<b>3,500,000</b>	<b>8,239</b>	<b>4,776,968</b>	<b>46,194,541</b>
AETECH	TN0007500010	AETEC	S	99	Fixing	2,223,334	0.91	0.00%	-	-	-	-	-	-	0.410	0.00%	S	0.000	0.000	0.320	28.13%	-	-	-	20	11,728	4,568
TELNET HOLDING	TN0007440019	TLNET	B	11	Continu	12,130,800	128.59	0.30%	2	350,000	3,500,000	298	402,486	4,057,745	10,600	-0.93%	10,676	10,627	-0.46%	6,840	54.97%	2	350,000	3,500,000	8,219	4,765,240	46,189,973
<b>Telecommunications</b>						<b>112,636,800</b>	<b>144.35</b>	<b>0.34%</b>	<b>-</b>	<b>-</b>	<b>-</b>	<b>349</b>	<b>89,724</b>	<b>1,037,566</b>								<b>-</b>	<b>-</b>	<b>-</b>	<b>8,227</b>	<b>4,866,938</b>	<b>15,902,121</b>
SOTETEL	TN0006530018	SOTET	B	11	Continu	4,636,800	54.71	0.13%	-	-	-	341	86,730	1,035,081	11,800	3.96%	10,990	11,935	8.59%	5,210	126.49%	-	-	-	6,009	1,574,438	13,168,739
TAWASOL GROUP HOLDING	TN0007650013	TGH	S	99	Fixing	108,000,000	89.64	0.21%	-	-	-	8	2,994	2,485	0.830	0.00%	0.830	0.830	0.00%	0.800	3.75%	-	-	-	2,218	3,312,500	2,733,382
<b>Travel &amp; Leisure</b>						<b>106,199,280</b>	<b>36.11</b>	<b>0.09%</b>	<b>-</b>	<b>-</b>	<b>-</b>	<b>3</b>	<b>1,662</b>	<b>565</b>								<b>-</b>	<b>-</b>	<b>-</b>	<b>830</b>	<b>993,076</b>	<b>340,606</b>
TUNISAIR	TN0001200401	TAIR	S	99	Fixing	106,199,280	36.11	0.09%	-	-	-	3	1,662	565	0.340	0.00%	0.340	0.340	0.00%	0.340	0.00%	-	-	-	830	993,076	340,606
<b>Total</b>						<b>3,063,013,649</b>	<b>42,546.40</b>	<b>100.00%</b>	<b>2</b>	<b>350,000</b>	<b>3,500,000</b>	<b>4,648</b>	<b>1,480,652</b>	<b>18,654,670</b>								<b>29</b>	<b>31,202,830</b>	<b>548,891,437</b>	<b>258,175</b>	<b>117,341,930</b>	<b>1,469,514,835</b>

## Instruments – Secondary Lines

### Main Market

Trading session of 05/06/2026										Year 2026		
Sector / Issuer / Security	ISIN code	Mnemonic	Group	Trades	Volume	Value (TND)	Demier cours	Indicator	Trades	Volume	Value (TND)	
<b>Food &amp; Beverage</b>												
<b>POULINA GP HOLDING</b>												
PGH Da 2/25 230611	TN0005700034	PGH11		32	-	-	-	-	NC	11	64	101
<b>SFBT</b>												
SFBT (Da 1/6)	TN0001100288	SFB99		32	-	-	-	-	NC	-	-	-
SFBT (Da 1/7)	TN0001100296	SFB00		32	-	-	-	-	NC	-	-	-
SFBT (Da 1/2) 2001	TN0001100304	SFBT1		32	-	-	-	-	NC	1	1	62
SFBT Da1/2(11/4/02)	TN0001100312	SFB02		32	-	-	-	-	NC	-	-	-
SFBT Da 1/12 2006	TN0001100320	SFB06		32	-	-	-	-	NC	-	-	-
SFBT DA2007 1/13	TN0001100338	SFB07		32	-	-	-	-	NC	8	19	66
SFBT Da5/56 120510	TN0001100346	SFB10		32	-	-	-	-	NC	9	57	300
SFBT Da5/61 300311	TN0001100353	SFB11		32	-	-	-	-	NC	7	39	179
SFBT Da10/66 03712	TN0001100361	SFB12		32	-	-	-	-	NC	19	208	442
SFBT Da1/19 280513	TN0001100387	SFB13		32	-	-	-	-	NC	6	49	107
SFBT DA 1/8 200514	TN0001100403	SFB14		32	-	-	-	-	NC	12	26	137
SFBT DA 1/6 120515	TN0001100411	SFB15		32	-	-	-	-	NC	11	37	95
SFBT DA 1/7 040516	TN0001100429	SFB16		32	-	-	-	-	NC	11	23	102
SFBT DA1/10 040517	TN0001100437	SFB17		32	-	-	-	-	NC	12	28	85
SFBT DA 1/4 300418	TN0001100445	SFB18		32	-	2	14	7.160		18	25	138
SFBT DA 1/5 130519	TN0001100452	SFB19		32	-	-	-	-	NC	52	91	289
SFBT DA 1/4 200720	TN0001100460	SFB20		32	-	2	7	3.610		40	142	526
SFBT DA1/12 280524	TN3022JYH65	SFB24		32	-	3	16	1.150		356	1,667	1,666
<b>LAND OR</b>												
LNDOR DA1/32 80617	TN0007510035	LND17		32	-	-	-	-	NC	12	106	47
<b>Insurance</b>												
<b>BNA ASSURANCES</b>												
AMI DA 1/4 110817	TN0007680044	AMI17		32	-	-	-	-	NC	4	5	5
AMI DA27/35 241120	TN0007680051	AMI20		32	-	-	-	-	NC	18	129	263
<b>ASTREE</b>												
AST DA 1/2 140817	TN0003000528	AST17		32	-	-	-	-	NC	-	-	-
<b>STAR</b>												
STAR DA 7/6 221225	TNI7FVNGCJ77	STAR5		32	-	-	-	-	NC	261	1,831	125,171
<b>Automobiles &amp; Parts</b>												
<b>ASSAD</b>												
ASSDa1/9(01/07/05)	TN0007140031	ASSDA		32	-	-	-	-	NC	-	-	-
ASSAD Da1/4 150609	TN0007140049	ASS09		32	-	-	-	-	NC	-	-	-
ASS Da 1/10 020610	TN0007140056	ASS10		32	-	-	-	-	NC	2	8	6
ASS Da 1/22 200611	TN0007140064	ASS11		32	-	-	-	-	NC	2	14	4
ASS Da 1/23 010812	TN0007140072	ASS12		32	-	-	-	-	NC	5	20	4
<b>STIP</b>												
STIP Da1/10 0703	TN0005030028	STIP3		32	-	-	-	-	NC	-	-	-
<b>Banks</b>												
<b>AMEN BANK</b>												

AB Da 26 3/37	TN0003400108	AB26	32	-	-	-	-	NC	-	-	-	
AB Da 29 3/40	TN0003400116	AB29	32	-	-	-	-	NC	-	-	-	
AB Da 34 2/59	TN0003400157	AB34	32	-	-	-	-	NC	-	-	-	
AB Da 1/27	TN0003400207	ABA38	32	-	-	-	-	NC	6	43	184	
ABDA 1/14 11122007	TN0003400272	ABDA7	32	-	-	-	-	NC	-	-	-	
AB Da 3/37 281209	TN0003400371	ABDA9	32	-	-	-	-	NC	-	-	-	
AB Da 1/10 110613	TN0003400454	AB13	32	-	-	-	-	NC	1	1	9	
AB DA1/24 01082016	TN0003400512	AB16	32	-	-	-	-	NC	16	66	215	
AB DA1/25 300617	TN0003400579	AB17	32	-	-	-	-	NC	4	12	125	
AB DA 1/7 12102023	TNMY01P21QP7	AB23	32	-	-	-	-	NC	9	14	266	
AB DA 2/13 281024	TN66JFM5A518	AB24	32		3	10	100		10.000	141	545	4,621
<b>ATB</b>												
ATBDA1/7 09/11/05	TN0003600434	ATBDA	32	-	-	-	-	NC	-	-	-	-
ATB Da 1/10 151208	TN0003600517	ATB08	32	-	-	-	-	NC	-	-	-	-
ATB Da 1/16 161210	TN0003600616	ATB10	32	-	-	-	-	NC	6	45	10	-
<b>ATTIJARI BANK</b>												
TJARI - (Da)	TN0001600162	TJADA	32	-	-	-	-	NC	2	15	89	-
TJARI - Da39	TN0001600261	TJA39	32	-	-	-	-	NC	-	-	-	-
TJARIDA1/40 250518	TN0001600501	TJA18	32		3	30	66		2.200	44	1,061	6,310
TJARIDA4/21 300425	TN823JXM7T75	TJA25	32		5	8	104		13.000	448	2,520	32,848
<b>BT</b>												
BQ DE TSIE - Da	TN0002200103	BTDA	32	-	-	-	-	NC	1	8	38	-
Bt Da 3/10 170599	TN0002200210	BT149	32	-	-	-	-	NC	3	9	127	-
BTDa1/7(3/12/01)	TN0002200251	BT154	32	-	-	-	-	NC	3	11	67	-
BT Da 1/2 23052006	TN0002200319	BTDA6	32	-	-	-	-	NC	1	1	15	-
BT Da 1/2 10/06/09	TN0002200327	BTDA9	32	-	-	-	-	NC	3	11	45	-
BT Da 1/3 280613	TN0002200335	BT13	32	-	-	-	-	NC	13	66	61	-
BT DA 1/5 03062016	TN0002200343	BT16	32	-	-	-	-	NC	9	15	32	-
BT DA 1/4 04052018	TN0002200350	BT18	32	-	-	-	-	NC	19	30	64	-
BT DA 1/5 10052022	TNYHLWKDE9D7	BT22	32	-	-	-	-	NC	54	106	131	-
<b>BIAT</b>												
BIAT Da32 4/60	TN0001800465	BIA32	32	-	-	-	-	NC	-	-	-	-
BIAT Da36 1/24	TN0001800507	BIA36	32	-	-	-	-	NC	3	7	6	-
BIAT DA1/20 290620	TN0001800622	BIA20	32		3	10	75		7.500	49	252	1,741
BIAT DA1/7 291124	TNK63RI7BF70	BIA24	32		2	3	63		21.000	347	829	15,726
<b>BNA</b>												
BNA Da 1/10 040509	TN0003100633	BNA09	32		21	76	137		1.800	194	707	1,273
BNA DA 1/10 200618	TN0003100740	BNA18	32	-	-	-	-	NC	25	78	109	-
BNA DA 1/55 150419	TN0003100815	BNA19	32	-	-	-	-	NC	33	627	99	-
<b>BH BANK</b>												
BQ HABITAT (Da)	TN0001900612	BHDA	32	-	-	-	-	NC	-	-	-	-
BH Da 1/20 150999	TN0001900679	BH12	32	-	-	-	-	NC	-	-	-	-
BH Da1/25 14022000	TN0001900711	BH14	32	-	-	-	-	NC	-	-	-	-
BHDA 1/15 28052007	TN0001900778	BHDA7	32	-	-	-	-	NC	1	2	3	-
BH DA 1/3 270715	TN0001900901	BH15	32	-	-	-	-	NC	5	8	38	-
BH DA 1/5 171117	TN0001900992	BH17	32	-	-	-	-	NC	6	11	23	-
<b>UBCI</b>												
UBCI Da 1/6 010900	TN0002400570	UBC00	32	-	-	-	-	NC	3	3	48	-
UBCI Da 3/7 010704	TN0002400646	UBC04	32	-	-	-	-	NC	1	1	34	-
UBCI Da 1/2 150710	TN0002400653	UBC10	32	-	-	-	-	NC	2	2	45	-
UBCI Da8/33 141013	TN0002400695	UBC13	32	-	-	-	-	NC	27	256	2,228	-
<b>WIFAK INTERNATIONAL BANK</b>												
WIFAK DA1/2 121015	TN0007200132	WIF15	32	-	-	-	-	NC	3	3	6	-
<b>Construction &amp; Materials</b>												
<b>MPBS</b>												
MPBS DA1/10 070717	TN0007620032	MPB17	32	-	-	-	-	NC	3	10	10	-
MPBS DA1/20 050718	TN0007620040	MPB18	32	-	-	-	-	NC	5	37	16	-
MPBS DA1/10 100719	TN0007620057	MPB19	32	-	-	-	-	NC	4	11	9	-
MPBS DA1/17 100820	TN0007620065	MPB20	32	-	-	-	-	NC	18	49	21	-
<b>CARTHAGE CEMENT</b>												
CC Da 1/52 201210	TN0007400039	CC10	32	-	-	-	-	NC	5	31	-	-
<b>ESSOUKNA</b>												
SOKNA Da1/5 020712	TN0007210032	SOK12	32	-	-	-	-	NC	-	-	-	-
SOKNA Da2/5 010714	TN0007210040	SOK14	32	-	-	-	-	NC	4	9	13	-
<b>SIMPAR</b>												
SIMPAR Da 1/5	TN0004000089	SIM01	32	-	-	-	-	NC	-	-	-	-
SIMPA Da1/6 010708	TN0004000105	SIM08	32	-	-	-	-	NC	1	4	38	-
SIMPA Da1/7 010710	TN0004000121	SIM10	32	-	-	-	-	NC	-	-	-	-
SIMPA Da1/8 020712	TN0004000147	SIM12	32	-	-	-	-	NC	1	1	5	-
SIMPA DA2/9 010714	TN0004000154	SIM14	32	-	-	-	-	NC	2	8	64	-
<b>SITS</b>												
SITSDa1/9 28/03/07	TN0007180037	SITDA	32	-	-	-	-	NC	1	14	5	-
<b>SOMOCER</b>												
SOMOC Da 1/7 0803	TN0006780027	SOMC3	32	-	-	-	-	NC	-	-	-	-
SOMOC Da 1/10 0708	TN0006780043	SOMC8	32	-	-	-	-	NC	-	-	-	-
SOMOC Da 1/20 2007	TN0006780050	SOMC9	32	-	-	-	-	NC	-	-	-	-
SOMC Da1/10 261211	TN0006780068	SOM11	32	-	-	-	-	NC	-	-	-	-
SOMC Da1/45 211212	TN0006780076	SOM12	32	-	-	-	-	NC	5	65	1	-
SOMC Da2/35 231213	TN0006780084	SOM13	32	-	-	-	-	NC	8	62	1	-

SOMC DA3/37 250814	TN0006780092	SOM14	32	2	2	0.010	13	76	1	
SOM DA 1/23 201015	TN0006780100	SOM15	32	2	12	0.010	5	26	-	
<b>Industrial Goods &amp; Services</b>										
<b>ONE TECH HOLDING</b>										
OTH DA1/2 181121	TN7F9QE5NT90	OTH21	32	-	-	-	NC	11	33	136
<b>SIAME</b>										
SIAME Da5/11	TN0006590020	SIADA	32	-	-	-	NC	1	3	6
SIAME Da1/8	TN0006590087	SIAM1	32	-	-	-	NC	3	7	4
SIAM Da1/25 280704	TN0006590103	SIAD4	32	-	-	-	NC	3	7	1
SIAME Da1/10	TN0006590061	SIAM4	32	-	-	-	NC	3	5	2
SIAM DA1/10 160721	TN0006590111	SIAD1	32	-	-	-	NC	8	23	8
<b>SOTUVER</b>										
SOTUVER Da 1/24	TN0006560023	STVDA	32	-	-	-	NC	-	-	-
STV Da 1/25 010700	TN0006560049	STV00	32	-	-	-	NC	-	-	-
SOTUVER Da 3/34	TN0006560064	STV01	32	-	-	-	NC	-	-	-
STV02 3/10 010102	TN0006560098	STV02	32	-	-	-	NC	-	-	-
STV Da10/31 160712	TN0006560148	STV12	32	-	-	-	NC	3	19	190
SOTUV Da1/7 180713	TN0006560155	STV13	32	-	-	-	NC	8	18	58
SOTUV DA3/41 10714	TN0006560189	STV14	32	-	-	-	NC	12	67	123
STV DA 3/40 200715	TN0006560197	STV15	32	-	-	-	NC	17	112	216
STV DA2/23 4122017	TN0006560221	STV17	32	1	11	27	2.430	12	55	97
SOTUV DA7/32 91020	TN0006560247	STV20	32	5	31	171	5.500	102	902	3,156
STV DA2/11 280722	TNXI9LTW0FO7	STV22	32	2	2	8	3.810	181	1,064	2,759
<b>Chemicals</b>										
<b>AIR LIQUIDE TUNISIE</b>										
AIR LIQ Da1/4 0999	TN0002300366	ALQDA	32	-	-	-	NC	1	1	220
AIR LIQ Da1/6 0601	TN0002300374	ALQ01	32	-	-	-	NC	-	-	-
ALQ Da1/6 (160902)	TN0002300390	ALQ02	32	-	-	-	NC	4	5	425
AIR LIQ Da1/8 0903	TN0002300408	ALQ03	32	-	-	-	NC	4	8	480
ALQ Da1/10 7/09/04	TN0002300416	ALQ04	32	-	-	-	NC	6	12	455
ALQDa1/12 06/09/05	TN0002300424	ALQ05	32	-	-	-	NC	2	3	129
ALQ Da1/12 070906	TN0002300432	ALQ06	32	-	-	-	NC	3	5	173
ALQ Da 1/12 0907	TN0002300440	ALQ07	32	1	1	35	35.000	6	8	269
AL Da 1/11 030908	TN0002300457	ALQ08	32	-	-	-	NC	5	8	225
AL Da 1/12 030909	TN0002300465	ALQ09	32	1	1	30	30.000	7	14	357
ALQ Da 1/11 060910	TN0002300473	ALQ10	32	-	-	-	NC	3	8	209
ALQ Da 1/11 050911	TN0002300481	ALQ11	32	-	-	-	NC	5	12	316
ALQ Da 1/15 030912	TN0002300499	ALQ12	32	-	-	-	NC	2	7	133
ALQ Da 1/11 020913	TN0002300507	ALQ13	32	-	-	-	NC	1	1	26
ALQ DA 1/12 150914	TN0002300515	ALQ14	32	-	-	-	NC	4	14	256
ALQ DA 1/25 070915	TN0002300523	ALQ15	32	-	-	-	NC	5	20	178
ALQ DA 1/28 050916	TN0002300531	ALQ16	32	-	-	-	NC	9	37	256
ALQ DA 1/31 250917	TN0002300549	ALQ17	32	-	-	-	NC	5	16	96
ALQ DA 1/30 161018	TN0002300556	ALQ18	32	-	-	-	NC	6	32	203
ALQ DA 1/16 160919	TN0002300564	ALQ19	32	-	-	-	NC	1	13	173
ALQ DA 1/45 201120	TN0002300572	ALQ20	32	-	-	-	NC	4	23	86
<b>ALKIMIA</b>										
ALKIM Da	TN0003800711	ALKDA	32	-	-	-	NC	-	-	-
ALKIM Da 04	TN0003800729	ALK04	32	-	-	-	NC	3	4	6
ALK Da 1/10 240603	TN0003800737	ALK03	32	-	-	-	NC	3	8	10
ALKNSLIB1/4j010123	TNPIK1R13738	ALK24	32	-	-	-	NC	-	-	-
<b>Retail</b>										
<b>ARTES</b>										
ARTES Da1/4 230712	TN0007300023	ART12	32	-	-	-	NC	-	-	-
ARTES Da1/5 040313	TN0007300031	ART13	32	-	-	-	NC	-	-	-
<b>CITY CARS</b>										
CITY DA1/3 230919	TN0007550023	CTY19	32	-	-	-	NC	9	12	91
<b>SMART TUNISIE</b>										
SMART DA1/5 070623	TN7IDY8X60S8	SMT23	32	-	-	-	NC	35	73	286
SMART DA1/6 111124	TN7PHUMS9GW2	SMT24	32	-	-	-	NC	52	150	460
<b>MAGASIN GENERAL</b>										
MAG GEN Da 1/2	TN0006440028	MGDA4	32	-	-	-	NC	-	-	-
<b>MONOPRIX</b>										
MONOPRIX Da	TN0001000116	MNPDA	32	-	-	-	NC	2	5	12
MNP Da 1/2 100611	TN0001000124	MNP11	32	-	-	-	NC	3	3	17
MNP Da 1/5 040612	TN0001000132	MNP12	32	-	-	-	NC	-	-	-
MNP Da 1/5 160615	TN0001000140	MNP15	32	-	-	-	NC	19	25	28
<b>SOTUMAG</b>										
MGR Da1/3 050710	TN0006580021	MGR10	32	-	-	-	NC	-	-	-
MGR DA 1/10 201217	TN0006580039	MGR17	32	-	-	-	NC	-	-	-
<b>Basic materials</b>										
<b>TPR</b>										
Da TPR 11/149 2006	TN0007270036	TPR08	32	-	-	-	NC	-	-	-
TPR Da 1/8 200509	TN0007270044	TPR09	32	-	-	-	NC	-	-	-
TPR Da 1/36 250510	TN0007270051	TPR10	32	-	-	-	NC	1	3	2
TPR Da 5/37 150611	TN0007270069	TPR11	32	-	-	-	NC	2	12	27
TPR Da 1/21 250612	TN0007270077	TPR12	32	-	-	-	NC	8	84	41
TPR Da 1/44 250613	TN0007270085	TPR13	32	-	-	-	NC	15	139	34
TPR DA 1/9 260716	TN0007270093	TPR16	32	-	-	-	NC	6	14	12

Oil & Gas												
<b>SOTRAPIL</b>												
STPIL Da1/10 0703	TN0006660021	SPL3	32	-	-	-	-	-	NC	5	13	44
STPILDA0807 1/10	TN0006660039	SPL7	32	-	-	-	-	-	NC	-	-	-
STPIL Da1/25301208	TN0006660047	SPL8	32	-	-	-	-	-	NC	14	115	132
STPIL Da1/20 02712	TN0006660054	SPL12	32	-	-	-	-	-	NC	9	41	58
STPIL Da1/33 01713	TN0006660062	SPL13	32	-	-	-	-	-	NC	20	186	170
STPIL DA1/17 20614	TN0006660070	SPL14	32	-	-	-	-	-	NC	23	93	155
STPL DA1/32 180615	TN0006660088	SPL15	32	-	-	-	-	-	NC	28	300	256
STPIL DA1/39 01716	TN0006660096	SPL16	32	-	-	-	-	-	NC	18	187	139
STPILDA1/56 300617	TN0006660104	SPL17	32	-	-	-	-	-	NC	27	368	161
STPILDA1/39 290618	TN0006660112	SPL18	32	-	-	-	-	-	NC	37	445	278
<b>Personal &amp; Household Goods</b>												
<b>EURO-CYCLES</b>												
ECYCL DA1/2 010616	TN0007570021	ECY16	32	-	-	-	-	-	NC	2	2	18
ECYC DA1/10 010719	TN0007570039	ECY19	32	-	-	-	-	-	NC	8	12	14
ECYC DA1/10 040822	TNUTSNMT2ET9	ECY22	32	-	-	-	-	-	NC	42	93	108
<b>ATELIER MEUBLE INTERIEURS</b>												
SAM DA 1/10 280717	TN0007740020	SAM17	32	-	-	-	-	-	NC	3	5	4
SAM DA 1/5 300920	TN0007740038	SAM20	32	-	-	-	-	-	NC	1	1	1
SAM DA 8/85 241125	TNLPW5AW8TJ4	SAM25	32	-	3	104	44	0.420		174	4,693	1,881
<b>Société d'Articles Hygiéniques</b>												
SAH DA 1/7 050814	TN0007610025	SAH14	32	-	-	-	-	-	NC	10	17	58
SAH DA 1/20 050914	TN0007610033	SAH42	32	-	-	-	-	-	NC	9	32	36
SAH Da 1/5 230615	TN0007610041	SAH15	32	-	-	-	-	-	NC	1	1	5
SAH DA 1/14 250117	TN0007610058	SAH17	32	-	-	-	-	-	NC	5	12	16
SAH DA 1/17 070717	TN0007610066	SAH72	32	-	-	-	-	-	NC	8	29	29
SAH DA 1/14 131217	TN0007610074	SAH73	32	-	-	-	-	-	NC	1	1	2
SAH DA 1/14 010818	TN0007610082	SAH18	32	-	2	3	4	1.300		16	81	105
SAH DA 1/18 031218	TN0007610090	SAH82	32	-	-	-	-	-	NC	21	149	154
SAH DA1/4 22082022	TNZTIVM7NY78	SAH22	32	-	1	1	1	1.000		125	584	1,743
SAH DA 1/35 010823	TNG73XSR2TO7	SAH23	32	-	8	59	24	0.400		341	3,948	1,454
<b>NEW BODY LINE</b>												
NBL Da1/45 161213	TN0007540032	NBL13	32	-	-	-	-	-	NC	17	206	23
NBL DA 1/10 280717	TN0007540040	NBL17	32	-	-	-	-	-	NC	9	18	9
<b>OFFICE PLAST</b>												
PLAST DA1/4 161216	TN0007700032	PLS16	32	-	-	-	-	-	NC	6	10	3
PLA DA3/100 231020	TN0007700065	PLA20	32	-	-	-	-	-	NC	12	428	7
PLA DA7/103 190721	TN0007700081	PLA21	32	-	-	-	-	-	NC	18	1,283	69
PLAST DA1/5 190722	TN2H8I4G16F8	PLA22	32	-	3	70	22	0.310		17	411	48
<b>Health Care</b>												
<b>UNIMED</b>												
UMED D76/509 26716	TN0007720022	UMD16	32	-	-	-	-	-	NC	8	125	201
UMD DA11/117 40817	TN0007720030	UMD17	32	-	-	-	-	-	NC	22	6,770	3,566
<b>Financial Services</b>												
<b>ATL</b>												
ATL Da 1/5 290808	TN0004700266	ATL08	32	-	-	-	-	-	NC	2	4	8
ATL Da 2/17 261112	TN0004700472	ATL12	32	-	-	-	-	-	NC	8	44	44
<b>ATTIJARI LEASING</b>												
ATTIJARI LS ROMPU	TN0006610141	TJLR	32	-	-	-	-	-	NC	-	-	-
TJL DA 3/17 210717	TN0006610448	TJL17	32	-	-	-	-	-	NC	17	428	2,410
<b>BH LEASING</b>												
ML DA 1/4 250515	TN0006720072	ML15	32	-	-	-	-	-	NC	8	8	5
<b>CIL</b>												
CIL DA 2007 1/4	TN0004201042	CIL07	32	-	-	-	-	-	NC	-	-	-
CIL Da 1/5 301208	TN0004201117	CIL08	32	-	-	-	-	-	NC	-	-	-
CIL Da 1/3 110610	TN0004201216	CIL10	32	-	-	-	-	-	NC	3	5	101
CIL Da 1/4 030611	TN0004201281	CIL11	32	-	-	-	-	-	NC	1	1	6
CIL DA2/5 15052023	TNEOEJK4P2R7	CIL23	32	-	-	-	-	-	NC	1	1	5
<b>HANNIBAL LEASE</b>												
HL DA 1/10 180817	TN0007310378	HL17	32	-	-	-	-	-	NC	2	2	2
HL DA37/100 090720	TN0007310519	HL20	32	-	-	-	-	-	NC	13	267	619
<b>SPDIT - SICAF</b>												
SPDIT Da 1/24 3512	TN0001400720	SPD12	32	-	-	-	-	-	NC	4	28	18
<b>TUNISIE LEASING ET FACTORING</b>												
TUN. LEAS. (Da 10)	TN0002100915	TLSDA	32	-	-	-	-	-	NC	-	-	-
TLS Da 1/4	TN0002100956	TLD01	32	-	-	-	-	-	NC	-	-	-
TLS Da 1/5(021202)	TN0002100980	TLS02	32	-	-	-	-	-	NC	-	-	-
TLS Da 1/6(181203)	TN0002101012	TLS03	32	-	-	-	-	-	NC	2	3	27
TLS Da 1/7(061204)	TN0002101061	TLS04	32	-	-	-	-	-	NC	-	-	-
TLS Da1/55(010307)	TN0002101152	TLS07	32	-	-	-	-	-	NC	-	-	-
TLS Da 1/56 030308	TN0002101210	TLS08	32	-	-	-	-	-	NC	6	90	85
TLS Da 1/57 020309	TN0002101319	TLS09	32	-	-	-	-	-	NC	3	22	14
TLS Da 1/68 301209	TN0002101392	TLS92	32	-	-	-	-	-	NC	8	64	34
TLS Da 1/69 010210	TN0002101400	TLS10	32	-	-	-	-	-	NC	11	91	45
TLS Da 3/80 010213	TN0002101590	TLS13	32	-	-	-	-	-	NC	21	240	345
TL DA3/83 10022014	TN0002101749	TLS14	32	-	-	-	-	-	NC	31	466	637
TL DA2/43 02022015	TN0002101814	TLS15	32	-	-	-	-	-	NC	18	152	262
TLS DA1/23 010719	TN0002102044	TLS19	32	-	-	-	-	-	NC	37	244	398

Technology											
<b>TELNET HOLDING</b>											
TLN Da 1/10 010719	TN0007440035	TLN19	32	-	-	-	-	NC	8	28	23
<b>Telecommunications</b>											
<b>SOTETEL</b>											
SOTETEL Da1/6	TN0006530059	SOT01	32	-	-	-	-	NC	1	2	4
SOT Da 1/5 010102	TN0006530067	SOT02	32	-	-	-	-	NC -	-	-	-
SOT Da 1/5 010703	TN0006530075	SOT03	32	-	-	-	-	NC -	-	-	-
SOT Da 1/10 150704	TN0006530083	SOT04	32	-	-	-	-	NC -	-	-	-
SOT Da1/22 010906	TN0006530091	SOT06	32	-	-	-	-	NC	1	7	2
<b>Travel &amp; Leisure</b>											
<b>TUNISAIR</b>											
TUNISAIR - Da 01	TN0001200419	TAIDA	32	-	-	-	-	NC -	-	-	-
TUNISAIR - Da 04	TN0001200468	TAID4	32	-	-	-	-	NC	1	6	-
TAIR Da1/10 010799	TN0001200476	TAI99	32	-	-	-	-	NC -	-	-	-
TAIR Da1/10 030700	TN0001200492	TAI00	32	-	-	-	-	NC	1	3	-
TUNISAIR Da 1/10	TN0001200518	TAI01	32	-	-	-	-	NC	2	32	1
TAIR Da1/22 310806	TN0001200534	TAI06	32	-	-	-	-	NC	4	46	1
TAIR Da 1/5 010908	TN0001200542	TAI08	32	-	-	-	-	NC	7	31	1
TAIR Da1/11 170709	TN0001200567	TAI09	32	-	-	-	-	NC	6	16	-
<b>Total</b>					75	452	946		4,323	38,441	225,099

# Instruments – Bonds

## Government-issued security

Trading session of 05/06/2026												Year 2026				
Company	ISIN code	Mnemonic	Group	Unit	Trades	Volume	Value (TND)	Closing Price	Daily change	Indicator	Open	Trades	Volume	Value (TND)		
BTA 6.3% Oct 2026	TN0008000580	B1026		21 %	-	-	-	98.000	0.00%	NC	98.000	-	-	-		
BTA6.7% Avril 2028	TN0008000606	B0428		21 %	-	-	-	93.100	0.00%	NC	93.100	-	-	-		
BTA 7,5% Juil 2032	TN0008000663	B0732		21 %	-	-	-	97.000	0.00%	NC	97.000	-	-	-		
BTA 7% Juil 2028	TN0008000697	B0728		21 %	-	-	-	90.500	0.00%	NC	90.500	-	-	-		
BTA 7,2% Fev 2027	TN0008000721	B0227		21 %	-	-	-	99.460	0.00%	NC	97.590	13	9,800	10,267,152		
BTA 7,4% Fev 2030	TN0008000739	B0230		21 %	-	-	-	95.560	0.00%	NC	93.450	8	544	525,748		
BTA 7,2% Mai 2027	TN0008000747	B0527		21 %	-	-	-	99.030	0.00%	NC	96.510	7	409	429,343		
BTA 8% Nov 2030	TN0008000762	B1130		21 %	-	-	-	97.000	0.00%	NC	97.000	-	-	-		
BTA 7,3% Dec 2027	TN0008000770	B1227		21 %	-	-	-	91.050	0.00%	NC	91.050	-	-	-		
BTA 7,5% Janv 2028	TN0008000796	B0128		21 %	-	-	-	100.000	0.00%	NC	100.000	-	-	-		
BTA 8% Mars 2033	TN0008000804	B0333		21 %	-	-	-	100.000	0.00%	NC	100.000	-	-	-		
BTA 6,6% Mars 2027	TN0008000655	B0327		21 %	-	-	-	98.000	0.00%	NC	97.100	1	158	163,697		
BTA 7,5% Dec 2028	TN0008000812	B1228		21 %	-	-	-	94.720	0.00%	NC	94.720	-	-	-		
E NAT 2021 8,80% B	TN0008000838	NB26		21 %	-	-	-	100.310	0.00%	NC	100.000	2	65,000	6,938,348		
E NAT 2021 8,90% C	TN0008000846	NC28		21 %	-	-	-	93.000	0.00%	NC	93.000	-	-	-		
ENAT2021 8,70%A PP	TN0008000820	NA26		21 %	-	-	-	100.310	0.00%	NC	97.500	3	157,435	840,802		
ENAT2 2021 8,80% B	TN0008000895	NB226		21 %	-	-	-	100.000	0.00%	NC	100.000	-	-	-		
ENAT2 2021 8,90% C	TN0008000903	NC228		21 %	-	-	-	95.000	0.00%	NC	95.000	1	6	5,957		
ENAT2 HASSAN21 APP	TN0008000853	NH226		21 %	-	-	-	100.000	0.00%	NC	100.000	-	-	-		
ENAT22021 8,70%APP	TN0008000887	NA226		21 %	-	-	-	100.410	0.00%	NC	97.000	2	2,200	11,614		
ENAT3 2021 8,80% B	TNYZ06UGUZ33	NB3F6		21 %	-	-	-	100.000	0.00%	NC	94.500	2	4,050	417,386		
ENAT3 2021 8,90% C	TN3QL5MIQLW6	NC3F8		21 %	-	-	-	100.000	0.00%	NC	100.000	-	-	-		
ENAT3 HASSAN2021 B	TNVSDML2VYJ5	NHB36		21 %	-	-	-	100.000	0.00%	NC	100.000	-	-	-		
ENAT3 HASSAN2021 C	TNJQ3VIAM1R9	NHC38		21 %	-	-	-	100.000	0.00%	NC	100.000	-	-	-		
ENAT32021 8,70%APP	TNZBXQU5RZ91	NA3F6		21 %	-	-	-	95.000	0.00%	NC	97.000	6	2,208	11,147		
ENT32021T+2,45%APP	TNSUXW7EBUQ0	NA3V6		21 %	-	-	-	95.000	0.00%	NC	95.000	-	-	-		
ENAT3 HASSAN21 APP	TNE5I87AYZT5	NHA36		21 %	-	-	-	100.000	0.00%	NC	100.000	-	-	-		
ENAT32021 T+2,55%B	TN5QHYZ8T348	NB3V6		21 %	-	-	-	100.000	0.00%	NC	100.000	-	-	-		
ENAT32021 T+2,65%C	TNJP2LP1CVE1	NC3V8		21 %	-	-	-	100.000	0.00%	NC	100.000	-	-	-		
ENAT1 2022 A 8,80%	TNPSL0PEJVO7	NAF27		21 %	-	-	-	95.000	0.00%	NC	95.000	24	13,992	145,965		
ENAT1 2022 B 8,90%	TNHG2VXQ3BG0	NBF29		21 %	-	-	-	98.000	0.00%	NC	100.000	3	52	4,000		
ENAT1 2022 C 9,10%	TN5XXZZ454U2	NCF32		21 %	-	-	-	100.000	0.00%	NC	100.000	-	-	-		
ENAT1 2022A T+2,4%	TNLEGO8CKWX3	NAV27		21 %	-	-	-	100.000	0.00%	NC	92.500	1	1,170	12,714		
ENAT1 2022B T+2,5%	TNOOU20VQYS5	NBV29		21 %	-	-	-	100.000	0.00%	NC	100.000	-	-	-		
ENAT1 2022CT+2,65%	TNQHM17RIBR5	NCV32		21 %	-	-	-	100.000	0.00%	NC	100.000	-	-	-		
ENAT1 HASSAN2022 A	TNCDR74CL701	NHA27		21 %	-	-	-	100.000	0.00%	NC	100.000	-	-	-		
ENAT1 HASSAN2022 B	TNBHB9XIP394	NHB29		21 %	-	-	-	100.000	0.00%	NC	100.000	-	-	-		
ENAT1 HASSAN2022 C	TNW1CN5IM5T4	NHC32		21 %	-	-	-	100.000	0.00%	NC	100.000	-	-	-		
ENAT2 2022 9,35% B	TNQVHB5WZ2K2	NB2F9		21 %	-	-	-	97.100	0.00%	NC	101.750	1	100	8,250		
ENAT2 2022 9,60% C	TNI9EO2MTU05	NC2F2		21 %	-	-	-	100.700	0.00%	NC	100.700	-	-	-		
ENAT2 2022T+2,40%C	TN11TIB0EPV4	NC2V2		21 %	-	-	-	100.000	0.00%	NC	100.000	-	-	-		
ENAT2 HASSAN2022 B	TNU9AUB15T16	NH2B9		21 %	-	-	-	100.000	0.00%	NC	100.000	-	-	-		
ENAT2 HASSAN2022 C	TN714WHHNWN4	NH2C2		21 %	-	-	-	100.000	0.00%	NC	100.000	-	-	-		
ENAT2 HASSAN22 APP	TNM46OWVRPO6	NH2A7		21 %	-	-	-	65.000	0.00%	NC	65.000	-	-	-		
ENAT22022 9,25%APP	TNJ1M1ZAWYG5	NA2F7		21 %	-	-	-	97.000	0.00%	NC	99.000	4	23,155	246,822		
ENAT22022 T+2,2% B	TNFOOWIRG8H7	NB2V9		21 %	-	-	-	100.000	0.00%	NC	100.000	-	-	-		
ENT2 22 T+2,15%APP	TNQCK0BPZ5A4	NA2V7		21 %	-	-	-	100.000	0.00%	NC	100.000	1	1,500	15,830		
ENAT3 2022 9,35% B	TNRGVSC8DE36	NB3F9		21 %	-	-	-	100.170	0.00%	NC	100.170	-	-	-		
ENAT3 2022 9,60% C	TN4A4WPDZOC1	NC3F2		21 %	-	-	-	100.000	0.00%	NC	100.000	-	-	-		
ENAT3 2022T+2,40%C	TNIZ0905G66	NC3V2		21 %	-	-	-	100.000	0.00%	NC	100.000	-	-	-		
ENAT32022 9,25%APP	TNXNSU5ILBI2	NA3F7		21 %	-	-	-	98.000	0.00%	NC	93.000	3	2,965	29,817		
ENAT32022 T+2,2% B	TN0JN6PVVH38	NB3V9		21 %	-	-	-	100.000	0.00%	NC	100.000	-	-	-		
ENT3 22 T+2,15%APP	TNWL10DSWXK1	NA3V7		21 %	-	-	-	99.000	0.00%	NC	99.000	-	-	-		
BTA 8,8% Sept 2032	TNJL4N1SD7B2	B0932		21 %	-	-	-	100.000	0.00%	NC	100.000	-	-	-		
ENAT4 2022 9,4% B	TNWRCVSYL730	NB4F9		21 %	-	-	-	100.000	0.00%	NC	96.000	1	99	8,179		
ENAT4 2022 9,60% C	TNEFCT8MXYZ3	NC4F2		21 %	-	-	-	100.000	0.00%	NC	100.000	-	-	-		
ENAT4 2022T+2,25%C	TNVFSFLG1FH4	NC4V2		21 %	-	-	-	100.000	0.00%	NC	100.000	-	-	-		
ENAT4 HASSAN2022 C	TNQR5G236GA1	NH4C2		21 %	-	-	-	100.000	0.00%	NC	100.000	-	-	-		
ENAT42022 9,35%APP	TNOAYHSVTHY1	NA4F7		21 %	-	-	-	99.000	0.00%	NC	99.000	3	6,201	63,723		
ENAT42022T+2,05% B	TN7PM93UZP50	NB4V9		21 %	-	-	-	100.000	0.00%	NC	100.000	-	-	-		
ENAT4HASSAN2022APP	TNA3G5IE2961	NH4A7		21 %	-	-	-	100.000	0.00%	NC	100.000	-	-	-		
ENT4 2022 T+2% APP	TN2MVOGUKOA5	NA4V7		21 %	-	-	-	100.750	0.00%	NC	100.750	-	-	-		
BTA 8% Janv 2029	TNHUVZNLATV4	B0129		21 %	-	-	-	100.000	0.00%	NC	100.000	-	-	-		
ENAT1 2023 9,95% C	TNTKTE05CIW5	NCF33		21 %	-	-	-	99.000	0.00%	NC	99.000	-	-	-		
ENAT1 2023 9,8% B	TNCGJF5TW027	NBF30		21 %	-	-	-	93.500	0.00%	NC	93.500	-	-	-		
ENAT1 2023T+1,95%C	TNHZAONAPWF9	NCV33		21 %	-	-	-	100.620	0.00%	NC	100.620	-	-	-		
ENAT1 HASSAN2023 B	TN36Q8OXFK87	NHB30		21 %	-	-	-	100.000	0.00%	NC	100.000	-	-	-		
ENAT12023 9,75%APP	TN6DQ00JBLT7	NAF28		21 %	-	-	-	97.010	0.00%	NC	97.000	10	51,877	567,121		
ENAT12023T+1,75% B	TN3C6DVEWM76	NBV30		21 %	-	-	-	100.000	0.00%	NC	100.000	-	-	-		

ENAT1HASSAN2023APP	INJI /SUL9423	NHA28	21 %	-	-	-	100.000	0.00%	NC	100.000	-	-	-	-
ENT12023T+1,7% APP	TNBYTZTD1920	NAV28	21 %	-	-	-	100.000	0.00%	NC	91.000	-	1	3,926	39,614
ENAT2 2023 9,8% B	TNCR2TMAK1K8	NB2F0	21 %	-	-	-	99.000	0.00%	NC	99.000	-	-	-	-
ENAT2 2023 9,95% C	TNNZ2M9ZHIT3	NC2F3	21 %	-	-	-	97.000	0.00%	NC	97.000	-	-	-	-
ENAT2 2023T+1,95% C	TNDRFUSQRGB4	NC2V3	21 %	-	-	-	100.000	0.00%	NC	100.000	-	-	-	-
ENAT2 HASSAN23 APP	TNS70RLC1A97	NH2A8	21 %	-	-	-	63.000	0.00%	NC	70.000	-	2	449	2,829
ENAT22023 9,75%APP	TNNI3UPDY012	NA2F8	21 %	-	-	-	98.010	0.00%	NC	99.010	-	48	25,384	272,649
ENAT22023T+1,75% B	TNN50G7PX8W5	NB2V0	21 %	-	-	-	100.000	0.00%	NC	100.000	-	-	-	-
ENT22023T+1,7% APP	TNHOFRXHSG72	NA2V8	21 %	-	-	-	97.000	0.00%	NC	97.000	-	4	14,657	157,384
BTA 8,25% Juin2031	TNN0SOORH1F1	B0631	21 %	-	-	-	95.300	0.00%	NC	95.300	-	-	-	-
BTA 9,4% aout 2033	TNNUS2JABSF6	B0833	21 %	-	-	-	99.950	0.00%	NC	100.010	-	1	800	831,328
BTA 9,5% aout 2035	TN19GXXADLD0	B0835	21 %	-	-	-	100.000	0.00%	NC	100.000	-	-	-	-
BTA 9% sept 2029	TNLRQIP00JY4	B0929	21 %	-	-	-	99.100	0.00%	NC	98.700	-	2	430	438,126
ENAT3 2023 9,8% B	TNVE955M6R90	NB3F0	21 %	-	-	-	100.000	0.00%	NC	100.000	-	-	-	-
ENAT3 2023 9,95% C	TNDSN3G1YQE9	NC3F3	21 %	-	-	-	100.000	0.00%	NC	100.000	-	-	-	-
ENAT3 2023T+1,95% C	TN0LAJZU8LX6	NC3V3	21 %	-	-	-	100.000	0.00%	NC	100.000	-	-	-	-
ENAT32023 9,75%APP	TNPECGNMPEV9	NA3F8	21 %	-	-	-	98.500	0.00%	NC	100.000	-	1	1,000	10,363
ENAT32023T+1,75% B	TNRS9CVT3SJ7	NB3V0	21 %	-	-	-	100.000	0.00%	NC	100.000	-	-	-	-
ENT32023T+1,7% APP	TNVI299YK4C1	NA3V8	21 %	-	-	-	97.500	0.00%	NC	97.500	-	-	-	-
ENAT4 2023 9,8% B	TNBII1MJCEF3	NB4F0	21 %	-	-	-	101.700	0.00%	NC	100.000	-	1	70,000	7,192,299
ENAT4 2023T+1,95% C	TN10K3C5R1G1	NC4V3	21 %	-	-	-	100.000	0.00%	NC	100.000	-	-	-	-
ENAT4 HASSAN2023 C	TNT8IJDMSJP7	NH4C3	21 %	-	-	-	100.000	0.00%	NC	100.000	-	-	-	-
ENAT4 HASSAN23 APP	TNNS9SUDVGS5	NH4A8	21 %	-	-	-	100.000	0.00%	NC	100.000	-	-	-	-
ENAT42023 9,75%APP	TNGVARQJO7Y7	NA4F8	21 %	-	-	-	100.000	0.00%	NC	96.000	-	3	1,346	13,590
ENAT42023 9,95% C	TNBSXXEKBFR8	NC4F3	21 %	-	-	-	100.000	0.00%	NC	100.000	-	-	-	-
ENAT42023T+1,75% B	TNMCPXLL1EE2	NB4V0	21 %	-	-	-	100.000	0.00%	NC	100.000	-	-	-	-
ENAT1 2024 9,8% B	TNUWXR58DVH5	NB3F1	21 %	-	-	-	101.300	0.00%	NC	101.300	-	-	-	-
ENAT1 2024 9,95% C	TNRLFZ5FIX29	NC3F4	21 %	-	-	-	100.000	0.00%	NC	100.000	-	-	-	-
ENAT1 2024T+1,95% C	TN85T11TY25	NCV34	21 %	-	-	-	100.000	0.00%	NC	100.000	-	-	-	-
ENAT12024 9,75%APP	TNLI8MDN3K59	NAF29	21 %	-	-	-	99.000	0.00%	NC	100.000	-	12	11,840	118,353
ENAT12024T+1,75% B	TN2781ZB9E10	NB3V1	21 %	-	-	-	100.000	0.00%	NC	100.000	-	2	20,000	2,039,323
ENAT1HASSAN2024 B	TNV0IKZMIIV2	NH3B1	21 %	-	-	-	100.000	0.00%	NC	100.000	-	-	-	-
ENAT1HASSAN2024APP	TNX8RLJOS6K2	NH429	21 %	-	-	-	100.000	0.00%	NC	100.000	-	-	-	-
ENT12024T+1,7% APP	TNJ48E224391	NAV29	21 %	-	-	-	100.000	0.00%	NC	100.000	-	-	-	-
ENAT2 2024 9,8% B	TNX0K9990B08	NB2F1	21 %	-	-	-	101.300	0.00%	NC	101.300	-	-	-	-
ENAT2 2024 9,95% C	TN5WI26K4ERO	NC2F4	21 %	-	-	-	100.000	0.00%	NC	100.000	-	-	-	-
ENAT2 2024T+1,95% C	TN8KXKPKVQU2	NC2V4	21 %	-	-	-	100.000	0.00%	NC	100.000	-	-	-	-
ENAT22024 9,75%APP	TNGB6J5LA0W7	NA2F9	21 %	-	-	-	96.300	0.00%	NC	96.000	-	12	13,310	139,068
ENAT22024T+1,75% B	TNC6WBFURIQ8	NB2V1	21 %	-	-	-	100.000	0.00%	NC	100.000	-	-	-	-
ENAT2HASSAN2024 B	TNSTVM3VL445	NH2B1	21 %	-	-	-	100.000	0.00%	NC	100.000	-	-	-	-
ENAT2HASSAN24APP	TNNC5BCJLRM3	NH2A9	21 %	-	-	-	100.000	0.00%	NC	100.000	-	-	-	-
ENT22024T+1,7% APP	TN2ZCQJFHW9	NA2V9	21 %	-	-	-	100.000	0.00%	NC	100.000	-	-	-	-
ENAT3 2024 9,8% B	TNFC8O7A98F4	NB3F1	21 %	-	-	-	101.540	0.00%	NC	101.540	-	-	-	-
ENAT3 2024 9,95% C	TNPDPODY2398	NC3F4	21 %	-	-	-	100.000	0.00%	NC	100.000	-	-	-	-
ENAT3 2024T+1,95% C	TNLBC9INKV10	NC3V4	21 %	-	-	-	100.000	0.00%	NC	100.000	-	-	-	-
ENAT3 HASSAN2024 B	TNINM1L131F4	NH3B1	21 %	-	-	-	100.000	0.00%	NC	100.000	-	-	-	-
ENAT32024 9,75%APP	TNBDWIX8EYF6	NA3F9	21 %	-	-	-	98.000	0.00%	NC	94.500	-	2	2,600	26,241
ENAT32024T+1,75% B	TNAO0T7V1X56	NB3V1	21 %	-	-	-	100.000	0.00%	NC	100.000	-	-	-	-
ENT32024T+1,7% APP	TN22FOAA15O9	NA3V9	21 %	-	-	-	100.000	0.00%	NC	100.000	-	-	-	-
BTA 9,70% Oct 2027	TN9EGII9CQ82	B1027	21 %	-	-	-	101.830	0.00%	NC	100.000	-	2	100	105,178
BTA 9,87% Oct 2031	TNOODT102PF5	B1031	21 %	-	-	-	100.000	0.00%	NC	100.000	-	-	-	-
BTA 9,80% Oct 2028	TN875F5T9RO3	B1028	21 %	-	-	-	100.000	0.00%	NC	100.000	-	-	-	-
ENAT4 2024 9,8% B	TN9092FJVKK8	NB4F1	21 %	-	-	-	101.400	0.00%	NC	101.400	-	-	-	-
ENAT4 2024 9,95% C	TNGCLJS7FYQ7	NC4F4	21 %	-	-	-	102.400	0.00%	NC	102.400	-	-	-	-
ENAT4 2024T+1,95% C	TNTPNCECEBC3	NC4V4	21 %	-	-	-	100.000	0.00%	NC	100.000	-	-	-	-
ENAT4 HASSAN2024 B	TNZQNUDKX2Y3	NH4B1	21 %	-	-	-	100.000	0.00%	NC	100.000	-	-	-	-
ENAT42024 9,75%APP	TN9CYAY77XT1	NA4F9	21 %	-	-	-	102.700	0.00%	NC	95.000	-	6	64,400	676,561
ENAT42024T+1,75% B	TN45KDPAM79	NB4V1	21 %	-	-	-	100.000	0.00%	NC	100.000	-	-	-	-
ENT42024T+1,7% APP	TNSAWK5L94U9	NA4V9	21 %	-	-	-	100.000	0.00%	NC	100.000	-	-	-	-
BTA 9,89% Juin2033	TN15BPOGW9F1	B0633	21 %	-	-	-	100.000	0.00%	NC	100.000	-	-	-	-
BTA 9,90% Dec 2034	TNXJGTXAROH4	B1234	21 %	-	-	-	100.000	0.00%	NC	100.000	-	-	-	-
BTA 9,87% Janv2032	TNCYAUILJ413	B0132	21 %	-	-	-	104.350	0.00%	NC	101.310	-	3	700	723,081
BTA 9,83% mars2034	TNV7HGOLTYL8	B0334	21 %	-	-	-	100.000	0.00%	NC	100.000	-	-	-	-
BTA 9,28% juin2028	TNL8K8A9Q440	B0628	21 %	-	-	-	100.000	0.00%	NC	100.000	-	-	-	-
BTA 9,49% juin2034	TNBF55WVBO32	B0634	21 %	-	-	-	100.000	0.00%	NC	100.000	-	-	-	-
BTA 9,37% juin2029	TNNC6SZLUFM6	B0629	21 %	-	-	-	100.270	0.00%	NC	100.000	-	1	100	105,687
BTA 9,45% juil2035	TNEHPA8HGPDP7	B0735	21 %	-	-	-	100.000	0.00%	NC	100.000	-	-	-	-
BTA 9,31% juin2030	TNXS9NK4WGP1	B0630	21 %	-	-	-	101.760	0.00%	NC	100.730	-	5	700	748,327
BTA 9,28% mars2029	TN5NNTY0MW72	B0329	21 %	-	-	-	100.000	0.00%	NC	100.000	-	-	-	-
BTA 9,40% Dec 2035	TNQEYVW1AZTU8	B1235	21 %	-	-	-	100.000	0.00%	NC	100.000	-	-	-	-
BTA 7,75% Mars2035	TNRZET64V1L9	B0335	21 %	-	-	-	100.000	0.00%	NC	100.000	-	-	-	-
BTA 7,75% Mars2036	TN673BVAIRO4	B0336	21 %	-	-	-	100.000	0.00%	NC	100.000	-	-	-	-
BTA 7,75% Mars2038	TNEF0249ZM68	B0338	21 %	-	-	-	92.160	0.00%	NC	100.000	-	3	59,000	55,126,044
BTA 7,50% Sept2034	TN7AELB464P3	B0934	21 %	-	-	-	100.000	0.00%	NC	100.000	-	-	-	-
BTA 8,45% Sept2030	TNGTIJFRR1B4	B0930	21 %	-	-	-	100.000	0.00%	NC	100.000	-	-	-	-
<b>Total</b>					0	0	0					207	633,663	89,479,659

Private bonds

Trading session of 05/06/2026

Year 2026

Sector / Issuer / Security	ISIN code	Mnemonic	Group	Unit	Trades	Volume	Value (TND)	Closing Price	Daily change	Indicator	Open	Trades	Volume	Value (TND)
<b>BANQUES</b>														
<b>ABC TUNISIE</b>														
ABC0627 11.5%P7-2	TN0007780075	AC20B		21 %	-	-	-	100.000	0.00%		NC	100.000	-	-
<b>AMEN BANK</b>														
AB0528 7.0%AP20	TN0003400330	AB58B		21 %	-	-	-	100.000	0.00%		NC	100.000	-	-
ABSC0228 9.4%AP7-2	TN0003400678	AB53C		21 %	-	-	-	100.000	0.00%		NC	100.000	-	-
AB SA0428T+2.7P7-2	TN0003400686	AB51A		21 %	-	-	-	100.000	0.00%		NC	100.000	-	-
AB SB0431T+2.8AP10	TN0003400694	AB51B		21 %	-	-	-	100.000	0.00%		NC	100.000	-	-
ABSA1028 10.05%AP5	TNDE9EH7SA12	AB3AF		21 %	-	-	-	100.000	0.00%		NC	100.000	-	-
ABSA1028T+2.15%AP5	TNL8PGUB9C93	AB3AV		21 %	-	-	-	100.000	0.00%		NC	100.000	-	-
ABSC1030 10.2%P7-2	TN5PTKYMCD13	AB3CF		21 %	-	-	-	100.000	0.00%		NC	100.000	-	-
ABSC1030T+2.3%P7-2	TNTMJ1DJ4SH4	AB3CV		21 %	-	-	-	100.000	0.00%		NC	100.000	-	-
ABSD1030 10.3% IF7	TN0GGAF4RX47	AB3DF		21 %	-	-	-	100.000	0.00%		NC	100.000	-	-
ABSD1030 T+2.4%IF7	TNR3ZRJWC984	AB3DV		21 %	-	-	-	100.000	0.00%		NC	100.000	-	-
ABSA1130T+1.65%AP5	TNQK7QIECB53	AB55A		21 %	-	-	-	100.000	0.00%		NC	100.000	2	35
ABSB1132T+1.75P7-2	TNA327AYXX2	AB55B		21 %	-	-	-	100.000	0.00%		NC	100.000	1	30,000
<b>ARAB TUNISIAN BANK</b>														
ATB0527T+1.75%AP20	TN0003600491	ATB7C		21 %	-	-	-	100.000	0.00%		NC	100.000	-	-
ATB0532T+2.0%AP25	TN0003600509	ATB7D		21 %	-	-	-	100.000	0.00%		NC	100.000	-	-
ATB0529 5.9%P20-5	TN0003600582	ATBB2		21 %	-	-	-	100.000	0.00%		NC	100.000	-	-
ATBSB0328T+2.1AP10	TN0003600657	ATBSB		21 %	-	-	-	100.000	0.00%		NC	100.000	-	-
<b>BANQUE DE TUNISIE ET DES EMIRATS</b>														
BTE0930 5.85%AP20	TN0001300607	BE10B		21 %	-	-	-	100.000	0.00%		NC	100.000	-	-
BTE0232 6.25%P20	TN0001300623	BE11F		21 %	-	-	-	100.000	0.00%		NC	100.000	-	-
BTEB0127 11.5%P7-2	TN0001300680	BE9BF		21 %	-	-	-	100.000	0.00%		NC	100.000	-	-
BTEB0127T+3.25P7-2	TN0001300698	BE9BV		21 %	-	-	-	100.000	0.00%		NC	100.000	-	-
<b>BANQUE INTERNATIONALE ARABE DE TUNISIE</b>														
BSA0627 8.75% P5PP	TN0S9Z110G78	B22AF		21 %	-	-	-	100.000	0.00%		NC	100.000	-	-
BSA0627T+2.55%P5PP	TN2XZZTDCR70	B22AV		21 %	-	-	-	100.000	0.00%		NC	100.000	-	-
BSB0627 8.75% P5	TNBLRFH96SL4	B22BF		21 %	-	-	-	100.130	0.00%		NC	100.130	-	-
BSB0627T+2.55% P5	TNUALDKV3BS3	B22BV		21 %	-	-	-	100.000	0.00%		NC	100.000	-	-
BSC0627 9.15% IF5	TNODT4SXV9P9	B22CF		21 %	-	-	-	98.440	0.00%		NC	98.440	-	-
BSC0627T+2.95% IF5	TN9MG9SI38K0	B22CV		21 %	-	-	-	102.020	0.00%		NC	91.720	2	3,280
BSD0629 9.20% P7-2	TN8J8QFA4123	B22DF		21 %	-	-	-	100.000	0.00%		NC	100.000	-	-
BSD0629 T+3% P7-2	TNG0JL1IIN67	B22DV		21 %	-	-	-	100.000	0.00%		NC	100.000	-	-
BSE0629 9.45% IF7	TNPZ2BZUFO23	B22EF		21 %	-	-	-	100.000	0.00%		NC	100.000	-	-
BSE0629T+3.25% IF7	TN4IAOG1Z7S3	B22EV		21 %	-	-	-	100.000	0.00%		NC	100.000	-	-
BSF0632 9.60%P10-5	TNGQ611JKPR4	B22FF		21 %	-	-	-	100.000	0.00%		NC	100.000	-	-
BSF0632T+3.35P10-5	TNDJUT047VF9	B22FV		21 %	-	-	-	100.180	0.00%		NC	100.180	-	-
BSG0632 9.70% IF10	TNFSFT39R800	B22GF		21 %	-	-	-	100.760	0.00%		NC	100.760	-	-
BSG0632T+3.45%IF10	TNHD4NKEWF69	B22GV		21 %	-	-	-	100.000	0.00%		NC	100.000	-	-
<b>BANQUE TUNIS KOWEITIANNE</b>														
BTK0230 5.85%P20	TN0004620142	BTK9D		21 %	-	-	-	100.000	0.00%		NC	100.000	-	-
BTK0130 T+2.5% AP5	TN3Z8BRRN997	BTK24		21 %	-	-	-	100.000	0.00%		NC	100.000	-	-
<b>BH BANK</b>														
BH SC1028 9.1%P7-2	TN0PIDORGAE6	BS21C		21 %	-	-	-	99.970	0.00%		NC	99.970	-	-
BHSA1026T+2.55P5-1	TNSH8NXC1WC4	BS21A		21 %	-	-	-	101.170	0.00%		NC	100.860	2	2,877
BHSB1026T+2.7%INF5	TNIHWO49ARG5	BS21B		21 %	-	-	-	100.000	0.00%		NC	100.000	-	-
BHSD1028T+2.9%P7-2	TNA4HARL4UU5	BS21D		21 %	-	-	-	100.000	0.00%		NC	100.000	-	-
<b>SOCIETE TUNISIENNE DE BANQUE</b>														
STB0528T+1.75%AP20	TN0002601003	STB8C		21 %	-	-	-	100.000	0.00%		NC	100.000	-	-
STB0533 T+2.0%AP25	TN0002601011	STB8D		21 %	-	-	-	100.000	0.00%		NC	100.000	-	-
STB SC1126 11%P7-2	TN0002601169	S91CF		21 %	-	-	-	100.150	0.00%		NC	100.150	-	-
STBSC1126T+2.8P7-2	TN0002601177	S91CV		21 %	-	-	-	100.000	0.00%		NC	100.000	-	-
STBSD1126 11.5%IF7	TN0002601185	S91D		21 %	-	-	-	100.000	0.00%		NC	100.000	-	-
STB SC0427 11%P7-2	TN0002601219	S20CF		21 %	-	-	-	100.150	0.00%		NC	100.150	-	-
STBSA0127 8.7% AP5	TNWQS0MZ65V8	S21AF		21 %	-	-	-	99.520	0.00%		NC	99.520	-	-
STBSA0127T+2.3%AP5	TN8X3GZLYOR8	S21AV		21 %	-	-	-	98.820	0.00%		NC	98.820	-	-
STBSB0127 8.95%IF5	TNTGLIP3KDL6	S21BF		21 %	-	-	-	100.000	0.00%		NC	100.000	-	-
STBSB0127T+2.55IF5	TN4UMPL967X2	S21BV		21 %	-	-	-	100.000	0.00%		NC	100.000	-	-
STBSC0127 9.1% AP5	TNXFR5BNBPM9	S21CF		21 %	-	-	-	100.000	0.00%		NC	100.000	-	-
STBSC0127T+2.7%AP5	TN2MYCP047G7	S21CV		21 %	-	-	-	100.000	0.00%		NC	100.000	-	-
STBSD0127 9.35%IF5	TNL6Z2LXMEP5	S21DF		21 %	-	-	-	100.000	0.00%		NC	100.000	-	-
STBSE0127 8.7% AP5	TNOR77XCOAH0	S21EF		21 %	-	-	-	100.000	0.00%		NC	100.000	-	-
<b>UNION BANCAIRE POUR LE COMMERCE ET L INDUSTRIE</b>														
UBCIS1130 9.30%AP5	TNTWU2KQRW54	UB55A		21 %	-	-	-	100.000	0.00%		NC	100.000	2	600
UBCIS1132 9.4%P7-2	TN8S8S99B8S7	UB55C		21 %	-	-	-	100.000	0.00%		NC	100.000	-	-
UBCIS0131 9.10%AP5	TN4X28FG1HN5	UB52A		21 %	-	-	-	100.000	0.00%		NC	100.000	-	-
UBCIS0133 9.2%P7-2	TNATYLQMS1D3	UB52C		21 %	-	-	-	100.000	0.00%		NC	100.000	-	-
<b>UNION INTERNATIONALE DE BANQUES</b>														
UIB0729 5.85%AP20	TN0003900248	UB91C		21 %	-	-	-	95.000	0.00%		NC	95.000	-	-
UIB0831 6.3%P20	TN0003900263	U111B		21 %	-	-	-	94.070	0.00%		NC	91.600	4	8,943
UIB0133 6.70% AP20	TN0003900305	UB21C		21 %	-	-	-	100.000	0.00%		NC	100.000	-	-

WIFAK INTERNATIONAL BANK													
WIB ID 0626 11%P7	TN0007200207	WB19D	21 %	-	-	-	100.000	0.00%	NC	100.000	-	-	
WIBIC0626 10.75%P7	TN0007200199	WB19C	21 %	-	-	-	98.000	0.00%	NC	98.000	-	-	
WC0133 10.25%P10-2	TNMC9HTIB5A4	WB22C	21 %	-	-	-	100.000	0.00%	NC	100.000	-	-	
WIB A 0128 9.25%P5	TNR4CLXNS261	WB22A	21 %	-	-	-	100.000	0.00%	NC	100.000	-	-	
WIBB0130 9.75%P7-2	TN6K3B3UUB12	WB22B	21 %	-	-	-	100.000	0.00%	NC	100.000	-	-	
<b>SERVICES FINANCIERS</b>													
<b>ARAB TUNISIAN LEASE</b>													
ATL A0127 9.6% AP5	TNFUHZ3R7VR5	AT21A	21 %	-	-	-	100.900	0.00%	NC	99.580	2	1,820	37,455
ATL B0129 9.8%P7-2	TN6KZZZEJ5N2	AT21B	21 %	-	-	-	100.000	0.00%	NC	100.000	-	-	-
ATLB1029 10.3%P7-2	TNNW3558ZUL9	AT22B	21 %	-	-	-	100.000	0.00%	NC	100.000	-	-	-
ATL A 1027 10% AP5	TN8DSPQCBC06	AT22A	21 %	-	-	-	100.000	0.00%	NC	99.010	4	6,160	258,794
ATLA0228 10.5% AP5	TNMA55MMDD46	AT23A	21 %	-	-	-	100.000	0.00%	NC	100.000	-	-	-
ATLB0230 10.7%P7-2	TNBW1945JEA5	AT23B	21 %	-	-	-	100.000	0.00%	NC	100.000	-	-	-
ATLA1028 10.7% AP5	TN06F5NFW3K1	A232A	21 %	-	-	-	99.340	0.00%	NC	99.340	-	-	-
ATLB1030 10.9%P7-2	TNWYE1PN6WF5	A232B	21 %	-	-	-	100.000	0.00%	NC	100.000	-	-	-
ATL0529 10.55% AP5	TNIKWGWIVBC2	AT241	21 %	-	-	-	101.800	0.00%	NC	99.250	2	3,510	311,340
ATL0130 10.35% AP5	TNTU DMZLCA16	AT242	21 %	-	-	-	102.290	0.00%	NC	100.000	1	700	58,600
ATL0830 9.65% AP5	TNHOASGSR955	AT251	21 %	-	-	-	102.320	0.00%	NC	100.000	3	1,918	207,101
ATL0331 9.15% AP5	TN7XUIXDVQY8	AT252	21 %	-	-	-	100.000	0.00%	NC	100.000	-	-	-
<b>ATTIJARI LEASING</b>													
TJL A 0927 10% AP5	TN4J4VCBM140	JL22F	21 %	-	-	-	100.000	0.00%	NC	100.000	-	-	-
TJLB927 T+2.75%AP5	TNCTFVWUXV74	JL22V	21 %	-	-	-	100.000	0.00%	NC	100.000	-	-	-
TJL 1028 10.7% AP5	TNMEZPU3I4U2	JL23F	21 %	-	-	-	100.000	0.00%	NC	100.000	-	-	-
TJL 0329 10.6% AP5	TN06AI2ZF0D3	JL24F	21 %	-	-	-	99.610	0.00%	NC	99.610	1	192	11,488
TJL 0329T+2.5% AP5	TN88JDDM1JY5	JL24V	21 %	-	-	-	100.000	0.00%	NC	100.000	-	-	-
<b>BTK LEASING</b>													
BTKLS0930 9.4% AP5	TN1T1YC5F1E6	BTKLF	21 %	-	-	-	100.000	0.00%	NC	100.000	-	-	-
BTKLS930T+2.25%AP5	TNTFJ0AWNBP7	BTKLV	21 %	-	-	-	100.000	0.00%	NC	100.000	-	-	-
<b>COMPAGNIE INTERNATIONALE DE LEASING</b>													
CIL0628 10.55% AP5	TNY1F6BOX6F5	CL23F	21 %	-	-	-	101.330	0.00%	NC	100.000	1	500	33,078
<b>DAAM TAMWEEL</b>													
DAAM1030 10.1% AP5	TNTEPPETCXN3	DAM25	21 %	-	-	-	100.000	0.00%	NC	100.000	-	-	-
<b>ENDA TAMWEEL</b>													
ENDA A0729 10,8%P5	TNCYRNRQ4UA6	ENDAF	21 %	-	-	-	99.250	0.00%	NC	99.250	-	-	-
ENDA A0729T+2.9%P5	TN44RRP7AMA4	ENDAV	21 %	-	-	-	100.000	0.00%	NC	100.000	-	-	-
ENDA B0731 11%P7-2	TNNEAGRSF0D0	ENDBF	21 %	-	-	-	100.000	0.00%	NC	100.000	-	-	-
ENDA A0630 10%P5	TN632S5VO835	NDAAF	21 %	-	-	-	100.000	0.00%	NC	100.000	-	-	-
ENDA A0630T+2.5%P5	TNJUB2R91MN4	NDAAV	21 %	-	-	-	100.000	0.00%	NC	100.000	-	-	-
ENDAB632 10.2%P7-2	TNUPKQSV5F28	NDABF	21 %	-	-	-	100.000	0.00%	NC	100.000	-	-	-
<b>HANNIBAL LEASE</b>													
HLB0228 10,1%AP7-2	TN0007310584	H211B	21 %	-	-	-	100.000	0.00%	NC	100.000	-	-	-
HL A0327 9.6% AP5	TN77U54Q5NV3	H22AF	21 %	-	-	-	100.000	0.00%	NC	100.000	-	-	-
HL B0329 9.8%P7-2	TNJQTACHIQQ5	H22BF	21 %	-	-	-	100.000	0.00%	NC	100.000	-	-	-
HLA0328 10.75% AP5	TNL7VQZVHR54	H231F	21 %	-	-	-	100.000	0.00%	NC	100.000	-	-	-
HLB0328 T+2.6% AP5	TNAGSVAWF5T2	H231V	21 %	-	-	-	100.000	0.00%	NC	100.000	-	-	-
HL A0429 10.7% AP5	TNAQSF8ZD1W1	H241F	21 %	-	-	-	100.000	0.00%	NC	100.000	-	-	-
HL 0430 10.20% AP5	TN1PFTZ4HEM1	HL251	21 %	-	-	-	100.000	0.00%	NC	100.000	1	30,000	2,404,024
<b>TAYSIR MICROFINANCE</b>													
TAY A1029 10,9%P5	TNEDMOU67Y09	TAYAF	21 %	-	-	-	100.000	0.00%	NC	100.000	-	-	-
TAY A1029T+2.95%P5	TNYQ67ISIXE1	TAYAV	21 %	-	-	-	100.000	0.00%	NC	100.000	-	-	-
TAYB1031 11.1%P7-2	TNAX90TPIFM2	TAYBF	21 %	-	-	-	100.000	0.00%	NC	100.000	-	-	-
TAYB1031T+3.2%P7-2	TNS5WSWT6FD4	TAYBV	21 %	-	-	-	100.000	0.00%	NC	100.000	-	-	-
TAYSIR 0431 9,4%P5	TNDCN0PSCAD9	TAY6F	21 %	-	-	-	100.000	0.00%	NC	100.000	-	-	-
TAYSIR0431T+2,4%P5	TNRVE5COXCO6	TAY6V	21 %	-	-	-	100.000	0.00%	NC	100.000	-	-	-
<b>TUNISIE LEASING ET FACTORING</b>													
TL B0626 11.7%P7-2	TN0002102127	T91BF	21 %	-	-	-	102.630	0.00%	NC	102.630	-	-	-
TLF SA1026 9.8%AP5	TNZSBU7F6WY7	T215A	21 %	-	-	-	100.880	0.00%	NC	100.880	-	-	-
TLF 0427 9.6% AP5	TNYJL6N2AEP6	TL22F	21 %	-	-	-	100.440	0.00%	NC	100.440	-	-	-
TLF0427 T+2.75%AP5	TNKU48FZVRH1	TL22V	21 %	-	-	-	100.000	0.00%	NC	100.000	-	-	-
TLF 1027 10% AP5	TNXIY8MEDJE3	T222F	21 %	-	-	-	100.000	0.00%	NC	100.000	-	-	-
TLF1027 T+2.75%AP5	TNR0099VZUY8	T222V	21 %	-	-	-	100.000	0.00%	NC	100.000	-	-	-
TLF0428 10,55% AP5	TN99P72UERY9	TL231	21 %	-	-	-	100.000	0.00%	NC	100.000	-	-	-
TLF0129 10,70% AP5	TNMCJHUZPRD0	TL23F	21 %	-	-	-	101.760	0.00%	NC	99.130	3	3,910	244,742
TLF0129T+2.5%AP5	TNQYE48RCJT2	TL23V	21 %	-	-	-	100.000	0.00%	NC	100.000	-	-	-
TLF 0529T+2.5% AP5	TNUSNP2H8PH1	TL24V	21 %	-	-	-	100.000	0.00%	NC	100.000	-	-	-
TLF0529 10,60% AP5	TN4SCYEXIVY5	TL24F	21 %	-	-	-	102.510	0.00%	NC	100.000	1	350	31,451
TLF0929 10,50% AP5	TNIPE0BZOLR6	T242F	21 %	-	-	-	100.000	0.00%	NC	100.000	-	-	-
TLF0929 T+2.5% AP5	TNP89T6GPDQ0	T242V	21 %	-	-	-	100.000	0.00%	NC	100.000	-	-	-
TLF 0530 10% AP5	TNQ8KNUQ09D7	TL251	21 %	-	-	-	100.000	0.00%	NC	100.000	2	21,100	2,316,795
TLFS1130 9.25% AP5	TNMTWPZD31L4	TL525	21 %	-	-	-	100.000	0.00%	NC	100.000	-	-	-
<b>Total</b>				0	0	0					34	115,895	9,751,403

# Instruments – Over-the-Counter Market

## Equities

Trading session of 05/06/2026											Year 2026				
Company	ISIN code	Mnemonic	Group	Trades	Volume	Trading value	Closing Price	Daily change	Indicator	Open	Annual yield	Trades	Volume	Value (TND)	
SITEX	TN0004300307	SITEX		13	–	–	2.990	0.00%		NC	2.410	24.07%	2	2	6
STE TUN. DU SUCRE	TN0006170013	STS		13	1	1	12	12.240	-0.08%		9.600	27.50%	54	3,687	35,958
<b>TOTAL</b>					<b>1</b>	<b>1</b>	<b>12</b>						<b>56</b>	<b>3,689</b>	<b>35,964</b>

## Secondary Lines

Trading session of 05/06/2026											Year 2026			
Company	ISIN code	Mnemonic	Group	Trades	Volume	Trading value	Closing Price	Daily change	Indicator	Dernier cours	Trades	Volume	Value (TND)	
Aucune donnée														

## Other

Trading session of 05/06/2026											Year 2026			
Company	ISIN code	Mnemonic	Group	Trades	Volume	Trading value	Closing Price	Daily change	Indicator	Open	Annual yield	Trades	Volume	Value (TND)
Aucune donnée														