

## Sommaire

## Page

**-Indicateurs de la séance & Activité des marchés**

2

**-Palmarès de la Séance**

3

**-Activité des marchés sur l'année**

4

**-Le Marché Principal**

5

· Activité sur l'année par compartiment et par groupe de cotation

5

· Activité détaillée par valeur

6

· Répartition du volume des transactions sur l'année par catégorie de donneurs d'ordres

8

**-Le Marché Obligataire**

10

**-Le Marché Hors-cote**

13

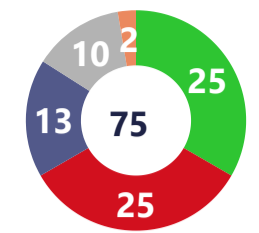
| Capitaux traités en TND  |                          |          |
|--------------------------|--------------------------|----------|
| Séance du jour           | Cumul annuel 2026        |          |
| 8 569 875                | 1 291 541 052            | -0,15 %  |
| Total                    | Total                    |          |
| 8 480 110                | 742 409 302              | 75,00 %  |
| Cote : Titres de Capital | Cote : Titres de Capital |          |
| 89 705                   | 128 970 096              | -23,84 % |
| Cote : Titres de créance | Cote : Titres de créance |          |
| 60                       | 589 492                  | -84,35 % |
| Hors Cote                | Hors Cote                |          |
| 0                        | 419 565 775              | -39,70 % |
| Enregistrements          | Enregistrements          |          |
| 0                        | 6 387                    | -98,12 % |
| Déclarations             | Déclarations             |          |

| Quantités traitées      |                         |          |
|-------------------------|-------------------------|----------|
| Séance du jour          | Cumul annuel 2026       |          |
| 805 906                 | 86 307 089              | 27,59 %  |
| Total                   | Total                   |          |
| 803 000                 | 65 906 066              | 30,75 %  |
| Cote: Titres de capital | Cote: Titres de capital |          |
| 2 900                   | 698 828                 | -67,90 % |
| Cote: Titres de Créance | Cote: Titres de créance |          |
| 6                       | 17 346                  | -98,23 % |
| Hors Cote               | Hors cote               |          |
| 0                       | 19 684 845              | 39,81 %  |
| Enregistrements         | Enregistrements         |          |
| 0                       | 4                       | -99,48 % |
| Déclarations            | Déclarations            |          |

| Nombre de Transactions   |                          |          |
|--------------------------|--------------------------|----------|
| Séance du jour           | Cumul annuel 2026        |          |
| 2 941                    | 189 262                  | 47,67 %  |
| Total                    | Total                    |          |
| 2 937                    | 188 555                  | 49,26 %  |
| Cote: Titres de capital  | Cote: Titres de capital  |          |
| 3                        | 233                      | -2,10 %  |
| Cote : Titres de créance | Cote : Titres de créance |          |
| 1                        | 62                       | -95,08 % |
| Hors cote                | Hors cote                |          |
| 0                        | 408                      | 20,71 %  |
| Enregistrements          | Enregistrements          |          |
| 0                        | 4                        | 100,00 % |
| Déclarations             | Déclarations             |          |

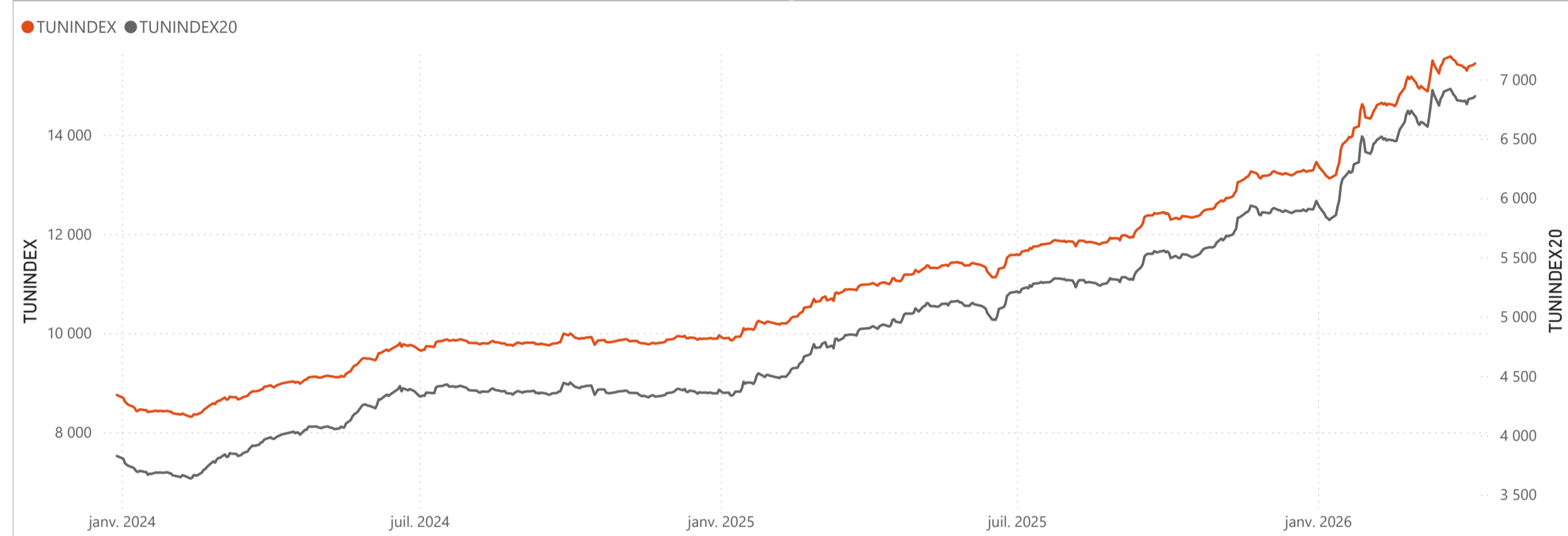
| Cap. Boursière en MD |               |
|----------------------|---------------|
| 40 158               |               |
| 0,18 %               | 15,84 %       |
| Var. Jour            | Var. annuelle |

| Marchés          | Echanges Bloc | Quantité Bloc | Capitaux Bloc | Echanges | Quantité | Capitaux en TND |
|------------------|---------------|---------------|---------------|----------|----------|-----------------|
| Marché Principal | 0             | 0             | 0             | 2 937    | 803 000  | 8 480 110       |

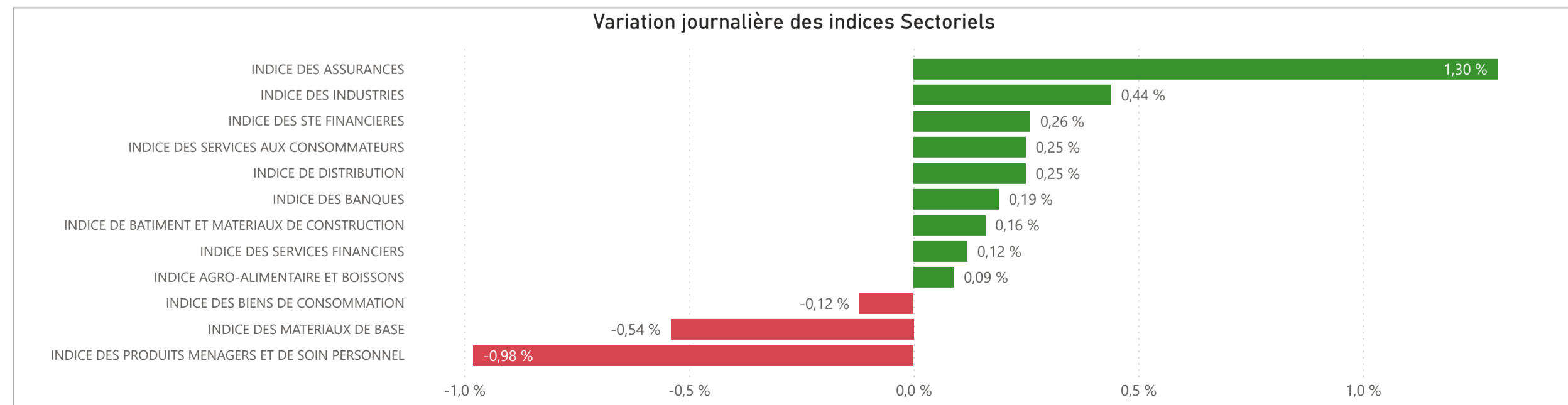


● Housse ● Baisse ● Inchangé ● NC ● Suspendu

| TUNINDEX  | 0,19 %       | 14,80 %    | Plus haut de l'année | Plus bas de l'année | TUNINDEX20 | 0,20 %       | 14,76 %    | Plus haut de l'année | Plus bas de l'année |
|-----------|--------------|------------|----------------------|---------------------|------------|--------------|------------|----------------------|---------------------|
| 15 441,14 | Var. du Jour | Var. année | 15 584,07            | 13 119,98           | 6 857,39   | Var. du Jour | Var. année | 6 918,96             | 5 814,06            |
|           |              |            | 23/03/2026           | 08/01/2026          |            |              |            | 23/03/2026           | 08/01/2026          |



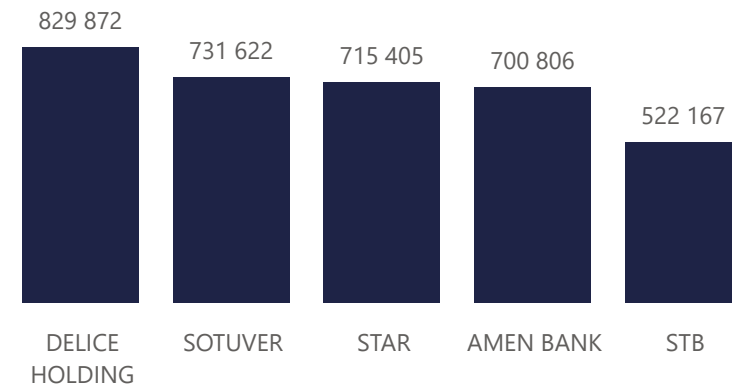
| INDICES SECTORIELS                                | Indice du Jour | Indice Veille | Var. du Jour | Var. sur l'année | Poids dans TUNINDEX | Plus haut de l'année | Plus bas de l'année |
|---|----------------|---------------|--------------|------------------|---------------------|----------------------|---------------------|
| INDICE DES STE FINANCIERES                        | 12 046,38      | 12 014,85     | 0,26 %       | 15,56 %          | 64,14 %             | 23/03/2026           | 12 399,52           |
| INDICE DES BANQUES                                | 11 215,08      | 11 193,31     | 0,19 %       | 15,98 %          | 56,49 %             | 23/03/2026           | 11 557,10           |
| INDICE DES ASSURANCES                             | 22 064,98      | 21 782,06     | 1,30 %       | 11,41 %          | 4,21 %              | 25/03/2026           | 22 404,07           |
| INDICE DES SERVICES FINANCIERS                    | 21 331,72      | 21 305,26     | 0,12 %       | 13,88 %          | 3,44 %              | 25/03/2026           | 22 592,47           |
| INDICE DES SERVICES AUX CONSOMMATEURS             | 6 031,60       | 6 016,75      | 0,25 %       | 21,02 %          | 3,57 %              | 23/03/2026           | 6 264,35            |
| INDICE DE DISTRIBUTION                            | 9 502,75       | 9 479,36      | 0,25 %       | 21,02 %          | 3,57 %              | 23/03/2026           | 9 869,46            |
| INDICE DES BIENS DE CONSOMMATION                  | 12 955,65      | 12 971,57     | -0,12 %      | 14,11 %          | 21,20 %             | 31/03/2026           | 12 980,25           |
| INDICE AGRO-ALIMENTAIRE ET BOISSONS               | 16 820,61      | 16 805,20     | 0,09 %       | 19,60 %          | 16,98 %             | 03/04/2026           | 16 821,80           |
| INDICE DES PRODUITS MENAGERS ET DE SOIN PERSONNEL | 3 414,75       | 3 448,43      | -0,98 %      | -3,69 %          | 4,22 %              | 15/01/2026           | 3 719,77            |
| INDICE DES INDUSTRIES                             | 1 974,85       | 1 966,14      | 0,44 %       | 9,67 %           | 7,03 %              | 31/03/2026           | 1 977,77            |
| INDICE DE BATIMENT ET MATERIAUX DE CONSTRUCTION   | 792,94         | 791,69        | 0,16 %       | 1,86 %           | 2,94 %              | 27/03/2026           | 809,99              |
| INDICE DES MATERIAUX DE BASE                      | 7 754,00       | 7 795,79      | -0,54 %      | 14,12 %          | 2,02 %              | 26/03/2026           | 8 042,04            |



Valeurs les plus actives

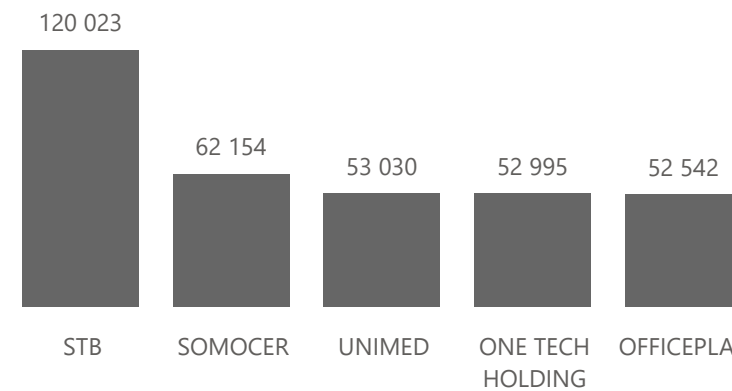
| Valeur         | Compartiment | Groupe | Capitaux en TND |
|----------------|--------------|--------|-----------------|
| DELICE HOLDING | A            | 11     | 829 872         |
| SOTUVER        | A            | 11     | 731 622         |
| STAR           | A            | 11     | 715 405         |
| AMEN BANK      | A            | 11     | 700 806         |
| STB            | A            | 11     | 522 167         |

Capitaux en TND



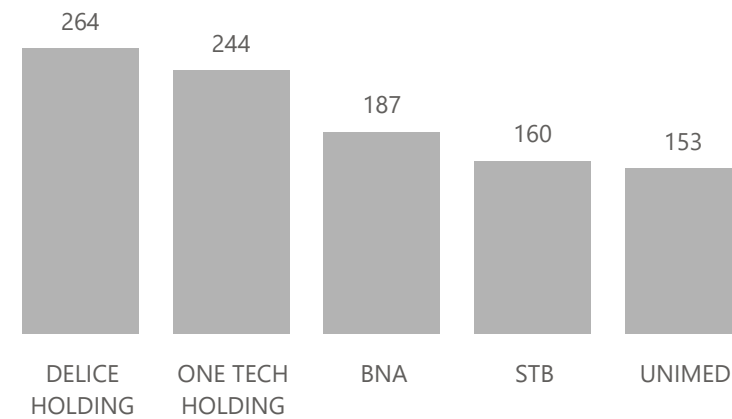
| Valeur           | Compartiment | Groupe | Quantité |
|------------------|--------------|--------|----------|
| STB              | A            | 11     | 120 023  |
| SOMOCER          | S            | 99     | 62 154   |
| UNIMED           | A            | 11     | 53 030   |
| ONE TECH HOLDING | A            | 11     | 52 995   |
| OFFICEPLAST      | B            | 11     | 52 542   |

Quantité



| Valeur           | Compartiment | Groupe | Echanges |
|------------------|--------------|--------|----------|
| DELICE HOLDING   | A            | 11     | 264      |
| ONE TECH HOLDING | A            | 11     | 244      |
| BNA              | A            | 11     | 187      |
| STB              | A            | 11     | 160      |
| UNIMED           | A            | 11     | 153      |

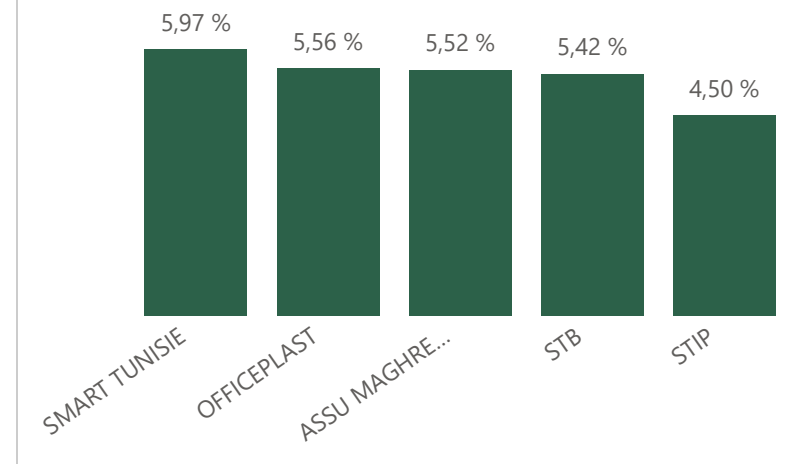
Echanges



Principaux écarts

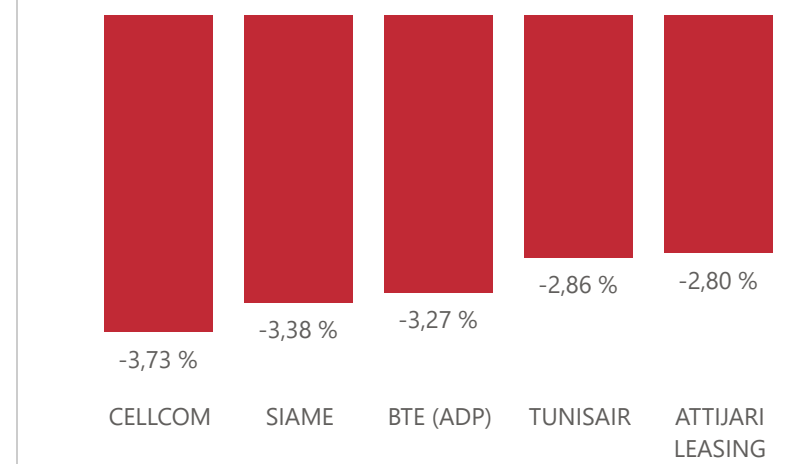
| Valeur             | Groupe | Cours de Clôture | Var. du Jour |
|--------------------|--------|------------------|--------------|
| SMART TUNISIE      | 11     | 23,590           | 5,97 %       |
| OFFICEPLAST        | 11     | 2,090            | 5,56 %       |
| ASSU MAGHREBIA VIE | 11     | 9,180            | 5,52 %       |
| STB                | 11     | 4,470            | 5,42 %       |
| STIP               | 99     | 10,450           | 4,50 %       |

Top 5 hausses



| Valeur           | Groupe | Cours de Clôture | Var. du Jour |
|------------------|--------|------------------|--------------|
| CELLCOM          | 11     | 2,580            | -3,73 %      |
| SIAME            | 11     | 3,140            | -3,38 %      |
| BTE (ADP)        | 12     | 5,030            | -3,27 %      |
| TUNISAIR         | 99     | 0,340            | -2,86 %      |
| ATTIJARI LEASING | 11     | 34,000           | -2,80 %      |

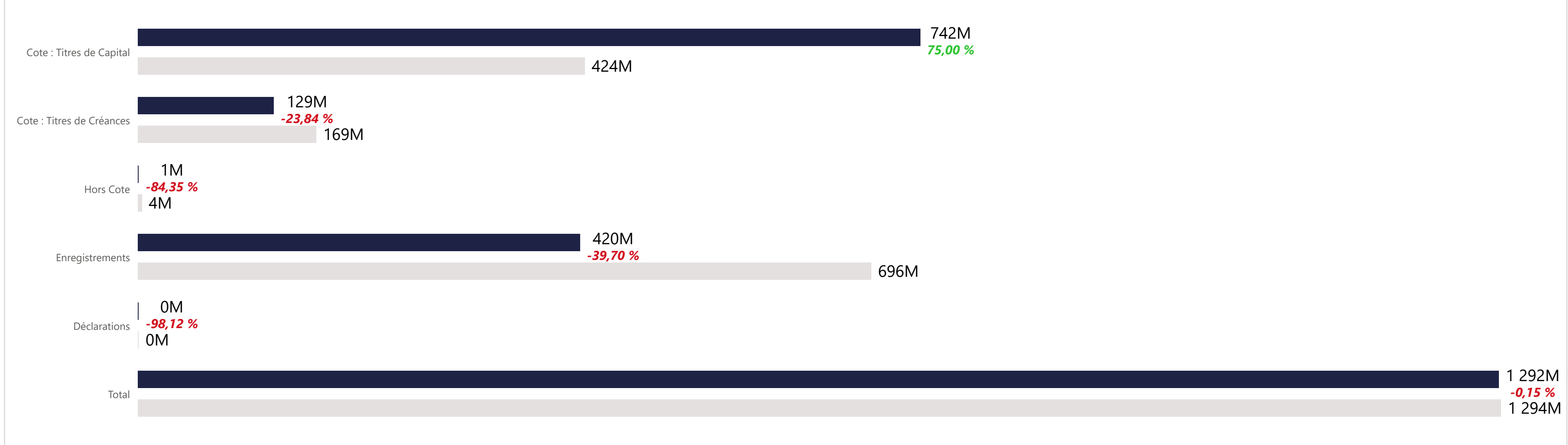
Top 5 baisses



| Marchés                   | Echanges cumulés 2026 | Echanges cumulés 2025 | Variation | Quantité cumulée 2026 | Quantité cumulée 2025 | Variation | Capitaux cumulés 2026 en TND | Capitaux cumulés 2025 en TND | Variation |
|---------------------------|-----------------------|-----------------------|-----------|-----------------------|-----------------------|-----------|------------------------------|------------------------------|-----------|
| Cote : Titres de Capital  | 188 555               | 126 325               | 49,26 %   | 65 906 066            | 50 407 015            | 30,75 %   | 742 409 302                  | 424 223 923                  | 75,00 %   |
| Cote : Titres de Créances | 233                   | 238                   | -2,10 %   | 698 828               | 2 177 115             | -67,90 %  | 128 970 096                  | 169 343 602                  | -23,84 %  |
| Hors Cote                 | 62                    | 1 260                 | -95,08 %  | 17 346                | 981 912               | -98,23 %  | 589 492                      | 3 765 818                    | -84,35 %  |
| Enregistrements           | 408                   | 338                   | 20,71 %   | 19 684 845            | 14 079 452            | 39,81 %   | 419 565 775                  | 695 829 895                  | -39,70 %  |
| Déclarations              | 4                     | 2                     | 100,00 %  | 4                     | 769                   | -99,48 %  | 6 387                        | 339 010                      | -98,12 %  |
| Total                     | 189 262               | 128 163               | 47,67 %   | 86 307 089            | 67 646 263            | 27,59 %   | 1 291 541 052                | 1 293 502 249                | -0,15 %   |

### Evolution des capitaux traités en TND 2026/2025

● Capitaux 2026 ● Capitaux 2025



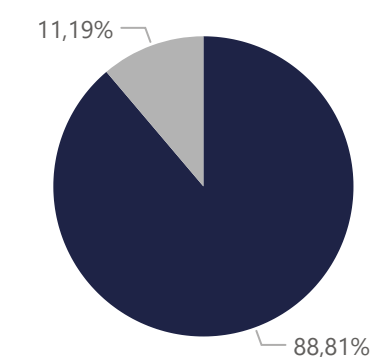
**742 409 302**

Capitaux traités en TND

| Marché                   | Echanges | Quantité   | Capitaux en TND |
|--------------------------|----------|------------|-----------------|
| Cote : Titres de Capital | 188 555  | 65 906 066 | 742 409 302     |

**Répartition du volume entre Carnet d'ordres central et Marché de blocs**

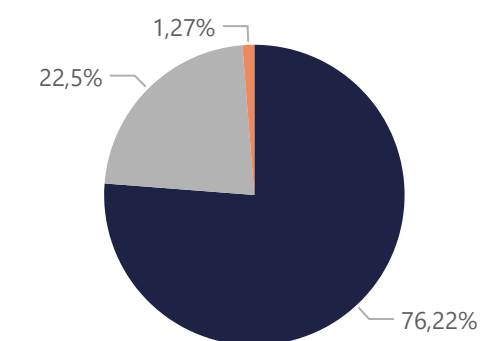
| Marché                  | Echanges       | Quantité          | Capitaux en TND    | Capitaux en %  |
|-------------------------|----------------|-------------------|--------------------|----------------|
| Carnet d'ordres Central | 188 538        | 61 667 472        | 659 349 476        | 88,81%         |
| Marché de Blocs         | 17             | 4 238 594         | 83 059 826         | 11,19%         |
| <b>Total</b>            | <b>188 555</b> | <b>65 906 066</b> | <b>742 409 302</b> | <b>100,00%</b> |



**Marché**  
 ● Carnet d'ordres Central  
 ● Marché de Blocs

**Répartition du volume par Compartiment**

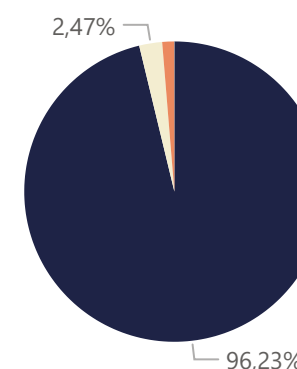
| Compartiment | Echanges       | Quantité          | Capitaux en TND    | Capitaux en %  |
|--------------|----------------|-------------------|--------------------|----------------|
| A            | 131 036        | 43 557 012        | 565 901 123        | 76,22%         |
| B            | 50 287         | 14 191 816        | 167 069 282        | 22,50%         |
| S            | 7 232          | 8 157 238         | 9 438 897          | 1,27%          |
| <b>Total</b> | <b>188 555</b> | <b>65 906 066</b> | <b>742 409 302</b> | <b>100,00%</b> |



**Compartiment**  
 ● A  
 ● B  
 ● S

**Répartition du volume par Groupe de cotation**

| Groupe de cotation | Echanges       | Quantité          | Capitaux en TND    | Capitaux en %  |
|--------------------|----------------|-------------------|--------------------|----------------|
| 11                 | 173 490        | 56 132 828        | 714 425 038        | 96,23%         |
| 12                 | 4 662          | 1 583 676         | 18 344 422         | 2,47%          |
| 99                 | 7 092          | 8 156 617         | 9 434 517          | 1,27%          |
| 32                 | 3 311          | 32 945            | 205 324            | 0,03%          |
| <b>Total</b>       | <b>188 555</b> | <b>65 906 066</b> | <b>742 409 302</b> | <b>100,00%</b> |



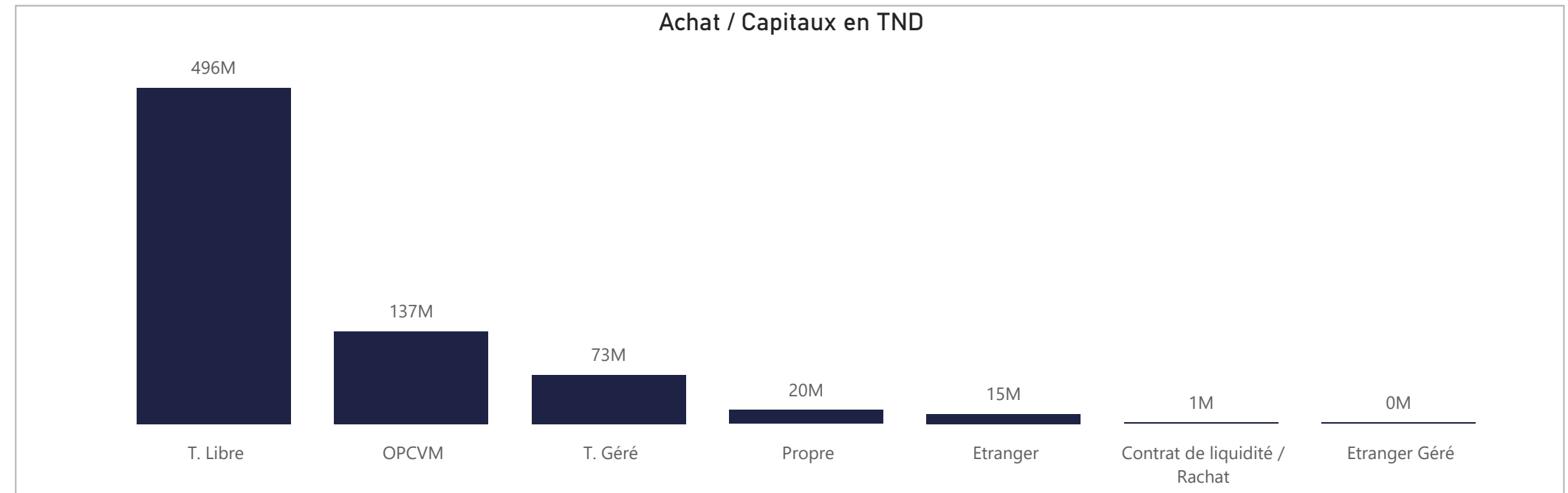
**Groupe de cotation**  
 ● 11  
 ● 12  
 ● 99  
 ● 32

| Séance du jour                      |              |       |              |        |                  |                    |                      |                |               |               |                      |            |                |                  |         |              |            |             |         | Année 2026 |           |                  |                  |                   |                      |                   |                    |                 |            |
|-------------------------------------|--------------|-------|--------------|--------|------------------|--------------------|----------------------|----------------|---------------|---------------|----------------------|------------|----------------|------------------|---------|--------------|------------|-------------|---------|------------|-----------|------------------|------------------|-------------------|----------------------|-------------------|--------------------|-----------------|------------|
| SECTEUR/VALEUR                      | Code ISIN    | MNEMO | Compartiment | Groupe | Mode de Cotation | Titres Admis       | Cap. Boursière en MD | Cap. B En %    | Echanges Bloc | Quantité Bloc | Capitaux Bloc en TND | Echanges   | Quantité       | Capitaux en TND  | Clôture | Var. du Jour | Indicateur | VWAP Veille | VWAP    | Var. VWAP  | Ouverture | Rendement annuel | Echanges Bloc    | Quantité Bloc     | Capitaux Bloc en TND | Echanges          | Quantité           | Capitaux en TND |            |
| <b>BANQUES</b>                      |              |       |              |        |                  | <b>846 256 529</b> | <b>17 822,64</b>     | <b>44,38 %</b> | <b>0</b>      | <b>0</b>      | <b>0</b>             | <b>660</b> | <b>216 108</b> | <b>2 408 798</b> |         |              |            |             |         |            |           | <b>0</b>         | <b>0</b>         | <b>0</b>          | <b>44 789</b>        | <b>13 836 019</b> | <b>243 527 095</b> |                 |            |
| BIAT                                | TN0001800457 | BIAT  | A            | 11     | Continu          | 40 800 000         | 5 854,80             | 14,58 %        |               |               |                      | 20         | 511            | 73 309           | 143,500 | -1,00 %      |            | 144,920     | 143,462 | -1,01 %    | 111,000   | 29,28 %          |                  |                   |                      | 4 518             | 231 824            | 30 239 039      |            |
| ATTIJARI BANK                       | TN0001600154 | TJARI | A            | 11     | Continu          | 50 000 000         | 3 699,00             | 9,21 %         |               |               |                      | 50         | 4 315          | 315 335          | 73,980  | 0,79 %       |            | 73,081      | 73,079  | -0,00 %    | 66,890    | 10,60 %          |                  |                   |                      | 3 872             | 437 000            | 30 467 353      |            |
| AMEN BANK                           | TN0003400058 | AB    | A            | 11     | Continu          | 34 920 000         | 2 089,96             | 5,20 %         |               |               |                      | 118        | 11 690         | 700 806          | 59,850  | -0,22 %      |            | 60,001      | 59,949  | -0,09 %    | 50,000    | 19,70 %          |                  |                   |                      | 10 458            | 1 195 259          | 66 846 520      |            |
| BT                                  | TN0002200053 | BT    | A            | 11     | Continu          | 270 000 000        | 1 857,60             | 4,63 %         |               |               |                      | 88         | 43 780         | 298 900          | 6,880   | 1,03 %       |            | 6,813       | 6,827   | 0,21 %     | 7 774     | 7,50 %           |                  |                   |                      | 7 774             | 4 658 186          | 31 738 133      |            |
| BNA                                 | TN0003100609 | BNA   | A            | 11     | Continu          | 64 000 000         | 952,96               | 2,37 %         |               |               |                      | 187        | 31 356         | 465 825          | 14,890  | 0,61 %       |            | 14,784      | 14,856  | 0,49 %     | 12,070    | 23,36 %          |                  |                   |                      | 9 991             | 3 280 168          | 45 037 646      |            |
| UIB                                 | TN0003900107 | UIB   | A            | 11     | Continu          | 32 560 000         | 895,40               | 2,23 %         |               |               |                      | 5          | 340            | 9 426            | 27,500  | 0,00 %       |            | 27,544      | 27,723  | 0,65 %     | 24,850    | 10,66 %          |                  |                   |                      | 1 077             | 904 359            | 24 313 864      |            |
| STB                                 | TN0002600955 | STB   | A            | 11     | Continu          | 155 375 000        | 694,53               | 1,73 %         |               |               |                      | 160        | 120 023        | 522 167          | 4,470   | 5,42 %       |            | 4,212       | 4,351   | 3,30 %     | 4,090     | 9,29 %           |                  |                   |                      | 4 263             | 1 725 022          | 6 873 705       |            |
| UBCI                                | TN0002400505 | UBCI  | A            | 12     | Fixing           | 20 001 529         | 662,65               | 1,65 %         |               |               |                      | 2          | 100            | 3 313            | 33,130  | 0,00 %       |            | 33,130      | 33,130  | 0,00 %     | 33,800    | -1,98 %          |                  |                   |                      | 300               | 66 826             | 2 388 594       |            |
| BH BANK                             | TN0001900604 | BH    | A            | 11     | Continu          | 47 600 000         | 491,71               | 1,22 %         |               |               |                      | 3          | 393            | 4 015            | 10,330  | 0,00 %       |            | 10,330      | 10,218  | -1,08 %    | 10,300    | 0,29 %           |                  |                   |                      | 372               | 81 639             | 825 400         |            |
| ATB                                 | TN0003600350 | ATB   | A            | 11     | Continu          | 100 000 000        | 385,00               | 0,96 %         |               |               |                      | 8          | 1 950          | 7 319            | 3,850   | 0,00 %       |            | 3,850       | 3,753   | -2,52 %    | 3,790     | 1,58 %           |                  |                   |                      | 1 485             | 1 154 617          | 4 236 488       |            |
| WIFACK INT BANK                     | TN0007200017 | WIFAK | A            | 12     | Fixing           | 30 000 000         | 234,00               | 0,58 %         |               |               |                      | 2          | 20             | 156              | 7,800   | 0,00 %       |            | 7,800       | 7,800   | 0,00 %     | 2,700     | 1,30 %           |                  |                   |                      | 234               | 31 230             | 231 622         |            |
| BTE (ADP)                           | TN0001300557 | BTE   | B            | 12     | Fixing           | 1 000 000          | 5,03                 | 0,01 %         |               |               |                      | 17         | 1 630          | 8 227            | 5,030   | -3,27 %      |            | 5,200       | 5,047   | -2,94 %    | 3,500     | 43,71 %          |                  |                   |                      | 445               | 69 889             | 328 732         |            |
| <b>AGRO ALIMENTAIRE ET BOISSONS</b> |              |       |              |        |                  | <b>571 727 409</b> | <b>10 043,11</b>     | <b>25,01 %</b> | <b>0</b>      | <b>0</b>      | <b>0</b>             | <b>464</b> | <b>85 515</b>  | <b>1 420 929</b> |         |              |            |             |         |            |           | <b>3</b>         | <b>232 200</b>   | <b>3 789 746</b>  | <b>23 590</b>        | <b>6 920 389</b>  | <b>112 201 273</b> |                 |            |
| POULINA GP HOLDING                  | TN0005700018 | PGH   | A            | 11     | Continu          | 180 003 600        | 4 149,08             | 10,33 %        |               |               |                      | 46         | 3 726          | 85 693           | 23,050  | -0,22 %      |            | 22,446      | 22,999  | 2,46 %     | 18,500    | 24,59 %          |                  | 1                 | 55 000               | 1 122 000         | 8 861              | 2 110 715       | 45 403 375 |
| SFBT                                | TN0001100254 | SFBT  | A            | 11     | Continu          | 268 125 000        | 3 700,13             | 9,21 %         |               |               |                      | 129        | 30 809         | 425 668          | 13,800  | -1,36 %      |            | 14,010      | 13,816  | -1,38 %    | 12,600    | 9,52 %           |                  |                   |                      | 6 235             | 2 890 594          | 38 132 108      |            |
| DELICE HOLDING                      | TN0007670011 | DH    | A            | 11     | Continu          | 109 814 524        | 1 976,66             | 4,92 %         |               |               |                      | 264        | 45 852         | 829 872          | 18,000  | 3,15 %       |            | 17,243      | 18,099  | 4,96 %     | 12,900    | 39,53 %          |                  | 2                 | 177 200              | 2 667 746         | 6 372              | 1 435 316       | 21 181 029 |
| LAND OR                             | TN0007510019 | LNDOR | B            | 11     | Continu          | 13 784 285         | 217,24               | 0,54 %         |               |               |                      | 25         | 5 128          | 79 767           | 15,760  | 1,09 %       |            | 15,498      | 15,555  | 0,37 %     | 14,700    | 7,21 %           |                  |                   |                      | 2 122             | 483 714            | 7 484 761       |            |
| <b>DISTRIBUTION</b>                 |              |       |              |        |                  | <b>194 111 628</b> | <b>2 358,12</b>      | <b>5,87 %</b>  | <b>0</b>      | <b>0</b>      | <b>0</b>             | <b>214</b> | <b>32 839</b>  | <b>380 478</b>   |         |              |            |             |         |            |           | <b>1</b>         | <b>2 975 000</b> | <b>63 665 000</b> | <b>13 868</b>        | <b>5 837 028</b>  | <b>90 510 898</b>  |                 |            |
| ENNAKL AUTOMOBILES                  | TN0007410012 | NAKL  | A            | 11     | Continu          | 30 000 000         | 546,00               | 1,36 %         |               |               |                      | 7          | 581            | 10 577           | 18,200  | -0,16 %      |            | 18,160      | 18,205  | 0,25 %     | 15,080    | 20,69 %          |                  |                   |                      | 1 298             | 170 902            | 2 852 879       |            |
| ARTES                               | TN0007300015 | ARTES | A            | 11     | Continu          | 38 250 000         | 485,39               | 1,21 %         |               |               |                      | 108        | 20 194         | 257 214          | 12,690  | -1,63 %      |            | 12,929      | 12,737  | -1,49 %    | 11,500    | 10,35 %          |                  |                   |                      | 2 302             | 307 341            | 4 160 382       |            |
| CITY CARS                           | TN0007550015 | CITY  | A            | 11     | Continu          | 18 000 000         | 398,16               | 0,99 %         |               |               |                      | 25         | 2 462          | 54 847           | 22,120  | -1,03 %      |            | 22,347      | 22,278  | -0,31 %    | 19,700    | 12,28 %          |                  |                   |                      | 2 333             | 273 672            | 6 655 200       |            |
| SMART TUNISIE                       | TNQPQXRODTH8 | SMART | B            | 11     | Continu          | 10 123 443         | 238,81               | 0,59 %         |               |               |                      | 0          | 0              | 23,590           | 5,97 %  | H            |            | 21,416      |         |            | 19,500    | 20,97 %          |                  | 1                 | 2 975 000            | 63 665 000        | 1 307              | 3 173 251       | 67 611 117 |
| MONOPRIX                            | TN0001000108 | MNP   | B            | 12     | Fixing           | 25 345 736         | 230,65               | 0,57 %         |               |               |                      | 0          | 0              | 9,100            | 0,00 %  | NC           |            | 9,140       |         |            | 6,090     | 49,43 %          |                  |                   |                      | 506               | 178 726            | 1 349 789       |            |
| MAGASIN GENERAL                     | TN0006440010 | MAG   | B            | 12     | Fixing           | 15 777 070         | 174,97               | 0,44 %         |               |               |                      | 0          | 0              | 11,090           | 0,00 %  | NC           |            |             |         |            | 9,850     | 12,59 %          |                  |                   |                      | 102               | 7 321              | 73 459          |            |
| SOTUMAG                             | TN0006580013 | MGR   | B            | 11     | Continu          | 13 200 000         | 134,90               | 0,34 %         |               |               |                      | 3          | 224            | 2 244            | 10,220  | 0,00 %       |            | 9,990       | 10,017  | 0,27 %     | 8,900     | 14,83 %          |                  |                   |                      | 666               | 112 552            | 1 070 068       |            |
| STA                                 | TNNGTFLC2986 | STA   | B            | 11     | Continu          | 2 000 000          | 121,84               | 0,30 %         |               |               |                      | 12         | 539            | 32 834           | 60,920  | -0,05 %      |            | 60,903      | 60,917  | 0,02 %     | 37,440    | 62,71 %          |                  |                   |                      | 2 277             | 86 301             | 4 823 340       |            |
| UADH                                | TN0007690019 | UADH  | S            | 99     | Fixing           | 36 953 847         | 15,89                | 0,04 %         |               |               |                      | 0          | 0              | 0,430            | 0,00 %  | S            |            |             |         |            | 0,600     | -28,33 %         |                  |                   |                      | 359               | 1 010 680          | 536 502         |            |
| CELLCOM                             | TN0007590011 | CELL  | B            | 11     | Continu          | 4 461 532          | 11,51                | 0,03 %         |               |               |                      | 59         | 8 839          | 22 761           | 2,580   | -3,73 %      |            | 2,570       | 2,575   | 0,19 %     | 3,320     | -22,29 %         |                  |                   |                      | 2 718             | 516 282            | 1 378 160       |            |
| <b>ASSURANCE</b>                    |              |       |              |        |                  | <b>155 551 793</b> | <b>2 257,59</b>      | <b>5,62 %</b>  | <b>0</b>      | <b>0</b>      | <b>0</b>             | <b>198</b> | <b>35 546</b>  | <b>993 832</b>   |         |              |            |             |         |            |           | <b>4</b>         | <b>284 000</b>   | <b>4 156 980</b>  | <b>11 424</b>        | <b>3 329 084</b>  | <b>44 819 758</b>  |                 |            |
| STAR                                | TN0006060016 | STAR  | A            | 11     | Continu          | 10 000 003         | 639,00               | 1,59 %         |               |               |                      | 67         | 11 194         | 715 405          | 63,900  | 2,24 %       |            | 62,190      | 63,910  | 2,77 %     | 63,780    | 0,19 %           |                  | 2                 | 34 000               | 2 149 480         | 2 953              | 277 761         | 17 003 480 |
| ASTREE                              | TN0003000452 | AST   | A            | 12     | Fixing           | 6 000 000          | 338,94               | 0,84 %         |               |               |                      | 1          | 2              | 113              | 56,490  | 4,50 %       |            | 54,060      | 56,490  | 4,50 %     | 45,990    | 22,83 %          |                  |                   |                      | 151               | 4 779              | 233 456         |            |
| ASSUR MAGHREBIA                     | TN0007830011 | ASSMA | A            | 11     | Continu          | 4 500 000          | 337,50               | 0,84 %         |               |               |                      | 30         | 808            | 58 834           | 75,000  | 3,31 %       |            | 72,554      | 72,815  | 0,36 %     | 56,500    | 32,74 %          |                  |                   |                      | 790               | 91 815             | 5 730 381       |            |
| BNA ASSURANCES                      | TN0007680010 | BNASS | A            | 11     | Continu          | 87 391 790         | 284,02               | 0,71 %         |               |               |                      | 39         | 6 949          | 22 590           | 3,250   | -2,11 %      |            | 3,317       | 3,251   | -1,99 %    | 3,799     | 3,50 %           |                  |                   |                      | 3 799             | 1 252 619          | 3 917 977       |            |
| TUNIS RE                            | TN0007380017 | TRE   | B            | 12     | Fixing           | 20 000 000         | 254,40               | 0,63 %         |               |               |                      | 34         | 12 917         | 164 217          | 12,720  | -1,62 %      |            | 12,802      | 12,713  | -0,70 %    | 10,380    | 22,54 %          |                  |                   |                      | 1 592             | 829 745            | 11 121 448      |            |
| ASSU MAGHREBIA VIE                  | TNDKJ8O68X14 | AMV   | B            | 11     | Continu          | 25 000 000         | 229,50               | 0,57 %         |               |               |                      | 27         | 3 676          | 32 672           | 9,180   | 5,52 %       |            | 8,734       | 8,888   | 1,76 %     | 6,650     | 38,05 %          |                  | 2                 | 250 000              | 2 007 500         | 2 130              | 872 184         | 6 801 058  |
| BH ASSURANCE                        | TN0006550016 | BHASS | B            | 12     | Fixing           | 2 660 000          | 174,23               | 0,43 %         |               |               |                      | 0          | 0              | 65,500           | 0,00 %  | NC           |            |             |         |            | 63,000    | 3,97 %           |                  |                   |                      | 9                 | 181                | 11 957          |            |
| <b>SERVICES FINANCIERS</b>          |              |       |              |        |                  | <b>131 016 000</b> | <b>1 648,74</b>      | <b>4,11 %</b>  | <b>0</b>      | <b>0</b>      | <b>0</b>             | <b>175</b> | <b>18 134</b>  | <b>555 837</b>   |         |              |            |             |         |            |           | <b>1</b>         | <b>60 000</b>    | <b>2 484 000</b>  | <b>9 818</b>         | <b>2 105 990</b>  | <b>41 303 349</b>  |                 |            |
| SPDIT - SICAF                       | TN0001400704 | SPDIT | A            | 11     | Continu          | 28 000 000         | 411,32               | 1,02 %         |               |               |                      | 7          | 41             | 598              | 14,690  | 1,38 %       |            | 14,056      | 14,592  | 3,81 %     | 12,700    | 15,67 %          |                  |                   |                      | 590               | 145 140            | 1 940 571       |            |
| TUNISIE LEASING F                   | TN0002100907 | TLS   | A            | 11     | Continu          | 10 800 000         | 366,12               | 0,91 %         |               |               |                      | 106        | 5 852          | 200 713          | 33,900  | -1,68 %      |            | 33,704      | 34,298  | 1,76 %     | 32,750    | 3,51 %           |                  | 1                 | 60 000               | 2 484 000         | 3 209              | 412 209         | 15 659 428 |
| ATL                                 | TN0004700100 | ATL   | B            | 11     | Continu          | 32 500 000         | 268,78               | 0,67 %         |               |               |                      | 12         | 318            | 2 615            | 8,270   | 0,85 %       |            | 8,119       | 8,222   | 1,27 %     | 6,100     | 35,57 %          |                  |                   |                      | 2 633             | 924 664            | 6 848 803       |            |
| CIL                                 |              |       |              |        |                  |                    |                      |                |               |               |                      |            |                |                  |         |              |            |             |         |            |           |                  |                  |                   |                      |                   |                    |                 |            |

| Séance du jour                      |               |       |        |          |          |                 |               |            |          | Année 2026 |                 |  |
|-------------------------------------|---------------|-------|--------|----------|----------|-----------------|---------------|------------|----------|------------|-----------------|--|
| Secteur / Emetteur / Valeur         | Code ISIN     | MNEMO | Groupe | Echanges | Quantité | Capitaux en TND | Dernier cours | Indicateur | Echanges | Quantité   | Capitaux en TND |  |
| <b>TECHNOLOGIE</b>                  |               |       |        |          |          |                 |               |            |          |            |                 |  |
| <b>TELNET HOLDING</b>               |               |       |        |          |          |                 |               |            |          |            |                 |  |
| TUN DA 1/10 010719                  | TN0007440035  | TLN19 | 32     |          |          |                 |               | NC         | 4        | 12         | 9               |  |
| <b>BANQUES</b>                      |               |       |        |          |          |                 |               |            |          |            |                 |  |
| <b>ATTIJARI BANK</b>                |               |       |        |          |          |                 |               |            |          |            |                 |  |
| TJARI - (Da)                        | TN0001600162  | TJAD4 | 32     |          |          |                 |               | NC         | 0        | 0          | 0               |  |
| TJARI - Da39                        | TN0001600261  | TJA39 | 32     |          |          |                 |               | NC         | 0        | 0          | 0               |  |
| TJARIDA1/40 250518                  | TN0001600501  | TJA18 | 32     |          |          |                 |               | NC         | 35       | 1 010      | 6 199           |  |
| TJARIDA4/21 300425                  | TN823JXM7725  | TJA25 | 32     | 4        | 32       | 416             | 13,000        |            | 359      | 2 162      | 27 511          |  |
| <b>BIAT</b>                         |               |       |        |          |          |                 |               |            |          |            |                 |  |
| BIAT Da32 4/60                      | TN0001800465  | BIA32 | 32     |          |          |                 |               | NC         | 0        | 0          | 0               |  |
| BIAT Da36 1/24                      | TN0001800505  | BIA36 | 32     |          |          |                 |               | NC         | 3        | 7          | 6               |  |
| BIAT DA 1/20 290620                 | TN0001800622  | BIA20 | 32     |          |          |                 |               | NC         | 34       | 174        | 1 289           |  |
| BIAT DA 1/7 291124                  | TN63R17B70    | BIA24 | 32     |          |          |                 |               | NC         | 270      | 680        | 12 866          |  |
| <b>BH BANK</b>                      |               |       |        |          |          |                 |               |            |          |            |                 |  |
| BQ HABITAT (Da)                     | TN0001900612  | BHDA  | 32     |          |          |                 |               | NC         | 0        | 0          | 0               |  |
| BH Da 1/20 150999                   | TN0001900679  | BH12  | 32     |          |          |                 |               | NC         | 0        | 0          | 0               |  |
| BH Da1/25 14022000                  | TN0001900711  | BH14  | 32     |          |          |                 |               | NC         | 0        | 0          | 0               |  |
| BHDA 1/15 28052007                  | TN0001900778  | BHDA7 | 32     |          |          |                 |               | NC         | 1        | 2          | 3               |  |
| BH DA 1/3 270715                    | TN0001900901  | BH15  | 32     | 1        | 1        | 2               | 2,000         |            | 5        | 8          | 38              |  |
| BH DA 1/5 171117                    | TN0001900992  | BH17  | 32     | 2        | 2        | 4               | 2,070         |            | 6        | 11         | 23              |  |
| <b>BT</b>                           |               |       |        |          |          |                 |               |            |          |            |                 |  |
| BQ DE TSIE - Da                     | TN0002200103  | BTDA  | 32     |          |          |                 |               | NC         | 1        | 8          | 38              |  |
| BT Da 3/10 170599                   | TN0002200210  | BT149 | 32     |          |          |                 |               | NC         | 3        | 9          | 127             |  |
| BTDa1/7(12/01)                      | TN0002200251  | BT154 | 32     |          |          |                 |               | NC         | 3        | 11         | 67              |  |
| BT Da 1/2 23052005                  | TN0002200319  | BTDA6 | 32     |          |          |                 |               | NC         | 0        | 0          | 0               |  |
| BT Da 1/2 10/06/09                  | TN0002200327  | BTDA9 | 32     |          |          |                 |               | NC         | 2        | 10         | 35              |  |
| BT Da 1/3 280613                    | TN0002200335  | BT13  | 32     | 3        | 3        | 13              | 4,200         |            | 9        | 62         | 49              |  |
| BT DA 1/4 03062016                  | TN0002200343  | BT16  | 32     | 2        | 2        | 4               | 2,000         |            | 6        | 9          | 19              |  |
| BT DA 1/5 04052018                  | TN0002200350  | BT18  | 32     | 2        | 3        | 6               | 2,000         |            | 12       | 23         | 52              |  |
| BT DA 1/5 10052022                  | TN1HLWKDE9D7  | BT22  | 32     | 3        | 6        | 8               | 1,380         |            | 39       | 79         | 99              |  |
| <b>UBCI</b>                         |               |       |        |          |          |                 |               |            |          |            |                 |  |
| UBCI Da 1/6 010900                  | TN0002400570  | UBC00 | 32     |          |          |                 |               | NC         | 0        | 0          | 0               |  |
| UBCI Da 3/7 010704                  | TN0002400646  | UBC04 | 32     |          |          |                 |               | NC         | 0        | 0          | 0               |  |
| UBCI Da 1/2 150710                  | TN0002400653  | UBC10 | 32     |          | 1        | 22              | 22,010        |            | 2        | 2          | 45              |  |
| UBCI Da8/33 141013                  | TN0002400695  | UBC13 | 32     |          |          |                 |               | NC         | 27       | 256        | 2 228           |  |
| <b>BNA</b>                          |               |       |        |          |          |                 |               |            |          |            |                 |  |
| BNA DA 1/10 040509                  | TN0003100633  | BNA09 | 32     |          |          |                 |               | NC         | 1        | 7          | 2               |  |
| BNA DA 1/10 200618                  | TN0003100740  | BNA18 | 32     |          |          |                 |               | NC         | 24       | 77         | 108             |  |
| BNA DA 1/55 150419                  | TN0003100815  | BNA19 | 32     |          |          |                 |               | NC         | 23       | 340        | 83              |  |
| <b>AB</b>                           |               |       |        |          |          |                 |               |            |          |            |                 |  |
| AB Da 26 3/37                       | TN0003400108  | AB26  | 32     |          |          |                 |               | NC         | 0        | 0          | 0               |  |
| AB Da 29 3/40                       | TN0003400116  | AB29  | 32     |          |          |                 |               | NC         | 0        | 0          | 0               |  |
| AB Da 34 2/59                       | TN0003400157  | AB34  | 32     |          |          |                 |               | NC         | 0        | 0          | 0               |  |
| AB Da 1/27                          | TN0003400207  | ABA38 | 32     |          |          |                 |               | NC         | 4        | 23         | 104             |  |
| ABDA 1/14 11122007                  | TN0003400272  | ABDA7 | 32     |          |          |                 |               | NC         | 0        | 0          | 0               |  |
| AB Da 3/37 281209                   | TN0003400371  | ABDA9 | 32     |          |          |                 |               | NC         | 0        | 0          | 0               |  |
| AB Da 1/10 110613                   | TN0003400454  | AB13  | 32     |          |          |                 |               | NC         | 1        | 1          | 9               |  |
| AB DA 1/20 0802016                  | TN0003400512  | AB16  | 32     |          |          |                 |               | NC         | 6        | 30         | 105             |  |
| AB DA 1/25 300617                   | TN0003400579  | AB17  | 32     |          |          |                 |               | NC         | 4        | 12         | 125             |  |
| AB DA 1/7 12102023                  | TN1MY01P210P7 | AB23  | 32     |          |          |                 |               | NC         | 6        | 11         | 240             |  |
| AB DA 2/13 281024                   | TN66JFMSA518  | AB24  | 32     |          |          |                 |               | NC         | 106      | 450        | 3 675           |  |
| <b>ATB</b>                          |               |       |        |          |          |                 |               |            |          |            |                 |  |
| ATBDA1/7 09/11/05                   | TN0003600434  | ATBDA | 32     |          |          |                 |               | NC         | 0        | 0          | 0               |  |
| ATB Da 1/10 151208                  | TN0003600517  | ATB08 | 32     |          |          |                 |               | NC         | 0        | 0          | 0               |  |
| ATB Da 1/16 161210                  | TN0003600616  | ATB10 | 32     |          |          |                 |               | NC         | 5        | 41         | 9               |  |
| <b>WIFAK INTERNATIONAL BANK</b>     |               |       |        |          |          |                 |               |            |          |            |                 |  |
| WIFAK DA1/2 121015                  | TN0007200132  | WIF15 | 32     |          |          |                 |               | NC         | 3        | 3          | 6               |  |
| <b>ASSURANCE</b>                    |               |       |        |          |          |                 |               |            |          |            |                 |  |
| <b>ASTREE</b>                       |               |       |        |          |          |                 |               |            |          |            |                 |  |
| AST DA 1/2 140817                   | TN0003000528  | AST17 | 32     |          |          |                 |               | NC         | 0        | 0          | 0               |  |
| <b>STAR</b>                         |               |       |        |          |          |                 |               |            |          |            |                 |  |
| STAR DA 7/6 221225                  | TN17FVNGCJ77  | STAR5 | 32     | 1        | 1        | 71              | 71,000        |            | 242      | 1 809      | 123 764         |  |
| <b>BNA ASSURANCES</b>               |               |       |        |          |          |                 |               |            |          |            |                 |  |
| AMI DA 1/4 110817                   | TN0007680044  | AMI17 | 32     |          |          |                 |               | NC         | 3        | 3          | 2               |  |
| AMI DA27/35 241120                  | TN0007680051  | AMI20 | 32     |          |          |                 |               | NC         | 13       | 67         | 109             |  |
| <b>SERVICES FINANCIERS</b>          |               |       |        |          |          |                 |               |            |          |            |                 |  |
| <b>SPDIT SICAF</b>                  |               |       |        |          |          |                 |               |            |          |            |                 |  |
| SPDIT Da 1/24 3512                  | TN0001400720  | SPD12 | 32     |          |          |                 |               | NC         | 3        | 16         | 9               |  |
| <b>TUNISIE LEASING ET FACTORING</b> |               |       |        |          |          |                 |               |            |          |            |                 |  |
| TUN. LEAS. (Da 10)                  | TN0002100915  | TLSDA | 32     |          |          |                 |               | NC         | 0        | 0          | 0               |  |
| TLS Da 1/4                          | TN0002100956  | TL001 | 32     |          |          |                 |               | NC         | 0        | 0          | 0               |  |
| TLS Da 1/5(02/10/20)                | TN0002100980  | TL502 | 32     |          |          |                 |               | NC         | 0        | 0          | 0               |  |
| TLS Da 1/6(18/12/20)                | TN0002101012  | TL503 | 32     |          |          |                 |               | NC         | 0        | 0          | 0               |  |
| TLS Da 1/7(06/12/04)                | TN0002101061  | TL504 | 32     |          |          |                 |               | NC         | 0        | 0          | 0               |  |
| TLS Da1/55(01/03/07)                | TN0002101152  | TL507 | 32     |          |          |                 |               | NC         | 0        | 0          | 0               |  |
| TLS Da 1/56 030308                  | TN0002101210  | TL508 | 32     |          |          |                 |               | NC         | 3        | 81         | 77              |  |
| TLS Da 1/57 020309                  | TN0002101319  | TL509 | 32     |          |          |                 |               | NC         | 3        | 22         | 14              |  |
| TLS Da 1/68 301209                  | TN0002101392  | TL592 | 32     |          |          |                 |               | NC         | 8        | 64         | 34              |  |
| TLS Da 1/69 010210                  | TN0002101400  | TL510 | 32     |          |          |                 |               | NC         | 11       | 91         | 45              |  |
| TLS Da 3/80 010213                  | TN0002101590  | TL513 | 32     |          |          |                 |               | NC         | 18       | 217        | 306             |  |
| TL DA3/83 10022014                  | TN0002101749  | TL514 | 32     |          |          |                 |               | NC         | 31       | 466        | 637             |  |
| TL DA2/43 02022015                  | TN0002101814  | TL515 | 32     |          |          |                 |               | NC         | 18       | 152        | 269             |  |
| TLS DA1/23 010719                   | TN0002102044  | TL519 | 32     | 2        | 4        | 6               | 1,400         |            | 28       | 179        | 282             |  |
| <b>CIL</b>                          |               |       |        |          |          |                 |               |            |          |            |                 |  |
| CIL DA 2007 1/4                     | TN0004201042  | CIL07 | 32     |          |          |                 |               | NC         | 0        | 0          | 0               |  |
| CIL Da 1/5 301208                   | TN0004201117  | CIL08 | 32     |          |          |                 |               | NC         | 0        | 0          | 0               |  |
| CIL Da 1/3 110610                   | TN0004201216  | CIL10 | 32     |          |          |                 |               | NC         | 2        | 3          | 50              |  |
| CIL Da 1/4 030611                   | TN0004201281  | CIL11 | 32     |          |          |                 |               | NC         | 1        | 1          | 6               |  |
| CIL DA2/5 15052023                  | TNE0EJKAP2R7  | CIL23 | 32     |          |          |                 |               | NC         | 1        | 1          | 5               |  |
| <b>ATL</b>                          |               |       |        |          |          |                 |               |            |          |            |                 |  |
| ATL Da 1/5 290808                   | TN0004700266  | ATL08 | 32     |          |          |                 |               | NC         | 2        | 4          | 8               |  |
| ATL Da 2/17 261112                  | TN0004700472  | ATL12 | 32     | 3        | 11       | 11              | 0,960         |            | 7        | 28         | 26              |  |
| <b>ATTIJARI LEASING</b>             |               |       |        |          |          |                 |               |            |          |            |                 |  |
| ATTIJARI LS ROMPU                   | TN0006610141  | TJLR  | 32     |          |          |                 |               | NC         | 0        | 0          | 0               |  |
| TJL DA 3/7 210717                   | TN0006610448  | TJL17 | 32     |          |          |                 |               | NC         | 17       | 428        | 2 410           |  |
| <b>BH LEASING</b>                   |               |       |        |          |          |                 |               |            |          |            |                 |  |
| BH DA 1/4 250515                    | TN0006720072  | ML15  | 32     |          |          |                 |               | NC         | 8        | 8          | 5               |  |
| <b>HANNIBAL LEASE</b>               |               |       |        |          |          |                 |               |            |          |            |                 |  |
| HL DA 1/10 180817                   | TN0007310378  | HL17  | 32     |          |          |                 |               | NC         | 0        | 0          | 0               |  |
| HL DA37/100 090720                  | TN0007310519  | HL20  | 32     |          |          |                 |               | NC         | 12       | 221        | 481             |  |
| <b>TELECOMMUNICATIONS</b>           |               |       |        |          |          |                 |               |            |          |            |                 |  |
| <b>SOTETEL</b>                      |               |       |        |          |          |                 |               |            |          |            |                 |  |
| SOTETEL Da1/6                       | TN0006530059  | SOT01 | 32     |          |          |                 |               | NC         | 1        | 2          | 4               |  |
| SOT Da 1/5 010102                   | TN0006530067  | SOT02 | 32     |          |          |                 |               | NC         | 0        | 0          | 0               |  |
| SOT Da 1/5 010703                   | TN0006530075  | SOT03 | 32     |          |          |                 |               | NC         | 0        | 0          | 0               |  |
| SOT Da 1/10 150704                  | TN0006530083  | SOT04 | 32     |          |          |                 |               | NC         | 0        | 0          | 0               |  |
| SOT Da1/23 010906                   | TN0006530091  | SOT06 | 32     |          |          |                 |               | NC         | 1        | 7          | 2               |  |
| <b>DISTRIBUTION</b>                 |               |       |        |          |          |                 |               |            |          |            |                 |  |
| <b>MONOPRIX</b>                     |               |       |        |          |          |                 |               |            |          |            |                 |  |
| MONOPRIX Da                         | TN0001000116  | MNPDA | 32     |          |          |                 |               | NC         | 2        | 5          | 12              |  |
| MNP Da 1/2 100611                   | TN0001000124  | MNP11 | 32     |          |          |                 |               | NC         | 0        | 0          | 0               |  |
| MNP Da 1/5 040612                   | TN0001000132  | MNP12 | 32     |          |          |                 |               | NC         | 0        | 0          | 0               |  |
| MNP Da 1/5 160615                   | TN0001000140  | MNP15 | 32     |          |          |                 |               | NC         | 13       | 18         | 17              |  |
| <b>MAGASIN GENERAL</b>              |               |       |        |          |          |                 |               |            |          |            |                 |  |
| MAG GEN Da 1/2                      | TN0006440028  | MGDA4 | 32     |          |          |                 |               | NC         | 0        | 0          | 0               |  |
| <b>SOTUMAG</b>                      |               |       |        |          |          |                 |               |            |          |            |                 |  |
| MGR Da1/3 050710                    | TN0006580021  | MGR10 | 32     |          |          |                 |               | NC         | 0        | 0          | 0               |  |
| MGR DA 1/10 201217                  | TN0006580039  | MGR17 | 32     |          |          |                 |               | NC         | 0        | 0          | 0               |  |
| <b>ARTES</b>                        |               |       |        |          |          |                 |               |            |          |            |                 |  |
| ARTES Da1/4 230712                  | TN0007300023  | ART12 | 32     |          |          |                 |               | NC         | 0        | 0          | 0               |  |
| ARTES Da1/5 040313                  | TN0007300031  | ART13 | 32     |          |          |                 |               | NC         | 0        | 0          | 0               |  |
| <b>CITY CARS</b>                    |               |       |        |          |          |                 |               |            |          |            |                 |  |
| CITY DA1/3 230919                   | TN0007550023  | CTV19 | 32     |          |          |                 |               | NC         | 9        | 12         | 91              |  |
| <b>SMART TUNISIE</b>                |               |       |        |          |          |                 |               |            |          |            |                 |  |
| SMART DA1/5 070623                  | TN71DY8X6058  | SMT23 | 32     |          |          |                 |               | NC         | 23       | 53         | 188             |  |
| SMART DA1/6 111124                  | TN7PHUMS9GW2  | SMT24 | 32     |          |          |                 |               | NC         | 37       | 120        | 345             |  |
| <b>VOYAGE ET LOISIRS</b>            |               |       |        |          |          |                 |               |            |          |            |                 |  |
| <b>TUNISAIR</b>                     |               |       |        |          |          |                 |               |            |          |            |                 |  |
| TUNISAIR - Da 01                    | TN0001200419  | TAIDA | 32     |          |          |                 |               | NC         | 0        | 0          | 0               |  |
| TUNISAIR - Da 04                    | TN0001200468  | TA04  | 32     |          |          |                 |               | NC         | 1        | 6          | 0               |  |
| TAIR Da1/10 010799                  | TN0001200476  | TA09  | 32     |          |          |                 |               | NC         | 0        | 0          | 0               |  |
| TAIR Da1/10 030700                  | TN0001200492  | TA09  | 32     |          |          |                 |               | NC         | 1        | 3          | 0               |  |
| TUNISAIR Da 1/10                    | TN0001200518  |       |        |          |          |                 |               |            |          |            |                 |  |

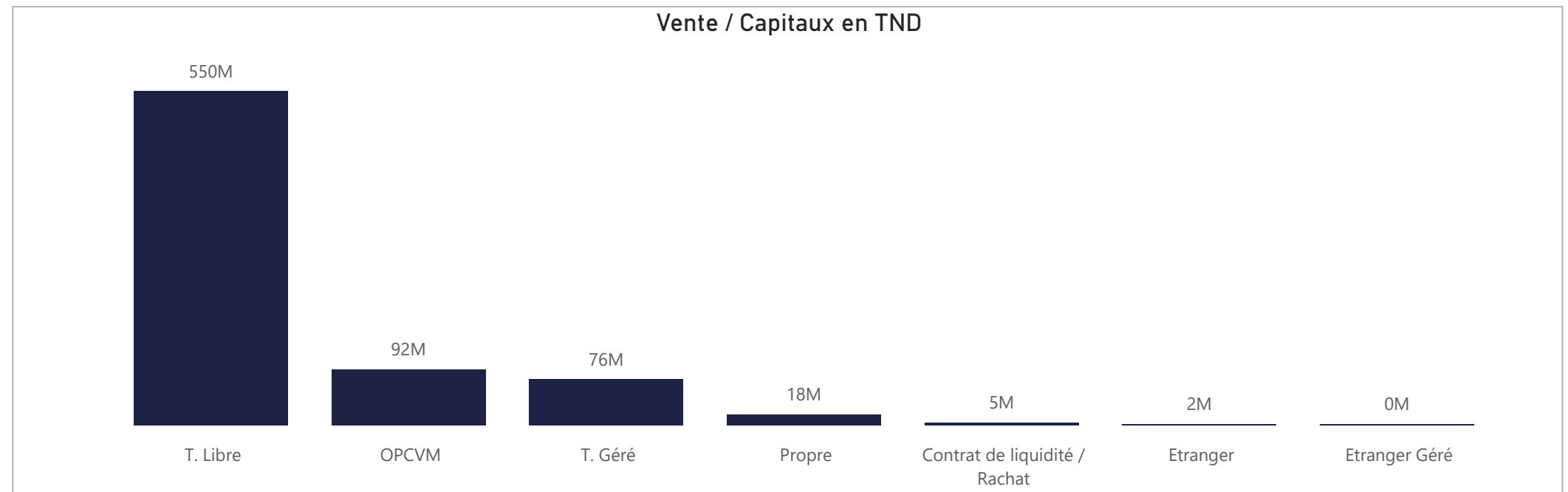
**ACHAT**

| Achat                         | Echanges       | Quantité          | Capitaux en TND    | Capitaux en %  |
|-------------------------------|----------------|-------------------|--------------------|----------------|
| T. Libre                      | 148 025        | 46 193 097        | 496 441 214        | 66,87%         |
| OPCVM                         | 19 347         | 11 189 142        | 136 871 674        | 18,44%         |
| T. Géré                       | 17 361         | 5 490 381         | 72 617 552         | 9,78%          |
| Propre                        | 1 379          | 1 687 819         | 20 387 510         | 2,75%          |
| Etranger                      | 1 854          | 1 064 463         | 14 551 015         | 1,96%          |
| Contrat de liquidité / Rachat | 555            | 268 982           | 1 423 824          | 0,19%          |
| Etranger Géré                 | 34             | 12 182            | 116 514            | 0,02%          |
| <b>Total</b>                  | <b>188 555</b> | <b>65 906 066</b> | <b>742 409 302</b> | <b>100,00%</b> |



**VENTE**

| Vente                         | Echanges       | Quantité          | Capitaux en TND    | Capitaux en %  |
|-------------------------------|----------------|-------------------|--------------------|----------------|
| T. Libre                      | 147 849        | 50 870 570        | 550 109 325        | 74,10%         |
| OPCVM                         | 15 012         | 6 904 352         | 91 988 212         | 12,39%         |
| T. Géré                       | 22 738         | 6 059 689         | 75 518 575         | 10,17%         |
| Propre                        | 1 717          | 1 662 040         | 17 947 356         | 2,42%          |
| Contrat de liquidité / Rachat | 622            | 226 079           | 4 590 437          | 0,62%          |
| Etranger                      | 601            | 177 002           | 2 202 761          | 0,30%          |
| Etranger Géré                 | 16             | 6 334             | 52 636             | 0,01%          |
| <b>Total</b>                  | <b>188 555</b> | <b>65 906 066</b> | <b>742 409 302</b> | <b>100,00%</b> |



## ACHAT

## Marché Principal

| Mois         | Contrat de liquidité / Rachat | Etranger          | Etranger Géré  | OPCVM              | Propre            | T. Géré           | T. Libre           | Total              |
|--------------|-------------------------------|-------------------|----------------|--------------------|-------------------|-------------------|--------------------|--------------------|
| janvier      | 357 291                       | 5 865 195         | 86 909         | 39 720 950         | 2 089 700         | 27 643 306        | 144 119 552        | 219 882 904        |
| février      | 119 160                       | 2 790 003         | 12 834         | 41 701 853         | 4 939 271         | 18 888 468        | 197 460 625        | 265 912 216        |
| mars         | 508 428                       | 5 686 372         | 14 758         | 48 346 467         | 13 322 224        | 22 258 374        | 121 549 116        | 211 685 738        |
| avril        | 438 944                       | 209 445           | 2 013          | 7 102 404          | 36 314            | 3 827 403         | 33 311 919         | 44 928 444         |
| 1            | 123 159                       | 150 324           |                | 975 045            | 1 940             | 463 833           | 6 597 773          | 8 312 073          |
| 2            | 135 230                       | 9 200             |                | 856 748            |                   | 709 541           | 5 926 277          | 7 636 996          |
| 3            | 33 635                        | 13 547            | 2 013          | 1 318 203          |                   | 732 153           | 9 329 611          | 11 429 162         |
| 6            | 28 090                        | 6 930             |                | 2 431 445          | 20 568            | 1 319 422         | 5 263 647          | 9 070 103          |
| 7            | 118 830                       | 29 445            |                | 1 520 963          | 13 807            | 602 455           | 6 194 611          | 8 480 110          |
| <b>Total</b> | <b>1 423 824</b>              | <b>14 551 015</b> | <b>116 514</b> | <b>136 871 674</b> | <b>20 387 510</b> | <b>72 617 552</b> | <b>496 441 214</b> | <b>742 409 302</b> |

## Marché de Bloc

| Mois         | Propre            | T. Libre          | Total             |
|--------------|-------------------|-------------------|-------------------|
| janvier      |                   | 4 345 300         | 4 345 300         |
| février      |                   | 67 271 000        | 67 271 000        |
| mars         | 11 443 526        |                   | 11 443 526        |
| <b>Total</b> | <b>11 443 526</b> | <b>71 616 300</b> | <b>83 059 826</b> |

## VENTE

## Marché Principal

| Mois         | Contrat de liquidité / Rachat | Etranger         | Etranger Géré | OPCVM             | Propre            | T. Géré           | T. Libre           | Total              |
|--------------|-------------------------------|------------------|---------------|-------------------|-------------------|-------------------|--------------------|--------------------|
| janvier      | 437 318                       | 641 174          | 22 682        | 35 671 117        | 532 921           | 26 363 928        | 156 213 763        | 219 882 904        |
| février      | 2 253 002                     | 319 932          | 2 994         | 28 168 288        | 2 921 846         | 24 090 553        | 208 155 601        | 265 912 216        |
| mars         | 1 513 763                     | 1 167 049        | 9 788         | 24 063 879        | 14 036 657        | 20 061 777        | 150 832 827        | 211 685 738        |
| avril        | 386 354                       | 74 607           | 17 172        | 4 084 927         | 455 933           | 5 002 316         | 34 907 135         | 44 928 444         |
| 1            | 47 788                        | 19 867           | 860           | 318 363           | 137 949           | 1 139 613         | 6 647 633          | 8 312 073          |
| 2            | 47 519                        |                  | 16 200        | 493 519           | 184 079           | 1 086 864         | 5 808 815          | 7 636 996          |
| 3            | 59 038                        | 7 700            |               | 1 345 974         | 25 674            | 965 399           | 9 025 377          | 11 429 162         |
| 6            | 177 671                       |                  | 112           | 990 629           | 57 795            | 767 290           | 7 076 605          | 9 070 103          |
| 7            | 54 337                        | 47 040           |               | 936 442           | 50 436            | 1 043 150         | 6 348 705          | 8 480 110          |
| <b>Total</b> | <b>4 590 437</b>              | <b>2 202 761</b> | <b>52 636</b> | <b>91 988 212</b> | <b>17 947 356</b> | <b>75 518 575</b> | <b>550 109 325</b> | <b>742 409 302</b> |

## Marché de Bloc

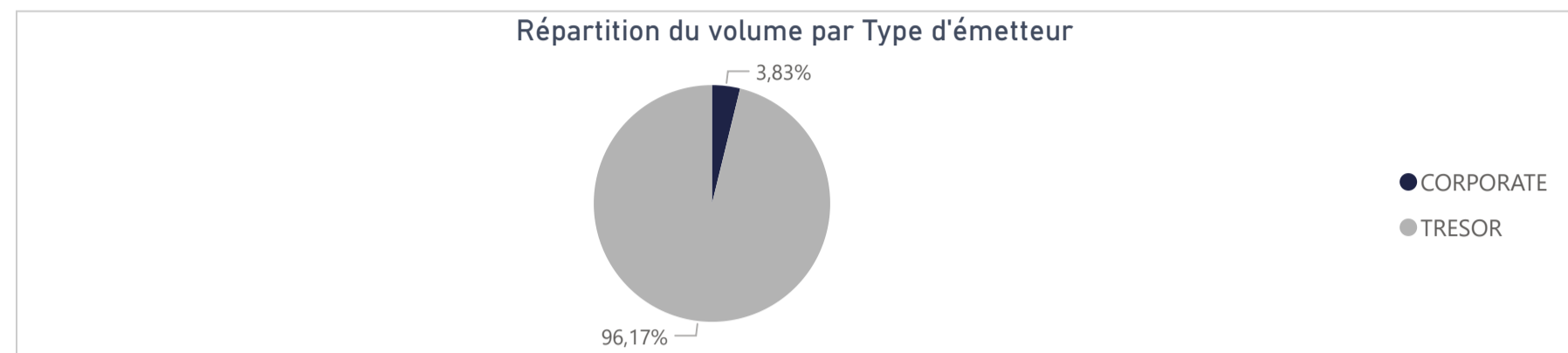
| Mois         | Propre            | T. Libre          | Total             |
|--------------|-------------------|-------------------|-------------------|
| janvier      |                   | 4 345 300         | 4 345 300         |
| février      |                   | 67 271 000        | 67 271 000        |
| mars         | 11 443 526        |                   | 11 443 526        |
| <b>Total</b> | <b>11 443 526</b> | <b>71 616 300</b> | <b>83 059 826</b> |

128 970 096

Capitaux traités sur l'année en TND

| Marché                    | Echanges | Quantité | Capitaux en TND |
|---------------------------|----------|----------|-----------------|
| Cote : Titres de Créances | 233      | 698 828  | 128 970 096     |

| Type d'émetteur | Echanges   | Quantité       | Capitaux en TND    | Capitaux en %  |
|-----------------|------------|----------------|--------------------|----------------|
| TRESOR          | 206        | 636 503        | 124 035 013        | 96,17%         |
| CORPORATE       | 27         | 62 325         | 4 935 083          | 3,83%          |
| <b>Total</b>    | <b>233</b> | <b>698 828</b> | <b>128 970 096</b> | <b>100,00%</b> |



| Achat        | Echanges   | Quantité       | Capitaux en TND    | Capitaux en %  |
|--------------|------------|----------------|--------------------|----------------|
| Propre       | 28         | 86 744         | 92 058 054         | 71,38%         |
| OPCVM        | 150        | 576 724        | 36 371 694         | 28,20%         |
| T. Libre     | 25         | 24 247         | 310 331            | 0,24%          |
| T. Géré      | 30         | 11 113         | 230 017            | 0,18%          |
| <b>Total</b> | <b>233</b> | <b>698 828</b> | <b>128 970 096</b> | <b>100,00%</b> |

| Vente        | Echanges   | Quantité       | Capitaux en TND    | Capitaux en %  |
|--------------|------------|----------------|--------------------|----------------|
| OPCVM        | 74         | 303 096        | 117 660 668        | 91,23%         |
| Propre       | 1          | 70 000         | 7 192 299          | 5,58%          |
| T. Géré      | 53         | 245 668        | 3 228 583          | 2,50%          |
| T. Libre     | 105        | 80 064         | 888 547            | 0,69%          |
| <b>Total</b> | <b>233</b> | <b>698 828</b> | <b>128 970 096</b> | <b>100,00%</b> |

Répartition des capitaux traités en TND par catégorie de donneurs d'ordres

| ACHAT        |                   |                   |                |                |                    |
|--------------|-------------------|-------------------|----------------|----------------|--------------------|
| Mois         | OPCVM             | Propre            | T. Géré        | T. Libre       | Total              |
| janvier      | 20 166 467        |                   | 24 748         | 40 978         | 20 232 194         |
| février      | 4 527 841         | 91 950 538        | 2 981          | 23 795         | 96 505 155         |
| mars         | 11 073 115        |                   | 103 831        | 159 265        | 11 336 211         |
| avril        | 604 271           | 107 516           | 98 457         | 86 294         | 896 537            |
| 1            | 411 083           |                   | 59 668         |                | 470 751            |
| 3            |                   | 107 516           | 30 756         | 4 622          | 142 893            |
| 6            | 193 188           |                   |                |                | 193 188            |
| 7            |                   |                   | 8 033          | 81 672         | 89 705             |
| <b>Total</b> | <b>36 371 694</b> | <b>92 058 054</b> | <b>230 017</b> | <b>310 331</b> | <b>128 970 096</b> |

| VENTE        |                    |                  |                  |                |                    |
|--------------|--------------------|------------------|------------------|----------------|--------------------|
| Mois         | OPCVM              | Propre           | T. Géré          | T. Libre       | Total              |
| janvier      | 12 951 630         | 7 192 299        | 8 142            | 80 123         | 20 232 194         |
| février      | 96 260 728         |                  | 137 696          | 106 731        | 96 505 155         |
| mars         | 8 019 716          |                  | 2 629 484        | 687 010        | 11 336 211         |
| avril        | 428 594            |                  | 453 260          | 14 683         | 896 537            |
| 1            | 48 246             |                  | 422 504          |                | 470 751            |
| 3            | 107 516            |                  | 30 756           | 4 622          | 142 893            |
| 6            | 193 188            |                  |                  |                | 193 188            |
| 7            | 79 644             |                  |                  | 10 062         | 89 705             |
| <b>Total</b> | <b>117 660 668</b> | <b>7 192 299</b> | <b>3 228 583</b> | <b>888 547</b> | <b>128 970 096</b> |

| Séance du jour     |               |       |        |          |          |                 |              |              |            |                  |           |           | Année 2026     |          |          |                 |
|--------------------|---------------|-------|--------|----------|----------|-----------------|--------------|--------------|------------|------------------|-----------|-----------|----------------|----------|----------|-----------------|
| Valeur             | Code ISIN     | MNEMO | Groupe | Echanges | Quantité | Capitaux en TND | Clôture en % | Var. du Jour | Indicateur | VWAP Veille en % | VWAP en % | Var. VWAP | Ouverture en % | Echanges | Quantité | Capitaux en TND |
| BTA 6.3% Oct 2026  | TN0008000580  | B1026 | 21     |          |          |                 | 98,000       | 0,00 %       | NC         |                  |           |           | 98,000         | 0        | 0        | 0               |
| BTA6.7% Avril 2028 | TN0008000606  | B0428 | 21     |          |          |                 | 93,100       | 0,00 %       | NC         |                  |           |           | 93,100         | 0        | 0        | 0               |
| BTA 6,6% Mars 2027 | TN0008000655  | B0327 | 21     |          |          |                 | 98,000       | 0,00 %       | NC         |                  |           |           | 97,100         | 1        | 158      | 163 697         |
| BTA 7,5% Juil 2032 | TN0008000663  | B0732 | 21     |          |          |                 | 97,000       | 0,00 %       | NC         |                  |           |           | 97,000         | 0        | 0        | 0               |
| BTA 7% Juil 2028   | TN0008000697  | B0728 | 21     |          |          |                 | 90,500       | 0,00 %       | NC         |                  |           |           | 90,500         | 0        | 0        | 0               |
| BTA 7,2% Fev 2027  | TN0008000721  | B0227 | 21     |          |          |                 | 99,250       | 0,00 %       | NC         |                  |           |           | 97,590         | 12       | 9 200    | 9 660 687       |
| BTA 7,4% Fev 2030  | TN0008000739  | B0230 | 21     |          |          |                 | 95,560       | 0,00 %       | NC         | 95,560           |           |           | 93,450         | 8        | 544      | 525 748         |
| BTA 7,2% Mai 2027  | TN0008000747  | B0527 | 21     |          |          |                 | 99,030       | 0,00 %       | NC         |                  |           |           | 96,510         | 7        | 409      | 429 343         |
| BTA 8% Nov 2030    | TN0008000762  | B1130 | 21     |          |          |                 | 97,000       | 0,00 %       | NC         |                  |           |           | 97,000         | 0        | 0        | 0               |
| BTA 7,3% Dec 2027  | TN0008000770  | B1227 | 21     |          |          |                 | 91,050       | 0,00 %       | NC         |                  |           |           | 91,050         | 0        | 0        | 0               |
| BTA 7,5% Janv 2028 | TN0008000796  | B0128 | 21     |          |          |                 | 100,000      | 0,00 %       | NC         |                  |           |           | 100,000        | 0        | 0        | 0               |
| BTA 8% Mars 2033   | TN0008000804  | B0333 | 21     |          |          |                 | 100,000      | 0,00 %       | NC         |                  |           |           | 100,000        | 0        | 0        | 0               |
| BTA 7,5% Dec 2028  | TN0008000812  | B1228 | 21     |          |          |                 | 94,720       | 0,00 %       | NC         |                  |           |           | 94,720         | 0        | 0        | 0               |
| BTA 8,8% Sept 2032 | TN14N15D7B2   | B0932 | 21     |          |          |                 | 100,000      | 0,00 %       | NC         |                  |           |           | 100,000        | 0        | 0        | 0               |
| BTA 8% Janv 2029   | TNHUVZNLATV4  | B0129 | 21     |          |          |                 | 100,000      | 0,00 %       | NC         |                  |           |           | 100,000        | 0        | 0        | 0               |
| BTA 8,25% Juin2031 | TNNOS0ORH1F1  | B0631 | 21     |          |          |                 | 95,300       | 0,00 %       | NC         |                  |           |           | 95,300         | 0        | 0        | 0               |
| BTA 9% sept 2029   | TNLRQIP00JY4  | B0929 | 21     |          |          |                 | 99,100       | 0,00 %       | NC         |                  |           |           | 98,700         | 2        | 430      | 438 126         |
| BTA 9,4% aout 2033 | TNNUS2JABSF6  | B0833 | 21     |          |          |                 | 99,950       | 0,00 %       | NC         |                  |           |           | 100,010        | 1        | 800      | 831 328         |
| BTA 9,5% aout 2035 | TN19GXADLDO   | B0835 | 21     |          |          |                 | 100,000      | 0,00 %       | NC         |                  |           |           | 100,000        | 0        | 0        | 0               |
| BTA 9,70% Oct 2027 | TN9EGLI9CQ82  | B1027 | 21     |          |          |                 | 101,830      | 0,00 %       | NC         |                  |           |           | 100,000        | 2        | 100      | 105 178         |
| BTA 9,87% Oct 2031 | TNOODT102PF5  | B1031 | 21     |          |          |                 | 100,000      | 0,00 %       | NC         |                  |           |           | 100,000        | 0        | 0        | 0               |
| BTA 9,80% Oct 2028 | TN87SF5T9RO3  | B1028 | 21     |          |          |                 | 100,000      | 0,00 %       | NC         |                  |           |           | 100,000        | 0        | 0        | 0               |
| BTA 9,89% Juin2033 | TN15BPOGW9F1  | B0633 | 21     |          |          |                 | 100,000      | 0,00 %       | NC         |                  |           |           | 100,000        | 0        | 0        | 0               |
| BTA 9,90% Dec 2034 | TNXJGTXAROH4  | B1234 | 21     |          |          |                 | 100,000      | 0,00 %       | NC         |                  |           |           | 100,000        | 0        | 0        | 0               |
| BTA 9,87% Janv2032 | TNCVAULI413   | B0132 | 21     |          |          |                 | 102,110      | 0,00 %       | NC         |                  |           |           | 101,310        | 1        | 550      | 562 200         |
| BTA 9,83% mars2034 | TNV7HGOLTYL8  | B0334 | 21     |          |          |                 | 100,000      | 0,00 %       | NC         |                  |           |           | 100,000        | 0        | 0        | 0               |
| BTA 9,28% juin2028 | TNL8K8A9Q440  | B0628 | 21     |          |          |                 | 100,000      | 0,00 %       | NC         |                  |           |           | 100,000        | 0        | 0        | 0               |
| BTA 9,49% juin2034 | TNBF55WVBO32  | B0634 | 21     |          |          |                 | 100,000      | 0,00 %       | NC         |                  |           |           | 100,000        | 0        | 0        | 0               |
| BTA 9,37% juin2029 | TNNC6SZ1UFM6  | B0629 | 21     |          |          |                 | 100,270      | 0,00 %       | NC         |                  |           |           | 100,000        | 1        | 100      | 105 687         |
| BTA 9,45% juil2035 | TNEHPA8HGPD7  | B0735 | 21     |          |          |                 | 100,000      | 0,00 %       | NC         |                  |           |           | 100,000        | 0        | 0        | 0               |
| BTA 9,31% juin2030 | TNXS9NK4WGP1  | B0630 | 21     |          |          |                 | 101,700      | 0,00 %       | NC         |                  |           |           | 100,730        | 2        | 250      | 263 226         |
| BTA 9,28% mars2029 | TN5NNTYQMW72  | B0329 | 21     |          |          |                 | 100,000      | 0,00 %       | NC         |                  |           |           | 100,000        | 0        | 0        | 0               |
| BTA 9,40% Dec 2035 | TNQEVW1AZTU8  | B1235 | 21     |          |          |                 | 100,000      | 0,00 %       | NC         |                  |           |           | 100,000        | 0        | 0        | 0               |
| BTA 7,75% Mars2035 | TNRZET64V1L9  | B0335 | 21     |          |          |                 | 100,000      | 0,00 %       | NC         |                  |           |           | 100,000        | 0        | 0        | 0               |
| BTA 7,75% Mars2036 | TN673BVAIRO4  | B0336 | 21     |          |          |                 | 100,000      | 0,00 %       | NC         |                  |           |           | 100,000        | 0        | 0        | 0               |
| BTA 7,75% Mars2038 | TNEF0249ZM68  | B0338 | 21     |          |          |                 | 100,000      | 0,00 %       | NC         |                  |           |           | 100,000        | 0        | 0        | 0               |
| BTA 8,45% Sept2030 | TNGTIJFRR1B4  | B0930 | 21     |          |          |                 | 100,000      | 0,00 %       | NC         |                  |           |           | 100,000        | 0        | 0        | 0               |
| BTA 7,50% Sept2034 | TN7AELB464P3  | B0934 | 21     |          |          |                 | 100,000      | 0,00 %       | NC         |                  |           |           | 100,000        | 0        | 0        | 0               |
| ENAT2021 8,70%A PP | TN0008000820  | NA26  | 21     |          |          |                 | 100,310      | 0,00 %       | NC         |                  |           |           | 97,500         | 3        | 157 435  | 840 802         |
| E NAT 2021 8,80% B | TN0008000838  | NB26  | 21     |          |          |                 | 100,310      | 0,00 %       | NC         |                  |           |           | 100,000        | 2        | 65 000   | 6 938 348       |
| E NAT 2021 8,90% C | TN0008000846  | NC28  | 21     |          |          |                 | 93,000       | 0,00 %       | NC         |                  |           |           | 93,000         | 0        | 0        | 0               |
| ENAT22021 8,70%APP | TN0008000887  | NA226 | 21     |          |          |                 | 100,410      | 0,00 %       | NC         |                  |           |           | 97,000         | 2        | 2 200    | 11 614          |
| ENAT2 2021 8,80% B | TN0008000895  | NB226 | 21     |          |          |                 | 100,000      | 0,00 %       | NC         |                  |           |           | 100,000        | 0        | 0        | 0               |
| ENAT2 2021 8,90% C | TN0008000903  | NC228 | 21     |          |          |                 | 95,000       | 0,00 %       | NC         |                  |           |           | 95,000         | 1        | 6        | 5 957           |
| ENAT2 HASSAN21 APP | TN0008000853  | NH226 | 21     |          |          |                 | 100,000      | 0,00 %       | NC         |                  |           |           | 100,000        | 0        | 0        | 0               |
| ENAT32021 8,70%APP | TNZBXQU3RZ91  | NA3F6 | 21     |          |          |                 | 95,000       | 0,00 %       | NC         |                  |           |           | 97,000         | 6        | 2 208    | 11 147          |
| ENT32021T+2,45%APP | TNSUXW7EBUQ0  | NA3V6 | 21     |          |          |                 | 95,000       | 0,00 %       | NC         |                  |           |           | 95,000         | 0        | 0        | 0               |
| ENAT3 2021 8,80% B | TNYZ06UGUZ33  | NB3F6 | 21     |          |          |                 | 100,000      | 0,00 %       | NC         |                  |           |           | 94,500         | 2        | 4 050    | 417 386         |
| ENAT32021 T+2,55%B | TN5QHXZ8T348  | NB3V6 | 21     |          |          |                 | 100,000      | 0,00 %       | NC         |                  |           |           | 100,000        | 0        | 0        | 0               |
| ENAT3 2021 8,90% C | TN3QL5M1QLW6  | NC3F8 | 21     |          |          |                 | 100,000      | 0,00 %       | NC         |                  |           |           | 100,000        | 0        | 0        | 0               |
| ENAT32021 T+2,65%C | TNJP2LP1CVE1  | NC3V8 | 21     |          |          |                 | 100,000      | 0,00 %       | NC         |                  |           |           | 100,000        | 0        | 0        | 0               |
| ENAT3 HASSAN21 APP | TNE5I87AVZT5  | NHA36 | 21     |          |          |                 | 100,000      | 0,00 %       | NC         |                  |           |           | 100,000        | 0        | 0        | 0               |
| ENAT3 HASSAN2021 B | TNVSMDL2VYJ5  | NHB36 | 21     |          |          |                 | 100,000      | 0,00 %       | NC         |                  |           |           | 100,000        | 0        | 0        | 0               |
| ENAT3 HASSAN2021 C | TNJQ3VIAM1R9  | NHC38 | 21     |          |          |                 | 100,000      | 0,00 %       | NC         |                  |           |           | 100,000        | 0        | 0        | 0               |
| ENAT1 2022 A 8,80% | TNPSL0PEJVO7  | NAF27 | 21     |          |          |                 | 100,000      | 0,00 %       | NC         |                  |           |           | 95,000         | 22       | 13 658   | 144 299         |
| ENAT1 2022A T+2,4% | TNLEGO8CKWX3  | NAV27 | 21     |          |          |                 | 100,000      | 0,00 %       | NC         |                  |           |           | 92,500         | 1        | 1 170    | 12 714          |
| ENAT1 2022 B 8,90% | TNHG2VXQ3BG0  | NBF29 | 21     |          |          |                 | 98,000       | 0,00 %       | NC         |                  |           |           | 100,000        | 3        | 52       | 4 000           |
| ENAT1 2022B T+2,5% | TN00U20VQY55  | NBV29 | 21     |          |          |                 | 100,000      | 0,00 %       | NC         |                  |           |           | 100,000        | 0        | 0        | 0               |
| ENAT1 2022 C 9,10% | TN5XXZ454U2   | NCF32 | 21     |          |          |                 | 100,000      | 0,00 %       | NC         |                  |           |           | 100,000        | 0        | 0        | 0               |
| ENAT1 2022CT+2,65% | TNQHMI7RIBR5  | NCV32 | 21     |          |          |                 | 100,000      | 0,00 %       | NC         |                  |           |           | 100,000        | 0        | 0        | 0               |
| ENAT1 HASSAN2022 A | TNCDR74CL701  | NHA27 | 21     |          |          |                 | 100,000      | 0,00 %       | NC         |                  |           |           | 100,000        | 0        | 0        | 0               |
| ENAT1 HASSAN2022 B | TNBH89XIP394  | NHB29 | 21     |          |          |                 | 100,000      | 0,00 %       | NC         |                  |           |           | 100,000        | 0        | 0        | 0               |
| ENAT1 HASSAN2022 C | TNW1CNSIM5T4  | NHC32 | 21     |          |          |                 | 100,000      | 0,00 %       | NC         |                  |           |           | 100,000        | 0        | 0        | 0               |
| ENAT22022 9,25%APP | TNJ1M1ZAWYG5  | NA2F7 | 21     |          |          |                 | 97,000       | 0,00 %       | NC         |                  |           |           | 99,000         | 4        | 23 155   | 246 822         |
| ENT2 22 T+2,15%APP | TNQCK0BPZ5A4  | NA2V7 | 21     |          |          |                 | 100,000      | 0,00 %       | NC         |                  |           |           | 100,000        | 1        | 1 500    | 15 830          |
| ENAT2 2022 9,35% B | TNQVHB5W22K2  | NB2F9 | 21     |          |          |                 | 97,100       | 0,00 %       | NC         |                  |           |           | 101,750        | 1        | 100      | 8 250           |
| ENAT22022 T+2,2% B | TNFOOWIRG8H7  | NB2V9 | 21     |          |          |                 | 100,000      | 0,00 %       | NC         |                  |           |           | 100,000        | 0        | 0        | 0               |
| ENAT2 2022 9,60% C | TN19EO2MTU05  | NC2F2 | 21     |          |          |                 | 100,700      | 0,00 %       | NC         |                  |           |           | 100,700        | 0        | 0        | 0               |
| ENAT2 2022T+2,40%C | TN11T1B0EPV4  | NC2V2 | 21     |          |          |                 | 100,000      | 0,00 %       | NC         |                  |           |           | 100,000        | 0        | 0        | 0               |
| ENAT2 HASSAN22 APP | TNM46OWVRP06  | NH2A7 | 21     |          |          |                 | 65,000       | 0,00 %       | NC         |                  |           |           | 65,000         | 0        | 0        | 0               |
| ENAT2 HASSAN2022 B | TNU9AUB15T16  | NH2B9 | 21     |          |          |                 | 100,000      | 0,00 %       | NC         |                  |           |           | 100,000        | 0        | 0        | 0               |
| ENAT2 HASSAN2022 C | TN714WHHNNWN4 | NH2C2 | 21     |          |          |                 | 100,000      | 0,00 %       | NC         |                  |           |           | 100,000        | 0        | 0        | 0               |
| ENAT32022 9,25%APP | TNXNSU5ILB12  | NA3F7 | 21     |          |          |                 | 98,000       | 0,00 %       | NC         |                  |           |           | 93,000         | 3        | 2 965    | 29 817          |
| ENT3 22 T+2,15%APP | TNWL1ODSWXK1  | NA3V7 | 21     |          |          |                 | 99,000       | 0,00 %       | NC         |                  |           |           | 99,000         | 0        | 0        | 0               |
| ENAT3 2022 9,35% B | TNRGVSCEDE36  | NB3F9 | 21     |          |          |                 | 100,170      | 0,00 %       | NC         |                  |           |           | 100,170        | 0        | 0        | 0               |
| ENAT32022 T+2,2% B | TN0JN6PVVH38  | NB3V9 | 21     |          |          |                 | 100,000      | 0,00 %       | NC         |                  |           |           | 100,000        | 0        | 0        | 0               |
| ENAT3 2022 9,60% C | TN4A4WPDZOC1  | NC3F2 | 21     |          |          |                 | 100,000      | 0,00 %       | NC         |                  |           |           | 100,000        | 0        | 0        | 0               |
| ENAT3 2022T+2,40%C | TNIZ090I5G66  | NC3V2 | 21     |          |          |                 | 100,000      | 0,00 %       | NC         |                  |           |           | 100,000        | 0        | 0        | 0               |
| ENAT42022 9,35%APP | TNOAYHSVTHY1  | NA4F7 | 21     |          |          |                 | 99,000       | 0,00 %       | NC         |                  |           |           | 99,000         | 3        | 6 201    | 63 723          |
| ENT4 2022 T+2% APP | TN2MVOGUKOAS  | NA4V7 | 21     |          |          |                 | 100,750      | 0,00 %       | NC         |                  |           |           | 100,750        | 0        | 0        | 0               |
| ENAT4 2022 9,4% B  | TNWRCSVYL730  | NB4F9 | 21     |          |          |                 | 100,000      | 0,00 %       | NC         |                  |           |           | 96,000         | 1        | 99       | 8 179           |
| ENAT42022T+2,05% B | TN7PM93UZP50  | NB4V9 | 21     |          |          |                 | 100,000      | 0,00 %       | NC         |                  |           |           | 100,000        | 0        | 0        | 0               |
| ENAT4 2022 9,60% C | TNEFCT8MYZ3   | NC4F2 | 21     |          |          |                 | 100,000      | 0,00 %       | NC         |                  |           |           | 100,000        | 0        | 0        | 0               |
| ENAT4 2022T+2,25%C | TNVFSFLG1FH4  | NC4V2 | 21     |          |          |                 | 100,000      | 0,00 %       | NC         |                  |           |           | 100,000        | 0        | 0        | 0               |
| ENAT4HASSAN2022APP | TNA3G5IE2961  | NH4A7 | 21     |          |          |                 | 100,000      | 0,00 %       | NC         |                  |           |           | 100,000        | 0        | 0        | 0               |
| ENAT4 HASSAN2022 C | TNQR5G236GA1  | NH4C2 | 21     |          |          |                 | 100,000      | 0,00 %       | NC         |                  |           |           | 100,000        | 0        | 0        | 0               |
| ENAT12023 9,75%APP | TN6DQ00BLT7   | NAF28 | 21     |          |          |                 | 97,000       | 0,00 %       | NC         |                  |           |           | 97,000         | 8        | 51 487   | 563 266         |
| ENT12023T+1,7% APP | TNBYTZTD19Z0  | NAV28 | 21     |          |          |                 | 100,000      | 0,00 %       | NC         |                  |           |           | 91,000         | 1        | 3 926    | 39 614          |
| ENAT1 2023         |               |       |        |          |          |                 |              |              |            |                  |           |           |                |          |          |                 |

| Séance du jour     |                              |               |       |        |          |          |                 |              |              |            |                   |           |           | Année 2026     |          |          |                 |
|--------------------|------------------------------|---------------|-------|--------|----------|----------|-----------------|--------------|--------------|------------|-------------------|-----------|-----------|----------------|----------|----------|-----------------|
| Valeur             | Emetteur                     | Code ISIN     | MNEMO | Groupe | Echanges | Quantité | Capitaux en TND | Clôture en % | Var. du Jour | Indicateur | VWAP Vieille en % | VWAP en % | Var. VWAP | Ouverture en % | Echanges | Quantité | Capitaux en TND |
| ▲                  |                              |               |       |        |          |          |                 |              |              |            |                   |           |           |                |          |          |                 |
| BTE0930 5.85%AP20  | BTE                          | TN0001300607  | BE10B | 21     |          |          |                 | 100,000      | 0,00 %       | NC         |                   |           |           | 100,000        | 0        | 0        | 0               |
| BTE0232 6.25%P20   | BTE                          | TN0001300623  | BE11F | 21     |          |          |                 | 100,000      | 0,00 %       | NC         |                   |           |           | 100,000        | 0        | 0        | 0               |
| BTEB0127 11,5%P7-2 | BTE                          | TN0001300680  | BE9BF | 21     |          |          |                 | 100,000      | 0,00 %       | NC         |                   |           |           | 100,000        | 0        | 0        | 0               |
| BTEB0127T+3,25P7-2 | BTE                          | TN0001300698  | BE9BV | 21     |          |          |                 | 100,000      | 0,00 %       | NC         |                   |           |           | 100,000        | 0        | 0        | 0               |
| BSA0627 8.75% P5PP | BIAT                         | TN059Z110G78  | B22AF | 21     |          |          |                 | 100,000      | 0,00 %       | NC         |                   |           |           | 100,000        | 0        | 0        | 0               |
| BSA0627T+2,55%P5PP | BIAT                         | TN2XZZTDCR70  | B22AV | 21     |          |          |                 | 100,000      | 0,00 %       | NC         |                   |           |           | 100,000        | 0        | 0        | 0               |
| BSB0627 8.75% P5   | BIAT                         | TNBLRFH965L4  | B22BF | 21     |          |          |                 | 100,130      | 0,00 %       | NC         |                   |           |           | 100,130        | 0        | 0        | 0               |
| BSB0627T+2,55% P5  | BIAT                         | TNUALDKV3B53  | B22BV | 21     |          |          |                 | 100,000      | 0,00 %       | NC         |                   |           |           | 100,000        | 0        | 0        | 0               |
| BSC0627 9.15% IF5  | BIAT                         | TNODT4SXV9P9  | B22CF | 21     |          |          |                 | 98,440       | 0,00 %       | NC         |                   |           |           | 98,440         | 0        | 0        | 0               |
| BSC0627T+2,95% IF5 | BIAT                         | TN9MG9S138K0  | B22CV | 21     |          |          |                 | 102,020      | 0,00 %       | NC         |                   |           |           | 91,720         | 2        | 3 280    | 362 836         |
| BSD0629 9.20% P7-2 | BIAT                         | TN8J8QFA4123  | B22DF | 21     |          |          |                 | 100,000      | 0,00 %       | NC         |                   |           |           | 100,000        | 0        | 0        | 0               |
| BSD0629 T+3% P7-2  | BIAT                         | TNG0JL11IN67  | B22DV | 21     |          |          |                 | 100,000      | 0,00 %       | NC         |                   |           |           | 100,000        | 0        | 0        | 0               |
| BSE0629 9.45% IF7  | BIAT                         | TNPZ2BZUFO23  | B22EF | 21     |          |          |                 | 100,000      | 0,00 %       | NC         |                   |           |           | 100,000        | 0        | 0        | 0               |
| BSE0629T+3,25% IF7 | BIAT                         | TN4IAOG1Z753  | B22EV | 21     |          |          |                 | 100,000      | 0,00 %       | NC         |                   |           |           | 100,000        | 0        | 0        | 0               |
| BSF0632 9.60%P10-5 | BIAT                         | TNGQ611JKPR4  | B22FF | 21     |          |          |                 | 100,000      | 0,00 %       | NC         |                   |           |           | 100,000        | 0        | 0        | 0               |
| BSF0632T+3,35P10-5 | BIAT                         | TNDJUT047V9   | B22FV | 21     |          |          |                 | 100,180      | 0,00 %       | NC         |                   |           |           | 100,180        | 0        | 0        | 0               |
| BSG0632 9.70% IF10 | BIAT                         | TNFSFT39R800  | B22GF | 21     |          |          |                 | 100,760      | 0,00 %       | NC         |                   |           |           | 100,760        | 0        | 0        | 0               |
| BSG0632T+3,45%IF10 | BIAT                         | TNHD4NKEWF69  | B22GV | 21     |          |          |                 | 100,000      | 0,00 %       | NC         |                   |           |           | 100,000        | 0        | 0        | 0               |
| BHSA1026T+2,55P5-1 | BH BANK                      | TNSH8NXC1WC4  | BS21A | 21     |          |          |                 | 101,170      | 0,00 %       | NC         |                   |           |           | 100,860        | 2        | 2 877    | 76 032          |
| BHSH1026T+2,7%INF5 | BH BANK                      | TNIHW049ARG5  | BS21B | 21     |          |          |                 | 100,000      | 0,00 %       | NC         |                   |           |           | 100,000        | 0        | 0        | 0               |
| BH SC1028 9.1%P7-2 | BH BANK                      | TN0PIDORGAE6  | BS21C | 21     |          |          |                 | 99,970       | 0,00 %       | NC         |                   |           |           | 99,970         | 0        | 0        | 0               |
| BHSD1028T+2,9%P7-2 | BH BANK                      | TNA4HARL4UU5  | BS21D | 21     |          |          |                 | 100,000      | 0,00 %       | NC         |                   |           |           | 100,000        | 0        | 0        | 0               |
| STB0528T+1,75%AP20 | STB                          | TN0002601003  | STB8C | 21     |          |          |                 | 100,000      | 0,00 %       | NC         |                   |           |           | 100,000        | 0        | 0        | 0               |
| STB0533 T+2,0%AP25 | STB                          | TN0002601011  | STB8D | 21     |          |          |                 | 100,000      | 0,00 %       | NC         |                   |           |           | 100,000        | 0        | 0        | 0               |
| STB SC1126 11%P7-2 | STB                          | TN0002601169  | S91CF | 21     |          |          |                 | 100,150      | 0,00 %       | NC         |                   |           |           | 100,150        | 0        | 0        | 0               |
| STBSC1126T+2,8P7-2 | STB                          | TN0002601177  | S91CV | 21     |          |          |                 | 100,000      | 0,00 %       | NC         |                   |           |           | 100,000        | 0        | 0        | 0               |
| STBSD1126 11,5%IF7 | STB                          | TN0002601185  | SB91D | 21     |          |          |                 | 100,000      | 0,00 %       | NC         |                   |           |           | 100,000        | 0        | 0        | 0               |
| STB SC0427 11%P7-2 | STB                          | TN0002601219  | S20CF | 21     |          |          |                 | 100,150      | 0,00 %       | NC         |                   |           |           | 100,150        | 0        | 0        | 0               |
| STBSA0127 8.7% AP5 | STB                          | TNWQSQSMZ65V8 | S21AF | 21     |          |          |                 | 99,520       | 0,00 %       | NC         |                   |           |           | 99,520         | 0        | 0        | 0               |
| STBSA0127T+2,3%AP5 | STB                          | TN8X3GZLYOR8  | S21AV | 21     |          |          |                 | 98,820       | 0,00 %       | NC         |                   |           |           | 98,820         | 0        | 0        | 0               |
| STBSB0127 8.95%IF5 | STB                          | TNTGLIP3KDL6  | S21BF | 21     |          |          |                 | 100,000      | 0,00 %       | NC         |                   |           |           | 100,000        | 0        | 0        | 0               |
| STBSB0127T+2,55IF5 | STB                          | TN4UMPL967X2  | S21BV | 21     |          |          |                 | 100,000      | 0,00 %       | NC         |                   |           |           | 100,000        | 0        | 0        | 0               |
| STBSC0127 9.1% AP5 | STB                          | TNXFR5BNBPM9  | S21CF | 21     |          |          |                 | 100,000      | 0,00 %       | NC         |                   |           |           | 100,000        | 0        | 0        | 0               |
| STBSC0127T+2,7%AP5 | STB                          | TN2MYCP047G7  | S21CV | 21     |          |          |                 | 100,000      | 0,00 %       | NC         |                   |           |           | 100,000        | 0        | 0        | 0               |
| STBSD0127 9.35%IF5 | STB                          | TNL622LXMEP5  | S21DF | 21     |          |          |                 | 100,000      | 0,00 %       | NC         |                   |           |           | 100,000        | 0        | 0        | 0               |
| STBSE0127 8.7% AP5 | STB                          | TNOR77XCOAH0  | S21EF | 21     |          |          |                 | 100,000      | 0,00 %       | NC         |                   |           |           | 100,000        | 0        | 0        | 0               |
| AB0528 7,0%AP20    | AB                           | TN0003400330  | ABS8B | 21     |          |          |                 | 100,000      | 0,00 %       | NC         |                   |           |           | 100,000        | 0        | 0        | 0               |
| ABSC0228 9,4%AP7-2 | AB                           | TN0003400678  | ABS3C | 21     |          |          |                 | 100,000      | 0,00 %       | NC         |                   |           |           | 100,000        | 0        | 0        | 0               |
| AB SA0428T+2,7P7-2 | AB                           | TN0003400686  | ABS1A | 21     |          |          |                 | 100,000      | 0,00 %       | NC         |                   |           |           | 100,000        | 0        | 0        | 0               |
| AB SB0431T+2,8AP10 | AB                           | TN0003400694  | ABS1B | 21     |          |          |                 | 100,000      | 0,00 %       | NC         |                   |           |           | 100,000        | 0        | 0        | 0               |
| ABSA1028 10,05%AP5 | AB                           | TNDE9EH7SA12  | AB3AF | 21     |          |          |                 | 100,000      | 0,00 %       | NC         |                   |           |           | 100,000        | 0        | 0        | 0               |
| ABSA1028T+2,15%AP5 | AB                           | TNL8PGUB9C93  | AB3AV | 21     |          |          |                 | 100,000      | 0,00 %       | NC         |                   |           |           | 100,000        | 0        | 0        | 0               |
| ABSC1030 10,2%P7-2 | AB                           | TN5PTKYMCD13  | AB3CF | 21     |          |          |                 | 100,000      | 0,00 %       | NC         |                   |           |           | 100,000        | 0        | 0        | 0               |
| ABSC1030T+2,3%P7-2 | AB                           | TNTMT1DJ45H4  | AB3CV | 21     |          |          |                 | 100,000      | 0,00 %       | NC         |                   |           |           | 100,000        | 0        | 0        | 0               |
| ABSD1030 10,3% IF7 | AB                           | TN0GGA4FRX47  | AB3DF | 21     |          |          |                 | 100,000      | 0,00 %       | NC         |                   |           |           | 100,000        | 0        | 0        | 0               |
| ABSD1030 T+2,4%IF7 | AB                           | TNR3ZRJWC984  | AB3DV | 21     |          |          |                 | 100,000      | 0,00 %       | NC         |                   |           |           | 100,000        | 0        | 0        | 0               |
| ABSA1130T+1,65%AP5 | AB                           | TN9K7QIECB53  | ABS5A | 21     |          |          |                 | 100,000      | 0,00 %       | NC         |                   |           |           | 100,000        | 2        | 35       | 3 599           |
| ABSB1132T+1,75P7-2 | AB                           | TNA3Z7AYXX2   | ABS5B | 21     |          |          |                 | 100,000      | 0,00 %       | NC         |                   |           |           | 100,000        | 1        | 30 000   | 3 070 222       |
| ATB0527T+1,75%AP20 | ATB                          | TN0003600491  | ATB7C | 21     |          |          |                 | 100,000      | 0,00 %       | NC         |                   |           |           | 100,000        | 0        | 0        | 0               |
| ATB0532T+2,0%AP25  | ATB                          | TN0003600509  | ATB7D | 21     |          |          |                 | 100,000      | 0,00 %       | NC         |                   |           |           | 100,000        | 0        | 0        | 0               |
| ATB0529 5,9%P20-5  | ATB                          | TN0003600582  | ATB82 | 21     |          |          |                 | 100,000      | 0,00 %       | NC         |                   |           |           | 100,000        | 0        | 0        | 0               |
| ATBSB0328T+2,1AP10 | ATB                          | TN0003600657  | ATB5B | 21     |          |          |                 | 100,000      | 0,00 %       | NC         |                   |           |           | 100,000        | 0        | 0        | 0               |
| UIB0729 5,85%AP20  | UIB                          | TN0003900248  | UB91C | 21     |          |          |                 | 95,000       | 0,00 %       | NC         |                   |           |           | 95,000         | 0        | 0        | 0               |
| UIB0831 6,3%P20    | UIB                          | TN0003900263  | U111B | 21     |          |          |                 | 93,850       | 0,00 %       | NC         |                   |           |           | 91,600         | 3        | 8 743    | 256 028         |
| UIB0133 6,70% AP20 | UIB                          | TN0003900305  | UB21C | 21     |          |          |                 | 100,000      | 0,00 %       | NC         |                   |           |           | 100,000        | 0        | 0        | 0               |
| BTk0230 5,85%P20   | BTk                          | TN0004620142  | BTk9D | 21     |          |          |                 | 100,000      | 0,00 %       | NC         |                   |           |           | 100,000        | 0        | 0        | 0               |
| BTk0130 T+2,5% AP5 | BTk                          | TN3Z8BRRN997  | BTk24 | 21     |          |          |                 | 100,000      | 0,00 %       | NC         |                   |           |           | 100,000        | 0        | 0        | 0               |
| WIBIC0626 10,75%P7 | WIFACK INTERNATIONAL BANK    | TN0007200199  | WB19C | 21     |          |          |                 | 98,000       | 0,00 %       | NC         |                   |           |           | 98,000         | 0        | 0        | 0               |
| WIB ID 0626 11%P7  | WIFACK INTERNATIONAL BANK    | TN0007200207  | WB19D | 21     |          |          |                 | 100,000      | 0,00 %       | NC         |                   |           |           | 100,000        | 0        | 0        | 0               |
| WIB A 0128 9,25%P5 | WIFACK INTERNATIONAL BANK    | TNR4CLXNS261  | WB22A | 21     |          |          |                 | 100,000      | 0,00 %       | NC         |                   |           |           | 100,000        | 0        | 0        | 0               |
| WIBB0130 9,75%P7-2 | WIFACK INTERNATIONAL BANK    | TN6K3B3UUB12  | WB22B | 21     |          |          |                 | 100,000      | 0,00 %       | NC         |                   |           |           | 100,000        | 0        | 0        | 0               |
| WC0133 10,25%P10-2 | WIFACK INTERNATIONAL BANK    | TNMC9HTB5A4   | WB22C | 21     |          |          |                 | 100,000      | 0,00 %       | NC         |                   |           |           | 100,000        | 0        | 0        | 0               |
| ABCB0627 11,5%P7-2 | ABC TUNISIE                  | TN0007780075  | AC20B | 21     |          |          |                 | 100,000      | 0,00 %       | NC         |                   |           |           | 100,000        | 0        | 0        | 0               |
| TL B0626 11,7%P7-2 | TUNISIE LEASING ET FACTORING | TN0002102127  | T91BF | 21     |          |          |                 | 102,630      | 0,00 %       | NC         |                   |           |           | 102,630        | 0        | 0        | 0               |
| TLFA0426 9,70%AP5  | TUNISIE LEASING ET FACTORING | TN0002102150  | T211A | 21     |          |          |                 | 100,100      | 0,00 %       | NC         |                   |           |           | 99,510         | 1        | 250      | 5 470           |
| TLF SA1026 9,8%AP5 | TUNISIE LEASING ET FACTORING | TNZ5BU7F6WY7  | T215A | 21     |          |          |                 | 100,880      | 0,00 %       | NC         |                   |           |           | 100,880        | 0        | 0        | 0               |
| TLF 0427 9,6% AP5  | TUNISIE LEASING ET FACTORING | TNYJL6N2AE6   | TL22F | 21     |          |          |                 | 100,440      | 0,00 %       | NC         |                   |           |           | 100,440        | 0        | 0        | 0               |
| TLF0427 T+2,75%AP5 | TUNISIE LEASING ET FACTORING | TNKU48FZVRH1  | TL22V | 21     |          |          |                 | 100,000      | 0,00 %       | NC         |                   |           |           | 100,000        | 0        | 0        | 0               |
| TLF 1027 10% AP5   | TUNISIE LEASING ET FACTORING | TNXIY8MEDJE3  | T222F | 21     |          |          |                 | 100,000      | 0,00 %       | NC         |                   |           |           | 100,000        | 0        | 0        | 0               |
| TLF1027 T+2,75%AP5 | TUNISIE LEASING ET FACTORING | TNR0099VZUY8  | T222V | 21     |          |          |                 | 100,000      | 0,00 %       | NC         |                   |           |           | 100,000        | 0        | 0        | 0               |
| TLF0428 10,55% AP5 | TUNISIE LEASING ET FACTORING | TN99P72UER9   | TL231 | 21     |          |          |                 | 100,000      | 0,00 %       | NC         |                   |           |           | 100,000        | 0        | 0        | 0               |
| TLF0129 10,70% AP5 | TUNISIE LEASING ET FACTORING | TNMCJHUZPRD0  | TL23F | 21     |          |          |                 | 101,900      | 0,00 %       | NC         |                   |           |           | 99,130         | 2        | 3 740    | 234 058         |
| TLF0129T+2,5%AP5   | TUNISIE LEASING ET FACTORING | TNQYE48RCJ72  | TL23V | 21     |          |          |                 | 100,000      | 0,00 %       | NC         |                   |           |           | 100,000        | 0        | 0        | 0               |
| TLF0529 10,60% AP5 | TUNISIE LEASING ET FACTORING | TN45CYEIVY5   | TL24F | 21     |          |          |                 | 100,000      | 0,00 %       | NC         |                   |           |           | 100,000        | 0        | 0        | 0               |
| TLF 0529T+2,5% AP5 | TUNISIE LEASING ET FACTORING | TNUSNP2H8PH1  | TL24V | 21     |          |          |                 | 100,000      | 0,00 %       | NC         |                   |           |           | 100,000        | 0        | 0        | 0               |
| TLF0929 10,50% AP5 | TUNISIE LEASING ET FACTORING | TNIPE0B20LR6  | T242F | 21     |          |          |                 | 100,000      | 0,00 %       | NC         |                   |           |           | 100,000        | 0        | 0        | 0               |
| TLF0929 T+2,5% AP5 | TUNISIE LEASING ET FACTORING | TNP89T6GPQD0  | T242V | 21     |          |          |                 | 100,000      | 0,00 %       | NC         |                   |           |           | 100,000        | 0        | 0        | 0               |
| TLF 0530 10% AP5   | TUNISIE LEASING ET FACTORING | TNQ8KNUQ09D7  | TL251 | 21     |          |          |                 | 100,000      | 0,00 %       | NC         |                   |           |           | 100,000        | 1        | 1 100    | 118 438         |
| TLFS1130 9,25% AP5 | TUNISIE LEASING ET FACTORING | TNMTWPZD31L4  | TL525 | 21     |          |          |                 | 100,000      | 0,00 %       | NC         |                   |           |           | 100,000        | 0        | 0        | 0               |
| CIL0628 10,55% AP5 | CIL                          | TNY1F6BOX6F5  | CL23F | 21     |          |          |                 | 100,000      | 0,00 %       | NC         |                   |           |           | 100,000        | 0        | 0        | 0               |
| ATL A0127 9,6% AP5 | ATL                          | TNFUHZ3R7VR5  | AT21A | 21     |          |          |                 | 100,900      | 0,00 %       | NC         |                   |           |           | 99,580         | 2        | 1 820    | 37 455          |
| ATL B0129 9,8%P7-2 | ATL                          | TN6KZZZEJ5N2  | AT21B | 21     |          |          |                 | 100,000      | 0,00 %       | NC         |                   |           |           | 100,000        | 0        |          |                 |

589 492

Capitaux traités sur l'année en TND

Cotation électronique

| Echanges | Quantité | Capitaux en TND |
|----------|----------|-----------------|
| 38       | 2 724    | 25 760          |

Répartition par catégorie de donneurs d'ordres

| Achat        | Echanges  | Quantité     | Capitaux en TND | Capitaux en %  |
|--------------|-----------|--------------|-----------------|----------------|
| T. Libre     | 38        | 2 724        | 25 760          | 100,00%        |
| <b>Total</b> | <b>38</b> | <b>2 724</b> | <b>25 760</b>   | <b>100,00%</b> |

| Vente        | Echanges  | Quantité     | Capitaux en TND | Capitaux en %  |
|--------------|-----------|--------------|-----------------|----------------|
| T. Libre     | 38        | 2 724        | 25 760          | 100,00%        |
| <b>Total</b> | <b>38</b> | <b>2 724</b> | <b>25 760</b>   | <b>100,00%</b> |

Cotation sur Panneaux : Les enchères

| Echanges | Quantité | Capitaux en TND |
|----------|----------|-----------------|
| 24       | 14 622   | 563 732         |

Répartition par catégorie de donneurs d'ordres

| Achat        | Echanges  | Quantité      | Capitaux en TND | Capitaux en %  |
|--------------|-----------|---------------|-----------------|----------------|
| T.Libre      | 24        | 14 622        | 563 732         | 100,00%        |
| <b>Total</b> | <b>24</b> | <b>14 622</b> | <b>563 732</b>  | <b>100,00%</b> |

| Vente        | Echanges  | Quantité      | Capitaux en TND | Capitaux en %  |
|--------------|-----------|---------------|-----------------|----------------|
| T.Libre      | 24        | 14 622        | 563 732         | 100,00%        |
| <b>Total</b> | <b>24</b> | <b>14 622</b> | <b>563 732</b>  | <b>100,00%</b> |

Le Marché Hors Cote : Activité par valeur sur le système de cotation électronique

| Séance du jour    |              |       |        |          |          |                 |         |              |            |             |       |           | Année 2026 |                  |           |              |                 |
|-------------------|--------------|-------|--------|----------|----------|-----------------|---------|--------------|------------|-------------|-------|-----------|------------|------------------|-----------|--------------|-----------------|
| Valeur            | Code ISIN    | MNEMO | Groupe | Echanges | Quantité | Capitaux en TND | Clôture | Var. du Jour | Indicateur | VWAP Veille | VWAP  | Var. VWAP | Ouverture  | Rendement annuel | Echanges  | Quantité     | Capitaux en TND |
| SITEX             | TN0004300307 | SITEX | 13     |          |          |                 | 2,990   | 0,00 %       | NC         |             |       |           | 2,410      | 24,07 %          | 2         | 2            | 6               |
| STE TUN. DU SUCRE | TN0006170013 | STS   | 13     | 1        | 6        | 60              | 9,920   | -0,20 %      |            | 9,940       | 9,920 | -0,20 %   | 9,600      | 3,33 %           | 36        | 2 722        | 25 754          |
| <b>Total</b>      |              |       |        | <b>1</b> | <b>6</b> | <b>60</b>       |         |              |            |             |       |           |            |                  | <b>38</b> | <b>2 724</b> | <b>25 760</b>   |