

27 avril 2026

| LU | MA | ME | JE | VE | SA | DI |
|----|----|----|----|----|----|----|
| | | 01 | 02 | 03 | 04 | 05 |
| 06 | 07 | 08 | 09 | 10 | 11 | 12 |
| 13 | 14 | 15 | 16 | 17 | 18 | 19 |
| 20 | 21 | 22 | 23 | 24 | 25 | 26 |
| 27 | 28 | 29 | 30 | | | |

PHYSIONOMIE BOURSIÈRE 2026

Sommaire

■ Indicateurs & Activité des marchés

2

■ Marché Principal : Palmarès

4

■ Marché Principal : par compartiment & par groupe de cotation

6

■ Marché Principal : par catégorie d'avoirs

■ Marché Obligataire

9

■ Marché Hors Cote

10

■ Récap sur l'année

■ Instruments

20

Indicateurs & Activité des marchés

Séance du 27/04/2026

Cap.Boursière (MD) **41 230**

Var. du jour : **0,16%**

Var. annuelle : **18,93%**

| Marchés | Echanges bloc | Quantité bloc | Capitaux bloc | Echanges | Quantité | Capitaux (TND) |
|------------------|---------------|---------------|---------------|----------|----------|----------------|
| Marché Principal | 0 | 0 | 0 | 3311 | 811 209 | 10 475 687 |

| Sociétés Cotées | Hausse | Baisse | Inchangé | NC | Suspendu |
|-----------------|--------|--------|----------|----|----------|
| 75 | 22 | 27 | 14 | 10 | 2 |

Capitaux traités en TND

Séance du jour

10 478 423

Total

10 475 687

Cote : Titres de capital

355

Cote : Titres de créance

2 380

Hors Cote

1

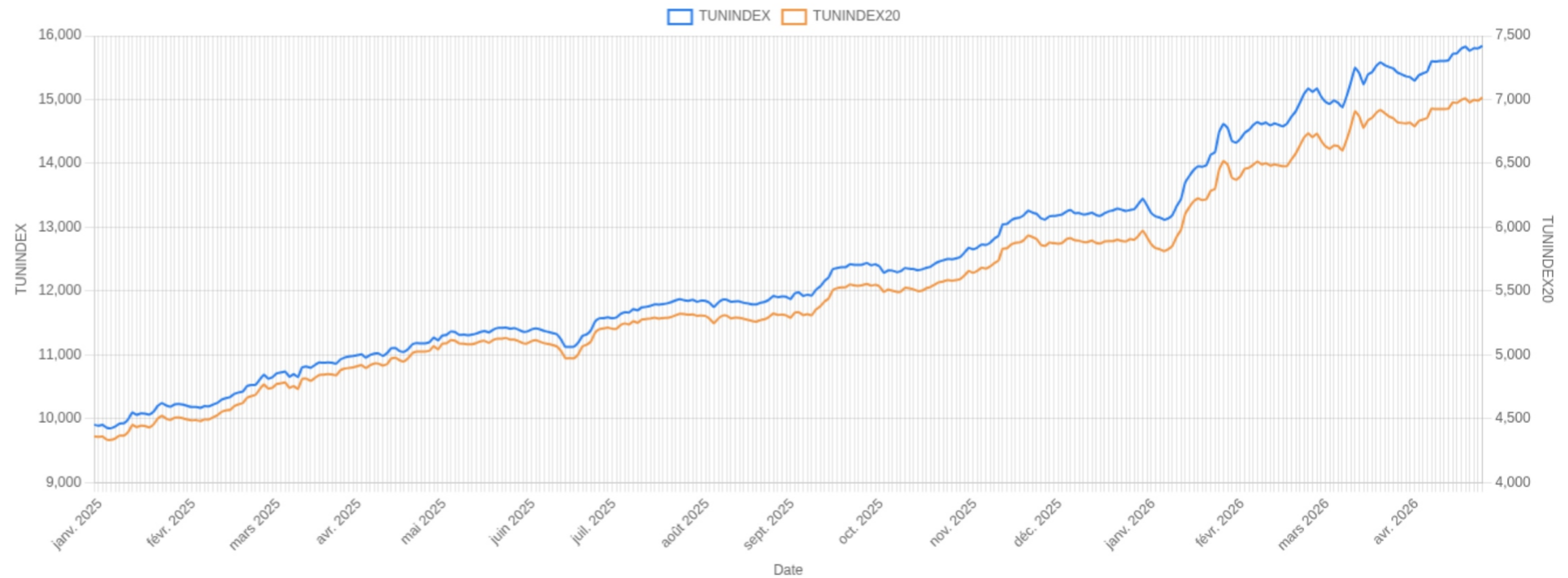
Enregistrements

0

Déclarations

| TUNINDEX | Var. du jour | Plus haut de l'année | Plus bas de l'année |
|------------------|---------------|----------------------|---------------------|
| 15 844,14 | 0,25% | 15 844,14 | 13 119,98 |
| | Var. annuelle | 27/04/2026 | 08/01/2026 |
| | 17,80% | | |

| TUNINDEX20 | Var. du jour | Plus haut de l'année | Plus bas de l'année |
|-----------------|---------------|----------------------|---------------------|
| 7 016,46 | 0,34% | 7 016,46 | 5 814,06 |
| | Var. annuelle | 27/04/2026 | 08/01/2026 |
| | 17,42% | | |



Quantités traitées

Séance du jour

811 493

Total

811 209

Cote : Titres de capital

74

Cote : Titres de créance

200

Hors Cote

10

Enregistrements

0

Déclarations

| Indices sectoriels | Indice du jour | Indice veille | Var. du jour | Var. sur l'année | Poids dans TUNINDEX | Plus haut de l'année | Plus bas de l'année |
|--|----------------|---------------|--------------|------------------|---------------------|----------------------|---------------------|
| INDICES DES SOCIETES FINANCIERES | 12 195,45 | 12 168,94 | 0,22% | 16,99% | 63,01% | 23/03/2026 | 12 399,52 |
| INDICES DES BANQUES | 11 318,06 | 11 286,86 | 0,28% | 17,05% | 55,30% | 23/03/2026 | 11 557,10 |
| INDICES DES ASSURANCE | 22 882,83 | 22 849,78 | 0,14% | 15,53% | 4,28% | 21/04/2026 | 22 921,42 |
| INDICES DES SERVICES FINANCIERS | 22 050,87 | 22 188,60 | -0,62% | 17,72% | 3,42% | 25/03/2026 | 22 592,47 |
| INDICES DES SERVICES AUX CONSOMMATEURS | 6 198,31 | 6 084,06 | 1,88% | 24,36% | 3,61% | 23/03/2026 | 6 264,35 |
| INDICES DE DISTRIBUTION | 9 765,41 | 9 585,42 | 1,88% | 24,36% | 3,61% | 23/03/2026 | 9 869,46 |
| INDICES DES BIENS DE CONSOMMATION | 13 396,44 | 13 381,35 | 0,11% | 17,99% | 21,52% | 21/04/2026 | 13 441,80 |
| INDICES AGRO ALIMENTAIRE ET BOISSONS | 17 406,20 | 17 335,49 | 0,41% | 23,76% | 17,25% | 27/04/2026 | 17 406,20 |
| INDICES DES PRODUITS MENAGERS ET DE SOIN PERSONNEL | 3 520,05 | 3 557,85 | -1,06% | -0,72% | 4,27% | 15/01/2026 | 3 719,77 |
| INDICES DES INDUSTRIES | 2 240,42 | 2 226,86 | 0,61% | 24,42% | 7,83% | 27/04/2026 | 2 240,42 |
| INDICES DE BATIMENT ET MATERIAUX DE CONSTRUCTION | 812,27 | 819,11 | -0,84% | 4,34% | 2,96% | 20/04/2026 | 830,87 |
| INDICES DES MATERIAUX DE BASE | 7 175,76 | 7 240,85 | -0,90% | 5,61% | 1,84% | 26/03/2026 | 8 042,04 |

Nombre de transactions

Séance du jour

3 316

Total

3 311

Cote : Titres de capital

1

Cote : Titres de créance

2

Hors Cote

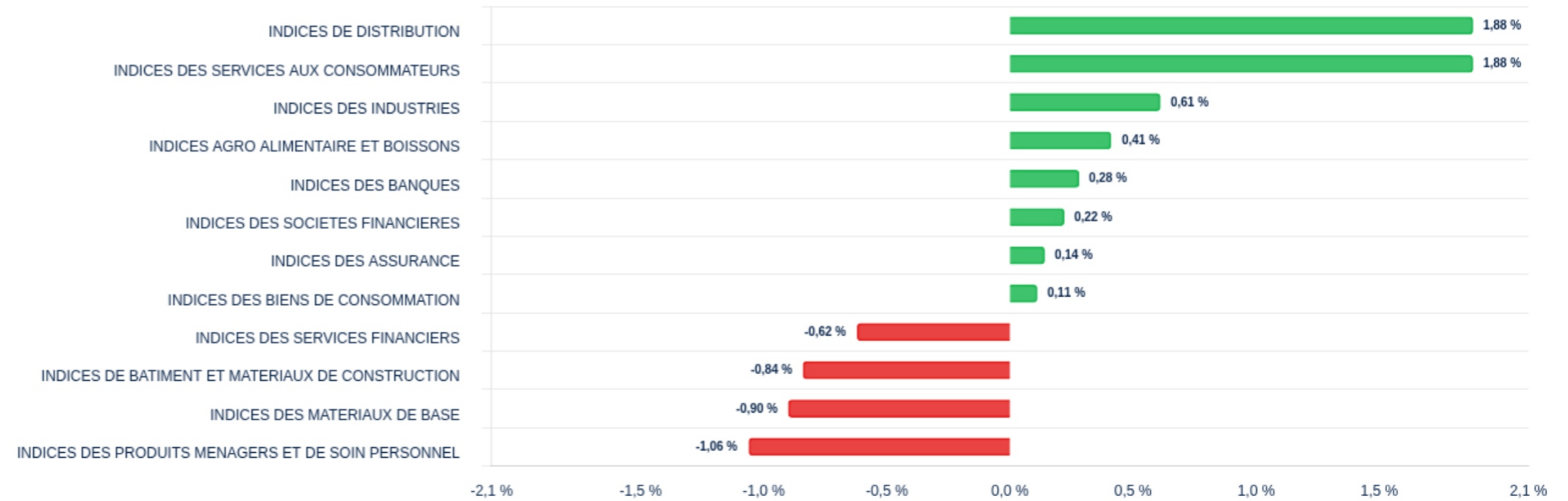
2

Enregistrements

0

Déclarations

Variation journalière des indices sectoriels

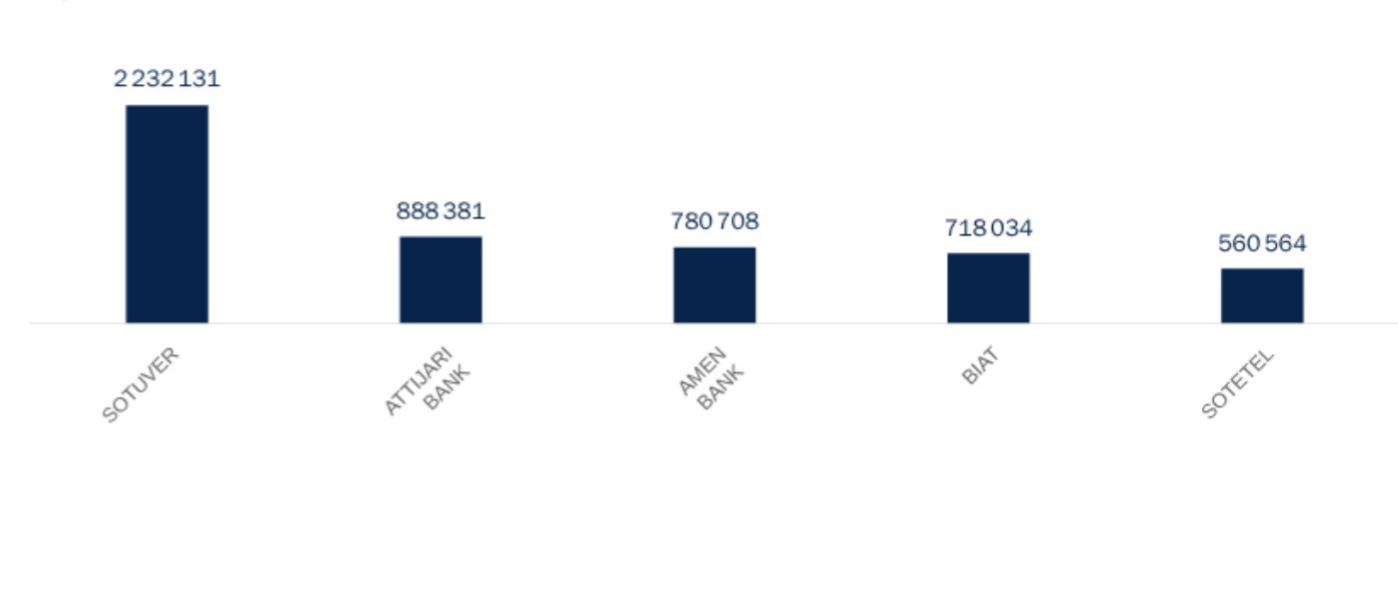


Marché Principal : Palmarès

Valeurs les plus actives

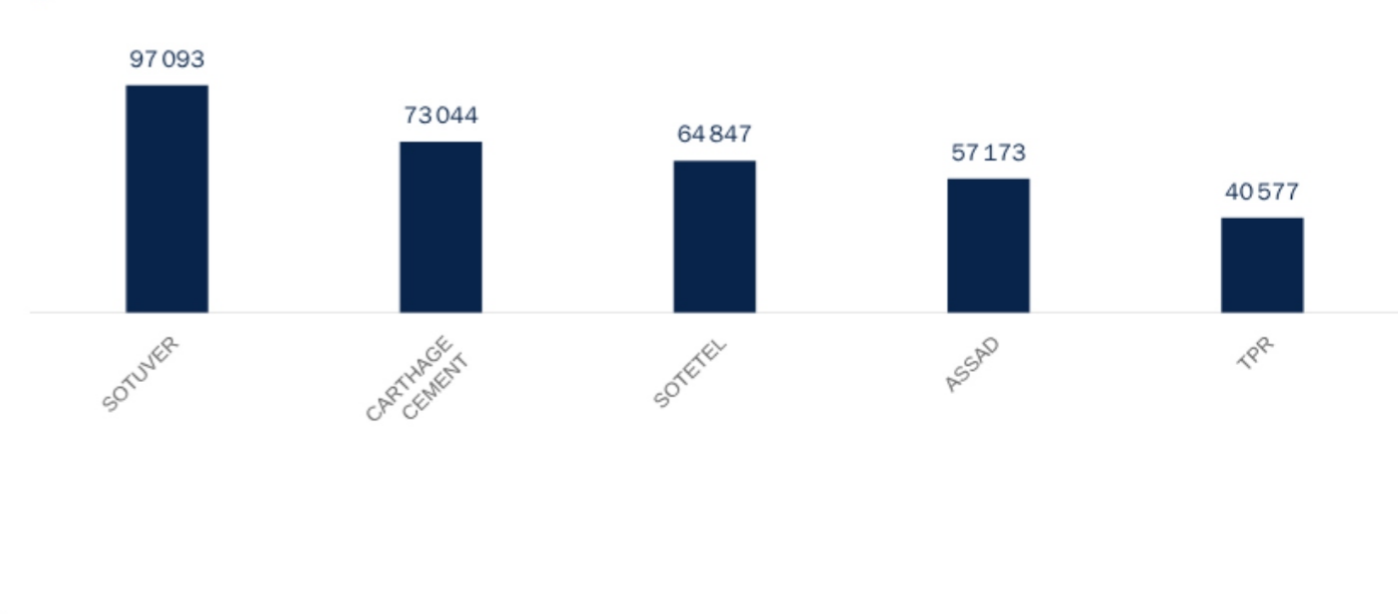
| Valeur | Compartiment | Groupe | Capitaux en TND ▼ |
|---------------|--------------|--------|-------------------|
| SOTUVER | A | 11 | 2 232 131 |
| ATTIJARI BANK | A | 11 | 888 381 |
| AMEN BANK | A | 11 | 780 708 |
| BIAT | A | 11 | 718 034 |
| SOTETEL | B | 11 | 560 564 |

Capitaux en TND

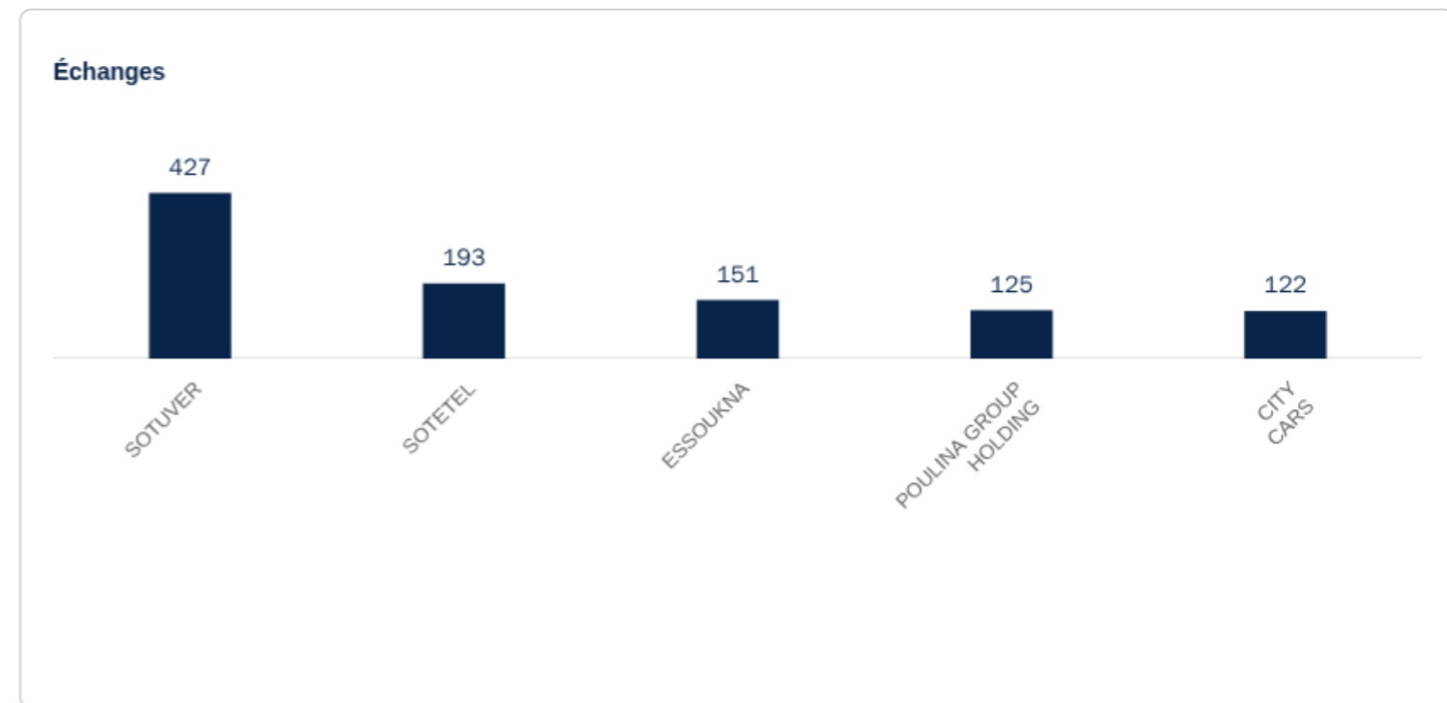


| Valeur | Compartiment | Groupe | Quantité ▼ |
|-----------------|--------------|--------|------------|
| SOTUVER | A | 11 | 97 093 |
| CARTHAGE CEMENT | A | 11 | 73 044 |
| SOTETEL | B | 11 | 64 847 |
| ASSAD | S | 99 | 57 173 |
| TPR | A | 11 | 40 577 |

Quantité

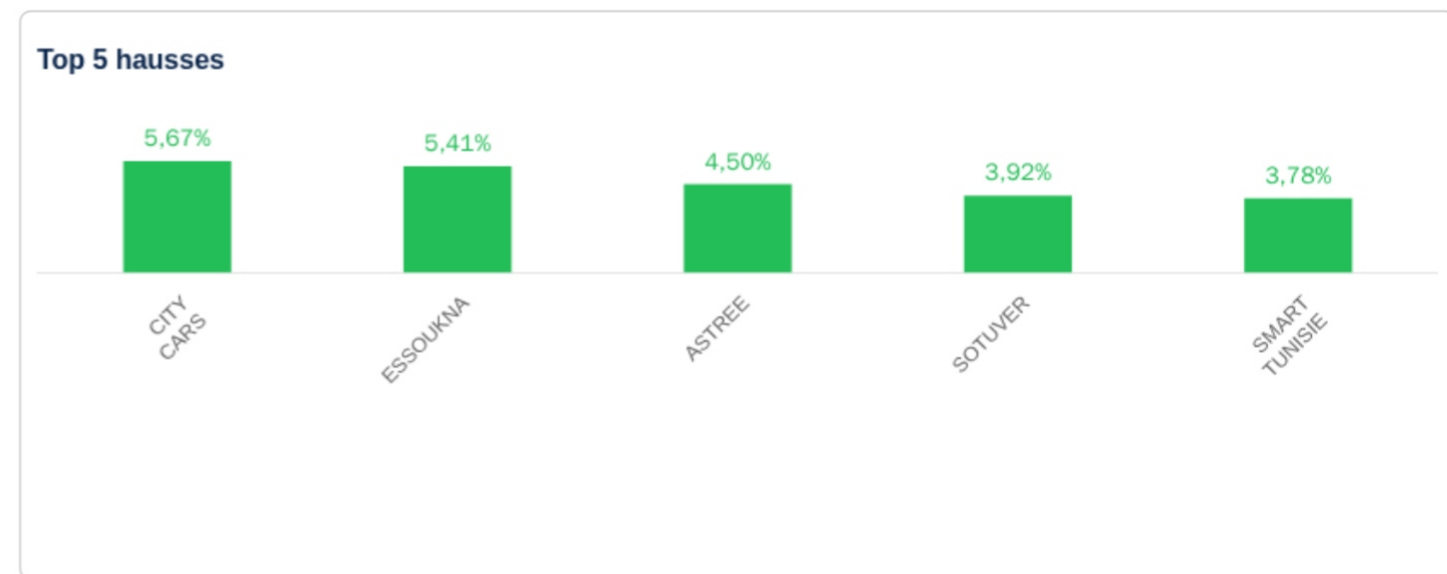


| Valeur | Compartiment | Groupe | Échanges ▼ |
|-----------------------|--------------|--------|------------|
| SOTUVER | A | 11 | 427 |
| SOTETEL | B | 11 | 193 |
| ESSOUKNA | B | 11 | 151 |
| POULINA GROUP HOLDING | A | 11 | 125 |
| CITY CARS | A | 11 | 122 |

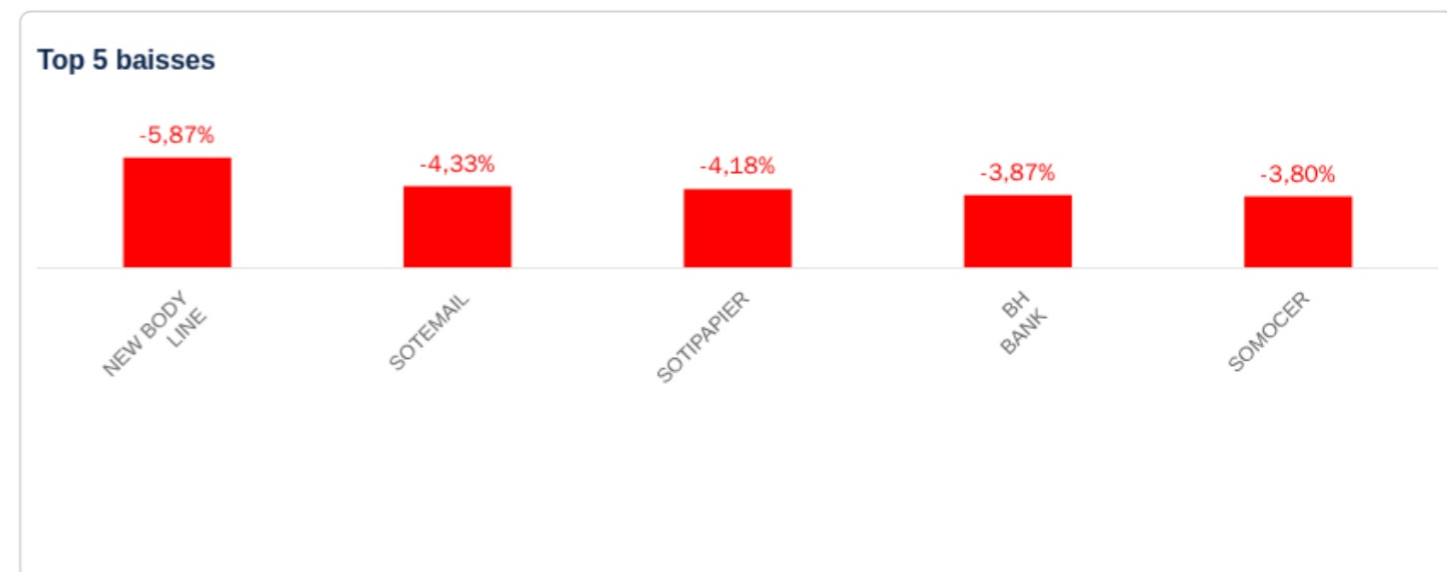


Principaux écarts

| Valeur | Groupe | Cours de Clôture | Var. du Jour ▼ |
|---------------|--------|------------------|----------------|
| CITY CARS | 11 | 22,540 | 5,67% |
| ESSOUKNA | 11 | 3,900 | 5,41% |
| ASTREE | 12 | 65,040 | 4,50% |
| SOTUVER | 11 | 23,350 | 3,92% |
| SMART TUNISIE | 11 | 28,020 | 3,78% |



| Valeur | Groupe | Cours de Clôture | Var. du Jour ▼ |
|---------------|--------|------------------|----------------|
| NEW BODY LINE | 11 | 4,010 | -5,87% |
| SOTEMAIL | 99 | 2,870 | -4,33% |
| SOTIPAPIER | 11 | 2,750 | -4,18% |
| BH BANK | 11 | 10,190 | -3,87% |
| SOMOCER | 99 | 0,760 | -3,80% |

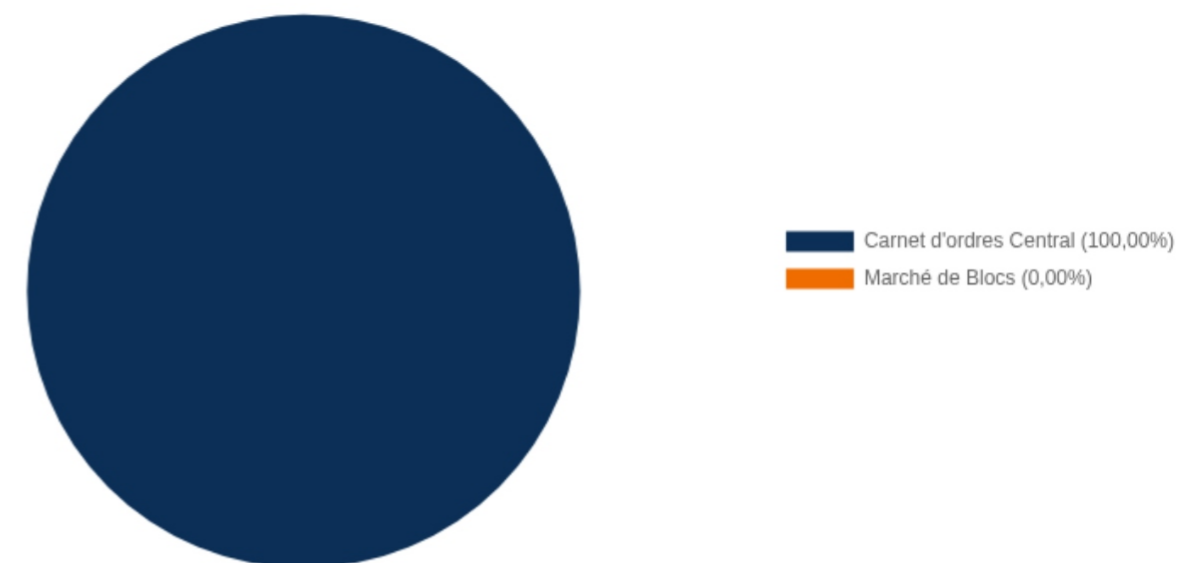


Marché Principal : par compartiment & par groupe de cotation

Répartition du volume entre Carnet d'ordres central et Marchés de blocs

| Marché | Échanges | Quantité | Capitaux en TND | Capitaux en % ▼ |
|-------------------------|--------------|----------------|-------------------|-----------------|
| Carnet d'ordres Central | 3 311 | 811 209 | 10 475 687 | 100,00% |
| Marché de Blocs | 0 | 0 | 0 | 0,00% |
| Total | 3 311 | 811 209 | 10 475 687 | 100,00% |

Répartition du volume entre Carnet d'ordres central et Marché de blocs



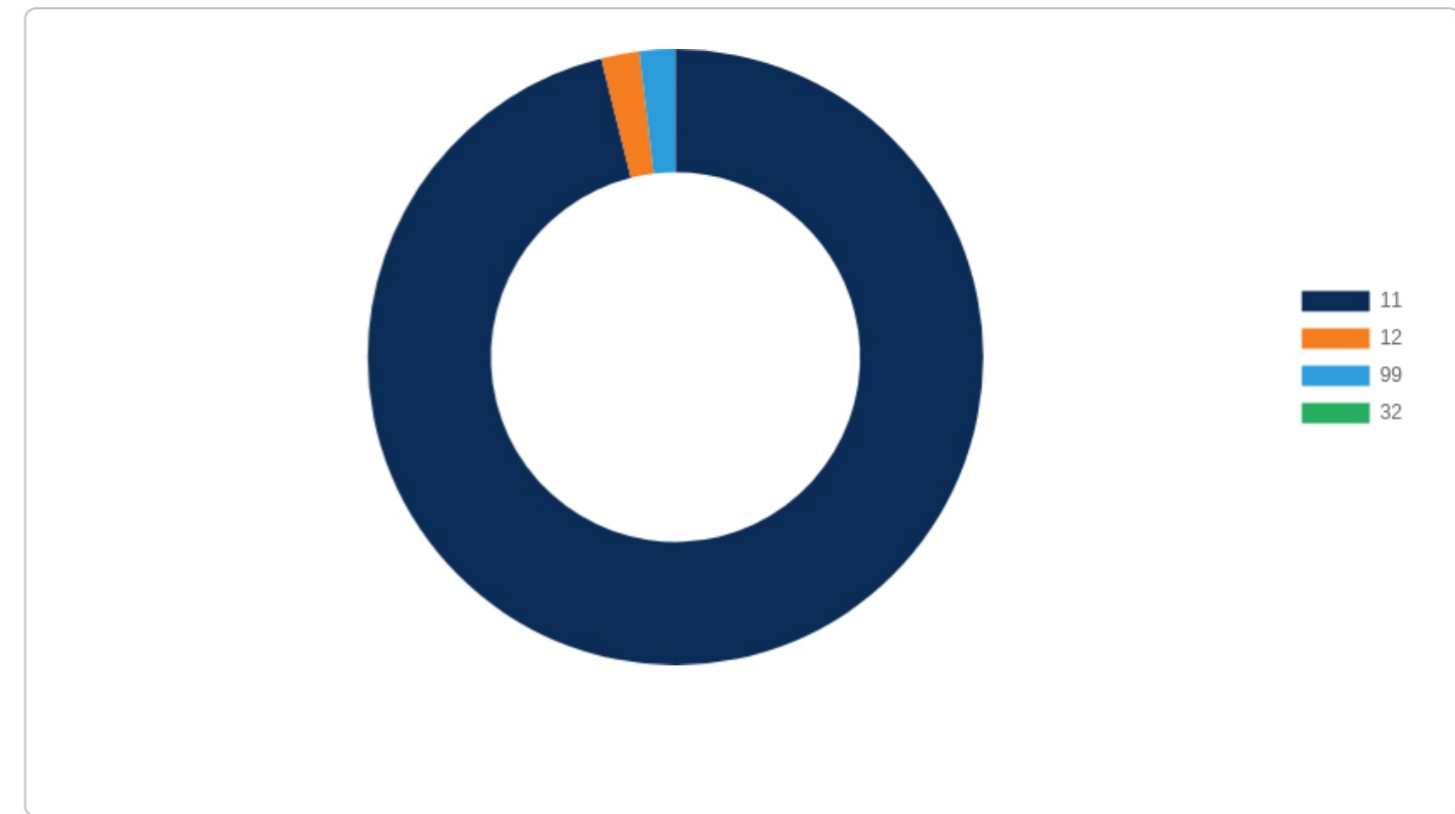
Répartition du volume par Compartiment

| Compartiment | Échanges | Quantité | Capitaux en TND | Capitaux en % ▼ |
|--------------|--------------|----------------|-------------------|-----------------|
| A | 1 939 | 471 851 | 8 091 633 | 77,24% |
| B | 1 233 | 250 547 | 2 189 011 | 20,90% |
| S | 139 | 88 811 | 195 043 | 1,86% |
| Total | 3 311 | 811 209 | 10 475 687 | 100,00% |



Répartition du volume par groupe de cotation

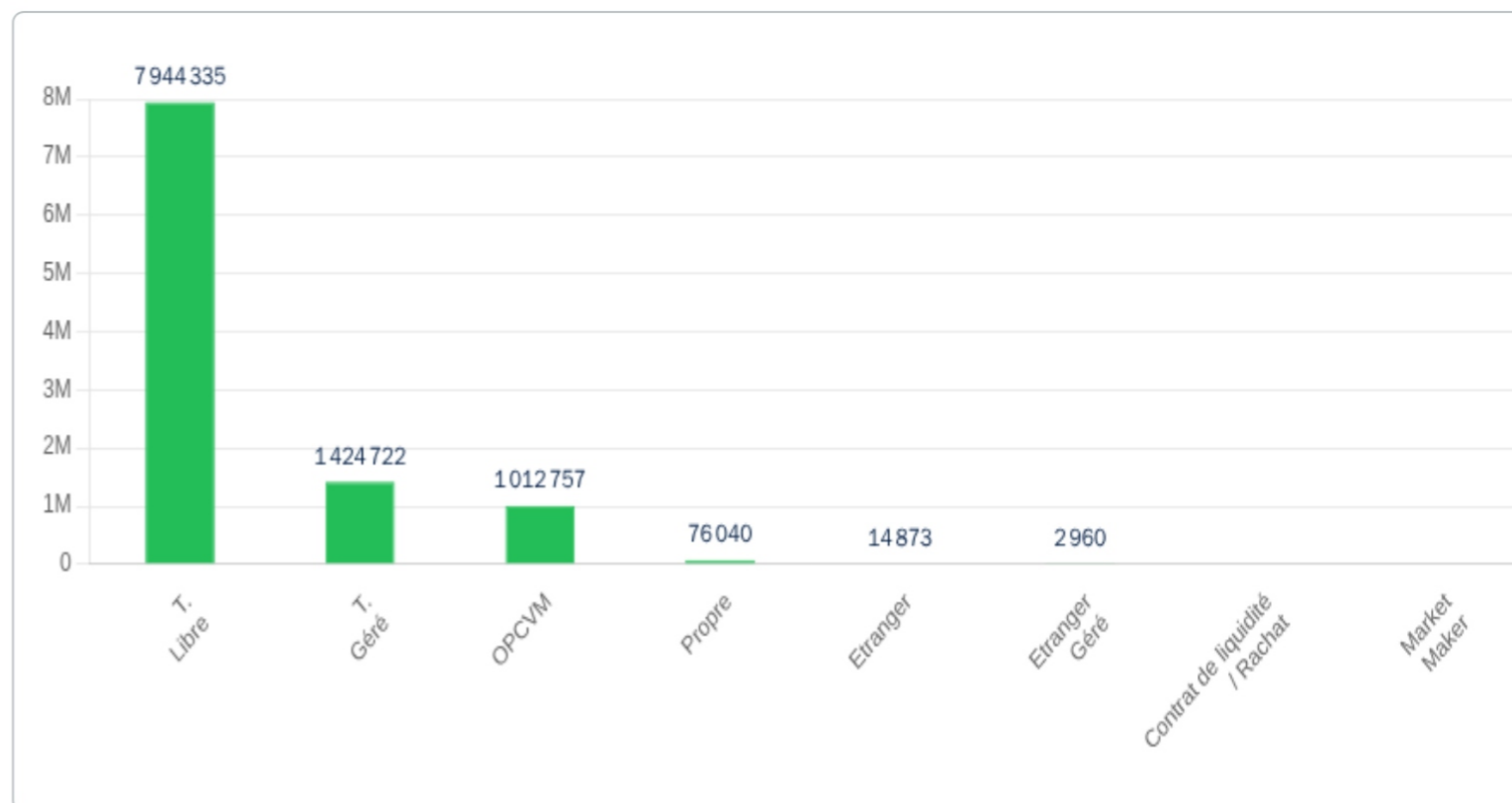
| Groupe de cotation | Échanges | Quantité | Capitaux en TND | Capitaux en % ▼ |
|--------------------|--------------|----------------|-------------------|-----------------|
| 11 | 2 931 | 700 013 | 10 068 827 | 96,12% |
| 12 | 105 | 21 655 | 209 879 | 2,00% |
| 99 | 136 | 88 785 | 194 789 | 1,86% |
| 32 | 139 | 756 | 2 191 | 0,02% |
| Total | 3 311 | 811 209 | 10 475 687 | 100,00% |



Marché Principal : par catégorie d'avoirs

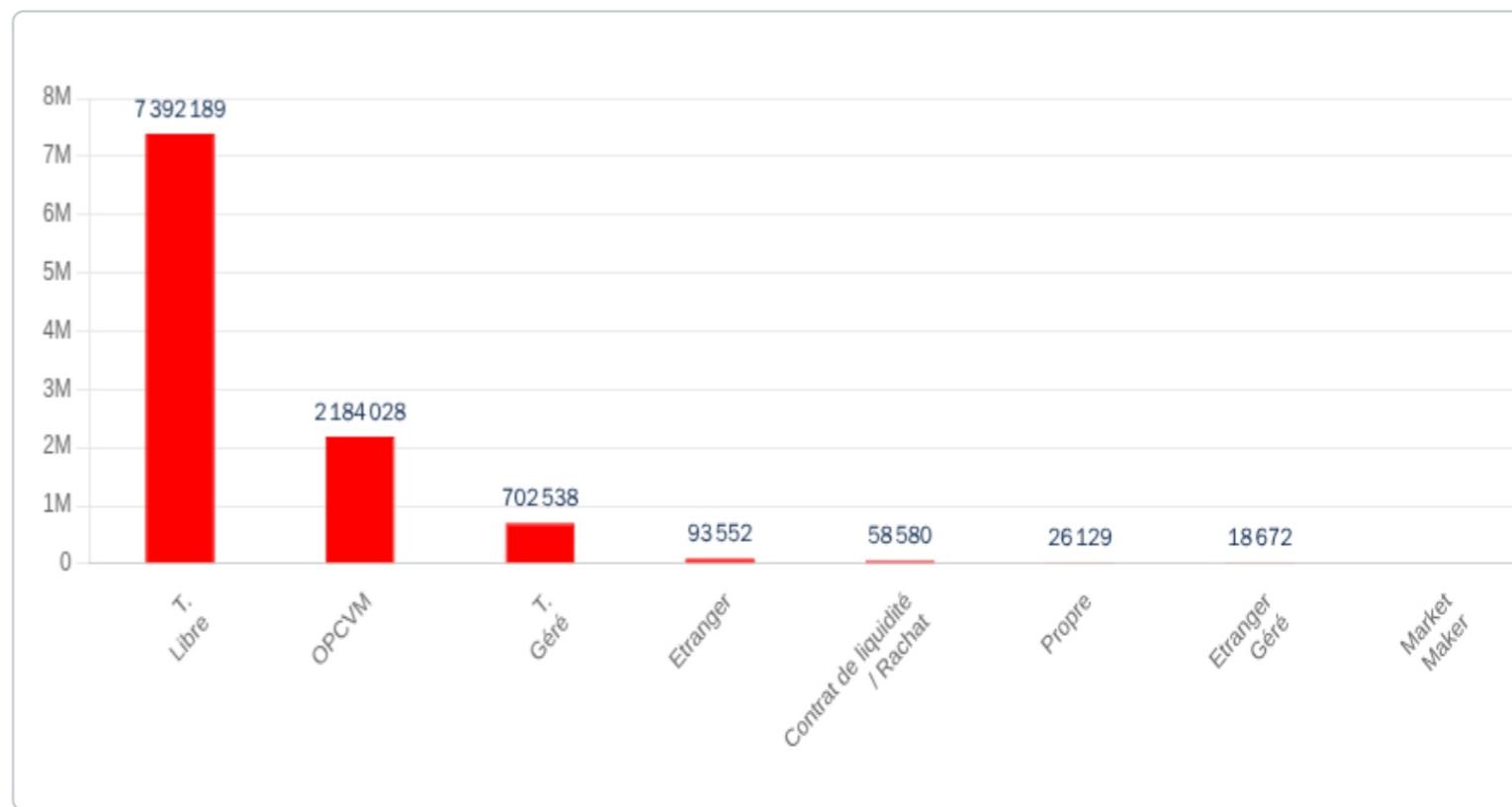
Achat

| Achat | Echanges | Quantité | Capitaux en TND | Capitaux en % |
|-------------------------------|-------------|---------------|-----------------|----------------|
| T. Libre | 2775 | 626497 | 7944335 | 75,84% |
| T. Géré | 254 | 79658 | 1424722 | 13,60% |
| OPCVM | 255 | 86865 | 1012757 | 9,67% |
| Propre | 16 | 15500 | 76040 | 0,73% |
| Etranger | 10 | 1689 | 14873 | 0,14% |
| Etranger Géré | 1 | 1000 | 2960 | 0,03% |
| Contrat de liquidité / Rachat | 0 | 0 | 0 | 0,00% |
| Market Maker | 0 | 0 | 0 | 0,00% |
| Total | 3311 | 811209 | 10475687 | 100,00% |



Vente

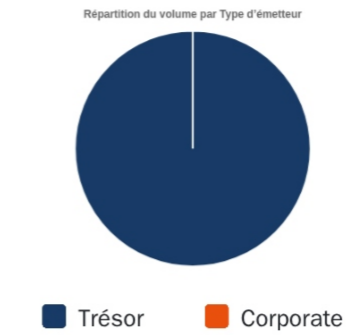
| Vente | Echanges | Quantité | Capitaux en TND | Capitaux en % |
|-------------------------------|-------------|---------------|-----------------|----------------|
| T. Libre | 2731 | 659454 | 7392189 | 70,57% |
| OPCVM | 187 | 82338 | 2184028 | 20,85% |
| T. Géré | 301 | 58839 | 702538 | 6,71% |
| Etranger | 52 | 5454 | 93552 | 0,89% |
| Contrat de liquidité / Rachat | 11 | 1805 | 58580 | 0,56% |
| Propre | 12 | 1774 | 26129 | 0,25% |
| Etranger Géré | 17 | 1545 | 18672 | 0,18% |
| Market Maker | 0 | 0 | 0 | 0,00% |
| Total | 3311 | 811209 | 10475687 | 100,00% |



Marché Obligataire

Type d'émetteur

| Type d'émetteur | Echange | Quantité | Capitaux en TND ▼ | Capitaux en % |
|-----------------|----------|-----------|-------------------|----------------|
| Trésor | 1 | 74 | 355 | 100,00% |
| Corporate | 0 | 0 | 0 | 0,00% |
| Total | 1 | 74 | 355 | 100,00% |



| Achat | Echanges | Quantité | Capitaux en TND | Capitaux en % |
|-------------------------------|----------|-----------|-----------------|----------------|
| OPCVM | 1 | 74 | 355 | 100,00% |
| Contrat de liquidité / Rachat | 0 | 0 | 0 | 0,00% |
| Propre | 0 | 0 | 0 | 0,00% |
| Etranger Géré | 0 | 0 | 0 | 0,00% |
| Etranger | 0 | 0 | 0 | 0,00% |
| Market Maker | 0 | 0 | 0 | 0,00% |
| T. Géré | 0 | 0 | 0 | 0,00% |
| T. Libre | 0 | 0 | 0 | 0,00% |
| Total | 1 | 74 | 355 | 100,00% |

| Vente | Echanges | Quantité | Capitaux en TND | Capitaux en % |
|-------------------------------|----------|-----------|-----------------|----------------|
| T. Libre | 1 | 74 | 355 | 100,00% |
| OPCVM | 0 | 0 | 0 | 0,00% |
| Contrat de liquidité / Rachat | 0 | 0 | 0 | 0,00% |
| Propre | 0 | 0 | 0 | 0,00% |
| Etranger Géré | 0 | 0 | 0 | 0,00% |
| Etranger | 0 | 0 | 0 | 0,00% |
| Market Maker | 0 | 0 | 0 | 0,00% |
| T. Géré | 0 | 0 | 0 | 0,00% |
| Total | 1 | 74 | 355 | 100,00% |

Marché Hors Cote

Cotation Électronique

| Echanges | Quantité | Capitaux en TND |
|----------|----------|-----------------|
| 2 | 200 | 2 380 |

Répartition par catégorie de donneurs d'ordres

| Achat | Echanges | Quantité | Capitaux en TND | Capitaux en % |
|--------------|----------|------------|-----------------|---------------|
| T. Libre | 2 | 200 | 2 380 | 100,00 |
| Total | 2 | 200 | 2 380 | 100,00 |

| Vente | Echanges | Quantité | Capitaux en TND | Capitaux en % |
|--------------|----------|------------|-----------------|---------------|
| T. Libre | 2 | 200 | 2 380 | 100,00 |
| Total | 2 | 200 | 2 380 | 100,00 |

Cotation sur Panneaux : Les enchères

| Echanges | Quantité | Capitaux en TND |
|----------|----------|-----------------|
| 0 | 0 | 0 |

Répartition par catégorie de donneurs d'ordres

| Achat | Echanges | Quantité | Capitaux en TND | Capitaux en % |
|--------------|----------|----------|-----------------|---------------|
| Total | 0 | 0 | 0 | |

| Vente | Echanges | Quantité | Capitaux en TND | Capitaux en % |
|--------------|----------|----------|-----------------|---------------|
| Total | 0 | 0 | 0 | |

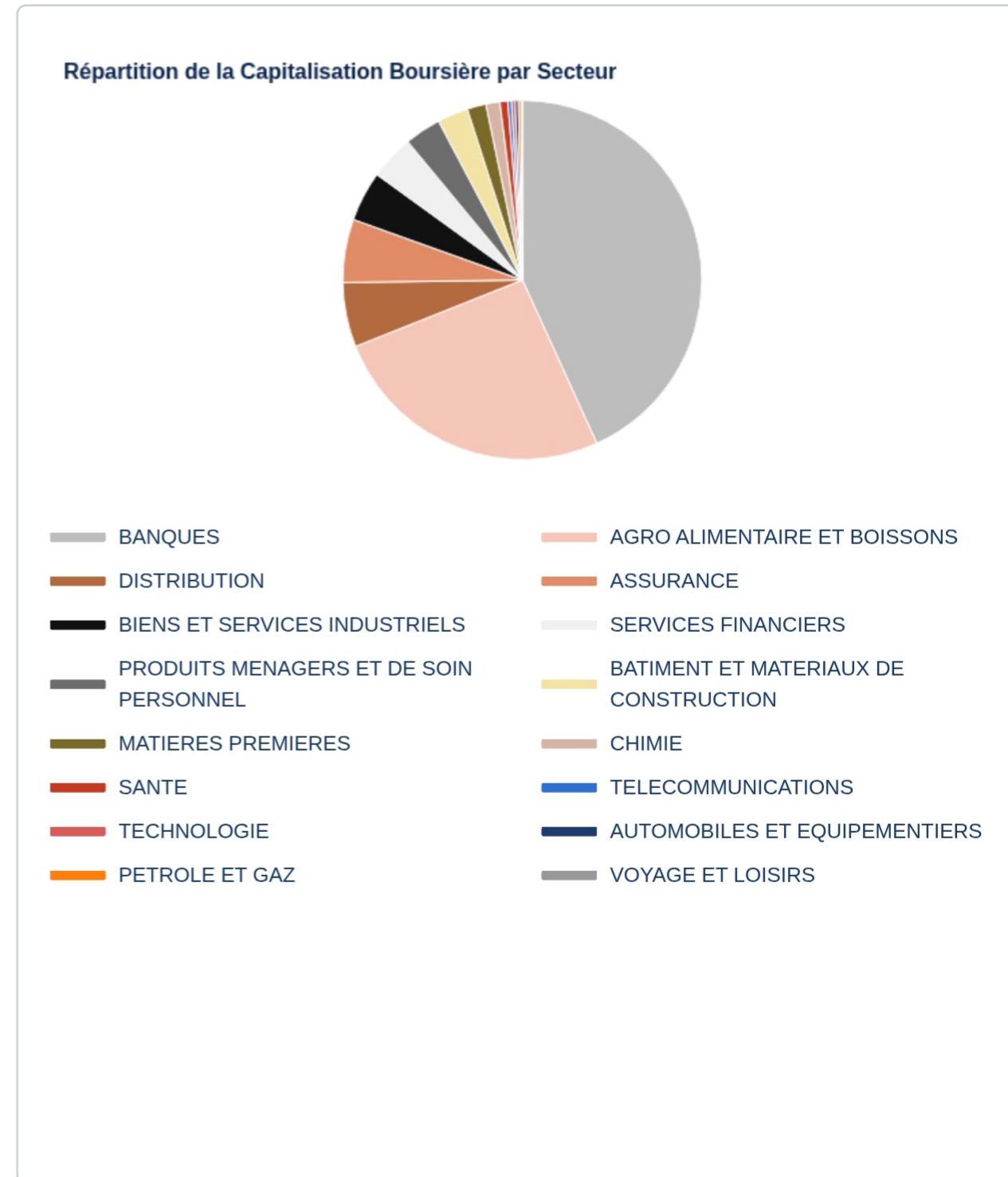
Récap sur l'année

| Marchés ▲ | Echanges cumulés 2026 ↓ | Echanges cumulés 2025 ↓ | Variation ↓ | Quantité cumulée 2026 ↓ | Quantité cumulée 2025 ↓ | Variation ↓ | Capitaux cumulés 2026 en TND ↓ | Capitaux cumulés 2025 en TND ↓ | Variation ↓ |
|---------------------------|----------------------------|----------------------------|----------------|----------------------------|----------------------------|----------------|-----------------------------------|-----------------------------------|----------------|
| Cote : Titres de Capital | 240806 | 159560 | 50,92 % | 102696363 | 65635094 | 56,47 % | 1177712095 | 557139496 | 111,39 % |
| Cote : Titres de Créances | 259 | 269 | -3,72 % | 706322 | 2189552 | -67,74 % | 129866061 | 170452648 | -23,81 % |
| Hors Cote | 51 | 1468 | -96,53 % | 3666 | 1186950 | -99,69 % | 35682 | 2987010 | -98,81 % |
| Enchères | 26 | 88 | -70,45 % | 15707 | 183687 | -91,45 % | 834742 | 1950190 | -57,20 % |
| Enregistrements | 482 | 428 | 12,62 % | 20507058 | 27304750 | -24,90 % | 500205956 | 717110372 | -30,25 % |
| Déclarations | 4 | 2 | 100,00 % | 4 | 769 | -99,48 % | 6387 | 339010 | -98,12 % |
| Total | 241628 | 161815 | 49,32 % | 123929120 | 96500802 | 28,42 % | 1808660923 | 1449978727 | 24,74 % |

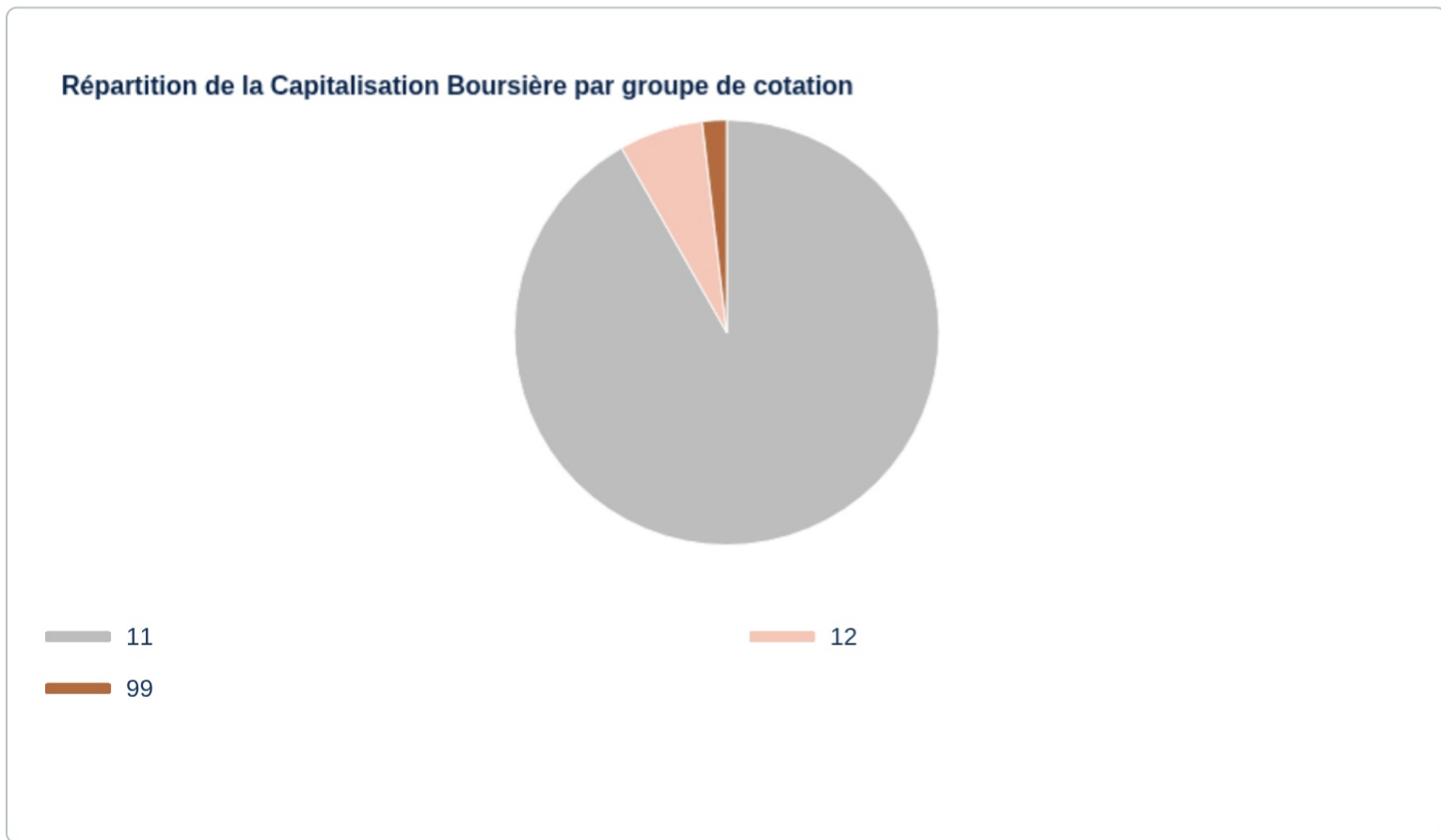
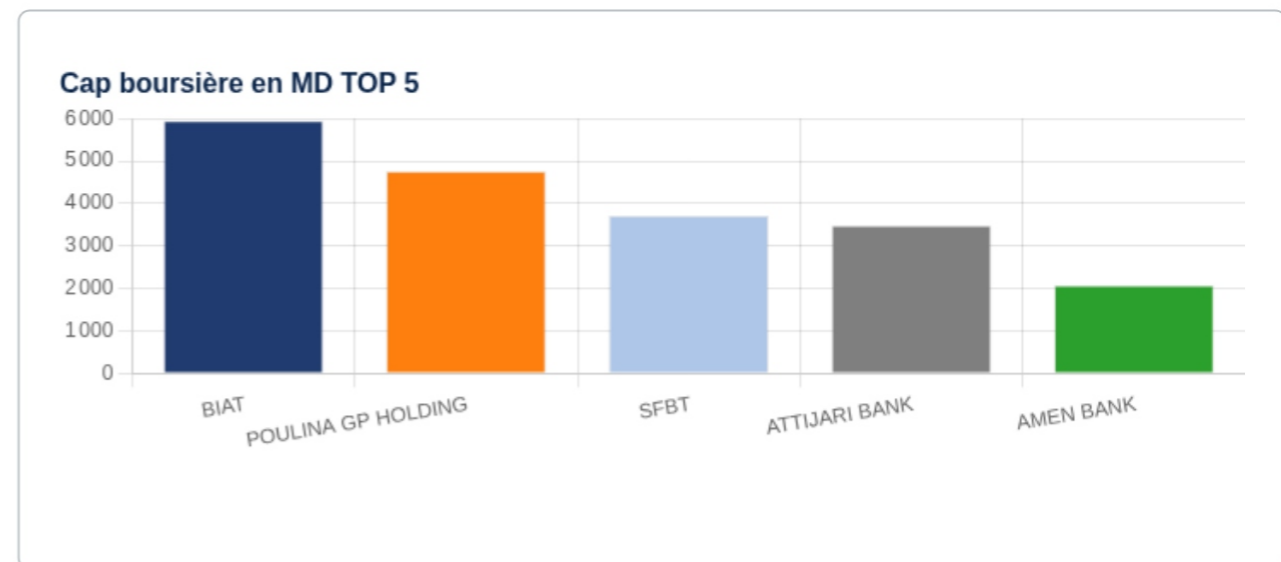
Capitalisation Boursière

| | | | | | | | | | |
|--------------------------------|--------|---------------|---------|-------------------------|--------|--|-------|---------------------|------------------------------|
| Capitalisation boursière en MD | 41 230 | Var. Annuelle | 18,93 % | Participation étrangère | 18,18% | CAP. Boursière flottante ds Tunindex en MD | 9 559 | Cap. Boursière 100% | Cap.Flôt.ds Tunindex 23,19 % |
|--------------------------------|--------|---------------|---------|-------------------------|--------|--|-------|---------------------|------------------------------|

| Secteur | Cap. boursière (MD) ▼ | En % | Var.annuelle |
|--|-----------------------|-----------------|--------------|
| BANQUES | 17 804 | 43,18 % | 0,16 % |
| AGRO ALIMENTAIRE ET BOISSONS | 10 631 | 25,78 % | 0,38 % |
| DISTRIBUTION | 2 395 | 5,81 % | 1,38 % |
| ASSURANCE | 2 347 | 5,69 % | 0,57 % |
| BIENS ET SERVICES INDUSTRIELS | 1 858 | 4,51 % | 1,93 % |
| SERVICES FINANCIERS | 1 655 | 4,01 % | -0,67 % |
| PRODUITS MENAGERS ET DE SOIN PERSONNEL | 1 353 | 3,28 % | -1,05 % |
| BATIMENT ET MATERIAUX DE CONSTRUCTION | 1 143 | 2,77 % | -1,13 % |
| MATIERES PREMIERES | 703 | 1,70 % | -1,16 % |
| CHIMIE | 516 | 1,25 % | 0,08 % |
| SANTE | 294 | 0,71 % | -0,32 % |
| TELECOMMUNICATIONS | 136 | 0,33 % | 0,28 % |
| TECHNOLOGIE | 130 | 0,31 % | -0,92 % |
| AUTOMOBILES ET EQUIPEMENTIERS | 122 | 0,29 % | -2,47 % |
| PETROLE ET GAZ | 106 | 0,26 % | 0,00 % |
| VOYAGE ET LOISIRS | 37 | 0,09 % | 0,00 % |
| Total | 41 230 | 100,00 % | |



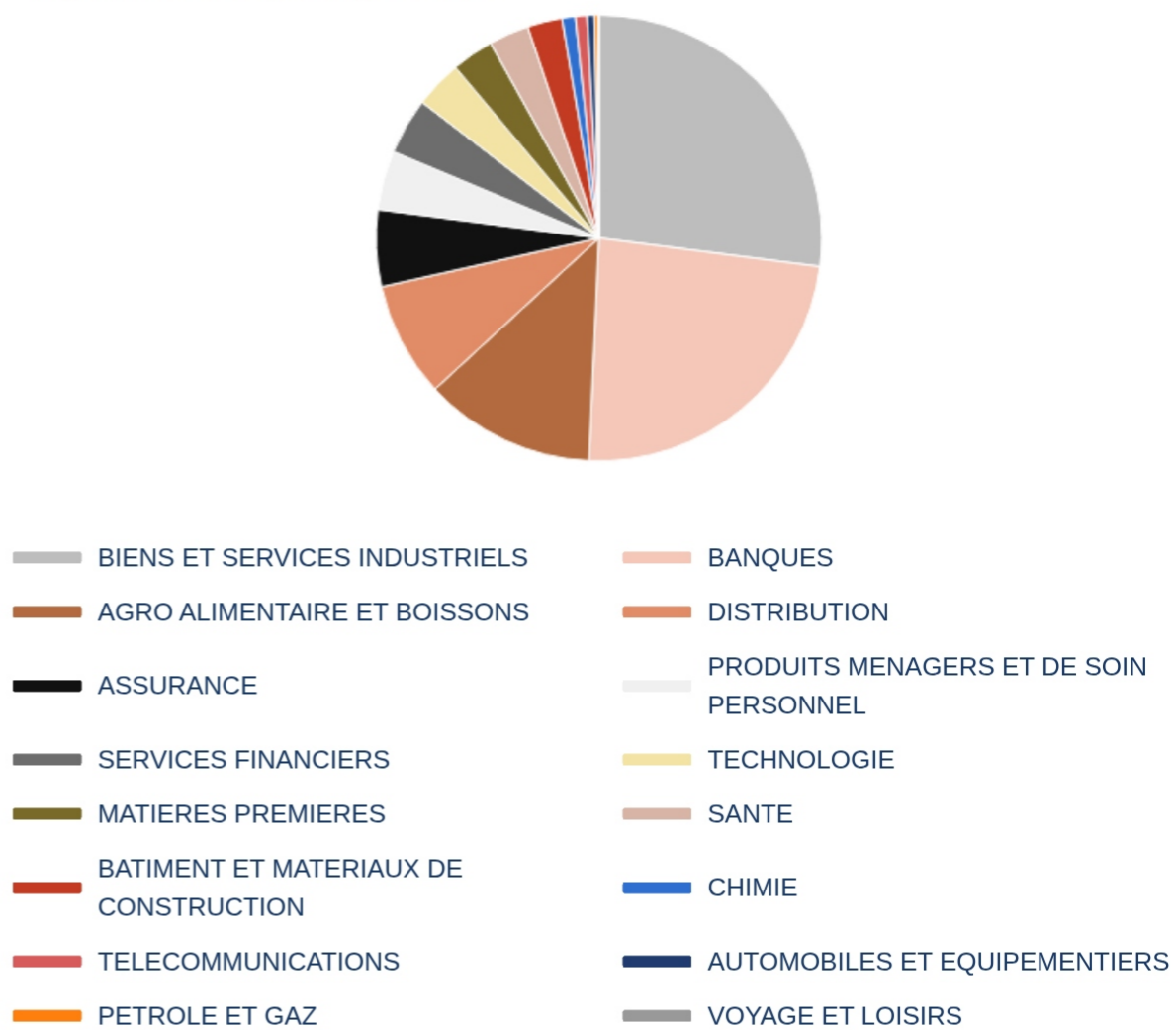
| Valeur | Cap. Boursière en MD | En % |
|--------------------|----------------------|----------------|
| BIAT | 5957 | 14,45 % |
| POULINA GP HOLDING | 4770 | 11,57 % |
| SFBT | 3730 | 9,05 % |
| ATTIJARI BANK | 3495 | 8,48 % |
| AMEN BANK | 2081 | 5,05 % |
| Total | 20033 | 48,59 % |



Activité par secteur

| Secteur | Échanges | Quantité | Capitaux en TND | Capitaux en % |
|--|----------------|--------------------|----------------------|-----------------|
| BIENS ET SERVICES INDUSTRIELS | 29 422 | 25 852 902 | 318 521 692 | 27,05 % |
| BANQUES | 53 430 | 15 829 193 | 278 672 657 | 23,66 % |
| AGRO ALIMENTAIRE ET BOISSONS | 30 245 | 8 787 947 | 146 617 540 | 12,45 % |
| DISTRIBUTION | 17 421 | 6 370 366 | 98 070 404 | 8,33 % |
| ASSURANCE | 14 404 | 4 149 332 | 65 601 547 | 5,57 % |
| PRODUITS MENAGERS ET DE SOIN PERSONNEL | 22 289 | 5 883 608 | 50 335 073 | 4,27 % |
| SERVICES FINANCIERS | 11 993 | 2 358 504 | 48 244 205 | 4,10 % |
| TECHNOLOGIE | 7 311 | 4 226 652 | 40 579 886 | 3,45 % |
| MATIERES PREMIERES | 11 415 | 3 164 194 | 35 935 281 | 3,05 % |
| SANTE | 8 195 | 3 668 913 | 34 189 279 | 2,90 % |
| BATIMENT ET MATERIAUX DE CONSTRUCTION | 18 379 | 15 099 120 | 29 806 181 | 2,53 % |
| CHIMIE | 4 684 | 130 063 | 11 274 685 | 0,96 % |
| TELECOMMUNICATIONS | 6 478 | 4 180 391 | 10 066 669 | 0,85 % |
| AUTOMOBILES ET EQUIPEMENTIERS | 2 906 | 1 883 978 | 6 044 419 | 0,51 % |
| PETROLE ET GAZ | 1 412 | 137 062 | 3 418 494 | 0,29 % |
| VOYAGE ET LOISIRS | 822 | 974 138 | 334 082 | 0,03 % |
| Total | 240 806 | 102 696 363 | 1 177 712 095 | 100.00 % |

Répartition des Capitaux par Secteur



Par compartiment & Groupe de cotation

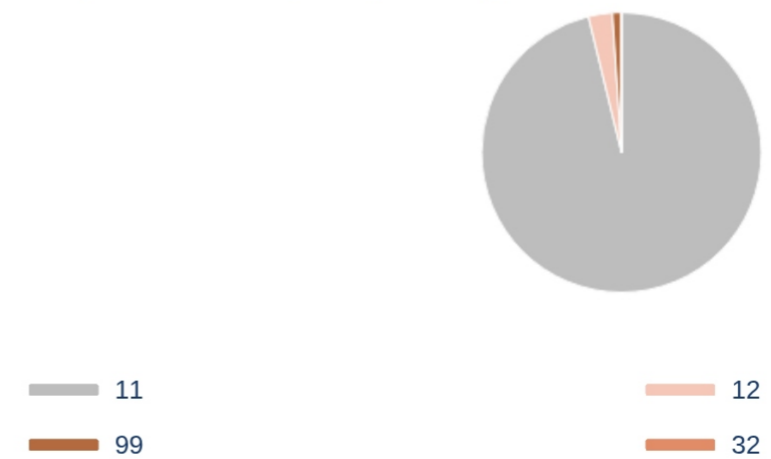
| Compartiment | Échanges | Quantité | Capitaux en TND | Capitaux en % |
|--------------|----------------|--------------------|----------------------|-----------------|
| A | 164 431 | 71 695 361 | 923 025 937 | 78,37 % |
| B | 67 432 | 21 076 379 | 242 738 991 | 20,61 % |
| S | 8 943 | 9 924 623 | 11 947 168 | 1,01 % |
| Total | 240 806 | 102 696 363 | 1 177 712 095 | 100.00 % |

Répartition des Capitaux par Compartiment



| Groupe de cotation | Échanges | Quantité | Capitaux en TND | Capitaux en % |
|--------------------|----------------|--------------------|----------------------|-----------------|
| 11 | 221 954 | 90 525 861 | 1 132 907 191 | 96,20 % |
| 12 | 6 151 | 2 210 059 | 32 643 829 | 2,77 % |
| 99 | 8 799 | 9 923 975 | 11 942 535 | 1,01 % |
| 32 | 3 902 | 36 468 | 218 541 | 0,02 % |
| Total | 240 806 | 102 696 363 | 1 177 712 095 | 100.00 % |

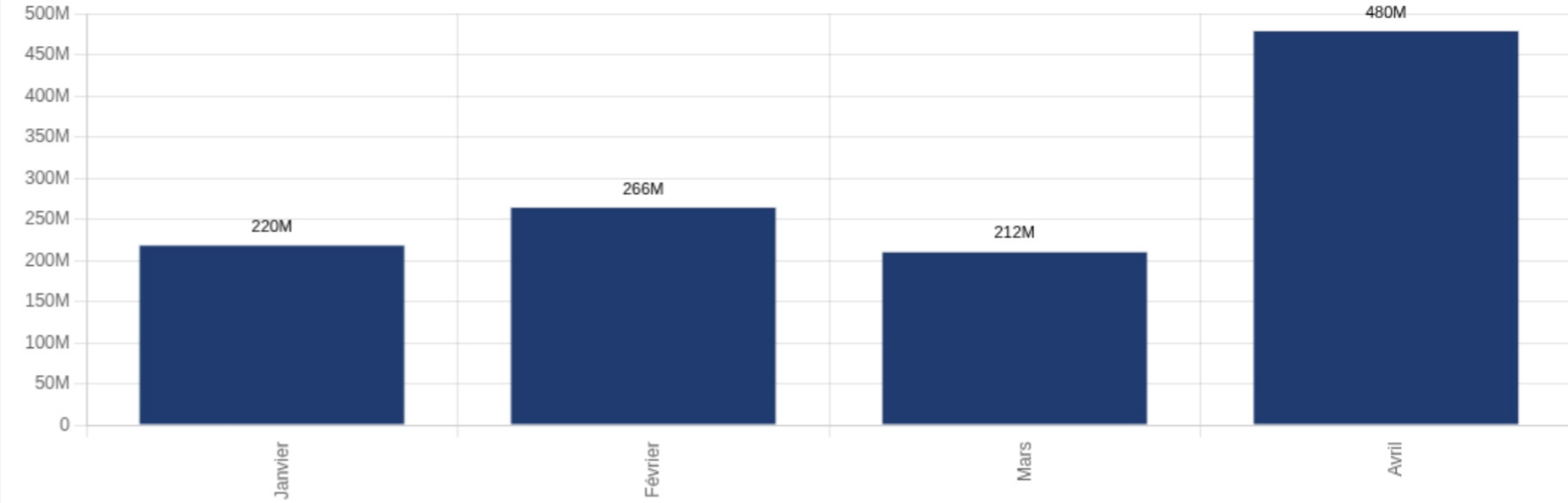
Répartition des Capitaux par Groupe de cotation



Evolution mensuelle des capitaux traités

| Mois | Echanges | Quantité | Capitaux en TND | Capitaux en % |
|--------------|----------------|--------------------|----------------------|-----------------|
| Janvier | 65 451 | 22 655 830 | 219 882 904 | 18,67 % |
| Février | 51 872 | 19 595 841 | 265 912 216 | 22,58 % |
| Mars | 56 293 | 19 512 185 | 211 685 738 | 17,97 % |
| Avril | 67 190 | 40 932 507 | 480 231 238 | 40,78 % |
| Total | 240 806 | 102 696 363 | 1 177 712 095 | 100.00 % |

Capitaux traités sur la cote de la bourse



Achat

| Mois | Contrat de liquidité / Rachat | Etranger | Etranger Géré | Market Maker | OPCVM | Propre | T. Géré | T. Libre | Total |
|--------------|-------------------------------|---------------------|----------------|--------------|---------------------|-------------------|-------------------|--------------------|----------------------|
| Janvier | 357 291 | 5 865 195 | 86 909 | | 39 720 950 | 2 089 700 | 27 643 306 | 144 119 552 | 219 882 904 |
| Février | 119 160 | 2 790 003 | 12 834 | | 41 701 853 | 4 939 271 | 18 888 468 | 197 460 626 | 265 912 216 |
| Mars | 508 428 | 5 686 372 | 14 758 | | 48 346 467 | 13 322 224 | 22 258 374 | 121 549 116 | 211 685 738 |
| Avril | 747 296 | 211 637 716 | 22 776 | | 49 255 047 | 1 033 620 | 28 926 114 | 188 608 668 | 480 231 238 |
| Total | 1 732 175 | 2 259 792 86 | 137 277 | | 1 790 243 17 | 21 384 816 | 97 716 263 | 651 737 962 | 1 177 712 095 |

Vente

| Mois | Contrat de liquidité / Rachat | Etranger | Etranger Géré | Market Maker | OPCVM | Propre | T. Géré | T. Libre | Total |
|--------------|-------------------------------|------------------|----------------|--------------|---------------------|-------------------|-------------------|--------------------|----------------------|
| Janvier | 437 318 | 6 411 174 | 22 682 | | 35 671 117 | 532 921 | 26 363 928 | 156 213 763 | 219 882 904 |
| Février | 2 253 002 | 3 199 32 | 2 994 | | 28 168 288 | 2 921 846 | 24 090 553 | 208 155 601 | 265 912 216 |
| Mars | 1 513 763 | 1 167 049 | 9 788 | | 24 063 879 | 14 036 657 | 20 061 777 | 150 832 827 | 211 685 738 |
| Avril | 1 239 990 | 1 907 488 | 65 193 | | 34 252 079 | 2 317 932 | 22 470 106 | 417 978 449 | 480 231 238 |
| Total | 5 444 073 | 4 035 643 | 100 657 | | 1 22 155 363 | 19 809 355 | 92 986 365 | 933 180 639 | 1 177 712 095 |

Marché de Bloc

| Mois | Etranger | Propre | T.Libre | Total |
|--------------|--------------------|-------------------|--------------------|--------------------|
| Janvier | | | 4 345 300 | 4 345 300 |
| Février | | | 67 271 000 | 67 271 000 |
| Mars | | 11 443 526 | | 11 443 526 |
| Avril | 210 984 361 | | 32 107 250 | 243 091 611 |
| Total | 210 984 361 | 11 443 526 | 103 723 550 | 326 151 437 |

Marché de Bloc

| Mois | Etranger | Propre | T.Libre | Total |
|--------------|----------|-------------------|--------------------|--------------------|
| Janvier | | | 4 345 300 | 4 345 300 |
| Février | | | 67 271 000 | 67 271 000 |
| Mars | | 11 443 526 | | 11 443 526 |
| Avril | | | 243 091 611 | 243 091 611 |
| Total | | 11 443 526 | 314 707 911 | 326 151 437 |

| Echanges | Quantité | Capitaux en TND |
|----------|----------|-----------------|
| 259 | 706 322 | 129 866 061 |

Type d'émetteur

| Type d'émetteur | Échanges | Quantité | Capitaux en TND | Capitaux en % |
|-----------------|------------|----------------|--------------------|-----------------|
| Trésor | 226 | 640 177 | 124 711 568 | 96,03 % |
| Corporate | 33 | 66 145 | 5 154 493 | 3,97 % |
| Total | 259 | 706 322 | 129 866 061 | 100.00 % |



Achat

| Catégorie | Échanges | Quantité | Capitaux en TND | Capitaux en % |
|-------------------------------|------------|----------------|--------------------|-----------------|
| Propre | 28 | 86 744 | 92 058 054 | 70,89 % |
| OPCVM | 159 | 579 848 | 37 101 915 | 28,57 % |
| T. Géré | 47 | 15 483 | 395 761 | 0,30 % |
| T. Libre | 25 | 24 247 | 310 331 | 0,24 % |
| Contrat de liquidité / Rachat | 0 | 0 | 0 | 0,00 % |
| Étranger Géré | 0 | 0 | 0 | 0,00 % |
| Étranger | 0 | 0 | 0 | 0,00 % |
| Market Maker | 0 | 0 | 0 | 0,00 % |
| Total | 259 | 706 322 | 129 866 061 | 100.00 % |

Vente

| Catégorie | Échanges | Quantité | Capitaux en TND | Capitaux en % |
|-------------------------------|------------|----------------|--------------------|-----------------|
| OPCVM | 79 | 303 696 | 118 306 650 | 91,10 % |
| Propre | 1 | 70 000 | 7 192 299 | 5,54 % |
| T. Géré | 64 | 249 158 | 3 384 764 | 2,61 % |
| T. Libre | 115 | 83 468 | 982 349 | 0,76 % |
| Contrat de liquidité / Rachat | 0 | 0 | 0 | 0,00 % |
| Étranger Géré | 0 | 0 | 0 | 0,00 % |
| Étranger | 0 | 0 | 0 | 0,00 % |
| Market Maker | 0 | 0 | 0 | 0,00 % |
| Total | 259 | 706 322 | 129 866 061 | 100.00 % |

Cotation Électronique

| Echanges | Quantité | Capitaux en TND |
|----------|----------|-----------------|
| 51 | 3 666 | 35 682 |

Répartition par catégorie de donneurs d'ordres

| Achat | Echanges | Quantité | Capitaux en TND | Capitaux en % |
|--------------|-----------|--------------|-----------------|-----------------|
| T. Libre | 51 | 3 666 | 35 682 | 100,00 % |
| Total | 51 | 3 666 | 35 682 | 100,00 % |

| Vente | Echanges | Quantité | Capitaux en TND | Capitaux en % |
|--------------|-----------|--------------|-----------------|-----------------|
| T. Libre | 49 | 3 466 | 33 682 | 94,39 % |
| T. Géré | 2 | 200 | 2 000 | 5,61 % |
| Total | 51 | 3 666 | 35 682 | 100,00 % |

Cotation sur Panneaux : Les enchères

| Echanges | Quantité | Capitaux en TND |
|----------|----------|-----------------|
| 26 | 15 707 | 834 742 |

Répartition par catégorie de donneurs d'ordres

| Achat | Echanges | Quantité | Capitaux en TND | Capitaux en % |
|--------------|-----------|---------------|-----------------|-----------------|
| T. Libre | 26 | 15 707 | 834 742 | 100,00 % |
| Total | 26 | 15 707 | 834 742 | 100,00 % |

| Vente | Echanges | Quantité | Capitaux en TND | Capitaux en % |
|--------------|-----------|---------------|-----------------|-----------------|
| T. Libre | 26 | 15 707 | 834 742 | 100,00 % |
| Total | 26 | 15 707 | 834 742 | 100,00 % |

Instruments – Actions

Marché principal

Séance du 27/04/2026

Année 2026

| Secteur / Valeur | Code ISIN | MNEMO | Compar | Grp | Mode cc | Titres Admis | Cap.B en MD | Cap.B en % | Ech. bloc | Qté bloc | Cap. bloc TND | Echanges | Quantité | Cap. en TND | Clôture | Var Jour | Indic. | VWAP veille | VWAP | Var VWAP | Ouvert. | Rdt Annuel | Ech. bloc | Qté bloc | Cap. bloc TND | Echanges | Quantité | Cap. en TND |
|--|--------------|-------|--------|-----|---------|--------------|-------------|------------|-----------|----------|---------------|----------|----------|-------------|---------|----------|--------|-------------|---------|----------|---------|------------|-----------|------------|---------------|-----------|------------|-------------|
| AGRO ALIMENTAIRE ET BOISSONS | | | | | | 571 727 409 | 10 631,04 | 25,79% | -- | -- | -- | 252 | 36 573 | 754 624 | | | | | | | | | 4 | 544 700 | 9 258 496 | 29 690 | 8 785 457 | 146 613 381 |
| DELICE HOLDING | TN0007670011 | DH | A | 11 | Continu | 109 814 524 | 1 910,77 | 4,63% | -- | -- | -- | 76 | 12 907 | 223 763 | 17,400 | 1,16% | | 17,190 | 17,337 | 0,85% | 12,900 | 34,88% | 2 | 177 200 | 2 667 746 | 7 971 | 1 687 235 | 25 549 616 |
| LAND OR | TN0007510019 | LNDOR | B | 11 | Continu | 13 784 285 | 220,55 | 0,54% | -- | -- | -- | 14 | 2 342 | 37 225 | 16,000 | 0,76% | | 15,788 | 15,895 | 0,68% | 14,700 | 8,84% | 1 | 312 500 | 5 468 750 | 2 462 | 930 392 | 15 069 917 |
| POULINA GROUP HOLDING | TN0005700018 | PGH | A | 11 | Continu | 180 003 600 | 4 770,10 | 11,57% | -- | -- | -- | 125 | 15 727 | 416 200 | 26,500 | 0,30% | | 26,387 | 26,464 | 0,29% | 18,500 | 43,24% | 1 | 55 000 | 1 122 000 | 11 825 | 2 696 143 | 59 763 353 |
| SFBT | TN0001100254 | SFBT | A | 11 | Continu | 268 125 000 | 3 729,62 | 9,05% | -- | -- | -- | 37 | 5 597 | 77 436 | 13,910 | 0,07% | | 13,865 | 13,835 | -0,21% | 12,600 | 10,40% | -- | -- | -- | 7 432 | 3 471 687 | 46 230 495 |
| ASSURANCE | | | | | | 155 551 793 | 2 347,38 | 5,70% | -- | -- | -- | 197 | 50 873 | 444 594 | | | | | | | | | 5 | 435 000 | 13 216 980 | 14 121 | 4 147 367 | 65 476 107 |
| ASSURANCES MAGHREBIA VIE | TNDKJ0806X14 | AMV | B | 11 | Continu | 25 000 000 | 225,00 | 0,55% | -- | -- | -- | 84 | 15 314 | 136 051 | 9,000 | 0,11% | | 8,983 | 8,884 | -1,10% | 6,650 | 35,34% | 2 | 250 000 | 2 007 500 | 2 555 | 976 136 | 7 736 714 |
| ASSURANCES MAGHREBIA | TN0007830011 | ASSMA | A | 11 | Continu | 4 500 000 | 331,65 | 0,80% | -- | -- | -- | 1 | 1 | 74 | 73,700 | -0,27% | | 73,900 | 73,700 | -0,27% | 56,500 | 30,44% | -- | -- | -- | 906 | 98 877 | 6 244 305 |
| ASTREE | TN0003000452 | AST | A | 12 | Fixing | 6 000 000 | 390,24 | 0,95% | -- | -- | -- | 5 | 9 | 582 | 65,040 | 4,50% | | 62,000 | 64,620 | 4,23% | 45,990 | 41,42% | -- | -- | -- | 208 | 5 583 | 279 794 |
| BH ASSURANCE | TN0006550016 | BHASS | B | 12 | Fixing | 2 660 000 | 174,23 | 0,42% | -- | -- | -- | -- | -- | 65,500 | 0,00% | NC | 0,000 | 0,000 | | 63,000 | 3,97% | 1 | 151 000 | 9 060 000 | 10 | 151 181 | 9 071 957 | |
| BNA ASSURANCES | TN0007680010 | BNASS | A | 11 | Continu | 87 391 790 | 296,26 | 0,72% | -- | -- | -- | 39 | 22 326 | 75 636 | 3,390 | -1,17% | | 3,446 | 3,388 | -1,69% | 3,140 | 7,96% | -- | -- | -- | 4 727 | 1 513 308 | 4 802 651 |
| STAR | TN0006060016 | STAR | A | 11 | Continu | 10 000 003 | 670,00 | 1,63% | -- | -- | -- | 29 | 1 125 | 74 977 | 67,000 | 0,00% | | 66,858 | 66,646 | -0,32% | 63,780 | 5,05% | 2 | 34 000 | 2 149 480 | 3 671 | 388 218 | 23 851 720 |
| TUNIS RE | TN0007380017 | TRE | B | 12 | Fixing | 20 000 000 | 260,00 | 0,63% | -- | -- | -- | 39 | 12 098 | 157 274 | 13,000 | 0,00% | | 13,003 | 13,000 | -0,02% | 10,380 | 25,24% | -- | -- | -- | 2 044 | 1 014 064 | 13 488 968 |
| AUTOMOBILES ET EQUIPEMENTIERS | | | | | | 28 207 823 | 121,53 | 0,29% | -- | -- | -- | 109 | 57 743 | 176 072 | | | | | | | | | -- | -- | -- | 2 897 | 1 883 936 | 6 044 405 |
| ASSAD | TN0007140015 | ASSAD | S | 99 | Fixing | 24 000 000 | 71,04 | 0,17% | -- | -- | -- | 106 | 57 173 | 169 232 | 2,960 | -1,99% | | 3,020 | 2,960 | -1,99% | 3,180 | -6,92% | -- | -- | -- | 2 788 | 1 864 667 | 5 885 787 |
| STIP | TN0005030010 | STIP | S | 99 | Fixing | 4 207 823 | 50,49 | 0,12% | -- | -- | -- | 3 | 570 | 6 840 | 12,000 | -3,15% | | 12,390 | 12,000 | -3,15% | 3,530 | 239,94% | -- | -- | -- | 109 | 19 269 | 158 618 |
| BANQUES | | | | | | 846 256 529 | 17 804,40 | 43,18% | -- | -- | -- | 453 | 123 548 | 3 224 762 | | | | | | | | | -- | -- | -- | 52 236 | 15 822 805 | 278 610 795 |
| AMEN BANK | TN0003400058 | AB | A | 11 | Continu | 34 920 000 | 2 081,23 | 5,05% | -- | -- | -- | 112 | 13 093 | 780 708 | 59,600 | 0,00% | | 59,793 | 59,628 | -0,28% | 50,000 | 19,20% | -- | -- | -- | 11 925 | 1 360 113 | 76 662 178 |
| ATB | TN0003600350 | ATB | A | 11 | Continu | 100 000 000 | 370,00 | 0,90% | -- | -- | -- | 7 | 3 040 | 11 248 | 3,700 | -3,39% | | 0,000 | 3,700 | 0,00% | 3,790 | -2,38% | -- | -- | -- | 1 926 | 1 400 537 | 5 166 906 |
| ATTIJARI BANK | TN0001600154 | TJARI | A | 11 | Continu | 50 000 000 | 3 495,00 | 8,48% | -- | -- | -- | 40 | 12 780 | 888 381 | 69,900 | 0,59% | | 69,742 | 69,513 | -0,33% | 66,890 | 10,78% | -- | -- | -- | 4 591 | 503 554 | 35 217 386 |
| BH BANK | TN0001900604 | BH | A | 11 | Continu | 47 600 000 | 485,04 | 1,18% | -- | -- | -- | 34 | 3 598 | 36 262 | 10,190 | -3,87% | | 10,536 | 10,078 | -4,34% | 10,300 | -1,07% | -- | -- | -- | 574 | 125 128 | 1 264 832 |
| BIAT | TN0001800457 | BIAT | A | 11 | Continu | 40 800 000 | 5 956,80 | 14,45% | -- | -- | -- | 62 | 4 932 | 718 034 | 146,000 | 0,70% | | 145,051 | 145,587 | 0,37% | 111,000 | 31,53% | -- | -- | -- | 5 093 | 264 283 | 34 902 204 |
| BNA | TN0003100609 | BNA | A | 11 | Continu | 64 000 000 | 977,92 | 2,37% | -- | -- | -- | 83 | 23 337 | 357 022 | 15,280 | 0,00% | | 15,263 | 15,299 | 0,23% | 12,070 | 26,60% | -- | -- | -- | 11 722 | 3 776 640 | 52 574 586 |
| BT | TN0002200053 | BT | A | 11 | Continu | 270 000 000 | 1 863,00 | 4,52% | -- | -- | -- | 45 | 32 608 | 224 085 | 6,900 | 1,02% | | 6,832 | 6,872 | 0,59% | 8,500 | 7,81% | -- | -- | -- | 8 554 | 5 137 650 | 35 068 163 |
| BTE (ADP) | TN0001300557 | BTE | B | 12 | Fixing | 1 000 000 | 5,50 | 0,01% | -- | -- | -- | 3 | 50 | 275 | 5,500 | 3,58% | | 5,322 | 5,500 | 3,34% | 3,500 | 57,14% | -- | -- | -- | 525 | 80 427 | 381 432 |
| STB | TN0002600955 | STB | A | 11 | Continu | 155 375 000 | 683,65 | 1,66% | -- | -- | -- | 44 | 26 763 | 118 199 | 4,400 | -2,22% | | 4,482 | 4,417 | -1,46% | 4,090 | 7,58% | -- | -- | -- | 5 459 | 2 105 220 | 8 623 957 |
| UBCI | TN0002400505 | UBCI | A | 12 | Fixing | 20 001 529 | 740,06 | 1,80% | -- | -- | -- | -- | -- | 37,000 | 0,00% | NC | 37,000 | 0,000 | | 33,800 | 9,47% | -- | -- | -- | 392 | 100 155 | 3 548 720 | |
| UIB | TN0003900107 | UIB | A | 11 | Continu | 32 560 000 | 895,40 | 2,17% | -- | -- | -- | 23 | 3 347 | 90 549 | 27,500 | -0,72% | | 27,171 | 27,054 | -0,43% | 24,850 | 10,66% | -- | -- | -- | 1 206 | 924 655 | 24 865 121 |
| WIFAK INTERNATIONAL BANK | TN0007200017 | WIFAK | A | 12 | Fixing | 30 000 000 | 250,80 | 0,61% | -- | -- | -- | -- | -- | 8,360 | 0,00% | NC | 8,360 | 0,000 | | 7,700 | 8,57% | -- | -- | -- | 269 | 44 443 | 335 312 | |
| BATIMENT ET MATERIAUX DE CONSTRUCTION | | | | | | 525 232 104 | 1 143,32 | 2,77% | -- | -- | -- | 260 | 113 760 | 310 846 | | | | | | | | | -- | -- | -- | 18 310 | 15 098 736 | 29 806 000 |
| CARTHAGE CEMENT | TN0007400013 | CC | A | 11 | Continu | 343 624 940 | 670,07 | 1,63% | -- | -- | -- | 63 | 73 044 | 143 195 | 1,950 | -1,52% | | 1,970 | 1,960 | -0,49% | 1,880 | 3,72% | -- | -- | -- | 9 339 | 10 661 978 | 20 498 669 |
| CIMENTS DE BIZERTE | TN0007350010 | SCB | B | 12 | Fixing | 44 047 290 | 33,92 | 0,08% | -- | -- | -- | 13 | 3 306 | 2 576 | 0,770 | -1,28% | | 0,780 | 0,779 | -0,10% | 0,550 | 40,00% | -- | -- | -- | 476 | 335 990 | 210 794 |
| ESSOUKNA | TN0007210016 | SOKNA | B | 11 | Continu | 5 050 500 | 19,70 | 0,05% | -- | -- | -- | 151 | 33 184 | 127 117 | 3,900 | 5,41% | | 3,703 | 3,831 | 3,45% | 3,300 | 18,18% | -- | -- | -- | 3 327 | 621 887 | 2 364 960 |
| MPBS | TN0007620016 | MPBS | B | 11 | Continu | 20 668 860 | 186,64 | 0,45% | -- | -- | -- | 33 | 4 226 | 37 958 | 9,030 | 0,89% | | 8,908 | 8,982 | 0,83% | 8,790 | 2,73% | -- | -- | -- | 3 022 | 605 819 | 4 956 598 |
| SANIMED | TN0007730013 | SMD | S | 99 | Fixing | 19 971 000 | 11,38 | 0,03% | -- | -- | -- | -- | -- | 0,570 | 3,64% | H | 0,000 | 0,000 | | 0,570 | 0,00% | -- | -- | -- | 105 | 41 826 | 26 103 | |
| SIMPAR | TN0004000055 | SIMPA | B | 12 | Fixing | 1 100 000 | 37,84 | 0,09% | -- | -- | -- | -- | -- | 34,400 | 0,00% | NC | 0,000 | 0,000 | | 35,890 | -4,15% | -- | -- | -- | 9 | 167 | 5 904 | |
| SITS | TN0007180011 | SITS | B | 12 | Fixing | 15 600 000 | 53,82 | 0,13% | -- | -- | -- | -- | -- | 3,450 | 0,00% | NC | 0,000 | 0,000 | | 3,110 | 10,93% | -- | -- | -- | 17 | 3 931 | 13 886 | |
| SOMOCER | TN0006780019 | SOMOC | S | 99 | Fixing | 40 656 000 | 30,90 | 0,08% | -- | -- | -- | -- | -- | 0,760 | -3,80% | B | 0,790 | 0,000 | | 0,440 | 72,73% | -- | -- | -- | 2 014 | 2 827 096 | 17 289 960 | |
| SOTEMAIL | TN0007600018 | SOTEM | S | 99 | Fixing | 34 513 514 | 99,05 | 0,24% | -- | -- | -- | -- | -- | 2,870 | -4,33% | B | 0,000 | 0,000 | | 3,000 | -4,33% | -- | -- | -- | 1 | 42 | 126 | |
| BIENS ET SERVICES INDUSTRIELS | | | | | | 135 098 475 | 1 857,67 | 4,51% | -- | -- | -- | 591 | 139 317 | 2 511 378 | | | | | | | | | 6 | 16 334 636 | 213 137 161 | 29 090 | 25 850 817 | 318 516 029 |
| ONE TECH HOLDING | TN0007530017 | OTH | A | 11 | Continu | 80 400 000 | 884,40 | 2,15% | -- | -- | -- | 99 | 16 867 | 185 461 | 11,000 | 0,00% | | 11,147 | 10,996 | -1,36% | 8,750 | 25,71% | -- | -- | -- | 15 321 | 5 602 113 | 51 742 694 |
| SIAME | TN0006590012 | SIAME | B | 11 | Continu | 15 444 000 | 56,68 | 0,14% | -- | -- | -- | 65 | 25 357 | 93 785 | 3,670 | 0,00% | | 3,605 | 3,699 | 2,60% | 2,570 | 42,80% | -- | -- | -- | 2 573 | 873 374 | 2 781 346 |
| SOTUVER | TN0006560015 | SOTUV | A | 11 | Continu | 39 254 475 | 916,59 | | | | | | | | | | | | | | | | | | | | | |

| | | | | | | | | | | | | | | | | | | | | | | | | | | | | | | |
|--------------------------------|--------------|-------|---|----|---------|----------------------|------------------|----------------|----------|----------|----------|--------------|----------------|-------------------|--------|--------|--------|--------|--------|--------|--------|-----------|-------------------|--------------------|----------------|--------------------|----------------------|------------------|-------------------|--------|
| Société d'Articles Hygiéniques | TN0007610017 | SAH | A | 11 | Continu | 84 015 979 | 1 163,62 | 2,82% | - | - | - | 99 | 20 896 | 288 097 | 13,850 | -0,93% | 13,999 | 13,787 | -1,51% | 13,900 | -0,36% | 1 | 423 500 | 6 352 500 | 8 132 | 2 416 495 | 34 284 927 | | | |
| SANTE | | | | | | 33 800 000 | 294,26 | 0,71% | - | - | - | 98 | 21 538 | 191 226 | | | | | | | | 1 | 1 122 600 | 11 226 000 | 8 166 | 3 662 028 | 34 185 527 | | | |
| SIPHAT | TN0006670012 | SIPHA | S | 99 | Fixing | 1 800 000 | 7,22 | 0,02% | - | - | - | - | - | - | 4,010 | 0,00% | NC | 0,000 | 0,000 | | | | | 3,760 | 6,65% | - | - | 42 | 1 175 | 5 051 |
| UNIMED | TN0007720014 | UMED | A | 11 | Continu | 32 000 000 | 287,04 | 0,70% | - | - | - | 98 | 21 538 | 191 226 | 8,970 | -0,33% | | 8,914 | 8,879 | -0,40% | 9,450 | -5,08% | 1 | 1 122 600 | 11 226 000 | 8 124 | 3 660 853 | 34 180 477 | | |
| SERVICES FINANCIERS | | | | | | 131 016 000 | 1 654,87 | 4,01% | - | - | - | 136 | 12 516 | 278 827 | | | | | | | | 1 | 60 000 | 2 484 000 | 11 808 | 2 356 391 | 48 239 232 | | | |
| ATL | TN0004700100 | ATL | B | 11 | Continu | 32 500 000 | 276,58 | 0,67% | - | - | - | 18 | 1 562 | 13 457 | 8,510 | -1,50% | | 8,564 | 8,615 | 0,60% | 6,100 | 39,51% | - | - | | | 2 851 | 964 955 | 7 182 474 | |
| ATTIJARI LEASING | TN0006610018 | TJL | B | 11 | Continu | 2 750 000 | 98,73 | 0,24% | - | - | - | 11 | 974 | 34 862 | 35,900 | 0,56% | | 35,700 | 35,793 | 0,26% | 29,250 | 22,74% | - | - | | | 649 | 60 007 | 1 950 113 | |
| BEST LEASE | TN0007580012 | BL | B | 12 | Fixing | 30 000 000 | 80,10 | 0,19% | - | - | - | 8 | 801 | 2 139 | 2,670 | 0,00% | | 2,670 | 2,670 | 0,00% | 2,200 | 21,36% | - | - | | | 151 | 39 648 | 92 493 | |
| BH LEASING | TN0006720049 | BHL | B | 12 | Fixing | 7 000 000 | 26,60 | 0,07% | - | - | - | 5 | 149 | 566 | 3,800 | 0,26% | | 3,791 | 3,800 | 0,24% | 3,970 | -4,28% | - | - | | | 179 | 24 214 | 93 043 | |
| CIL | TN0004200853 | CIL | B | 11 | Continu | 7 000 000 | 227,43 | 0,55% | - | - | - | 22 | 2 651 | 86 053 | 32,490 | -1,52% | | 32,638 | 32,461 | -0,54% | 28,250 | 23,50% | - | - | | | 2 241 | 458 914 | 14 868 541 | |
| HANNIBAL LEASE | TN0007310139 | HL | B | 12 | Fixing | 11 000 000 | 82,50 | 0,20% | - | - | - | 20 | 2 440 | 18 300 | 7,500 | 0,00% | | 7,500 | 7,500 | 0,00% | 7,600 | -1,32% | - | - | | | 301 | 96 181 | 711 856 | |
| PLACEMENT DE TUNISIE -SICAF | TN0002500650 | PLTU | B | 12 | Fixing | 1 000 000 | 41,81 | 0,10% | - | - | - | - | - | - | 41,810 | 0,00% | NC | 0,000 | 0,000 | | | | | 41,800 | 0,02% | - | - | 9 | 301 | 12 572 |
| SPDIT - SICAF | TN0001400704 | SPDIT | A | 11 | Continu | 28 000 000 | 374,36 | 0,91% | - | - | - | 11 | 1 080 | 15 522 | 14,370 | -1,98% | | 14,660 | 14,372 | -1,96% | 12,700 | 21,02% | - | - | | | 673 | 154 425 | 2 075 321 | |
| TUNINVEST-SICAR | TN0004100202 | TINV | B | 12 | Fixing | 966 000 | 39,61 | 0,10% | - | - | - | 8 | 93 | 3 813 | 41,000 | 0,00% | | 41,000 | 41,000 | 0,00% | 42,000 | -2,38% | - | - | | | 766 | 56 121 | 2 337 264 | |
| TUNISIE LEASING ET FACTORING | TN0002100907 | TLS | A | 11 | Continu | 10 800 000 | 407,16 | 0,99% | - | - | - | 33 | 2 766 | 104 115 | 37,700 | 0,80% | | 37,662 | 37,641 | -0,06% | 32,750 | 15,12% | 1 | 60 000 | 2 484 000 | 3 988 | 501 625 | 18 915 556 | | |
| TECHNOLOGIE | | | | | | 14 354 134 | 129,74 | 0,31% | - | - | - | 100 | 24 081 | 258 397 | | | | | | | | | | | | | 7 303 | 4 226 624 | 40 579 864 | |
| AETECH | TN0007500010 | AETEC | S | 99 | Fixing | 2 223 334 | 0,91 | 0,00% | - | - | - | - | - | - | 0,410 | 0,00% | S | 0,000 | 0,000 | | | | | 0,320 | 28,13% | - | - | 20 | 11 728 | 4 568 |
| TELNET HOLDING | TN0007440019 | TLNET | B | 11 | Continu | 12 130 800 | 128,83 | 0,31% | - | - | - | 100 | 24 081 | 258 397 | 10,620 | -0,93% | | 10,707 | 10,730 | 0,22% | 6,840 | 55,26% | - | - | | | 7 283 | 4 214 896 | 40 575 296 | |
| TELECOMMUNICATIONS | | | | | | 112 636 800 | 135,63 | 0,33% | - | - | - | 211 | 79 389 | 573 506 | | | | | | | | | | | | | 6 476 | 4 180 382 | 10 066 664 | |
| SOTETEL | TN0006530018 | SOTET | B | 11 | Continu | 4 636 800 | 39,51 | 0,10% | - | - | - | 193 | 64 847 | 560 564 | 8,520 | 0,95% | | 8,427 | 8,644 | 2,58% | 5,210 | 63,53% | - | - | | | 4 361 | 1 012 953 | 7 454 253 | |
| TAWASOL GROUP HOLDING | TN0007650013 | TGH | S | 99 | Fixing | 108 000 000 | 96,12 | 0,23% | - | - | - | 18 | 14 542 | 12 942 | 0,890 | 0,00% | | 0,890 | 0,890 | 0,00% | 0,800 | 11,25% | - | - | | | 2 115 | 3 167 429 | 2 612 411 | |
| VOYAGE ET LOISIRS | | | | | | 106 199 280 | 37,17 | 0,09% | - | - | - | 9 | 16 500 | 5 775 | | | | | | | | | | | | | 801 | 974 004 | 334 079 | |
| TUNISAIR | TN0001200401 | TAIR | S | 99 | Fixing | 106 199 280 | 37,17 | 0,09% | - | - | - | 9 | 16 500 | 5 775 | 0,350 | 0,00% | | 0,350 | 0,350 | 0,00% | 0,340 | 2,94% | - | - | | | 801 | 974 004 | 334 079 | |
| Total | | | | | | 3 063 013 649 | 41 229,75 | 100,00% | 0 | 0 | 0 | 3 172 | 810 453 | 10 473 496 | | | | | | | | 25 | 22 452 830 | 326 151 437 | 236 904 | 102 659 895 | 1 177 493 554 | | | |

Instruments – Lignes secondaires

Marché principal

Séance du 27/04/2026

Année 2026

| Secteur / Émetteur / Valeur | Code ISIN | MNEMO | Groupe | Échanges | Quantité | Capitaux en TND | Dernier cours | Indicateur | Échanges | Quantité | Capitaux en TND |
|--------------------------------------|--------------|-------|--------|----------|----------|-----------------|---------------|------------|----------|----------|-----------------|
| AGRO ALIMENTAIRE ET BOISSONS | | | | | | | | | | | |
| POULINA GROUP HOLDING | | | | | | | | | | | |
| PGH Da 2/25 230611 | TN0005700034 | PGH11 | | 32 – | – | – | – | | NC | 11 | 64 |
| SFBT | | | | | | | | | | | |
| SFBT (Da 1/6) | TN0001100288 | SFB99 | | 32 – | – | – | – | | NC – | – | – |
| SFBT (Da 1/7) | TN0001100296 | SFB00 | | 32 – | – | – | – | | NC – | – | – |
| SFBT (Da 1/2) 2001 | TN0001100304 | SFB11 | | 32 – | – | – | – | | NC | 1 | 1 |
| SFBT Da1/2(11/4/02) | TN0001100312 | SFB02 | | 32 – | – | – | – | | NC – | – | – |
| SFBT Da 1/12 2006 | TN0001100320 | SFB06 | | 32 – | – | – | – | | NC – | – | – |
| SFBT DA2007 1/13 | TN0001100338 | SFB07 | | 32 – | – | – | – | | NC | 8 | 19 |
| SFBT Da5/56 120510 | TN0001100346 | SFB10 | | 32 | 5 | 28 | 140 | 5,000 | | 9 | 57 |
| SFBT Da5/61 300311 | TN0001100353 | SFB11 | | 32 | 5 | 28 | 126 | 4,500 | | 7 | 39 |
| SFBT Da10/66 03712 | TN0001100361 | SFB12 | | 32 | 8 | 42 | 294 | 7,000 | | 19 | 208 |
| SFBT Da1/19 280513 | TN0001100387 | SFB13 | | 32 | 4 | 9 | 7 | 0,740 | | 6 | 49 |
| SFBT DA 1/8 200514 | TN0001100403 | SFB14 | | 32 | 4 | 6 | 33 | 5,500 | | 11 | 20 |
| SFBT DA 1/6 120515 | TN0001100411 | SFB15 | | 32 | 2 | 2 | 5 | 2,310 | | 11 | 37 |
| SFBT DA 1/7 040516 | TN0001100429 | SFB16 | | 32 | 2 | 2 | 8 | 4,000 | | 10 | 20 |
| SFBT DA1/10 040517 | TN0001100437 | SFB17 | | 32 | 2 | 2 | 6 | 2,800 | | 11 | 27 |
| SFBT DA 1/4 300418 | TN0001100445 | SFB18 | | 32 | 2 | 2 | 12 | 6,000 | | 16 | 23 |
| SFBT DA 1/5 130519 | TN0001100452 | SFB19 | | 32 | 2 | 2 | 5 | 2,600 | | 49 | 85 |
| SFBT DA 1/4 200720 | TN0001100460 | SFB20 | | 32 – | – | – | – | | NC | 36 | 138 |
| SFBT DA1/12 280524 | TN3022JYIH65 | SFB24 | | 32 | 4 | 12 | 14 | 1,150 | | 338 | 1597 |
| LAND OR | | | | | | | | | | | |
| LNDOR DA1/32 80617 | TN0007510035 | LND17 | | 32 – | – | – | – | | NC | 12 | 106 |
| ASSURANCE | | | | | | | | | | | |
| BNA ASSURANCES | | | | | | | | | | | |
| AMI DA 1/4 110817 | TN0007680044 | AMI17 | | 32 | 1 | 2 | 3 | 1,530 | | 4 | 5 |
| AMI DA27/35 241120 | TN0007680051 | AMI20 | | 32 | 1 | 34 | 90 | 2,650 | | 18 | 129 |
| ASTREE | | | | | | | | | | | |
| AST DA 1/2 140817 | TN0003000528 | AST17 | | 32 – | – | – | – | | NC – | – | – |
| STAR | | | | | | | | | | | |
| STAR DA 7/6 221225 | TNI7FVNGCJ77 | STAR5 | | 32 – | – | – | – | | NC | 261 | 1831 |
| AUTOMOBILES ET EQUIPEMENTIERS | | | | | | | | | | | |
| ASSAD | | | | | | | | | | | |
| ASSDa1/9(01/07/05) | TN0007140031 | ASSDA | | 32 – | – | – | – | | NC – | – | – |
| ASSAD Da1/4 150609 | TN0007140049 | ASS09 | | 32 – | – | – | – | | NC – | – | – |
| ASS Da 1/10 020610 | TN0007140056 | ASS10 | | 32 – | – | – | – | | NC | 2 | 8 |
| ASS Da 1/22 200611 | TN0007140064 | ASS11 | | 32 – | – | – | – | | NC | 2 | 14 |
| ASS Da 1/23 010812 | TN0007140072 | ASS12 | | 32 – | – | – | – | | NC | 5 | 20 |
| STIP | | | | | | | | | | | |
| STIP Da1/10 0703 | TN0005030028 | STIP3 | | 32 – | – | – | – | | NC – | – | – |
| BANQUES | | | | | | | | | | | |
| AMEN BANK | | | | | | | | | | | |
| AB Da 26 3/37 | TN0003400108 | AB26 | | 32 – | – | – | – | | NC – | – | – |
| AB Da 29 3/40 | TN0003400116 | AB29 | | 32 – | – | – | – | | NC – | – | – |
| AB Da 34 2/59 | TN0003400157 | AB34 | | 32 – | – | – | – | | NC – | – | – |
| AB Da 1/27 | TN0003400207 | ABA38 | | 32 – | – | – | – | | NC | 6 | 43 |
| ABDA 1/14 11122007 | TN0003400272 | ABDA7 | | 32 – | – | – | – | | NC – | – | – |
| AB Da 3/37 281209 | TN0003400371 | ABDA9 | | 32 – | – | – | – | | NC – | – | – |
| AB Da 1/10 110613 | TN0003400454 | AB13 | | 32 – | – | – | – | | NC | 1 | 1 |
| AB DA1/24 01082016 | TN0003400512 | AB16 | | 32 | 7 | 24 | 72 | 3,000 | | 16 | 66 |
| AB DA1/25 300617 | TN0003400579 | AB17 | | 32 – | – | – | – | | NC | 4 | 12 |
| AB DA 1/7 12102023 | TNMY01P21QP7 | AB23 | | 32 – | – | – | – | | NC | 9 | 14 |
| AB DA 2/13 281024 | TN66JFM5A518 | AB24 | | 32 – | – | – | – | | NC | 126 | 506 |
| ATB | | | | | | | | | | | |
| ATBDA1/7 09/11/05 | TN0003600434 | ATBDA | | 32 – | – | – | – | | NC – | – | – |
| ATB Da 1/10 151208 | TN0003600517 | ATB08 | | 32 – | – | – | – | | NC – | – | – |
| ATB Da 1/16 161210 | TN0003600616 | ATB10 | | 32 | 1 | 4 | 1 | 0,250 | | 6 | 45 |
| ATTIJARI BANK | | | | | | | | | | | |
| TJARI - (Da) | TN0001600162 | TJADA | | 32 – | – | – | – | | NC | 2 | 15 |
| TJARI - Da39 | TN0001600261 | TJA39 | | 32 – | – | – | – | | NC – | – | – |
| TJARIDA1/40 250518 | TN0001600501 | TJA18 | | 32 – | – | – | – | | NC | 41 | 1031 |
| TJARIDA4/21 300425 | TN823JXM7T75 | TJA25 | | 32 | 2 | 15 | 200 | 13,320 | | 422 | 2440 |
| BT | | | | | | | | | | | |
| BQ DE TSIE - Da | TN0002200103 | BTDA | | 32 – | – | – | – | | NC | 1 | 8 |
| Bt Da 3/10 170599 | TN0002200210 | BT149 | | 32 – | – | – | – | | NC | 3 | 9 |
| BTDa1/7(3/12/01) | TN0002200251 | BT154 | | 32 – | – | – | – | | NC | 3 | 11 |
| BT Da 1/2 23052006 | TN0002200319 | BTDA6 | | 32 | 1 | | 15 | 14,900 | | 1 | 1 |

| | | | | | | | | | | | |
|--|--------------|-------|----|---|---|----|-----|-------|-----|------|-------|
| BT Da 1/2 10/06/09 | TN0002200327 | BTA9 | 32 | - | - | - | - | NC | 3 | 11 | 45 |
| BT Da 1/3 280613 | TN0002200335 | BT13 | 32 | - | - | - | - | NC | 11 | 64 | 55 |
| BT DA 1/5 03062016 | TN0002200343 | BT16 | 32 | - | - | - | - | NC | 9 | 15 | 32 |
| BT DA 1/4 04052018 | TN0002200350 | BT18 | 32 | - | - | - | - | NC | 15 | 26 | 58 |
| BT DA 1/5 10052022 | TNYHLWKDE9D7 | BT22 | 32 | - | - | - | - | NC | 45 | 89 | 112 |
| BIAT | | | | | | | | | | | |
| BIAT Da32 4/60 | TN0001800465 | BIA32 | 32 | - | - | - | - | NC | - | - | - |
| BIAT Da36 1/24 | TN0001800507 | BIA36 | 32 | - | - | - | - | NC | 3 | 7 | 6 |
| BIAT DA1/20 290620 | TN0001800622 | BIA20 | 32 | - | - | - | - | NC | 39 | 197 | 1453 |
| BIAT DA1/7 291124 | TNK63RI7BF70 | BIA24 | 32 | - | 2 | 2 | 38 | | 317 | 778 | 14729 |
| BNA | | | | | | | | | | | |
| BNA Da 1/10 040509 | TN0003100633 | BNA09 | 32 | - | - | - | - | NC | 5 | 8 | 14 |
| BNA DA 1/10 200618 | TN0003100740 | BNA18 | 32 | - | - | - | - | NC | 25 | 78 | 109 |
| BNA DA 1/55 150419 | TN0003100815 | BNA19 | 32 | - | - | - | - | NC | 33 | 627 | 99 |
| BH BANK | | | | | | | | | | | |
| BQ HABITAT (Da) | TN0001900612 | BHDA | 32 | - | - | - | - | NC | - | - | - |
| BH Da 1/20 150999 | TN0001900679 | BH12 | 32 | - | - | - | - | NC | - | - | - |
| BH Da1/25 14022000 | TN0001900711 | BH14 | 32 | - | - | - | - | NC | - | - | - |
| BHDA 1/15 28052007 | TN0001900778 | BHDA7 | 32 | - | - | - | - | NC | 1 | 2 | 3 |
| BH DA 1/3 270715 | TN0001900901 | BH15 | 32 | - | - | - | - | NC | 5 | 8 | 38 |
| BH DA 1/5 171117 | TN0001900992 | BH17 | 32 | - | - | - | - | NC | 6 | 11 | 23 |
| UBCI | | | | | | | | | | | |
| UBCI Da 1/6 010900 | TN0002400570 | UBC00 | 32 | - | 2 | 2 | 33 | | 3 | 3 | 48 |
| UBCI Da 3/7 010704 | TN0002400646 | UBC04 | 32 | - | 1 | 1 | 34 | | 1 | 1 | 34 |
| UBCI Da 1/2 150710 | TN0002400653 | UBC10 | 32 | - | - | - | - | NC | 2 | 2 | 45 |
| UBCI Da8/33 141013 | TN0002400695 | UBC13 | 32 | - | - | - | - | NC | 27 | 256 | 2228 |
| WIFAK INTERNATIONAL BANK | | | | | | | | | | | |
| WIFAK DA1/2 121015 | TN0007200132 | WIF15 | 32 | - | - | - | - | NC | 3 | 3 | 6 |
| BATIMENT ET MATERIAUX DE CONSTRUCTION | | | | | | | | | | | |
| MPBS | | | | | | | | | | | |
| MPBS DA1/10 070717 | TN0007620032 | MPB17 | 32 | - | 2 | 8 | 8 | | 3 | 10 | 10 |
| MPBS DA1/20 050718 | TN0007620040 | MPB18 | 32 | - | 2 | 2 | 1 | 0,450 | 5 | 37 | 16 |
| MPBS DA1/10 100719 | TN0007620057 | MPB19 | 32 | - | - | - | - | NC | 4 | 11 | 9 |
| MPBS DA1/17 100820 | TN0007620065 | MPB20 | 32 | - | - | - | - | NC | 16 | 44 | 18 |
| CARTHAGE CEMENT | | | | | | | | | | | |
| CC Da 1/52 201210 | TN0007400039 | CC10 | 32 | - | - | - | - | NC | 5 | 31 | - |
| ESSOUKNA | | | | | | | | | | | |
| SOKNA Da1/5 020712 | TN0007210032 | SOK12 | 32 | - | - | - | - | NC | - | - | - |
| SOKNA Da2/5 010714 | TN0007210040 | SOK14 | 32 | - | - | - | - | NC | 4 | 9 | 13 |
| SIMPAR | | | | | | | | | | | |
| SIMPAR Da 1/5 | TN0004000089 | SIM01 | 32 | - | - | - | - | NC | - | - | - |
| SIMPA Da1/6 010708 | TN0004000105 | SIM08 | 32 | - | - | - | - | NC | 1 | 4 | 38 |
| SIMPA Da1/7 010710 | TN0004000121 | SIM10 | 32 | - | - | - | - | NC | - | - | - |
| SIMPA Da1/8 020712 | TN0004000147 | SIM12 | 32 | - | - | - | - | NC | 1 | 1 | 5 |
| SIMPA DA2/9 010714 | TN0004000154 | SIM14 | 32 | - | - | - | - | NC | 2 | 8 | 64 |
| SITS | | | | | | | | | | | |
| SITSDa1/9 28/03/07 | TN0007180037 | SITDA | 32 | - | - | - | - | NC | 1 | 14 | 5 |
| SOMOCER | | | | | | | | | | | |
| SOMOC Da 1/7 0803 | TN0006780027 | SOMC3 | 32 | - | - | - | - | NC | - | - | - |
| SOMOC Da 1/10 0708 | TN0006780043 | SOMC8 | 32 | - | - | - | - | NC | - | - | - |
| SOMOC Da 1/20 2007 | TN0006780050 | SOMC9 | 32 | - | - | - | - | NC | - | - | - |
| SOMC Da1/10 261211 | TN0006780068 | SOM11 | 32 | - | - | - | - | NC | - | - | - |
| SOMC Da1/45 211212 | TN0006780076 | SOM12 | 32 | - | - | - | - | NC | 5 | 65 | 1 |
| SOMC Da2/35 231213 | TN0006780084 | SOM13 | 32 | - | - | - | - | NC | 8 | 62 | 1 |
| SOMC DA3/37 250814 | TN0006780092 | SOM14 | 32 | - | - | - | - | NC | 11 | 74 | 1 |
| SOM DA 1/23 201015 | TN0006780100 | SOM15 | 32 | - | - | - | - | NC | 3 | 14 | - |
| BIENS ET SERVICES INDUSTRIELS | | | | | | | | | | | |
| ONE TECH HOLDING | | | | | | | | | | | |
| OTH DA1/2 181121 | TN7F9QE5NT90 | OTH21 | 32 | - | 1 | 1 | 2 | 2,200 | 10 | 32 | 134 |
| SIAME | | | | | | | | | | | |
| SIAME Da5/11 | TN0006590020 | SIADA | 32 | - | - | - | - | NC | 1 | 3 | 6 |
| SIAME Da1/8 | TN0006590087 | SIAM1 | 32 | - | - | - | - | NC | 3 | 7 | 4 |
| SIAM Da1/25 280704 | TN0006590103 | SIA04 | 32 | - | - | - | - | NC | 3 | 7 | 1 |
| SIAME Da1/10 | TN0006590061 | SIAM4 | 32 | - | - | - | - | NC | 3 | 5 | 2 |
| SIAM DA1/10 160721 | TN0006590111 | SIA21 | 32 | - | - | - | - | NC | 6 | 18 | 6 |
| SOTUVER | | | | | | | | | | | |
| SOTUVER Da 1/24 | TN0006560023 | STVDA | 32 | - | - | - | - | NC | - | - | - |
| STV Da 1/25 010700 | TN0006560049 | STV00 | 32 | - | - | - | - | NC | - | - | - |
| SOTUVER Da 3/34 | TN0006560064 | STV01 | 32 | - | - | - | - | NC | - | - | - |
| STV02 3/10 010102 | TN0006560098 | STV02 | 32 | - | - | - | - | NC | - | - | - |
| STV Da10/31 160712 | TN0006560148 | STV12 | 32 | - | - | - | - | NC | 3 | 19 | 190 |
| SOTUV Da1/7 180713 | TN0006560155 | STV13 | 32 | - | - | - | - | NC | 8 | 18 | 58 |
| SOTUV DA3/41 10714 | TN0006560189 | STV14 | 32 | - | 4 | 27 | 54 | 2,000 | 12 | 67 | 123 |
| STV DA 3/40 200715 | TN0006560197 | STV15 | 32 | - | 4 | 19 | 38 | 2,000 | 17 | 112 | 216 |
| STV DA2/23 4122017 | TN0006560221 | STV17 | 32 | - | - | - | - | NC | 11 | 44 | 70 |
| SOTUV DA7/32 91020 | TN0006560247 | STV20 | 32 | - | 7 | 51 | 251 | 4,920 | 86 | 711 | 2184 |
| STV DA2/11 280722 | TNXI9LW0F07 | STV22 | 32 | - | 4 | 10 | 34 | 3,410 | 169 | 1042 | 2669 |
| CHIMIE | | | | | | | | | | | |
| AIR LIQUIDE TUNISIE | | | | | | | | | | | |

| | | | | | | | | | | | |
|---|--------------|-------|----|---|---|----|-----|--------|-----|-------|-------|
| AIR LIQ Da1/4 0999 | TN0002300366 | ALQDA | 32 | - | - | - | - | NC | 1 | 1 | 220 |
| AIR LIQ Da1/6 0601 | TN0002300374 | ALQ01 | 32 | - | - | - | - | NC - | - | - | |
| ALQ Da1/6 (160902) | TN0002300390 | ALQ02 | 32 | - | - | - | - | NC | 4 | 5 | 425 |
| AIR LIQ Da1/8 0903 | TN0002300408 | ALQ03 | 32 | - | - | - | - | NC | 4 | 8 | 480 |
| ALQ Da1/10 7/09/04 | TN0002300416 | ALQ04 | 32 | - | - | - | - | NC | 6 | 12 | 455 |
| ALQDa1/12 06/09/05 | TN0002300424 | ALQ05 | 32 | - | - | - | - | NC | 2 | 3 | 129 |
| ALQ Da1/12 070906 | TN0002300432 | ALQ06 | 32 | - | - | - | - | NC | 3 | 5 | 173 |
| ALQ Da 1/12 0907 | TN0002300440 | ALQ07 | 32 | - | - | - | - | NC | 5 | 7 | 234 |
| AL Da 1/11 030908 | TN0002300457 | ALQ08 | 32 | - | - | - | - | NC | 5 | 8 | 225 |
| AL Da 1/12 030909 | TN0002300465 | ALQ09 | 32 | - | - | - | - | NC | 6 | 13 | 327 |
| ALQ Da 1/11 060910 | TN0002300473 | ALQ10 | 32 | - | - | - | - | NC | 3 | 8 | 209 |
| ALQ Da 1/11 050911 | TN0002300481 | ALQ11 | 32 | - | - | - | - | NC | 5 | 12 | 316 |
| ALQ Da 1/15 030912 | TN0002300499 | ALQ12 | 32 | - | - | - | - | NC | 2 | 7 | 133 |
| ALQ Da 1/11 020913 | TN0002300507 | ALQ13 | 32 | - | - | - | - | NC | 1 | 1 | 26 |
| ALQ DA 1/12 150914 | TN0002300515 | ALQ14 | 32 | - | - | - | - | NC | 4 | 14 | 256 |
| ALQ DA 1/25 070915 | TN0002300523 | ALQ15 | 32 | - | - | - | - | NC | 5 | 20 | 178 |
| ALQ DA 1/28 050916 | TN0002300531 | ALQ16 | 32 | - | - | - | - | NC | 9 | 37 | 256 |
| ALQ DA 1/31 250917 | TN0002300549 | ALQ17 | 32 | - | - | - | - | NC | 5 | 16 | 96 |
| ALQ DA 1/30 161018 | TN0002300556 | ALQ18 | 32 | - | 1 | 7 | 53 | 7,540 | 6 | 32 | 203 |
| ALQ DA 1/16 160919 | TN0002300564 | ALQ19 | 32 | - | 1 | 13 | 173 | 13,310 | 1 | 13 | 173 |
| ALQ DA 1/45 201120 | TN0002300572 | ALQ20 | 32 | - | 1 | 6 | 28 | 4,630 | 4 | 23 | 86 |
| ALKIMIA | | | | | | | | | | | |
| ALKIM Da | TN0003800711 | ALKDA | 32 | - | - | - | - | NC - | - | - | |
| ALKIM Da 04 | TN0003800729 | ALK04 | 32 | - | - | - | - | NC | 3 | 4 | 6 |
| ALK Da 1/10 240603 | TN0003800737 | ALK03 | 32 | - | - | - | - | NC | 3 | 8 | 10 |
| ALKNSLIB1/4j010123 | TNPIK1R13738 | ALK24 | 32 | - | - | - | - | NC - | - | - | |
| DISTRIBUTION | | | | | | | | | | | |
| ARTES | | | | | | | | | | | |
| ARTES Da1/4 230712 | TN0007300023 | ART12 | 32 | - | - | - | - | NC - | - | - | |
| ARTES Da1/5 040313 | TN0007300031 | ART13 | 32 | - | - | - | - | NC - | - | - | |
| CITY CARS | | | | | | | | | | | |
| CITY DA1/3 230919 | TN0007550023 | CTY19 | 32 | - | - | - | - | NC | 9 | 12 | 91 |
| SMART TUNISIE | | | | | | | | | | | |
| SMART DA1/5 070623 | TN7IDY8X60S8 | SMT23 | 32 | - | - | - | - | NC | 31 | 65 | 247 |
| SMART DA1/6 111124 | TN7PHUMS9GW2 | SMT24 | 32 | - | - | - | - | NC | 49 | 141 | 422 |
| MAGASIN GENERAL | | | | | | | | | | | |
| MAG GEN Da 1/2 | TN0006440028 | MGDA4 | 32 | - | - | - | - | NC - | - | - | |
| MONOPRIX | | | | | | | | | | | |
| MONOPRIX Da | TN0001000116 | MNPDA | 32 | - | - | - | - | NC | 2 | 5 | 12 |
| MNP Da 1/2 100611 | TN0001000124 | MNP11 | 32 | - | 1 | 1 | 7 | 6,660 | 3 | 3 | 17 |
| MNP Da 1/5 040612 | TN0001000132 | MNP12 | 32 | - | - | - | - | NC - | - | - | |
| MNP Da 1/5 160615 | TN0001000140 | MNP15 | 32 | - | 3 | 4 | 7 | 1,800 | 18 | 24 | 28 |
| SOTUMAG | | | | | | | | | | | |
| MGR Da1/3 050710 | TN0006580021 | MGR10 | 32 | - | - | - | - | NC - | - | - | |
| MGR DA 1/10 201217 | TN0006580039 | MGR17 | 32 | - | - | - | - | NC - | - | - | |
| MATIERES PREMIERES | | | | | | | | | | | |
| TPR | | | | | | | | | | | |
| Da TPR 11/149 2006 | TN0007270036 | TPR08 | 32 | - | - | - | - | NC - | - | - | |
| TPR Da 1/8 200509 | TN0007270044 | TPR09 | 32 | - | - | - | - | NC - | - | - | |
| TPR Da 1/36 250510 | TN0007270051 | TPR10 | 32 | - | - | - | - | NC | 1 | 3 | 2 |
| TPR Da 5/37 150611 | TN0007270069 | TPR11 | 32 | - | - | - | - | NC | 2 | 12 | 27 |
| TPR Da 1/21 250612 | TN0007270077 | TPR12 | 32 | - | - | - | - | NC | 6 | 46 | 14 |
| TPR Da 1/44 250613 | TN0007270085 | TPR13 | 32 | - | 3 | 15 | 5 | 0,300 | 15 | 139 | 34 |
| TPR DA 1/9 260716 | TN0007270093 | TPR16 | 32 | - | - | - | - | NC | 6 | 14 | 12 |
| PETROLE ET GAZ | | | | | | | | | | | |
| SOTRAPIL | | | | | | | | | | | |
| STPIL Da1/10 0703 | TN0006660021 | SPIL3 | 32 | - | - | - | - | NC | 5 | 13 | 44 |
| STPILDA0807 1/10 | TN0006660039 | SPIL7 | 32 | - | - | - | - | NC - | - | - | |
| STPIL Da1/25301208 | TN0006660047 | SPIL8 | 32 | - | - | - | - | NC | 14 | 115 | 132 |
| STPIL Da1/20 02712 | TN0006660054 | SPL12 | 32 | - | - | - | - | NC | 9 | 41 | 58 |
| STPIL Da1/33 01713 | TN0006660062 | SPL13 | 32 | - | 2 | 30 | 30 | 1,000 | 20 | 186 | 170 |
| STPIL DA1/17 20614 | TN0006660070 | SPL14 | 32 | - | 3 | 13 | 22 | 1,700 | 23 | 93 | 155 |
| STPL DA1/32 180615 | TN0006660088 | SPL15 | 32 | - | 5 | 58 | 56 | 0,960 | 28 | 300 | 256 |
| STPIL DA1/39 01716 | TN0006660096 | SPL16 | 32 | - | 3 | 31 | 25 | 0,800 | 18 | 187 | 139 |
| STPILDA1/56 300617 | TN0006660104 | SPL17 | 32 | - | 4 | 31 | 16 | 0,520 | 27 | 368 | 161 |
| STPILDA1/39 290618 | TN0006660112 | SPL18 | 32 | - | 3 | 31 | 24 | 0,780 | 37 | 445 | 278 |
| PRODUITS MENAGERS ET DE SOIN PERSONNEL | | | | | | | | | | | |
| EURO-CYCLES | | | | | | | | | | | |
| ECYCL DA1/2 010616 | TN0007570021 | ECY16 | 32 | - | - | - | - | NC | 2 | 2 | 18 |
| ECYC DA1/10 010719 | TN0007570039 | ECY19 | 32 | - | - | - | - | NC | 8 | 12 | 14 |
| ECYC DA1/10 040822 | TNUTSNMT2ET9 | ECY22 | 32 | - | 6 | 10 | 12 | 1,200 | 39 | 88 | 102 |
| ATELIER MEUBLE INTERIEURS | | | | | | | | | | | |
| SAM DA 1/10 280717 | TN0007740020 | SAM17 | 32 | - | - | - | - | NC | 3 | 5 | 4 |
| SAM DA 1/5 300920 | TN0007740038 | SAM20 | 32 | - | - | - | - | NC | 1 | 1 | 1 |
| SAM DA 8/85 241125 | TNLPW5AW8TJ4 | SAM25 | 32 | - | - | - | - | NC | 164 | 4 392 | 1 753 |
| Société d'Articles Hygïéniques | | | | | | | | | | | |
| SAH DA 1/7 050814 | TN0007610025 | SAH14 | 32 | - | - | - | - | NC | 10 | 17 | 58 |
| SAH DA 1/20 050914 | TN0007610033 | SAH42 | 32 | - | - | - | - | NC | 9 | 32 | 36 |
| SAH Da 1/5 230615 | TN0007610041 | SAH15 | 32 | - | - | - | - | NC | 1 | 1 | 5 |

| | | | | | | | | | | | |
|------------------------------|--------------|-------|----|---|-----|-----|------|--------|------|-------|--------|
| SAH DA 1/14 250117 | TN0007610058 | SAH17 | 32 | - | - | - | - | NC | 5 | 12 | 16 |
| SAH DA 1/17 070717 | TN0007610066 | SAH72 | 32 | - | - | - | - | NC | 8 | 29 | 29 |
| SAH DA 1/14 131217 | TN0007610074 | SAH73 | 32 | - | - | - | - | NC | 1 | 1 | 2 |
| SAH DA 1/14 010818 | TN0007610082 | SAH18 | 32 | - | - | - | - | NC | 14 | 78 | 101 |
| SAH DA 1/18 031218 | TN0007610090 | SAH82 | 32 | - | - | - | - | NC | 21 | 149 | 154 |
| SAH DA1/4 22082022 | TNZTIWM7NY78 | SAH22 | 32 | - | 5 | 10 | 34 | 3,400 | 124 | 583 | 1742 |
| SAH DA 1/35 010823 | TNG73XSR2T07 | SAH23 | 32 | - | 4 | 44 | 20 | 0,450 | 321 | 3793 | 1392 |
| NEW BODY LINE | | | | | | | | | | | |
| NBL Da1/45 161213 | TN0007540032 | NBL13 | 32 | - | 4 | 40 | 5 | 0,120 | 17 | 206 | 23 |
| NBL DA 1/10 280717 | TN0007540040 | NBL17 | 32 | - | - | - | - | NC | 7 | 13 | 6 |
| OFFICE PLAST | | | | | | | | | | | |
| PLAST DA1/4 161216 | TN0007700032 | PLS16 | 32 | - | - | - | - | NC | 6 | 10 | 3 |
| PLA DA3/100 231020 | TN0007700065 | PLA20 | 32 | - | - | - | - | NC | 12 | 428 | 7 |
| PLA DA7/103 190721 | TN0007700081 | PLA21 | 32 | - | - | - | - | NC | 18 | 1283 | 69 |
| PLAST DA1/5 190722 | TN2H814GI6F8 | PLA22 | 32 | - | - | - | - | NC | 14 | 341 | 27 |
| SANTÉ | | | | | | | | | | | |
| UNIMED | | | | | | | | | | | |
| UMED D76/509 26716 | TN0007720022 | UMD16 | 32 | - | - | - | - | NC | 7 | 115 | 186 |
| UMD DA11/117 40817 | TN0007720030 | UMD17 | 32 | - | - | - | - | NC | 22 | 6770 | 3566 |
| SERVICES FINANCIERS | | | | | | | | | | | |
| ATL | | | | | | | | | | | |
| ATL Da 1/5 290808 | TN0004700266 | ATL08 | 32 | - | - | - | - | NC | 2 | 4 | 8 |
| ATL Da 2/17 261112 | TN0004700472 | ATL12 | 32 | - | 1 | 16 | 19 | 1,160 | 8 | 44 | 44 |
| ATTIJARI LEASING | | | | | | | | | | | |
| ATTIJARI LS ROMPU | TN0006610141 | TJLR | 32 | - | - | - | - | NC | - | - | - |
| TJL DA 3/17 210717 | TN0006610448 | TJL17 | 32 | - | - | - | - | NC | 17 | 428 | 2410 |
| BH LEASING | | | | | | | | | | | |
| ML DA 1/4 250515 | TN0006720072 | ML15 | 32 | - | - | - | - | NC | 8 | 8 | 5 |
| CIL | | | | | | | | | | | |
| CIL DA 2007 1/4 | TN0004201042 | CIL07 | 32 | - | - | - | - | NC | - | - | - |
| CIL Da 1/5 301208 | TN0004201117 | CIL08 | 32 | - | - | - | - | NC | - | - | - |
| CIL Da 1/3 110610 | TN0004201216 | CIL10 | 32 | - | 1 | 2 | 51 | 25,550 | 3 | 5 | 101 |
| CIL Da 1/4 030611 | TN0004201281 | CIL11 | 32 | - | - | - | - | NC | 1 | 1 | 6 |
| CIL DA2/5 15052023 | TNEOEJK4P2R7 | CIL23 | 32 | - | - | - | - | NC | 1 | 1 | 5 |
| HANNIBAL LEASE | | | | | | | | | | | |
| HL DA 1/10 180817 | TN0007310378 | HL17 | 32 | - | - | - | - | NC | - | - | - |
| HL DA37/100 090720 | TN0007310519 | HL20 | 32 | - | - | - | - | NC | 13 | 267 | 619 |
| SPDIT - SICAF | | | | | | | | | | | |
| SPDIT Da 1/24 3512 | TN0001400720 | SPD12 | 32 | - | 1 | 12 | 9 | 0,740 | 4 | 28 | 18 |
| TUNISIE LEASING ET FACTORING | | | | | | | | | | | |
| TUN. LEAS. (Da 10) | TN0002100915 | TLSDA | 32 | - | - | - | - | NC | - | - | - |
| TLS Da 1/4 | TN0002100956 | TLD01 | 32 | - | - | - | - | NC | - | - | - |
| TLS Da 1/5(021202) | TN0002100980 | TLS02 | 32 | - | - | - | - | NC | - | - | - |
| TLS Da 1/6(181203) | TN0002101012 | TLS03 | 32 | - | - | - | - | NC | - | - | - |
| TLS Da 1/7(061204) | TN0002101061 | TLS04 | 32 | - | - | - | - | NC | - | - | - |
| TLS Da1/55(010307) | TN0002101152 | TLS07 | 32 | - | - | - | - | NC | - | - | - |
| TLS Da 1/56 030308 | TN0002101210 | TLS08 | 32 | - | - | - | - | NC | 3 | 81 | 77 |
| TLS Da 1/57 020309 | TN0002101319 | TLS09 | 32 | - | - | - | - | NC | 3 | 22 | 14 |
| TLS Da 1/68 301209 | TN0002101392 | TLS92 | 32 | - | - | - | - | NC | 8 | 64 | 34 |
| TLS Da 1/69 010210 | TN0002101400 | TLS10 | 32 | - | - | - | - | NC | 11 | 91 | 45 |
| TLS Da 3/80 010213 | TN0002101590 | TLS13 | 32 | - | 3 | 23 | 38 | 1,660 | 21 | 240 | 345 |
| TL DA3/83 10022014 | TN0002101749 | TLS14 | 32 | - | - | - | - | NC | 31 | 466 | 637 |
| TL DA2/43 02022015 | TN0002101814 | TLS15 | 32 | - | - | - | - | NC | 18 | 152 | 262 |
| TLS DA1/23 010719 | TN0002102044 | TLS19 | 32 | - | 2 | 21 | 36 | 1,710 | 33 | 211 | 342 |
| TECHNOLOGIE | | | | | | | | | | | |
| TELNET HOLDING | | | | | | | | | | | |
| TLN DA 1/10 010719 | TN0007440035 | TLN19 | 32 | - | - | - | - | NC | 8 | 28 | 23 |
| TELECOMMUNICATIONS | | | | | | | | | | | |
| SOTETEL | | | | | | | | | | | |
| SOTETEL Da1/6 | TN0006530059 | SOT01 | 32 | - | - | - | - | NC | 1 | 2 | 4 |
| SOT Da 1/5 010102 | TN0006530067 | SOT02 | 32 | - | - | - | - | NC | - | - | - |
| SOT Da 1/5 010703 | TN0006530075 | SOT03 | 32 | - | - | - | - | NC | - | - | - |
| SOT Da 1/10 150704 | TN0006530083 | SOT04 | 32 | - | - | - | - | NC | - | - | - |
| SOT Da1/22 010906 | TN0006530091 | SOT06 | 32 | - | - | - | - | NC | 1 | 7 | 2 |
| VOYAGE ET LOISIRS | | | | | | | | | | | |
| TUNISAIR | | | | | | | | | | | |
| TUNISAIR - Da 01 | TN0001200419 | TAIDA | 32 | - | - | - | - | NC | - | - | - |
| TUNISAIR - Da 04 | TN0001200468 | TAI04 | 32 | - | - | - | - | NC | 1 | 6 | - |
| TAIR Da1/10 010799 | TN0001200476 | TAI99 | 32 | - | - | - | - | NC | - | - | - |
| TAIR Da1/10 030700 | TN0001200492 | TAI00 | 32 | - | - | - | - | NC | 1 | 3 | - |
| TUNISAIR Da 1/10 | TN0001200518 | TAI01 | 32 | - | - | - | - | NC | 2 | 32 | 1 |
| TAIR Da1/22 310806 | TN0001200534 | TAI06 | 32 | - | - | - | - | NC | 4 | 46 | 1 |
| TAIR Da 1/5 010908 | TN0001200542 | TAI08 | 32 | - | - | - | - | NC | 7 | 31 | 1 |
| TAIR Da1/11 170709 | TN0001200567 | TAI09 | 32 | - | - | - | - | NC | 6 | 16 | - |
| Total | | | | | 139 | 756 | 2191 | | 3902 | 36468 | 218541 |

Instruments – Obligations

Titres émis par l'Etat

| Séance du 27/04/2026 | | | | | | | | | | | | Année 2026 | | | |
|----------------------|--------------|-------|--------|-------------------|----------|----------|-----------------|---------|--------------|------------|-----------|------------|----------|-----------------|--|
| Valeur | Code ISIN | MNEMO | Groupe | Unité de Cotation | Echanges | Quantité | Capitaux en TND | Clôture | Var. du Jour | Indicateur | Ouverture | Echanges | Quantité | Capitaux en TND | |
| BTA 6.3% Oct 2026 | TN0008000580 | B1026 | | 21 % | – | – | – | 98,000 | 0.00% | NC | 98,000 | – | – | – | |
| BTA6.7% Avril 2028 | TN0008000606 | B0428 | | 21 % | – | – | – | 93,100 | 0.00% | NC | 93,100 | – | – | – | |
| BTA 7,5% Juil 2032 | TN0008000663 | B0732 | | 21 % | – | – | – | 97,000 | 0.00% | NC | 97,000 | – | – | – | |
| BTA 7% Juil 2028 | TN0008000697 | B0728 | | 21 % | – | – | – | 90,500 | 0.00% | NC | 90,500 | – | – | – | |
| BTA 7,2% Fev 2027 | TN0008000721 | B0227 | | 21 % | – | – | – | 99,250 | 0.00% | NC | 97,590 | 12 | 9200 | 9 660 687 | |
| BTA 7,4% Fev 2030 | TN0008000739 | B0230 | | 21 % | – | – | – | 95,560 | 0.00% | NC | 93,450 | 8 | 544 | 525 748 | |
| BTA 7,2% Mai 2027 | TN0008000747 | B0527 | | 21 % | – | – | – | 99,030 | 0.00% | NC | 96,510 | 7 | 409 | 429 343 | |
| BTA 8% Nov 2030 | TN0008000762 | B1130 | | 21 % | – | – | – | 97,000 | 0.00% | NC | 97,000 | – | – | – | |
| BTA 7,3% Dec 2027 | TN0008000770 | B1227 | | 21 % | – | – | – | 91,050 | 0.00% | NC | 91,050 | – | – | – | |
| BTA 7,5% Janv 2028 | TN0008000796 | B0128 | | 21 % | – | – | – | 100,000 | 0.00% | NC | 100,000 | – | – | – | |
| BTA 8% Mars 2033 | TN0008000804 | B0333 | | 21 % | – | – | – | 100,000 | 0.00% | NC | 100,000 | – | – | – | |
| BTA 6,6% Mars 2027 | TN0008000655 | B0327 | | 21 % | – | – | – | 98,000 | 0.00% | NC | 97,100 | 1 | 158 | 163 697 | |
| BTA 7,5% Dec 2028 | TN0008000812 | B1228 | | 21 % | – | – | – | 94,720 | 0.00% | NC | 94,720 | – | – | – | |
| E NAT 2021 8,80% B | TN0008000838 | NB26 | | 21 % | – | – | – | 100,310 | 0.00% | NC | 100,000 | 2 | 65 000 | 6 938 348 | |
| E NAT 2021 8,90% C | TN0008000846 | NC28 | | 21 % | – | – | – | 93,000 | 0.00% | NC | 93,000 | – | – | – | |
| ENAT2021 8,70%A PP | TN0008000820 | NA26 | | 21 % | – | – | – | 100,310 | 0.00% | NC | 97,500 | 3 | 157 435 | 840 802 | |
| ENAT2 2021 8,80% B | TN0008000895 | NB226 | | 21 % | – | – | – | 100,000 | 0.00% | NC | 100,000 | – | – | – | |
| ENAT2 2021 8,90% C | TN0008000903 | NC228 | | 21 % | – | – | – | 95,000 | 0.00% | NC | 95,000 | 1 | 6 | 5 957 | |
| ENAT2 HASSAN21 APP | TN0008000853 | NH226 | | 21 % | – | – | – | 100,000 | 0.00% | NC | 100,000 | – | – | – | |
| ENAT22021 8,70%APP | TN0008000887 | NA226 | | 21 % | – | – | – | 100,410 | 0.00% | NC | 97,000 | 2 | 2 200 | 11 614 | |
| ENAT3 2021 8,80% B | TNYZ06UGUZ33 | NB3F6 | | 21 % | – | – | – | 100,000 | 0.00% | NC | 94,500 | 2 | 4 050 | 417 386 | |
| ENAT3 2021 8,90% C | TN3QL5M1QLW6 | NC3F8 | | 21 % | – | – | – | 100,000 | 0.00% | NC | 100,000 | – | – | – | |
| ENAT3 HASSAN2021 B | TNVSDML2VYJ5 | NHB36 | | 21 % | – | – | – | 100,000 | 0.00% | NC | 100,000 | – | – | – | |
| ENAT3 HASSAN2021 C | TNJQ3VIAM1R9 | NHC38 | | 21 % | – | – | – | 100,000 | 0.00% | NC | 100,000 | – | – | – | |
| ENAT32021 8,70%APP | TNZBXQU5RZ91 | NA3F6 | | 21 % | – | – | – | 95,000 | 0.00% | NC | 97,000 | 6 | 2 208 | 11 147 | |
| ENT32021T+2,45%APP | TNSUXW7EBUQ0 | NA3V6 | | 21 % | – | – | – | 95,000 | 0.00% | NC | 95,000 | – | – | – | |
| ENAT3 HASSAN21 APP | TNE5I87AYZT5 | NHA36 | | 21 % | – | – | – | 100,000 | 0.00% | NC | 100,000 | – | – | – | |
| ENAT32021 T+2,55%B | TN5QHxz8T348 | NB3V6 | | 21 % | – | – | – | 100,000 | 0.00% | NC | 100,000 | – | – | – | |
| ENAT32021 T+2,65%C | TNJP2LP1CVE1 | NC3V8 | | 21 % | – | – | – | 100,000 | 0.00% | NC | 100,000 | – | – | – | |
| ENAT1 2022 A 8,80% | TNPSLOPEJVO7 | NAF27 | | 21 % | – | 1 | 74 | 355 | 95,000 | -5.00% | 95,000 | 24 | 13 992 | 145 965 | |
| ENAT1 2022 B 8,90% | TNHG2VXQ3BGO | NBF29 | | 21 % | – | – | – | 98,000 | 0.00% | NC | 100,000 | 3 | 52 | 4 000 | |
| ENAT1 2022 C 9,10% | TN5XXZ2454U2 | NCF32 | | 21 % | – | – | – | 100,000 | 0.00% | NC | 100,000 | – | – | – | |
| ENAT1 2022A T+2,4% | TNLEGO8CKWX3 | NAV27 | | 21 % | – | – | – | 100,000 | 0.00% | NC | 92,500 | 1 | 1 170 | 12 714 | |
| ENAT1 2022B T+2,5% | TN00U20VQYS5 | NBV29 | | 21 % | – | – | – | 100,000 | 0.00% | NC | 100,000 | – | – | – | |
| ENAT1 2022CT+2,65% | TNQHMI7RIBR5 | NCV32 | | 21 % | – | – | – | 100,000 | 0.00% | NC | 100,000 | – | – | – | |
| ENAT1 HASSAN2022 A | TNCDR74CL701 | NHA27 | | 21 % | – | – | – | 100,000 | 0.00% | NC | 100,000 | – | – | – | |
| ENAT1 HASSAN2022 B | TNBHB9XIP394 | NHB29 | | 21 % | – | – | – | 100,000 | 0.00% | NC | 100,000 | – | – | – | |
| ENAT1 HASSAN2022 C | TNW1CN5IM5T4 | NHC32 | | 21 % | – | – | – | 100,000 | 0.00% | NC | 100,000 | – | – | – | |
| ENAT2 2022 9,35% B | TNQVHB5WZ2K2 | NB2F9 | | 21 % | – | – | – | 97,100 | 0.00% | NC | 101,750 | 1 | 100 | 8 250 | |
| ENAT2 2022 9,60% C | TNI9EO2MTU05 | NC2F2 | | 21 % | – | – | – | 100,700 | 0.00% | NC | 100,700 | – | – | – | |
| ENAT2 2022T+2,40%C | TN11TIBOEPV4 | NC2V2 | | 21 % | – | – | – | 100,000 | 0.00% | NC | 100,000 | – | – | – | |
| ENAT2 HASSAN2022 B | TNU9AUB15T16 | NH2B9 | | 21 % | – | – | – | 100,000 | 0.00% | NC | 100,000 | – | – | – | |
| ENAT2 HASSAN2022 C | TN714WHHNWN4 | NH2C2 | | 21 % | – | – | – | 100,000 | 0.00% | NC | 100,000 | – | – | – | |
| ENAT2 HASSAN22 APP | TNM460WVRPO6 | NH2A7 | | 21 % | – | – | – | 65,000 | 0.00% | NC | 65,000 | – | – | – | |
| ENAT22022 9,25%APP | TNJ1M1ZAWYG5 | NA2F7 | | 21 % | – | – | – | 97,000 | 0.00% | NC | 99,000 | 4 | 23 155 | 246 822 | |
| ENAT22022 T+2,2% B | TNF00WIRG8H7 | NB2V9 | | 21 % | – | – | – | 100,000 | 0.00% | NC | 100,000 | – | – | – | |
| ENT2 22 T+2,15%APP | TNQCK0BPZ5A4 | NA2V7 | | 21 % | – | – | – | 100,000 | 0.00% | NC | 100,000 | 1 | 1 500 | 15 830 | |
| ENAT3 2022 9,35% B | TNRGVS08DE36 | NB3F9 | | 21 % | – | – | – | 100,170 | 0.00% | NC | 100,170 | – | – | – | |
| ENAT3 2022 9,60% C | TN444WPDZOC1 | NC3F2 | | 21 % | – | – | – | 100,000 | 0.00% | NC | 100,000 | – | – | – | |
| ENAT3 2022T+2,40%C | TNIZ090I5G66 | NC3V2 | | 21 % | – | – | – | 100,000 | 0.00% | NC | 100,000 | – | – | – | |
| ENAT32022 9,25%APP | TNXNSUSILB12 | NA3F7 | | 21 % | – | – | – | 98,000 | 0.00% | NC | 93,000 | 3 | 2 965 | 29 817 | |
| ENAT32022 T+2,2% B | TN0JN6PVVH38 | NB3V9 | | 21 % | – | – | – | 100,000 | 0.00% | NC | 100,000 | – | – | – | |
| ENT3 22 T+2,15%APP | TNWL10DSWXK1 | NA3V7 | | 21 % | – | – | – | 99,000 | 0.00% | NC | 99,000 | – | – | – | |
| BTA 8,8% Sept 2032 | TNJL4N1SD7B2 | B0932 | | 21 % | – | – | – | 100,000 | 0.00% | NC | 100,000 | – | – | – | |
| ENAT4 2022 9,4% B | TNWRCVSYL730 | NB4F9 | | 21 % | – | – | – | 100,000 | 0.00% | NC | 96,000 | 1 | 99 | 8 179 | |
| ENAT4 2022 9,60% C | TNEFCT8MXYZ3 | NC4F2 | | 21 % | – | – | – | 100,000 | 0.00% | NC | 100,000 | – | – | – | |
| ENAT4 2022T+2,25%C | TNVFSFLG1FH4 | NC4V2 | | 21 % | – | – | – | 100,000 | 0.00% | NC | 100,000 | – | – | – | |
| ENAT4 HASSAN2022 C | TNQR5G236GA1 | NH4C2 | | 21 % | – | – | – | 100,000 | 0.00% | NC | 100,000 | – | – | – | |
| ENAT42022 9,35%APP | TNOAYHSVTHY1 | NA4F7 | | 21 % | – | – | – | 99,000 | 0.00% | NC | 99,000 | 3 | 6 201 | 63 723 | |
| ENAT42022T+2,05% B | TN7PM93UZP50 | NB4V9 | | 21 % | – | – | – | 100,000 | 0.00% | NC | 100,000 | – | – | – | |
| ENAT4HASSAN2022APP | TNA3G5IE2961 | NH4A7 | | 21 % | – | – | – | 100,000 | 0.00% | NC | 100,000 | – | – | – | |
| ENT4 2022 T+2% APP | TN2MVOGUKOA5 | NA4V7 | | 21 % | – | – | – | 100,750 | 0.00% | NC | 100,750 | – | – | – | |
| BTA 8% Janv 2029 | TNHUVZNLATV4 | B0129 | | 21 % | – | – | – | 100,000 | 0.00% | NC | 100,000 | – | – | – | |
| ENAT1 2023 9,95% C | TNKTKE05CIW5 | NCF33 | | 21 % | – | – | – | 99,000 | 0.00% | NC | 99,000 | – | – | – | |
| ENAT1 2023 9,8% B | TNCGJF5TW027 | NBF30 | | 21 % | – | – | – | 93,500 | 0.00% | NC | 93,500 | – | – | – | |
| ENAT1 2023T+1,95%C | TNHZAONAPWF9 | NCV33 | | 21 % | – | – | – | 100,620 | 0.00% | NC | 100,620 | – | – | – | |
| ENAT1 HASSAN2023 B | TN36Q80XFK87 | NHB30 | | 21 % | – | – | – | 100,000 | 0.00% | NC | 100,000 | – | – | – | |
| ENAT12023 9,75%APP | TN6DQ00JBLT7 | NAF28 | | 21 % | – | – | – | 97,010 | 0.00% | NC | 97,000 | 10 | 51 877 | 567 121 | |

| | | | | | | | | | | | | | |
|--------------------|---------------|-------|------|---|----|-----|---------|-------|----|---------|-----|--------|----------|
| ENAT12023T+1,75% B | TN3C6DVEWM76 | NBV30 | 21 % | - | - | - | 100,000 | 0,00% | NC | 100,000 | - | - | - |
| ENAT1HASSAN2023APP | TNJT7SUL9423 | NHA28 | 21 % | - | - | - | 100,000 | 0,00% | NC | 100,000 | - | - | - |
| ENT12023T+1,7% APP | TNBYT7TD19Z0 | NAV28 | 21 % | - | - | - | 100,000 | 0,00% | NC | 91,000 | 1 | 3926 | 39614 |
| ENAT2 2023 9,8% B | TNCR2TMAK1K8 | NB2F0 | 21 % | - | - | - | 99,000 | 0,00% | NC | 99,000 | - | - | - |
| ENAT2 2023 9,95% C | TNNZ2M9ZHIT3 | NC2F3 | 21 % | - | - | - | 97,000 | 0,00% | NC | 97,000 | - | - | - |
| ENAT2 2023T+1,95%C | TNDRFUSQRGB4 | NC2V3 | 21 % | - | - | - | 100,000 | 0,00% | NC | 100,000 | - | - | - |
| ENAT2 HASSAN23 APP | TNS7ORLC1A97 | NH2A8 | 21 % | - | - | - | 63,000 | 0,00% | NC | 70,000 | 2 | 449 | 2829 |
| ENAT22023 9,75%APP | TNNI3UPDY012 | NA2F8 | 21 % | - | - | - | 98,010 | 0,00% | NC | 99,010 | 45 | 24136 | 259263 |
| ENAT22023T+1,75% B | TNN50G7PX8W5 | NB2V0 | 21 % | - | - | - | 100,000 | 0,00% | NC | 100,000 | - | - | - |
| ENT22023T+1,7% APP | TNH0FRXHSG72 | NA2V8 | 21 % | - | - | - | 97,000 | 0,00% | NC | 97,000 | 4 | 14657 | 157384 |
| BTA 8,25% Juin2031 | TNNO5OORH1F1 | B0631 | 21 % | - | - | - | 95,300 | 0,00% | NC | 95,300 | - | - | - |
| BTA 9,4% aout 2033 | TNNUS2JABSF6 | B0833 | 21 % | - | - | - | 99,950 | 0,00% | NC | 100,010 | 1 | 800 | 831328 |
| BTA 9,5% aout 2035 | TN19GXXADLDO | B0835 | 21 % | - | - | - | 100,000 | 0,00% | NC | 100,000 | - | - | - |
| BTA 9% sept 2029 | TNLRQIPOOJY4 | B0929 | 21 % | - | - | - | 99,100 | 0,00% | NC | 98,700 | 2 | 430 | 438126 |
| ENAT3 2023 9,8% B | TNVE955M6R90 | NB3F0 | 21 % | - | - | - | 100,000 | 0,00% | NC | 100,000 | - | - | - |
| ENAT3 2023 9,95% C | TNDSN3G1YQE9 | NC3F3 | 21 % | - | - | - | 100,000 | 0,00% | NC | 100,000 | - | - | - |
| ENAT3 2023T+1,95%C | TNOLAJZU8LX6 | NC3V3 | 21 % | - | - | - | 100,000 | 0,00% | NC | 100,000 | - | - | - |
| ENAT32023 9,75%APP | TNPECGNMEV9 | NA3F8 | 21 % | - | - | - | 98,500 | 0,00% | NC | 100,000 | 1 | 1000 | 10363 |
| ENAT32023T+1,75% B | TNRS9CVT3S7 | NB3V0 | 21 % | - | - | - | 100,000 | 0,00% | NC | 100,000 | - | - | - |
| ENT32023T+1,7% APP | TNVI299YK4C1 | NA3V8 | 21 % | - | - | - | 97,500 | 0,00% | NC | 97,500 | - | - | - |
| ENAT4 2023 9,8% B | TNBII1MJCEF3 | NB4F0 | 21 % | - | - | - | 101,700 | 0,00% | NC | 100,000 | 1 | 70000 | 7192299 |
| ENAT4 2023T+1,95%C | TN10K3C5R1G1 | NC4V3 | 21 % | - | - | - | 100,000 | 0,00% | NC | 100,000 | - | - | - |
| ENAT4 HASSAN2023 C | TNT8JDMSP7 | NH4C3 | 21 % | - | - | - | 100,000 | 0,00% | NC | 100,000 | - | - | - |
| ENAT4 HASSAN23 APP | TNNS9SUDVGS5 | NH4A8 | 21 % | - | - | - | 100,000 | 0,00% | NC | 100,000 | - | - | - |
| ENAT42023 9,75%APP | TNGVARQJ07Y7 | NA4F8 | 21 % | - | - | - | 97,000 | 0,00% | NC | 96,000 | 2 | 1046 | 10475 |
| ENAT42023 9,95% C | TNBSXXEKBFR8 | NC4F3 | 21 % | - | - | - | 100,000 | 0,00% | NC | 100,000 | - | - | - |
| ENAT42023T+1,75% B | TNMCXPXLL1EE2 | NB4V0 | 21 % | - | - | - | 100,000 | 0,00% | NC | 100,000 | - | - | - |
| ENAT1 2024 9,8% B | TNUWXR58DVH5 | NBF31 | 21 % | - | - | - | 101,300 | 0,00% | NC | 101,300 | - | - | - |
| ENAT1 2024 9,95% C | TNRLFZ5FIX29 | NCF34 | 21 % | - | - | - | 100,000 | 0,00% | NC | 100,000 | - | - | - |
| ENAT1 2024T+1,95%C | TN85T11TY25 | NCV34 | 21 % | - | - | - | 100,000 | 0,00% | NC | 100,000 | - | - | - |
| ENAT12024 9,75%APP | TNLI8MDN3K59 | NAF29 | 21 % | - | - | - | 99,000 | 0,00% | NC | 100,000 | 12 | 11840 | 118353 |
| ENAT12024T+1,75% B | TN2781ZB9E10 | NBV31 | 21 % | - | - | - | 100,000 | 0,00% | NC | 100,000 | - | - | - |
| ENAT1HASSAN2024 B | TNVOIKZMIV2 | NHB31 | 21 % | - | - | - | 100,000 | 0,00% | NC | 100,000 | - | - | - |
| ENAT1HASSAN2024APP | TNX8RLJOS6K2 | NHA29 | 21 % | - | - | - | 100,000 | 0,00% | NC | 100,000 | - | - | - |
| ENT12024T+1,7% APP | TNJ48E224391 | NAV29 | 21 % | - | - | - | 100,000 | 0,00% | NC | 100,000 | - | - | - |
| ENAT2 2024 9,8% B | TNXOK9990B08 | NB2F1 | 21 % | - | - | - | 101,300 | 0,00% | NC | 101,300 | - | - | - |
| ENAT2 2024 9,95% C | TN5W126K4ERO | NC2F4 | 21 % | - | - | - | 100,000 | 0,00% | NC | 100,000 | - | - | - |
| ENAT2 2024T+1,95%C | TN8KXKPKVQU2 | NC2V4 | 21 % | - | - | - | 100,000 | 0,00% | NC | 100,000 | - | - | - |
| ENAT22024 9,75%APP | TNGB6J5LA0W7 | NA2F9 | 21 % | - | - | - | 96,300 | 0,00% | NC | 96,000 | 12 | 13310 | 139068 |
| ENAT22024T+1,75% B | TNC6WBFURIQ8 | NB2V1 | 21 % | - | - | - | 100,000 | 0,00% | NC | 100,000 | - | - | - |
| ENAT2HASSAN2024 B | TNSTVM3VL445 | NH2B1 | 21 % | - | - | - | 100,000 | 0,00% | NC | 100,000 | - | - | - |
| ENAT2HASSAN24APP | TNNC5BCJLRM3 | NH2A9 | 21 % | - | - | - | 100,000 | 0,00% | NC | 100,000 | - | - | - |
| ENT22024T+1,7% APP | TN2ZCQJFHW9 | NA2V9 | 21 % | - | - | - | 100,000 | 0,00% | NC | 100,000 | - | - | - |
| ENAT3 2024 9,8% B | TNFC807A98F4 | NB3F1 | 21 % | - | - | - | 101,540 | 0,00% | NC | 101,540 | - | - | - |
| ENAT3 2024 9,95% C | TNPDPODY2398 | NC3F4 | 21 % | - | - | - | 100,000 | 0,00% | NC | 100,000 | - | - | - |
| ENAT3 2024T+1,95%C | TNLBC9INKV10 | NC3V4 | 21 % | - | - | - | 100,000 | 0,00% | NC | 100,000 | - | - | - |
| ENAT3 HASSAN2024 B | TNINM1L131F4 | NH3B1 | 21 % | - | - | - | 100,000 | 0,00% | NC | 100,000 | - | - | - |
| ENAT32024 9,75%APP | TNBDWIX8EYF6 | NA3F9 | 21 % | - | - | - | 98,000 | 0,00% | NC | 94,500 | 2 | 2600 | 26241 |
| ENAT32024T+1,75% B | TNAO0T7V1X56 | NB3V1 | 21 % | - | - | - | 100,000 | 0,00% | NC | 100,000 | - | - | - |
| ENT32024T+1,7% APP | TNZ2FOAA1509 | NA3V9 | 21 % | - | - | - | 100,000 | 0,00% | NC | 100,000 | - | - | - |
| BTA 9,70% Oct 2027 | TN9EGII9CQ82 | B1027 | 21 % | - | - | - | 101,830 | 0,00% | NC | 100,000 | 2 | 100 | 105178 |
| BTA 9,87% Oct 2031 | TNOODT102PF5 | B1031 | 21 % | - | - | - | 100,000 | 0,00% | NC | 100,000 | - | - | - |
| BTA 9,80% Oct 2028 | TN87SF5T9RO3 | B1028 | 21 % | - | - | - | 100,000 | 0,00% | NC | 100,000 | - | - | - |
| ENAT4 2024 9,8% B | TN9092FJVKK8 | NB4F1 | 21 % | - | - | - | 101,400 | 0,00% | NC | 101,400 | - | - | - |
| ENAT4 2024 9,95% C | TNGCLJS7FYQ7 | NC4F4 | 21 % | - | - | - | 102,400 | 0,00% | NC | 102,400 | - | - | - |
| ENAT4 2024T+1,95%C | TNTPNCECEBC3 | NC4V4 | 21 % | - | - | - | 100,000 | 0,00% | NC | 100,000 | - | - | - |
| ENAT4 HASSAN2024 B | TNZQNUDKX2Y3 | NH4B1 | 21 % | - | - | - | 100,000 | 0,00% | NC | 100,000 | - | - | - |
| ENAT42024 9,75%APP | TN9CYAY77XT1 | NA4F9 | 21 % | - | - | - | 102,700 | 0,00% | NC | 95,000 | 6 | 64400 | 676561 |
| ENAT42024T+1,75% B | TN45VKDAPM79 | NB4V1 | 21 % | - | - | - | 100,000 | 0,00% | NC | 100,000 | - | - | - |
| ENT42024T+1,7% APP | TNSAWK5L94U9 | NA4V9 | 21 % | - | - | - | 100,000 | 0,00% | NC | 100,000 | - | - | - |
| BTA 9,89% Juin2033 | TNI5BPOGW9F1 | B0633 | 21 % | - | - | - | 100,000 | 0,00% | NC | 100,000 | - | - | - |
| BTA 9,90% Dec 2034 | TNXJGTAROH4 | B1234 | 21 % | - | - | - | 100,000 | 0,00% | NC | 100,000 | - | - | - |
| BTA 9,87% Janv2032 | TNCYAUIIJ413 | B0132 | 21 % | - | - | - | 104,350 | 0,00% | NC | 101,310 | 3 | 700 | 723081 |
| BTA 9,83% mars2034 | TNV7HGOLTYL8 | B0334 | 21 % | - | - | - | 100,000 | 0,00% | NC | 100,000 | - | - | - |
| BTA 9,28% juin2028 | TNL8K8A9Q440 | B0628 | 21 % | - | - | - | 100,000 | 0,00% | NC | 100,000 | - | - | - |
| BTA 9,49% juin2034 | TNBf55WVB032 | B0634 | 21 % | - | - | - | 100,000 | 0,00% | NC | 100,000 | - | - | - |
| BTA 9,37% juin2029 | TNNC6SZ1UFM6 | B0629 | 21 % | - | - | - | 100,270 | 0,00% | NC | 100,000 | 1 | 100 | 105687 |
| BTA 9,45% juil2035 | TNEHPA8HGPDP7 | B0735 | 21 % | - | - | - | 100,000 | 0,00% | NC | 100,000 | - | - | - |
| BTA 9,31% juin2030 | TNXS9NK4WGP1 | B0630 | 21 % | - | - | - | 101,760 | 0,00% | NC | 100,730 | 5 | 700 | 748327 |
| BTA 9,28% mars2029 | TN5NNTYOMW72 | B0329 | 21 % | - | - | - | 100,000 | 0,00% | NC | 100,000 | - | - | - |
| BTA 9,40% Dec 2035 | TNQEWV1AZTU8 | B1235 | 21 % | - | - | - | 100,000 | 0,00% | NC | 100,000 | - | - | - |
| BTA 7,75% Mars2035 | TNRZET64V1L9 | B0335 | 21 % | - | - | - | 100,000 | 0,00% | NC | 100,000 | - | - | - |
| BTA 7,75% Mars2036 | TN673BVAIRO4 | B0336 | 21 % | - | - | - | 100,000 | 0,00% | NC | 100,000 | - | - | - |
| BTA 7,75% Mars2038 | TNEF0249ZM68 | B0338 | 21 % | - | - | - | 100,000 | 0,00% | NC | 100,000 | - | - | - |
| BTA 7,50% Sept2034 | TN7AELB464P3 | B0934 | 21 % | - | - | - | 100,000 | 0,00% | NC | 100,000 | - | - | - |
| BTA 8,45% Sept2030 | TNGTIJFRR1B4 | B0930 | 21 % | - | - | - | 100,000 | 0,00% | NC | 100,000 | - | - | - |
| Total | | | | 1 | 74 | 355 | | | | | 197 | 552515 | 31691327 |

Obligations privées

Séance du 27/04/2026

Année 2026

| Secteur / Émetteur / Valeur | Code ISIN | MNEMO | Groupe | Unitée de Cotation | Echanges | Quantité | Capitaux en TND | Clôture | Var. du Jour | Indicateur | Ouverture | Echanges | Quantité | Capitaux en TND |
|---|--------------|-------|--------|--------------------|----------|----------|-----------------|---------|--------------|------------|-----------|-----------|----------|-----------------|
| BANQUES | | | | | | | | | | | | | | |
| ABC TUNISIE | | | | | | | | | | | | | | |
| ABCB0627 11.5%P7-2 | TN0007780075 | AC20B | | 21 % | - | - | - | | 100,000 | 0,00% | NC | 100,000 - | - | - |
| AMEN BANK | | | | | | | | | | | | | | |
| AB0528 7.0%AP20 | TN0003400330 | ABS8B | | 21 % | - | - | - | | 100,000 | 0,00% | NC | 100,000 - | - | - |
| ABSC0228 9.4%AP7-2 | TN0003400678 | ABS3C | | 21 % | - | - | - | | 100,000 | 0,00% | NC | 100,000 - | - | - |
| AB SA0428T+2.7P7-2 | TN0003400686 | ABS1A | | 21 % | - | - | - | | 100,000 | 0,00% | NC | 100,000 - | - | - |
| AB SB0431T+2.8AP10 | TN0003400694 | ABS1B | | 21 % | - | - | - | | 100,000 | 0,00% | NC | 100,000 - | - | - |
| ABSA1028 10.05%AP5 | TNDE9EH7SA12 | AB3AF | | 21 % | - | - | - | | 100,000 | 0,00% | NC | 100,000 - | - | - |
| ABSA1028T+2.15%AP5 | TNL8PGUB9C93 | AB3AV | | 21 % | - | - | - | | 100,000 | 0,00% | NC | 100,000 - | - | - |
| ABSC1030 10.2%P7-2 | TN5PTKYMCD13 | AB3CF | | 21 % | - | - | - | | 100,000 | 0,00% | NC | 100,000 - | - | - |
| ABSC1030T+2.3%P7-2 | TNTMJ1DJ4SH4 | AB3CV | | 21 % | - | - | - | | 100,000 | 0,00% | NC | 100,000 - | - | - |
| ABSD1030 10.3% IF7 | TNOGGAF4RX47 | AB3DF | | 21 % | - | - | - | | 100,000 | 0,00% | NC | 100,000 - | - | - |
| ABSD1030 T+2.4%IF7 | TNR3ZRJWC984 | AB3DV | | 21 % | - | - | - | | 100,000 | 0,00% | NC | 100,000 - | - | - |
| ABSA1130T+1.65%AP5 | TNQK7QIECB53 | ABS5A | | 21 % | - | - | - | | 100,000 | 0,00% | NC | 100,000 | 2 | 35 |
| ABSB1132T+1.75P7-2 | TNA3Z7AYXX2 | ABS5B | | 21 % | - | - | - | | 100,000 | 0,00% | NC | 100,000 | 1 | 30 000 |
| ARAB TUNISIAN BANK | | | | | | | | | | | | | | |
| ATB0527T+1.75%AP20 | TN0003600491 | ATB7C | | 21 % | - | - | - | | 100,000 | 0,00% | NC | 100,000 - | - | - |
| ATB0532T+2.0%AP25 | TN0003600509 | ATB7D | | 21 % | - | - | - | | 100,000 | 0,00% | NC | 100,000 - | - | - |
| ATB0529 5.9%P20-5 | TN0003600582 | ATBB2 | | 21 % | - | - | - | | 100,000 | 0,00% | NC | 100,000 - | - | - |
| ATBSB0328T+2.1AP10 | TN0003600657 | ATBSB | | 21 % | - | - | - | | 100,000 | 0,00% | NC | 100,000 - | - | - |
| BANQUE DE TUNISIE ET DES EMIRATS | | | | | | | | | | | | | | |
| BTE0930 5.85%AP20 | TN0001300607 | BE10B | | 21 % | - | - | - | | 100,000 | 0,00% | NC | 100,000 - | - | - |
| BTE0232 6.25%P20 | TN0001300623 | BE11F | | 21 % | - | - | - | | 100,000 | 0,00% | NC | 100,000 - | - | - |
| BTEB0127 11.5%P7-2 | TN0001300680 | BE9BF | | 21 % | - | - | - | | 100,000 | 0,00% | NC | 100,000 - | - | - |
| BTEB0127T+3.25P7-2 | TN0001300698 | BE9BV | | 21 % | - | - | - | | 100,000 | 0,00% | NC | 100,000 - | - | - |
| BANQUE INTERNATIONALE ARABE DE TUNISIE | | | | | | | | | | | | | | |
| BSA0627 8.75% P5PP | TNOS9Z1IOG78 | B22AF | | 21 % | - | - | - | | 100,000 | 0,00% | NC | 100,000 - | - | - |
| BSA0627T+2.55%P5PP | TN2XZTDCR70 | B22AV | | 21 % | - | - | - | | 100,000 | 0,00% | NC | 100,000 - | - | - |
| BSB0627 8.75% P5 | TNBLRFH96SL4 | B22BF | | 21 % | - | - | - | | 100,130 | 0,00% | NC | 100,130 - | - | - |
| BSB0627T+2.55% P5 | TNUALDKV3BS3 | B22BV | | 21 % | - | - | - | | 100,000 | 0,00% | NC | 100,000 - | - | - |
| BSC0627 9.15% IF5 | TNODT4SXV9P9 | B22CF | | 21 % | - | - | - | | 98,440 | 0,00% | NC | 98,440 - | - | - |
| BSC0627T+2.95% IF5 | TN9MG9SI38K0 | B22CV | | 21 % | - | - | - | | 102,020 | 0,00% | NC | 91,720 | 2 | 3 280 |
| BSD0629 9.20% P7-2 | TN8J8QFA4123 | B22DF | | 21 % | - | - | - | | 100,000 | 0,00% | NC | 100,000 - | - | - |
| BSD0629 T+3% P7-2 | TNGOJL1IIN67 | B22DV | | 21 % | - | - | - | | 100,000 | 0,00% | NC | 100,000 - | - | - |
| BSE0629 9.45% IF7 | TNPZ2BZUFO23 | B22EF | | 21 % | - | - | - | | 100,000 | 0,00% | NC | 100,000 - | - | - |
| BSE0629T+3.25% IF7 | TN4IAOGIZ7S3 | B22EV | | 21 % | - | - | - | | 100,000 | 0,00% | NC | 100,000 - | - | - |
| BSF0632 9.60%P10-5 | TNGQ611JKPR4 | B22FF | | 21 % | - | - | - | | 100,000 | 0,00% | NC | 100,000 - | - | - |
| BSF0632T+3.35P10-5 | TNDJUT047VF9 | B22FV | | 21 % | - | - | - | | 100,180 | 0,00% | NC | 100,180 - | - | - |
| BSG0632 9.70% IF10 | TNF5FT39R800 | B22GF | | 21 % | - | - | - | | 100,760 | 0,00% | NC | 100,760 - | - | - |
| BSG0632T+3.45%IF10 | TNHD4NKEWF69 | B22GV | | 21 % | - | - | - | | 100,000 | 0,00% | NC | 100,000 - | - | - |
| BANQUE TUNISO KOWEITIENNE | | | | | | | | | | | | | | |
| BTK0230 5.85%P20 | TN0004620142 | BTK9D | | 21 % | - | - | - | | 100,000 | 0,00% | NC | 100,000 - | - | - |
| BTK0130 T+2.5% AP5 | TN3Z8BRRN997 | BTK24 | | 21 % | - | - | - | | 100,000 | 0,00% | NC | 100,000 - | - | - |
| BH BANK | | | | | | | | | | | | | | |
| BH SC1028 9.1%P7-2 | TNOPIDORGAE6 | BS21C | | 21 % | - | - | - | | 99,970 | 0,00% | NC | 99,970 - | - | - |
| BHSA1026T+2.55P5-1 | TNSH8NXC1WC4 | BS21A | | 21 % | - | - | - | | 101,170 | 0,00% | NC | 100,860 | 2 | 2 877 |
| BHSA1026T+2.7%INF5 | TNIHW049ARG5 | BS21B | | 21 % | - | - | - | | 100,000 | 0,00% | NC | 100,000 - | - | - |
| BHSD1028T+2.9%P7-2 | TNA4HARL4UU5 | BS21D | | 21 % | - | - | - | | 100,000 | 0,00% | NC | 100,000 - | - | - |
| SOCIETE TUNISIENNE DE BANQUE | | | | | | | | | | | | | | |
| STB0528T+1.75%AP20 | TN0002601003 | STB8C | | 21 % | - | - | - | | 100,000 | 0,00% | NC | 100,000 - | - | - |
| STB0533 T+2.0%AP25 | TN0002601011 | STB8D | | 21 % | - | - | - | | 100,000 | 0,00% | NC | 100,000 - | - | - |
| STB SC1126 11%P7-2 | TN0002601169 | S91CF | | 21 % | - | - | - | | 100,150 | 0,00% | NC | 100,150 - | - | - |
| STBSC1126T+2.8P7-2 | TN0002601177 | S91CV | | 21 % | - | - | - | | 100,000 | 0,00% | NC | 100,000 - | - | - |
| STBSD1126 11,5%IF7 | TN0002601185 | SB91D | | 21 % | - | - | - | | 100,000 | 0,00% | NC | 100,000 - | - | - |
| STB SC0427 11%P7-2 | TN0002601219 | S20CF | | 21 % | - | - | - | | 100,150 | 0,00% | NC | 100,150 - | - | - |
| STBSA0127 8.7% AP5 | TNWQSOZ65V8 | S21AF | | 21 % | - | - | - | | 99,520 | 0,00% | NC | 99,520 - | - | - |
| STBSA0127T+2.3%AP5 | TN8X3G2LYOR8 | S21AV | | 21 % | - | - | - | | 98,820 | 0,00% | NC | 98,820 - | - | - |
| STBSB0127 8.95%IF5 | TNTGLIP3KDL6 | S21BF | | 21 % | - | - | - | | 100,000 | 0,00% | NC | 100,000 - | - | - |
| STBSB0127T+2.55IF5 | TN4UMLP967X2 | S21BV | | 21 % | - | - | - | | 100,000 | 0,00% | NC | 100,000 - | - | - |
| STBSC0127 9.1% AP5 | TNXFR5BNBPM9 | S21CF | | 21 % | - | - | - | | 100,000 | 0,00% | NC | 100,000 - | - | - |
| STBSC0127T+2.7%AP5 | TN2MYCPO47G7 | S21CV | | 21 % | - | - | - | | 100,000 | 0,00% | NC | 100,000 - | - | - |
| STBSD0127 9.35%IF5 | TNL6Z2LXMEP5 | S21DF | | 21 % | - | - | - | | 100,000 | 0,00% | NC | 100,000 - | - | - |
| STBSE0127 8.7% AP5 | TNOR77XCOAHO | S21EF | | 21 % | - | - | - | | 100,000 | 0,00% | NC | 100,000 - | - | - |
| UNION BANCAIRE POUR LE COMMERCE ET L INDUSTRIE | | | | | | | | | | | | | | |
| UBCIS1130 9.30%AP5 | TNTWU2KQRW54 | UBS5A | | 21 % | - | - | - | | 100,000 | 0,00% | NC | 100,000 | 2 | 600 |
| UBCIS1132 9.4%P7-2 | TN8S8S99B8S7 | UBS5C | | 21 % | - | - | - | | 100,000 | 0,00% | NC | 100,000 - | - | - |
| UBCIS0131 9.10%AP5 | TN4X28FG1HN5 | UBS2A | | 21 % | - | - | - | | 100,000 | 0,00% | NC | 100,000 - | - | - |
| UBCIS0133 9.2%P7-2 | TNATYLQMS1D3 | UBS2C | | 21 % | - | - | - | | 100,000 | 0,00% | NC | 100,000 - | - | - |
| UNION INTERNATIONALE DE BANQUES | | | | | | | | | | | | | | |
| UIB0729 5.85%AP20 | TN0003900248 | UB91C | | 21 % | - | - | - | | 95,000 | 0,00% | NC | 95,000 - | - | - |
| UIB0831 6.3%P20 | TN0003900263 | U111B | | 21 % | - | - | - | | 94,070 | 0,00% | NC | 91,600 | 4 | 8 943 |
| UIB0133 6.70% AP20 | TN0003900305 | UB21C | | 21 % | - | - | - | | 100,000 | 0,00% | NC | 100,000 - | - | - |

| WIFACK INTERNATIONAL BANK | | | | | | | | | | | | | |
|--|--------------|-------|------|---|---|---|---------|-------|----|---------|----|-------|---------|
| WIB ID 0626 11%P7 | TN0007200207 | WB19D | 21 % | - | - | - | 100,000 | 0,00% | NC | 100,000 | - | - | - |
| WIBIC0626 10.75%P7 | TN0007200199 | WB19C | 21 % | - | - | - | 98,000 | 0,00% | NC | 98,000 | - | - | - |
| WCO133 10.25%P10-2 | TNMC9HTIB5A4 | WB22C | 21 % | - | - | - | 100,000 | 0,00% | NC | 100,000 | - | - | - |
| WIB A 0128 9.25%P5 | TNR4CLXNS261 | WB22A | 21 % | - | - | - | 100,000 | 0,00% | NC | 100,000 | - | - | - |
| WIBB0130 9.75%P7-2 | TN6K3B3UUB12 | WB22B | 21 % | - | - | - | 100,000 | 0,00% | NC | 100,000 | - | - | - |
| SERVICES FINANCIERS | | | | | | | | | | | | | |
| ARAB TUNISIAN LEASE | | | | | | | | | | | | | |
| ATL A0127 9.6% AP5 | TNFUHZ3R7VR5 | AT21A | 21 % | - | - | - | 100,900 | 0,00% | NC | 99,580 | 2 | 1820 | 37455 |
| ATL B0129 9.8%P7-2 | TN6KZZZEJ5N2 | AT21B | 21 % | - | - | - | 100,000 | 0,00% | NC | 100,000 | - | - | - |
| ATLB1029 10.3%P7-2 | TNNW3558ZUL9 | AT22B | 21 % | - | - | - | 100,000 | 0,00% | NC | 100,000 | - | - | - |
| ATL A 1027 10% AP5 | TN8D5PQCBC06 | AT22A | 21 % | - | - | - | 100,000 | 0,00% | NC | 99,010 | 4 | 6160 | 258794 |
| ATLA0228 10.5% AP5 | TNMA55MMDD46 | AT23A | 21 % | - | - | - | 100,000 | 0,00% | NC | 100,000 | - | - | - |
| ATLB0230 10.7%P7-2 | TNBW945JEA5 | AT23B | 21 % | - | - | - | 100,000 | 0,00% | NC | 100,000 | - | - | - |
| ATLA1028 10.7% AP5 | TN06F5NFW3K1 | A232A | 21 % | - | - | - | 99,340 | 0,00% | NC | 99,340 | - | - | - |
| ATLB1030 10.9%P7-2 | TNWYE1PN6WF5 | A232B | 21 % | - | - | - | 100,000 | 0,00% | NC | 100,000 | - | - | - |
| ATL0529 10.55% AP5 | TNIKWGWVBC2 | AT241 | 21 % | - | - | - | 101,800 | 0,00% | NC | 99,250 | 2 | 3510 | 311340 |
| ATL0130 10.35% AP5 | TNTUDMZLCA16 | AT242 | 21 % | - | - | - | 102,290 | 0,00% | NC | 100,000 | 1 | 700 | 58600 |
| ATL0830 9.65% AP5 | TNHOASGSR955 | AT251 | 21 % | - | - | - | 102,320 | 0,00% | NC | 100,000 | 3 | 1918 | 207101 |
| ATL0331 9.15% AP5 | TN7XUIXDVQY8 | AT252 | 21 % | - | - | - | 100,000 | 0,00% | NC | 100,000 | - | - | - |
| ATTIJARI LEASING | | | | | | | | | | | | | |
| TJL A 0927 10% AP5 | TN4J4VCBM140 | JL22F | 21 % | - | - | - | 100,000 | 0,00% | NC | 100,000 | - | - | - |
| TJLB927 T+2.75%AP5 | TNCTFWUXV74 | JL22V | 21 % | - | - | - | 100,000 | 0,00% | NC | 100,000 | - | - | - |
| TJL 1028 10.7% AP5 | TNMEZPU3I4U2 | JL23F | 21 % | - | - | - | 100,000 | 0,00% | NC | 100,000 | - | - | - |
| TJL 0329 10.6% AP5 | TN06AI2ZFD3 | JL24F | 21 % | - | - | - | 99,610 | 0,00% | NC | 99,610 | 1 | 192 | 11488 |
| TJL 0329T+2.5% AP5 | TN88JDDM1JY5 | JL24V | 21 % | - | - | - | 100,000 | 0,00% | NC | 100,000 | - | - | - |
| BTK LEASING | | | | | | | | | | | | | |
| BTKLS0930 9.4% AP5 | TN1T1YC5F1E6 | BTKLF | 21 % | - | - | - | 100,000 | 0,00% | NC | 100,000 | - | - | - |
| BTKLS930T+2.25%AP5 | TNTFJOAWNBP7 | BTKLV | 21 % | - | - | - | 100,000 | 0,00% | NC | 100,000 | - | - | - |
| COMPAGNIE INTERNATIONALE DE LEASING | | | | | | | | | | | | | |
| CIL0628 10,55% AP5 | TNY1F6BOX6F5 | CL23F | 21 % | - | - | - | 101,330 | 0,00% | NC | 100,000 | 1 | 500 | 33078 |
| DAAM TAMWEEL | | | | | | | | | | | | | |
| DAAM1030 10.1% AP5 | TNTEPETCXN3 | DAM25 | 21 % | - | - | - | 100,000 | 0,00% | NC | 100,000 | - | - | - |
| ENDA TAMWEEL | | | | | | | | | | | | | |
| ENDA A0729 10,8%P5 | TNCYRRN4UA6 | ENDAF | 21 % | - | - | - | 99,250 | 0,00% | NC | 99,250 | - | - | - |
| ENDA A0729T+2.9%P5 | TN44RRP7AMA4 | ENDAV | 21 % | - | - | - | 100,000 | 0,00% | NC | 100,000 | - | - | - |
| ENDA B0731 11%P7-2 | TNNEAGRSFOD0 | ENDBF | 21 % | - | - | - | 100,000 | 0,00% | NC | 100,000 | - | - | - |
| ENDA A0630 10%P5 | TN632S5V0835 | NDAAF | 21 % | - | - | - | 100,000 | 0,00% | NC | 100,000 | - | - | - |
| ENDA A0630T+2.5%P5 | TNJUB2R91MN4 | NDAAV | 21 % | - | - | - | 100,000 | 0,00% | NC | 100,000 | - | - | - |
| ENDAB632 10.2%P7-2 | TNUPKQSV5F28 | NDABF | 21 % | - | - | - | 100,000 | 0,00% | NC | 100,000 | - | - | - |
| HANNIBAL LEASE | | | | | | | | | | | | | |
| HLB0228 10,1%AP7-2 | TN0007310584 | H211B | 21 % | - | - | - | 100,000 | 0,00% | NC | 100,000 | - | - | - |
| HL A0327 9.6% AP5 | TN77U54Q5NV3 | H22AF | 21 % | - | - | - | 100,000 | 0,00% | NC | 100,000 | - | - | - |
| HL B0329 9.8%P7-2 | TNJQTACHIQQ5 | H22BF | 21 % | - | - | - | 100,000 | 0,00% | NC | 100,000 | - | - | - |
| HLA0328 10.75% AP5 | TNL7VQZVHR54 | H231F | 21 % | - | - | - | 100,000 | 0,00% | NC | 100,000 | - | - | - |
| HLB0328 T+2.6% AP5 | TNAGSVAVF5T2 | H231V | 21 % | - | - | - | 100,000 | 0,00% | NC | 100,000 | - | - | - |
| HL A0429 10.7% AP5 | TNAQSF8ZD1W1 | H241F | 21 % | - | - | - | 100,000 | 0,00% | NC | 100,000 | - | - | - |
| HL 0430 10.20% AP5 | TN1PFTZ4HEM1 | HL251 | 21 % | - | - | - | 100,000 | 0,00% | NC | 100,000 | - | - | - |
| TAYSIR MICROFINANCE | | | | | | | | | | | | | |
| TAY A1029 10,9%P5 | TNEDMOU67Y09 | TAYAF | 21 % | - | - | - | 100,000 | 0,00% | NC | 100,000 | - | - | - |
| TAY A1029T+2.95%P5 | TNYQ67ISIXE1 | TAYAV | 21 % | - | - | - | 100,000 | 0,00% | NC | 100,000 | - | - | - |
| TAYB1031 11.1%P7-2 | TNAX90TPIFM2 | TAYBF | 21 % | - | - | - | 100,000 | 0,00% | NC | 100,000 | - | - | - |
| TAYB1031T+3.2%P7-2 | TNS5SWT6FD4 | TAYBV | 21 % | - | - | - | 100,000 | 0,00% | NC | 100,000 | - | - | - |
| TAYSIR 0431 9,4%P5 | TNDCNOPSCAD9 | TAY6F | 21 % | - | - | - | 100,000 | 0,00% | NC | 100,000 | - | - | - |
| TAYSIRO431T+2,4%P5 | TNRVE5COXC06 | TAY6V | 21 % | - | - | - | 100,000 | 0,00% | NC | 100,000 | - | - | - |
| TUNISIE LEASING ET FACTORING | | | | | | | | | | | | | |
| TL B0626 11.7%P7-2 | TN0002102127 | T91BF | 21 % | - | - | - | 102,630 | 0,00% | NC | 102,630 | - | - | - |
| TLF SA1026 9.8%AP5 | TNZSBU7F6WY7 | T21SA | 21 % | - | - | - | 100,880 | 0,00% | NC | 100,880 | - | - | - |
| TLF 0427 9.6% AP5 | TNYJL6N2AEP6 | TL22F | 21 % | - | - | - | 100,440 | 0,00% | NC | 100,440 | - | - | - |
| TLF0427 T+2.75%AP5 | TNKH48FZVRH1 | TL22V | 21 % | - | - | - | 100,000 | 0,00% | NC | 100,000 | - | - | - |
| TLF 1027 10% AP5 | TNXIY8MEDJE3 | T222F | 21 % | - | - | - | 100,000 | 0,00% | NC | 100,000 | - | - | - |
| TLF1027 T+2.75%AP5 | TNRO099VZUY8 | T222V | 21 % | - | - | - | 100,000 | 0,00% | NC | 100,000 | - | - | - |
| TLF0428 10,55% AP5 | TN99P72UERY9 | TL231 | 21 % | - | - | - | 100,000 | 0,00% | NC | 100,000 | - | - | - |
| TLF0129 10,70% AP5 | TNMCJHUZPRD0 | TL23F | 21 % | - | - | - | 101,760 | 0,00% | NC | 99,130 | 3 | 3910 | 244742 |
| TLF0129T+2.5%AP5 | TNQYE48RCJT2 | TL23V | 21 % | - | - | - | 100,000 | 0,00% | NC | 100,000 | - | - | - |
| TLF 0529T+2.5% AP5 | TNUSNP2H8PH1 | TL24V | 21 % | - | - | - | 100,000 | 0,00% | NC | 100,000 | - | - | - |
| TLF0529 10,60% AP5 | TN4SCYXIVY5 | TL24F | 21 % | - | - | - | 102,510 | 0,00% | NC | 100,000 | 1 | 350 | 31451 |
| TLF0929 10,50% AP5 | TNIPEOBZ0LR6 | T242F | 21 % | - | - | - | 100,000 | 0,00% | NC | 100,000 | - | - | - |
| TLF0929 T+2.5% AP5 | TNP89T6GPQD0 | T242V | 21 % | - | - | - | 100,000 | 0,00% | NC | 100,000 | - | - | - |
| TLF 0530 10% AP5 | TNQ8KNUQO9D7 | TL251 | 21 % | - | - | - | 100,000 | 0,00% | NC | 100,000 | 1 | 1100 | 118438 |
| TLFS1130 9.25% AP5 | TNMTWPZD31L4 | TL252 | 21 % | - | - | - | 100,000 | 0,00% | NC | 100,000 | - | - | - |
| Total | | | | | 0 | 0 | 0 | | | | 32 | 65895 | 5149023 |

Instruments – Marché Hors Cote

Actions

| Séance du 27/04/2026 | | | | | | | | | | | Année 2026 | | | | |
|----------------------|--------------|-------|--------|----------|----------|------------|--------------|--------------|------------|-----------|------------------|----------|-----------|-----------------|---------------|
| Valeur | Code ISIN | MNEMO | Groupe | Échanges | Quantité | Capitaux | Clôture | Var. du Jour | Indicateur | Ouverture | Rendement annuel | Échanges | Quantité | Capitaux en TND | |
| SITEX | TN0004300307 | SITEX | | 13 – | – | – | | 2,990 – | | NC | 2,410 | 24,07% | 2 | 2 | 6 |
| STE TUN. DU SUCRE | TN0006170013 | STS | | 13 | 2 | 200 | 2 380 | 11,900 | 2,94% | | 9,600 | 23,96% | 49 | 3 664 | 35 676 |
| TOTAL | | | | | 2 | 200 | 2 380 | | | | | | 51 | 3 666 | 35 682 |

Lignes Secondaires

| Séance du 27/04/2026 | | | | | | | | | | | Année 2026 | | | |
|----------------------|-----------|-------|--------|----------|----------|----------|---------|--------------|------------|---------------|------------|----------|-----------------|--|
| Valeur | Code ISIN | MNEMO | Groupe | Échanges | Quantité | Capitaux | Clôture | Var. du Jour | Indicateur | Dernier cours | Échanges | Quantité | Capitaux en TND | |
| Aucune donnée | | | | | | | | | | | | | | |

Autres

| Séance du 27/04/2026 | | | | | | | | | | | Année 2026 | | | |
|----------------------|-----------|-------|--------|----------|----------|----------|---------|--------------|------------|-----------|------------------|----------|----------|-----------------|
| Valeur | Code ISIN | MNEMO | Groupe | Échanges | Quantité | Capitaux | Clôture | Var. du Jour | Indicateur | Ouverture | Rendement annuel | Échanges | Quantité | Capitaux en TND |
| Aucune donnée | | | | | | | | | | | | | | |