

April 23 2026

MO	TU	WE	TH	FR	SA	SU
		01	02	03	04	05
06	07	08	09	10	11	12
13	14	15	16	17	18	19
20	21	22	23	24	25	26
27	28	29	30			

PHYSIOGNOMY 2026

Summary

■ Instruments	13	■ Main Market: by investors category	6
■ Market Indicators & Activity	2	■ Bond Market	7
■ Main Market: Rankings	3	■ Over-the-Counter Market	7
■ Main Market: by Segment & by Listing Group	5	■ Year in Review	8

Market Indicators & Activity

Trading session of 23/04/2026

Market Cap (TND million) **41,091**

Daily Change : **0.34%**

Annual Change : **18.53%**

Markets	Block Trades	Block Quantity	Block Value	Trades	Volume	Value(TND)
Main Market 1		151,000	9,060,000	3,383	1,242,967	19,785,613

Listed Companies	Gainers	Losers	Unchanged	Unlisted	Halted
75	27	26	12	8	2

Value in TND

Trading Session

20,787,160

Total

19,785,613

Shares trading value

12,322

Bonds trading value

225

Over-the-Counter (OTC)

989,000

Registrations

0

Declarations

TUNINDEX
15,805.14

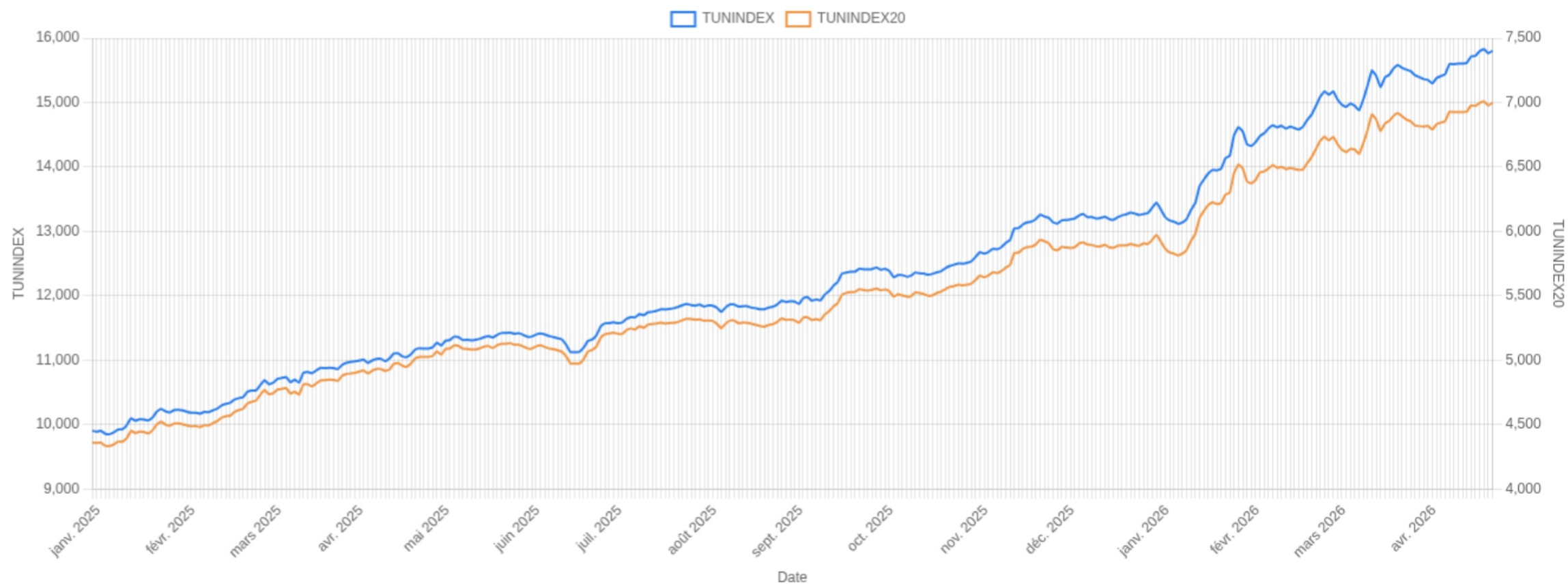
Daily Change
0.25%
Annual Change
17.51%

Year High
15,829.45
21/04/2026
Year Low
13,119.98
08/01/2026

TUNINDEX20
6,998.20

Daily Change
0.30%
Annual Change
17.12%

Year High
7,009.12
21/04/2026
Year Low
5,814.06
08/01/2026



Traded Volume

Trading Session

1,246,146
Total

1,242,967
Shares trading value

1,180
Bonds trading value

20
Over-the-Counter (OTC)

1,979
Registrations

0
Declarations

Sector Indices	Today's Index	Previous Close	Daily Change	Year-to-Date Change	Weight in TUNINDEX	Year High	Year Low
FINANCIALS INDEX	12,177.96	12,157.25	0.17%	16.82%	63.09%	23/03/2026	10,105.95
BANKS INDEX	11,290.38	11,269.93	0.18%	16.76%	55.29%	23/03/2026	9,352.37
INSURANCE INDEX	22,910.74	22,792.36	0.52%	15.68%	4.30%	21/04/2026	18,967.75
FINANCIAL SERVICES INDEX	22,303.79	22,399.92	-0.43%	19.07%	3.50%	25/03/2026	18,552.98
CONSUMER SERVICES INDEX	6,069.96	6,043.20	0.44%	21.79%	3.54%	23/03/2026	4,851.51
RETAIL INDEX	9,563.19	9,521.04	0.44%	21.79%	3.54%	23/03/2026	7,643.54
CONSUMER GOODS INDEX	13,376.51	13,329.50	0.35%	17.82%	21.54%	21/04/2026	11,231.70
FOOD & BEVERAGE INDEX	17,299.49	17,211.46	0.51%	23.01%	17.18%	21/04/2026	13,932.63
PERSONAL & HOUSEHOLD GOODS INDEX	3,580.87	3,590.54	-0.27%	0.99%	4.35%	15/01/2026	3,414.75
INDUSTRIALS INDEX	2,214.97	2,182.69	1.48%	23.01%	7.76%	23/04/2026	1,741.88
CONSTRUCTION & MATERIALS INDEX	818.84	816.45	0.29%	5.18%	2.99%	20/04/2026	739.65
BASIC MATERIALS INDEX	7,241.28	7,417.11	-2.37%	6.58%	1.86%	26/03/2026	6,561.86

Number of Transactions

Trading Session

3,392
Total

3,383
Shares trading value

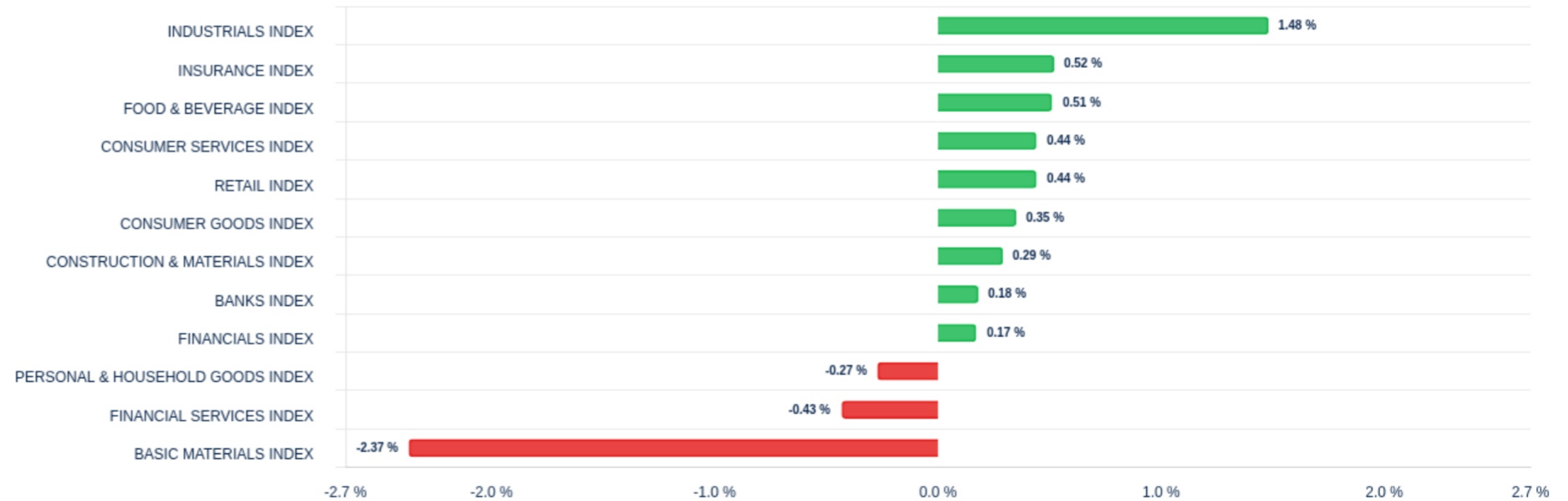
4
Bonds trading value

1
Over-the-Counter (OTC)

4
Registrations

0
Declarations

Daily Change of Sector Indices



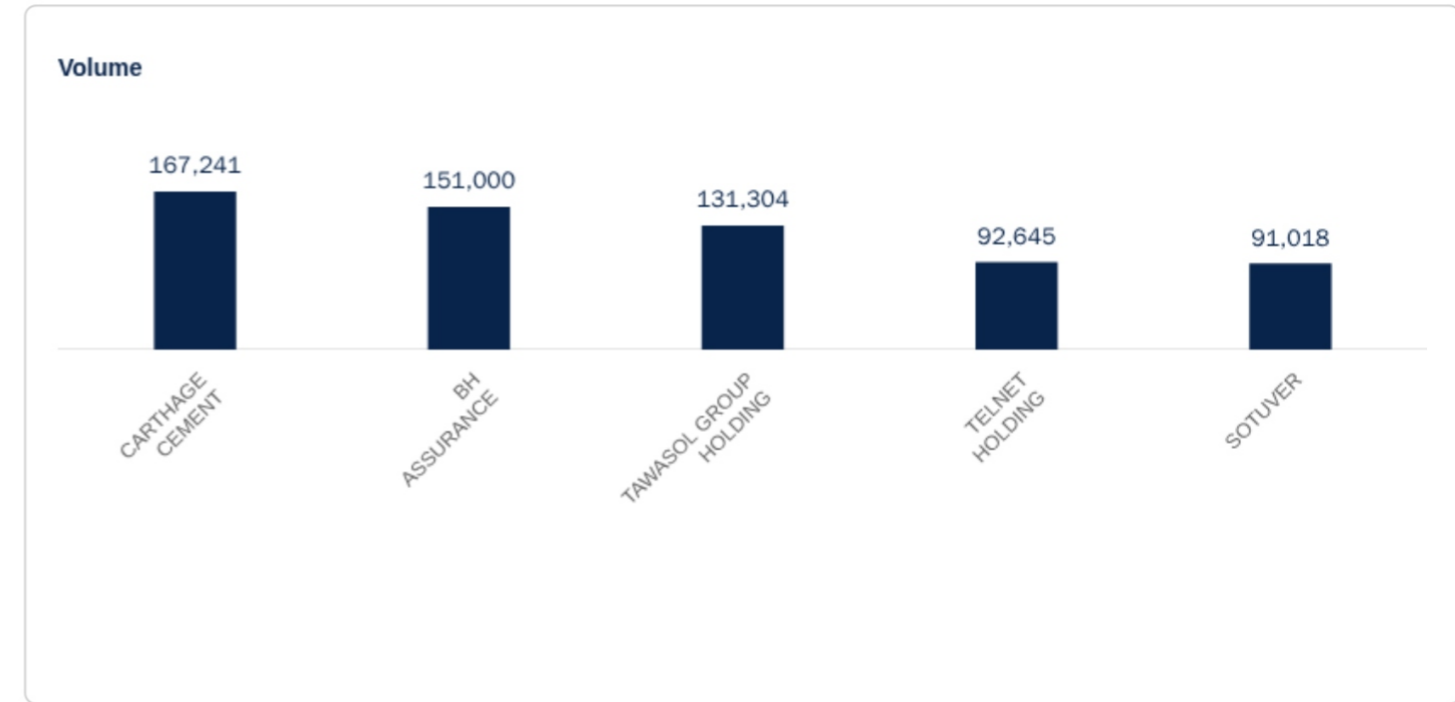
Main Market: Rankings

Most active securities

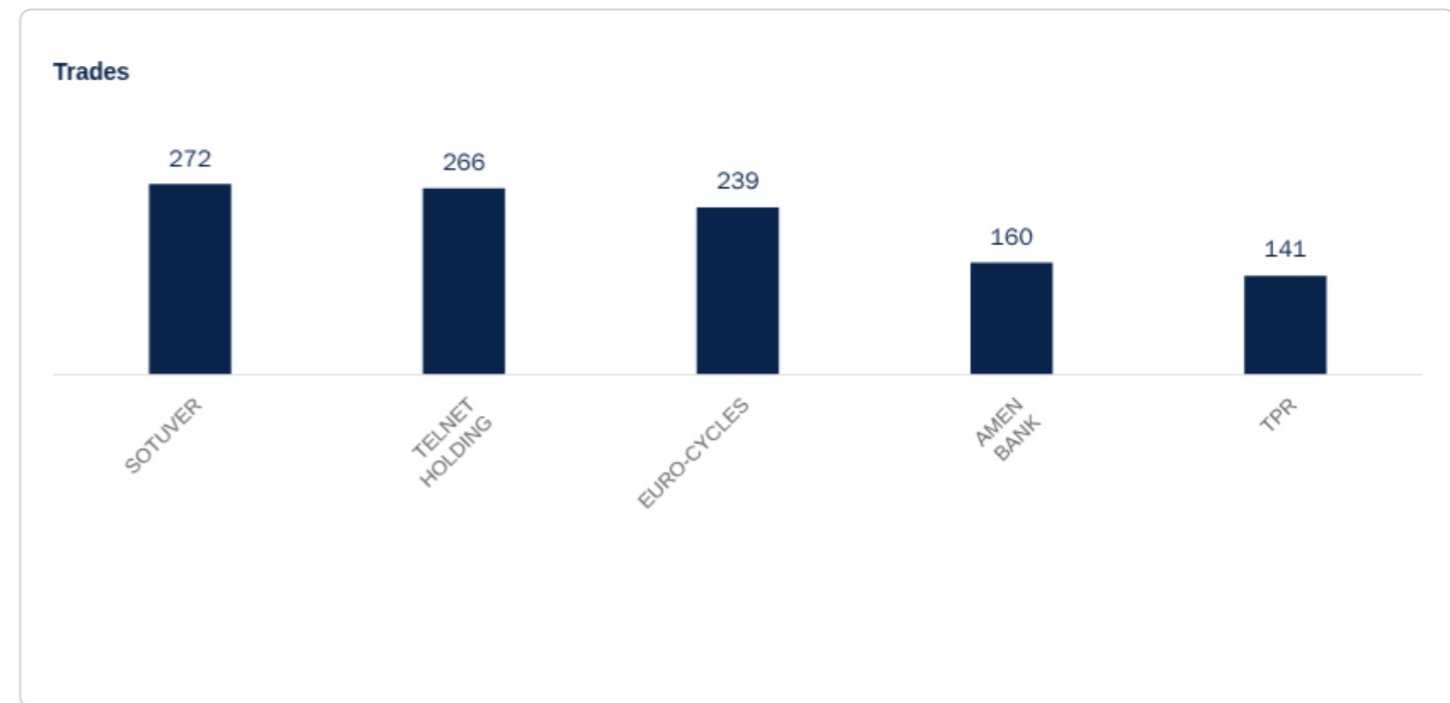
Company	Compartment	Group	Value (TND) ▼
BH ASSURANCE	B	12	9,060,000
SOTUVER	A	11	1,908,333
AMEN BANK	A	11	1,187,287
TELNET HOLDING	B	11	1,017,708
ATTIJARI BANK	A	11	541,828



Company	Compartment	Group	Volume ▼
CARTHAGE CEMENT	A	11	167,241
BH ASSURANCE	B	12	151,000
TAWASOL GROUP HOLDING	S	99	131,304
TELNET HOLDING	B	11	92,645
SOTUVER	A	11	91,018

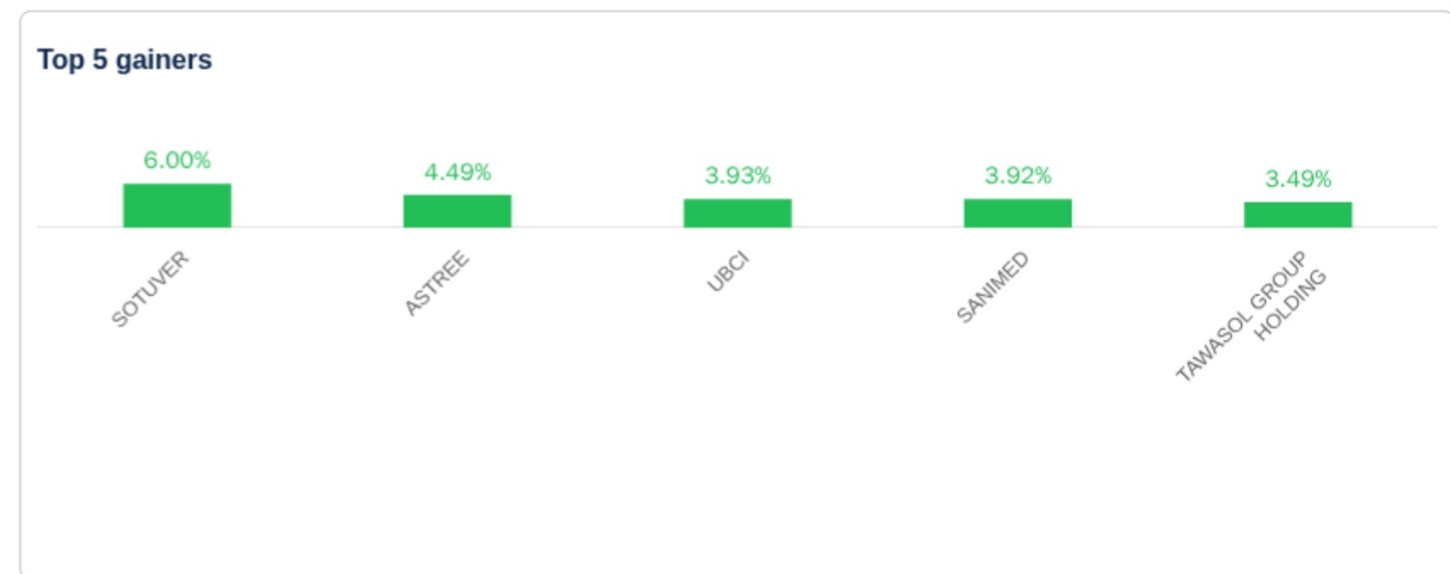


Company	Compartment	Group	Trades ▼
SOTUVER	A	11	272
TELNET HOLDING	B	11	266
EURO-CYCLES	B	11	239
AMEN BANK	A	11	160
TPR	A	11	141

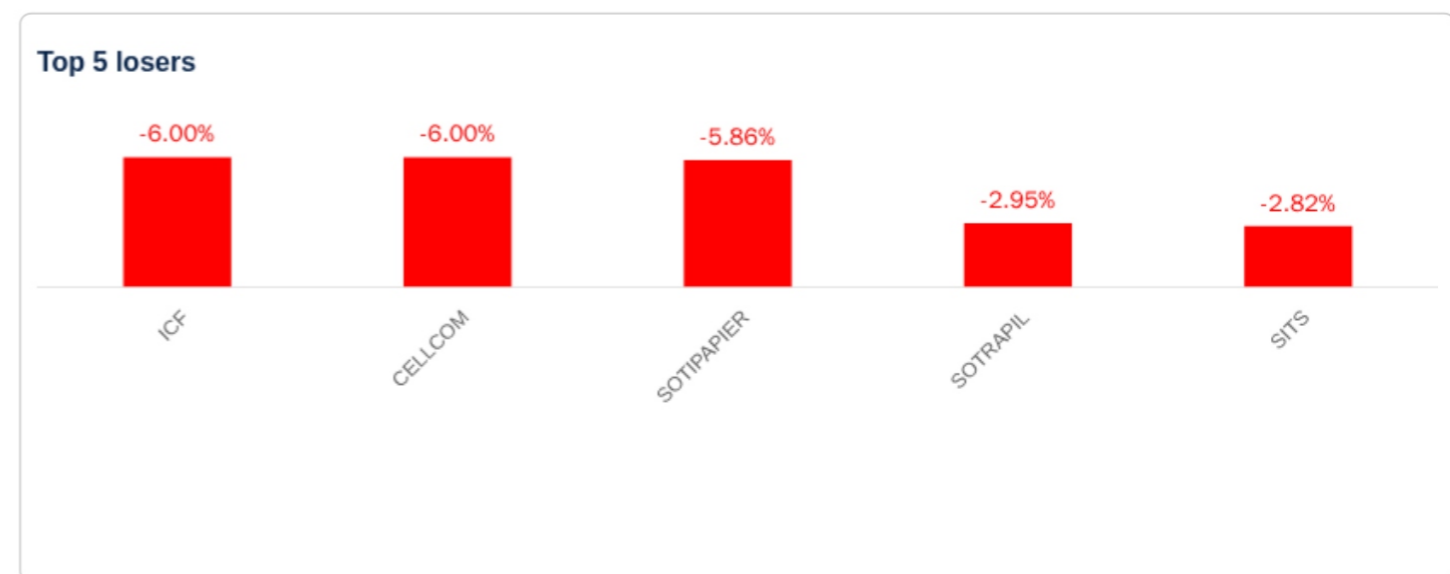


Significant differences

Company	Group	Closing Price	Daily change ▼
SOTUVER	11	21.200	6.00%
ASTREE	12	59.560	4.49%
UBCI	12	37.000	3.93%
SANIMED	99	0.530	3.92%
TAWASOL GROUP HOLDING	99	0.890	3.49%



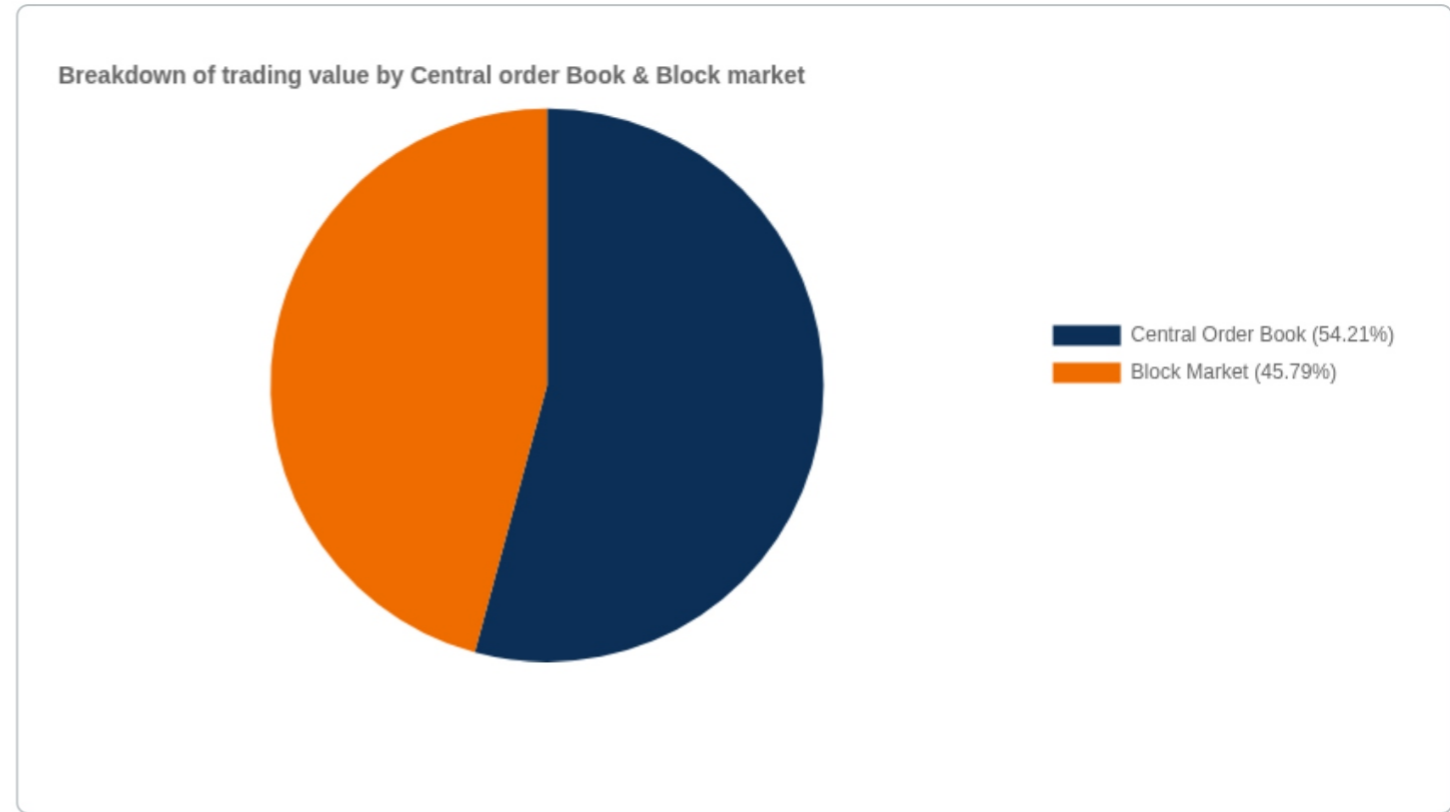
Company	Group	Closing Price	Daily change ▼
ICF	11	83.190	-6.00%
CELLCOM	11	2.350	-6.00%
SOTIPAPIER	11	3.050	-5.86%
SOTRAPIL	11	26.300	-2.95%
SITS	12	3.450	-2.82%



Main Market: by Segment & by Listing Group

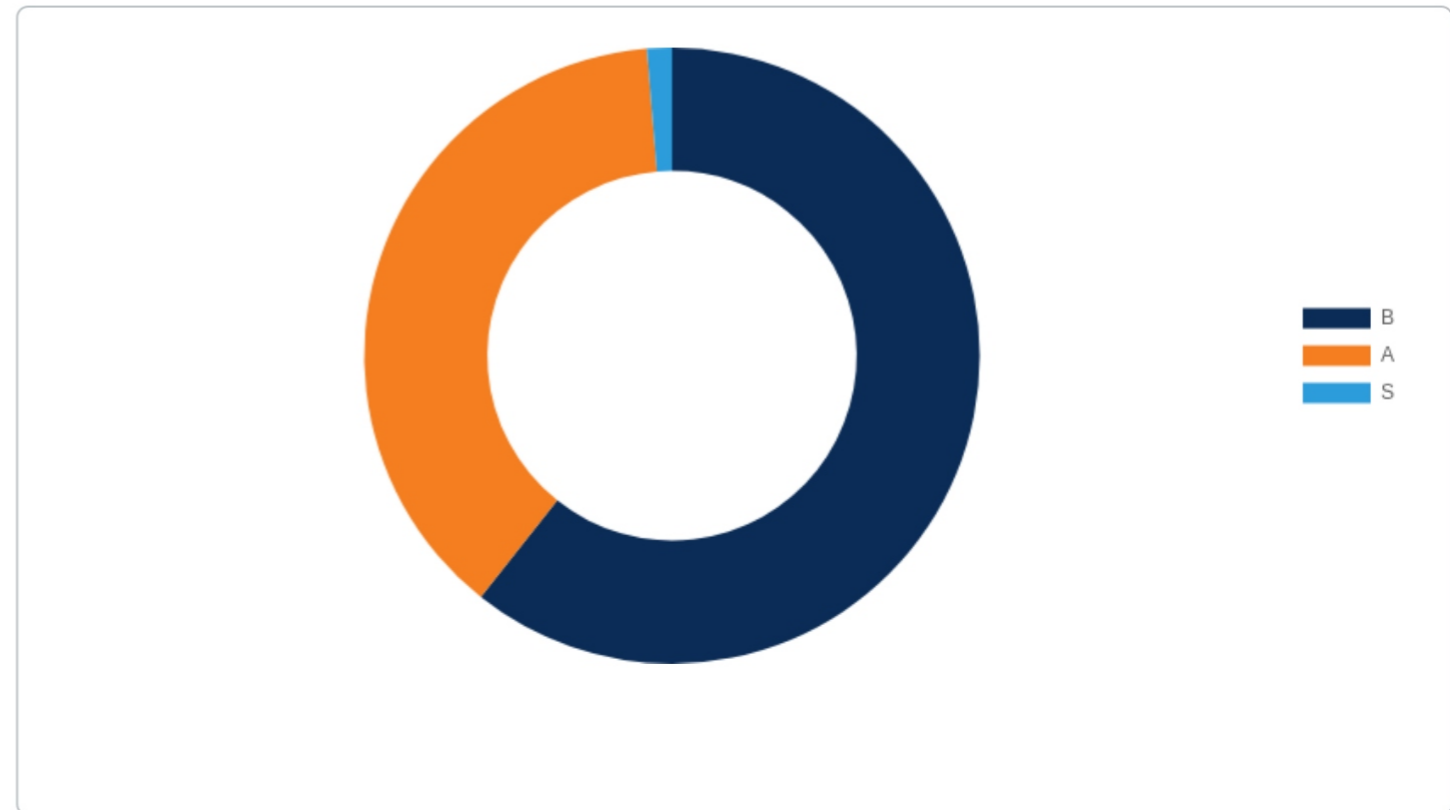
Breakdown of trading value by Central order Book & Block market

Market	Trades	Volume	Value (TND)	Value in % ▼
Central Order Book	3,382	1,091,967	10,725,613	54.21%
Block Market	1	151,000	9,060,000	45.79%
Total	3,383	1,242,967	19,785,613	100.00%



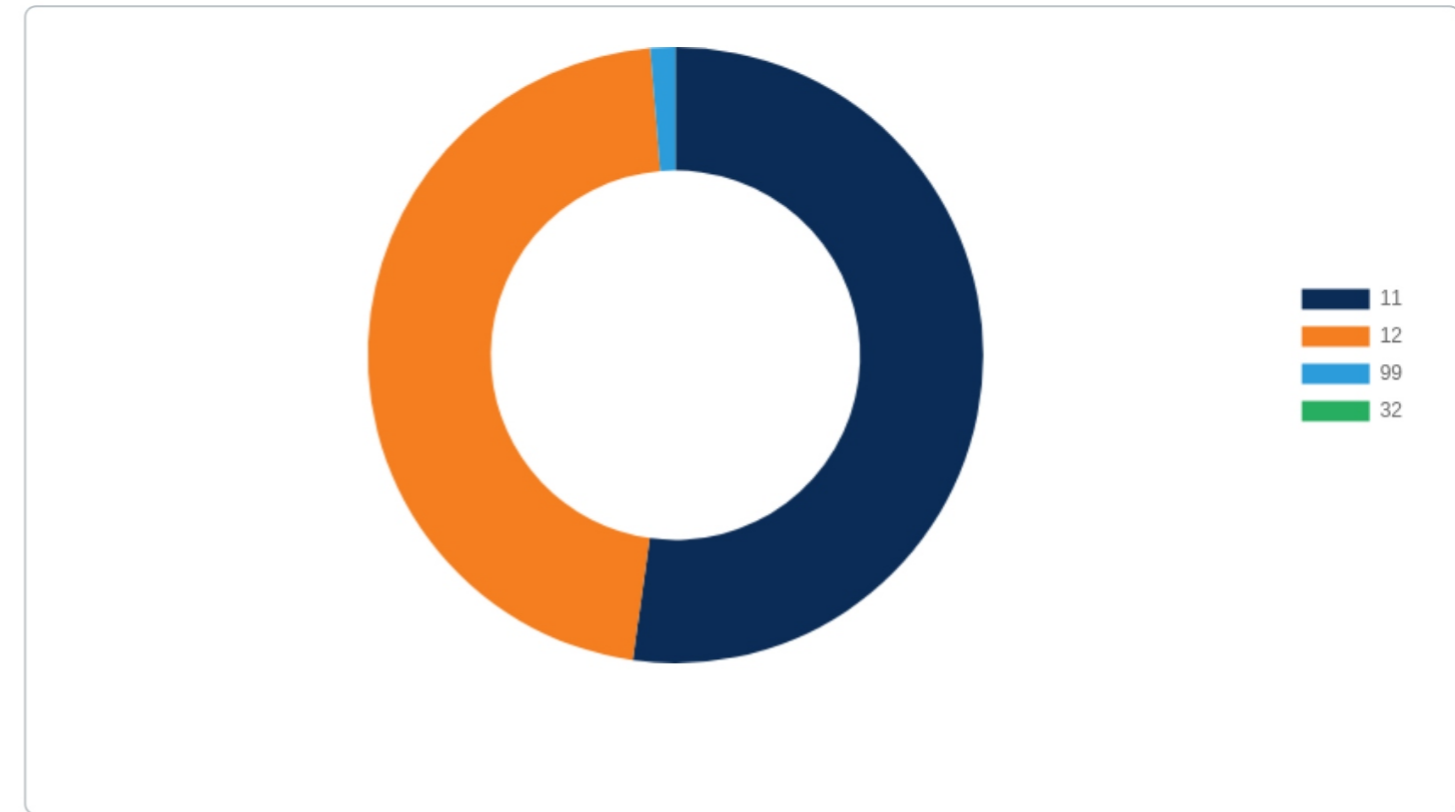
Breakdown of trading value by segment

Compartment	Trades	Volume	Value (TND)	Value in % ▼
B	1,327	454,190	12,003,746	60.67%
A	1,867	534,654	7,523,862	38.03%
S	189	254,123	258,005	1.30%
Total	3,383	1,242,967	19,785,613	100.00%



Breakdown of trading value by trading group

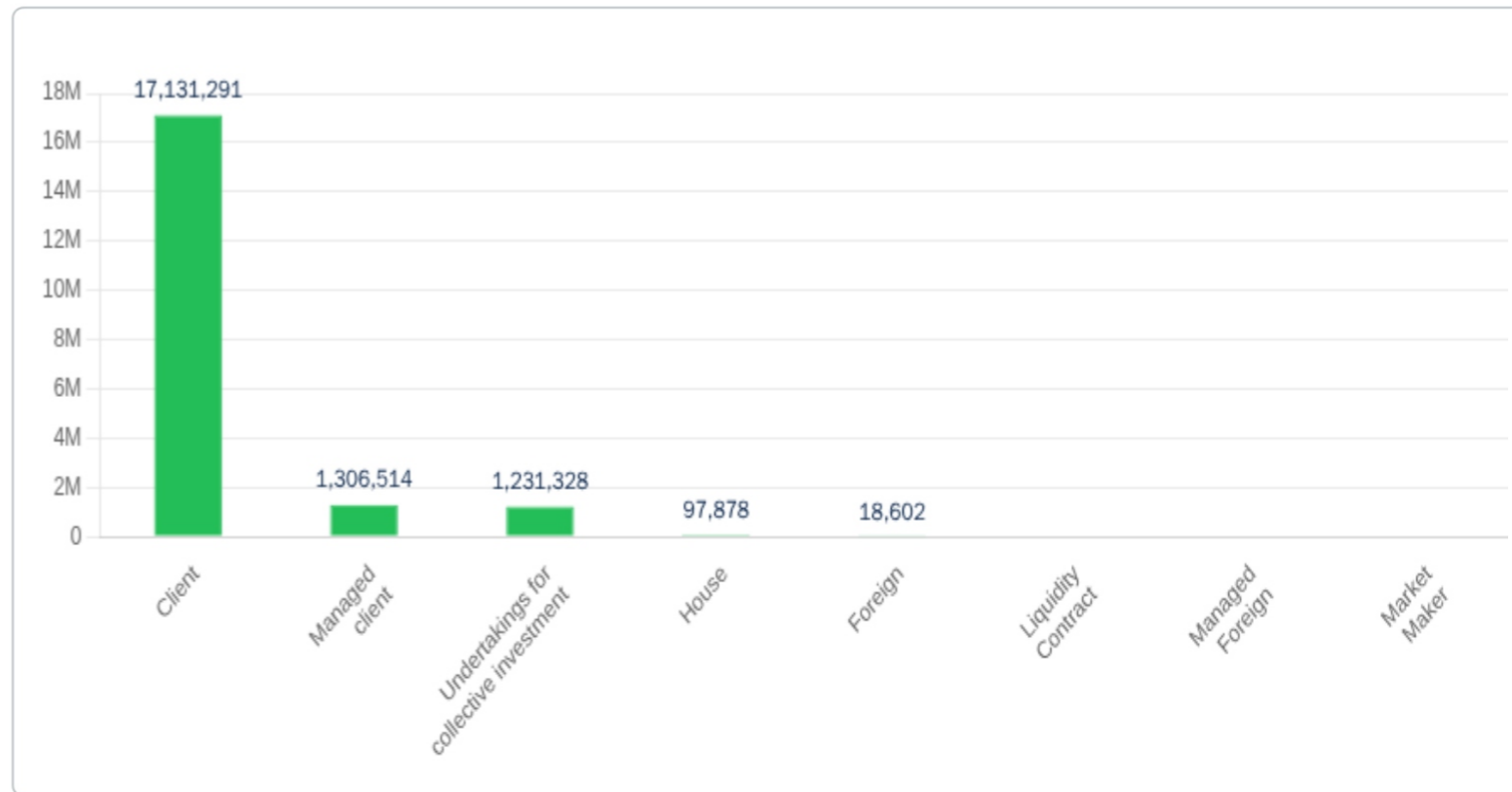
Listing Group	Trades	Volume	Value (TND)	Value in % ▼
11	3,045	812,161	10,331,922	52.22%
12	92	176,430	9,194,759	46.47%
99	189	254,123	258,005	1.30%
32	57	253	927	0.00%
Total	3,383	1,242,967	19,785,613	100.00%



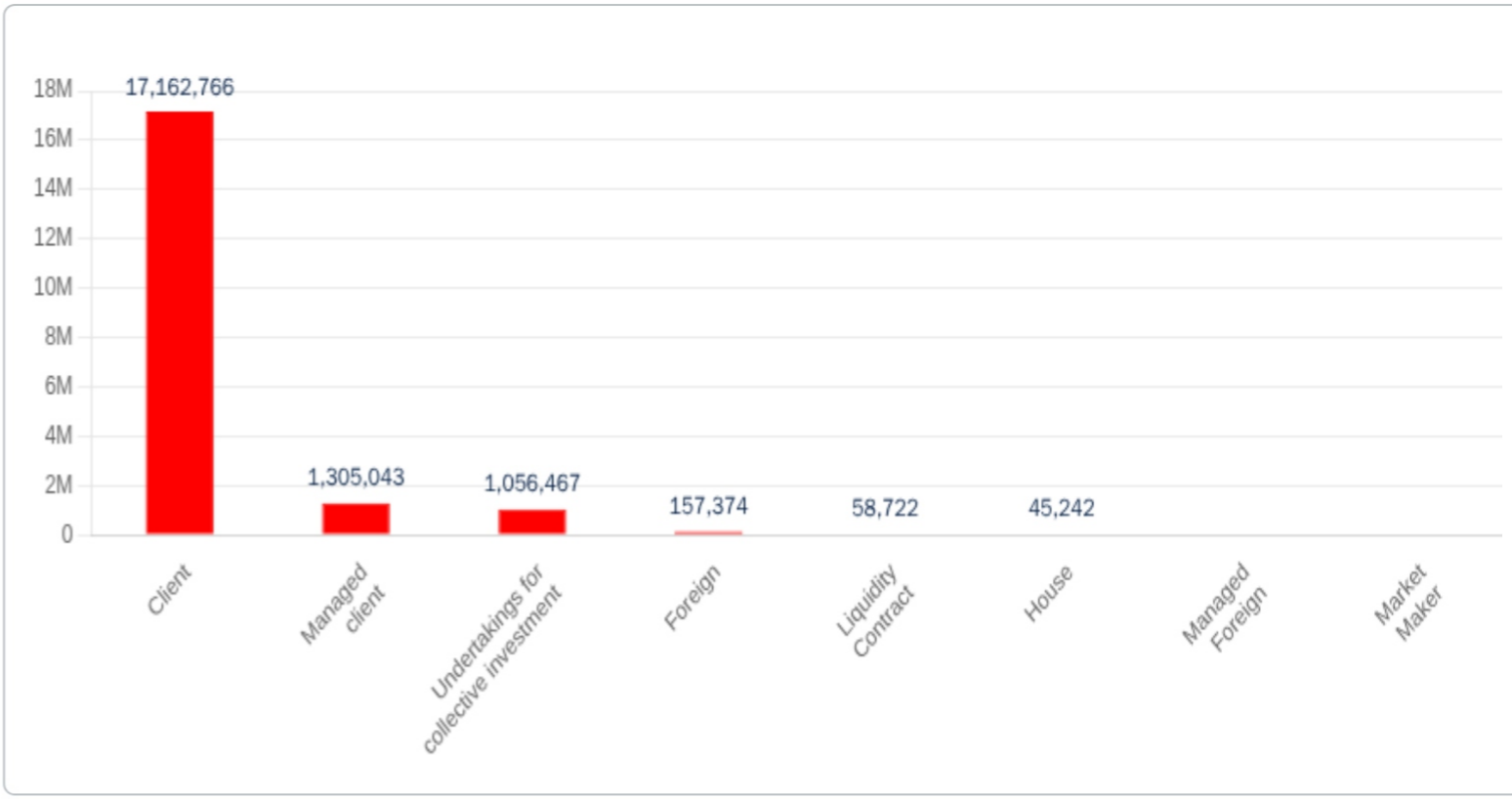
Main Market: by investors category

Buy

Buy	Trades	Volume	Value (TND)	Value in %
Client	2,808	987,284	17,131,291	86.58%
Managed client	327	115,285	1,306,514	6.60%
Undertakings for collective investment	227	134,103	1,231,328	6.22%
House	16	2,285	97,878	0.49%
Foreign	5	4,010	18,602	0.09%
Liquidity Contract	0	0	0	0.00%
Managed Foreign	0	0	0	0.00%
Market Maker	0	0	0	0.00%
Total	3,383	1,242,967	19,785,613	100.00%



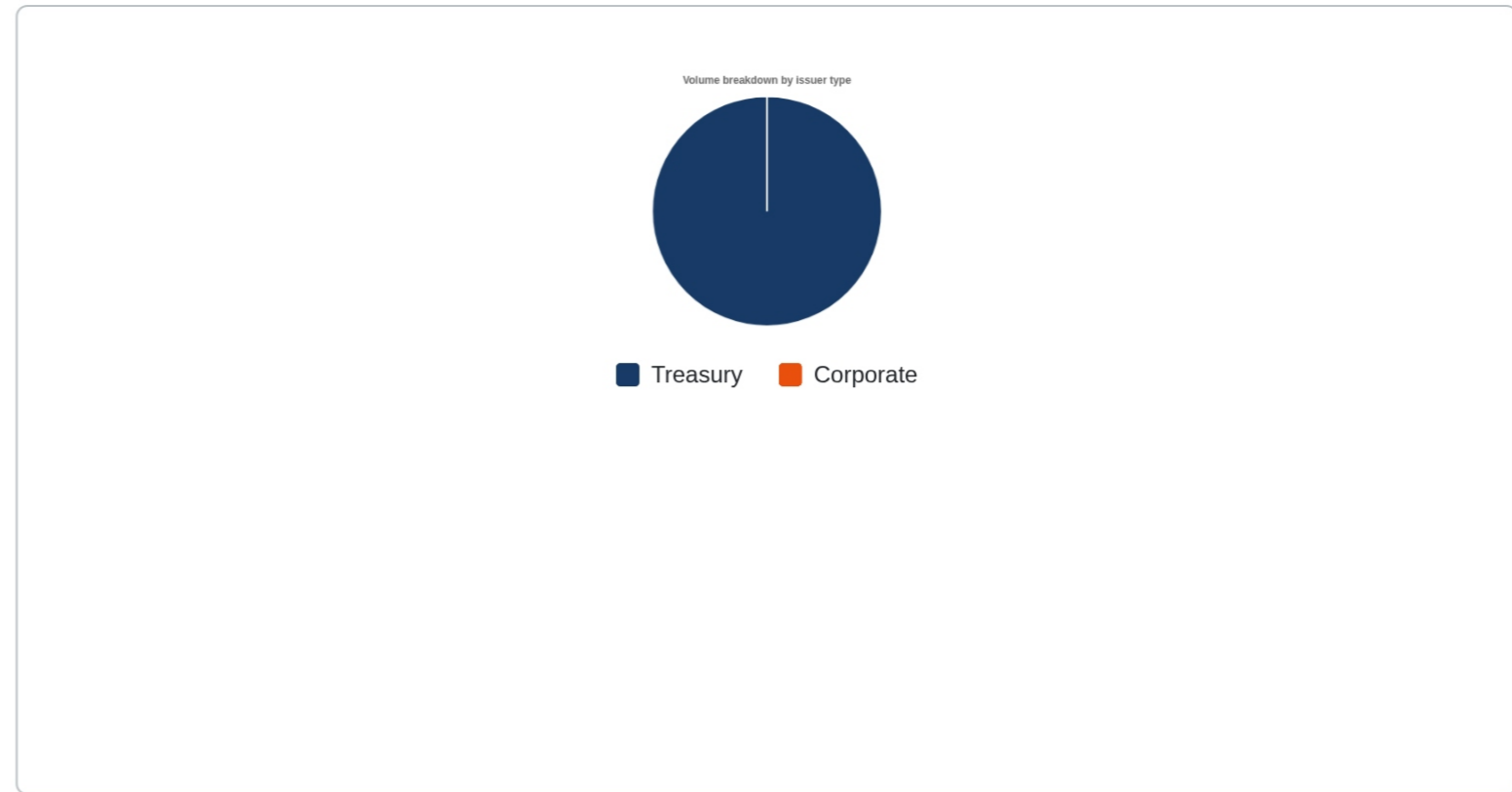
Sell	Trades	Volume	Value (TND)	Value in %
Client	2,760	1,073,233	17,162,766	86.74%
Managed client	340	89,299	1,305,043	6.60%
Undertakings for collective investment	219	71,190	1,056,467	5.34%
Foreign	26	4,164	157,374	0.80%
Liquidity Contract	12	1,790	58,722	0.30%
House	26	3,291	45,242	0.23%
Managed Foreign	0	0	0	0.00%
Market Maker	0	0	0	0.00%
Total	3,383	1,242,967	19,785,613	100,00%



Bond Market

Issuer

Issuer Type	Trade	Volume	Value (TND) ▼	Value in %
Treasury	4	1,180	12,322	100.00%
Corporate	0	0	0	0.00%
Total	4	1,180	12,322	100,00%



Buy	Trades	Volume	Value (TND)	Value in %
Managed client	3	890	9,455	76.73%
Undertakings for collective investment	1	290	2,867	23.27%
Liquidity Contract	0	0	0	0.00%
House	0	0	0	0.00%
Managed Foreign	0	0	0	0.00%
Foreign	0	0	0	0.00%
Market Maker	0	0	0	0.00%
Client	0	0	0	0.00%
Total	4	1,180	12,322	100,00%

Sell	Trades	Volume	Value (TND)	Value in %
Managed client	4	1,180	12,322	100.00%
Undertakings for collective investment	0	0	0	0.00%
Liquidity Contract	0	0	0	0.00%
House	0	0	0	0.00%
Managed Foreign	0	0	0	0.00%
Foreign	0	0	0	0.00%
Market Maker	0	0	0	0.00%
Client	0	0	0	0.00%
Total	4	1,180	12,322	100,00%

Over-the-Counter Market

Electronic Trading

Trades	Volume	Value (TND)
1	20	225

Breakdown by order giver category

Buy	Trades	Volume	Value (TND)	Value in %
Client	1	20	225	100.00
Total	1	20	225	100.00

Sell	Trades	Volume	Value (TND)	Value in %
Client	1	20	225	100.00
Total	1	20	225	100.00

Board Quotation: Auctions

Trades	Volume	Value (TND)
0	0	0

Breakdown by order giver category



Buy	Trades	Volume	Value (TND)	Value in %
Total	0	0	0	

Sell	Trades	Volume	Value (TND)	Value in %
Total	0	0	0	

Year in Review

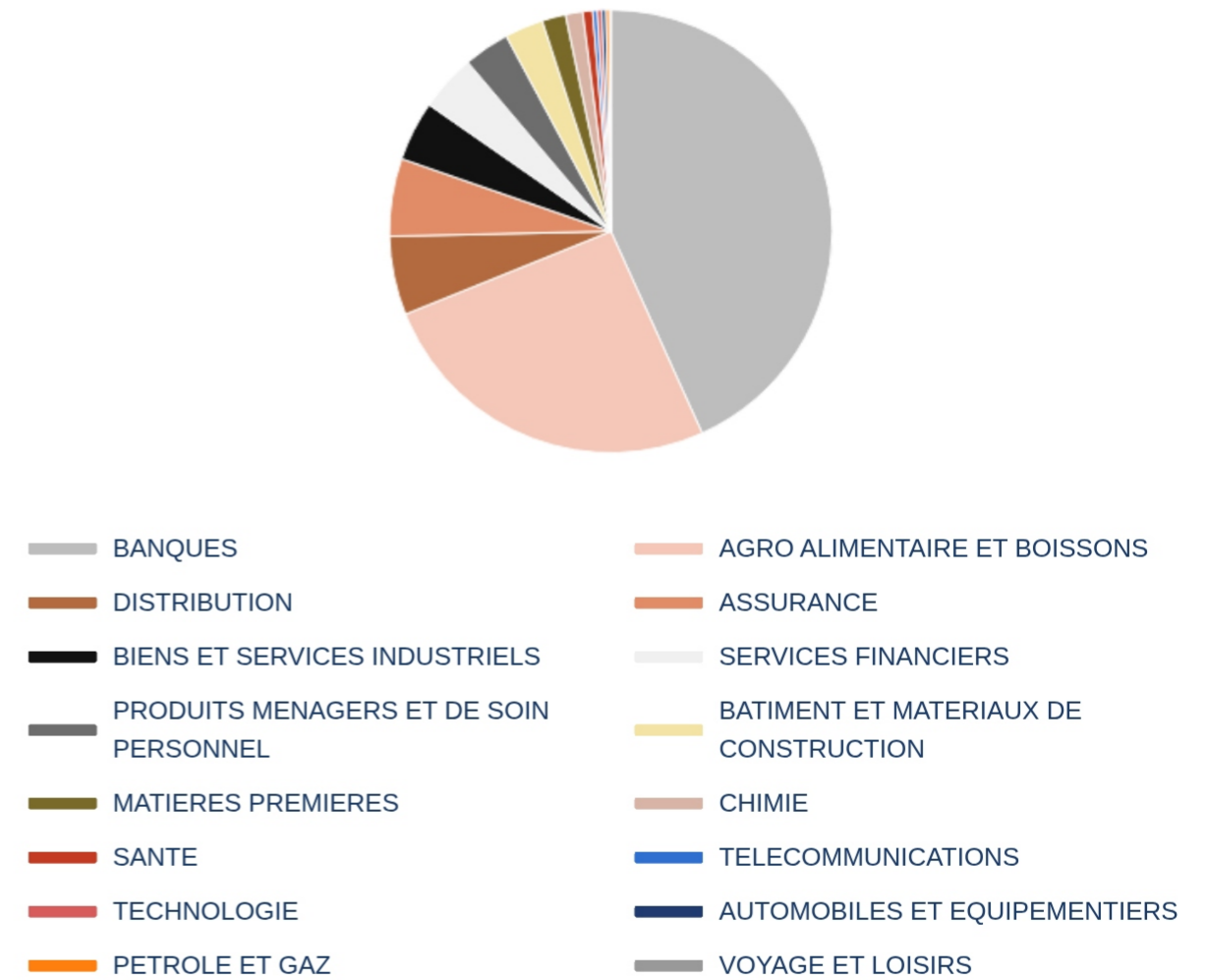
Markets ▲	Cumulative trades 2026 ↓	Cumulative trades 2025 ↓	Change ↓	Cumulative volume 2026 ↓	Cumulative volume 2025 ↓	Change ↓	Cumulative traded value 2026 in TND ↓	Cumulative traded value 2025 in TND ↓	Change ↓
shares trading value	234,071	154,144	51.85 %	100,940,324	61,963,543	62.90 %	1,156,757,709	504,639,517	129.22 %
Bonds trading value	256	259	-1.16 %	705,958	2,185,762	-67.70 %	129,756,345	170,388,158	-23.85 %
Over-the-Counter (OTC)	49	1,360	-96.40 %	3,466	1,098,043	-99.68 %	33,302	2,730,951	-98.78 %
Auctions	25	87	-71.26 %	14,623	183,387	-92.03 %	563,742	1,884,190	-70.08 %
Registrations	464	395	17.47 %	20,442,932	27,103,307	-24.57 %	485,931,325	714,894,615	-32.03 %
Declarations	4	2	100.00 %	4	769	-99.48 %	6,387	339,010	-98.12 %
Total	234,869	156,247	50.32 %	122,107,307	92,534,811	31.96 %	1,773,048,810	1,394,876,441	27.11 %

Market Capitalization

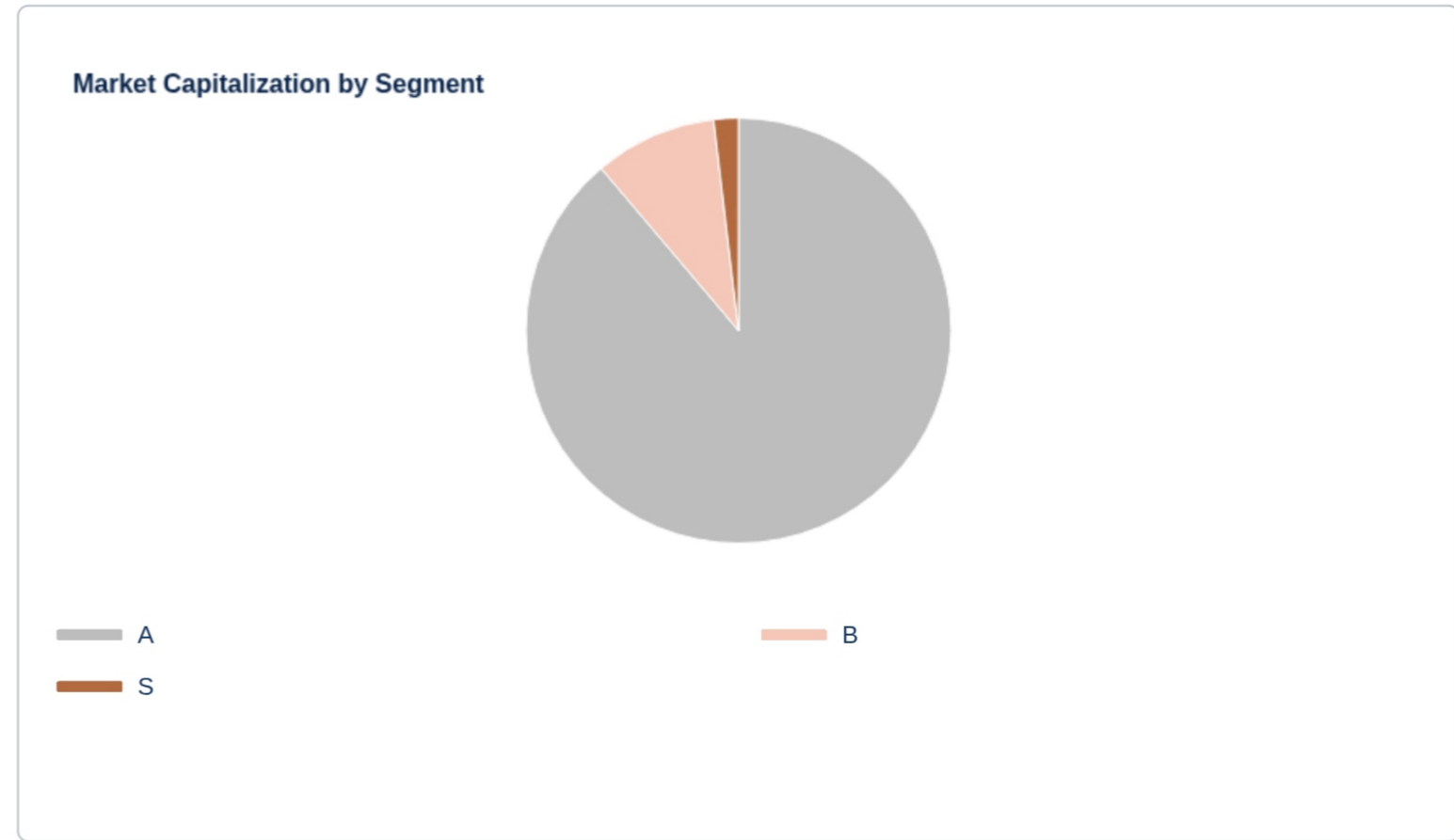
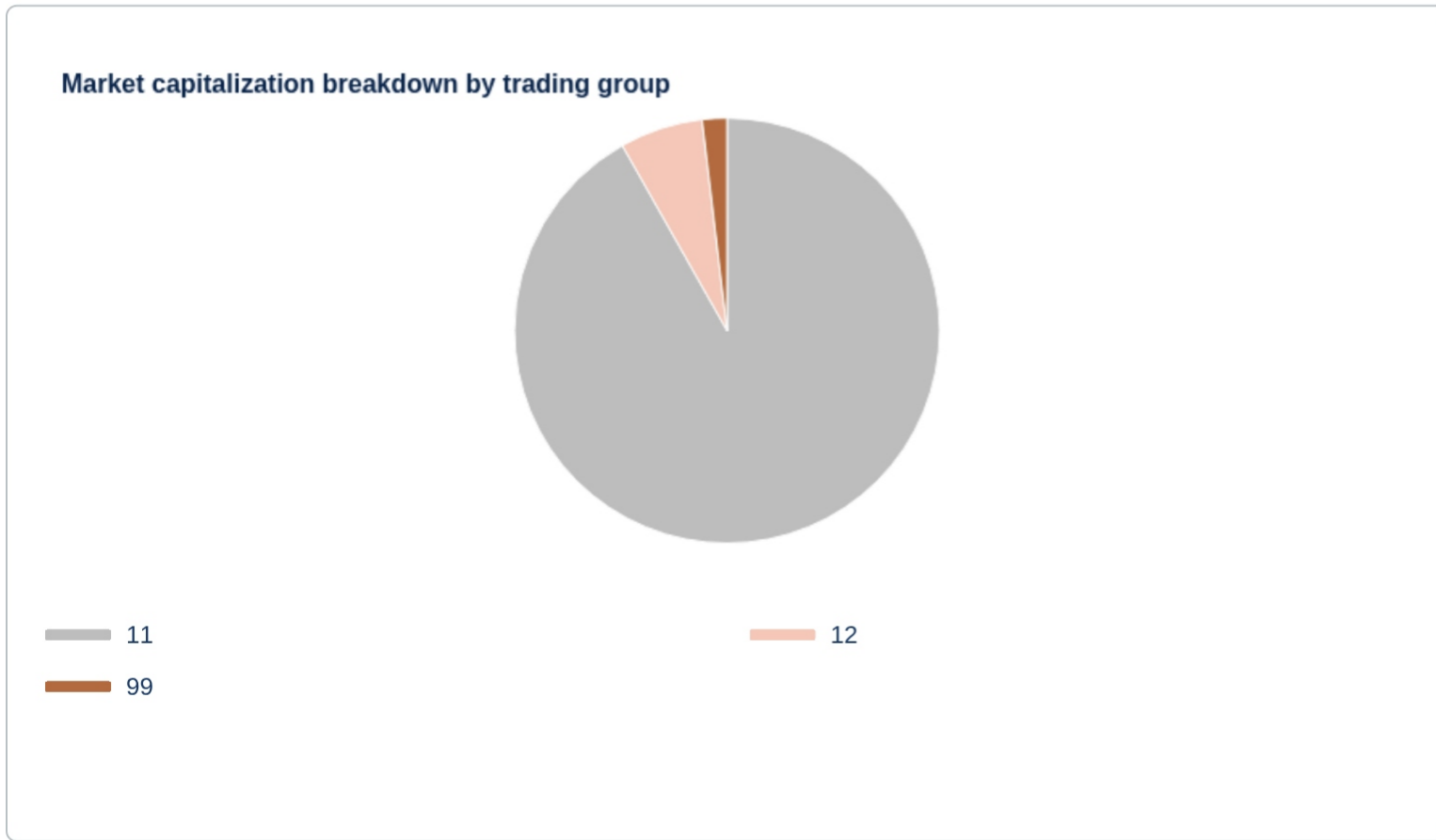
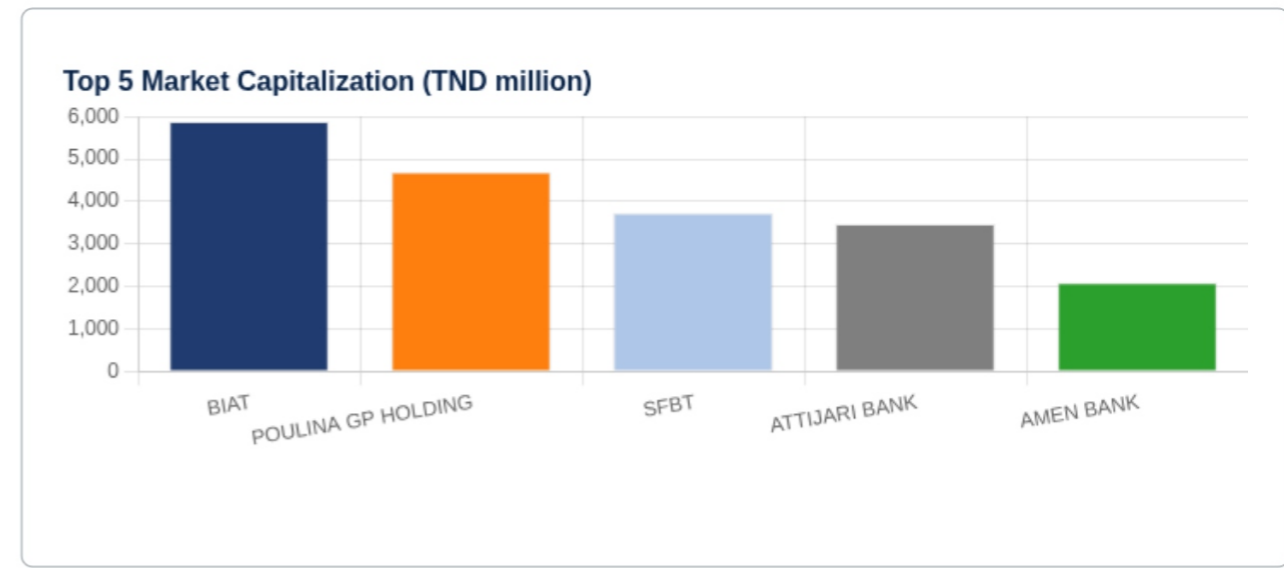
Market Capitalization (TND million)	41,091	Annual Change	18.53 %	Foreign Participation	18.15%	Free-Float in Tunindex (MD)	9,539	Market Cap 100% 	Free-Float in Tunindex 23.21 % 
-------------------------------------	--------	---------------	---------	-----------------------	--------	-----------------------------	-------	---	--

Sector	Market cap. (MD) ▼	% Share	Annual change
BANQUES	17,765	43.23 %	0.25 %
AGRO ALIMENTAIRE ET BOISSONS	10,544	25.66 %	0.48 %
DISTRIBUTION	2,360	5.74 %	0.33 %
ASSURANCE	2,330	5.67 %	0.80 %
BIENS ET SERVICES INDUSTRIELS	1,794	4.36 %	2.88 %
SERVICES FINANCIERS	1,703	4.14 %	-0.19 %
PRODUITS MENAGERS ET DE SOIN PERSONNEL	1,377	3.35 %	-0.28 %
BATIMENT ET MATERIAUX DE CONSTRUCTION	1,156	2.81 %	0.22 %
MATIERES PREMIERES	711	1.73 %	-1.40 %
CHIMIE	516	1.26 %	-2.07 %
SANTE	295	0.72 %	0.00 %
TELECOMMUNICATIONS	135	0.33 %	2.09 %
TECNOLOGIE	133	0.32 %	-0.46 %
AUTOMOBILES ET EQUIPEMENTIERS	125	0.30 %	-0.07 %
PETROLE ET GAZ	109	0.26 %	-2.95 %
VOYAGE ET LOISIRS	38	0.09 %	2.86 %
Total	41,091	100.00 %	

Market Capitalization by Sector



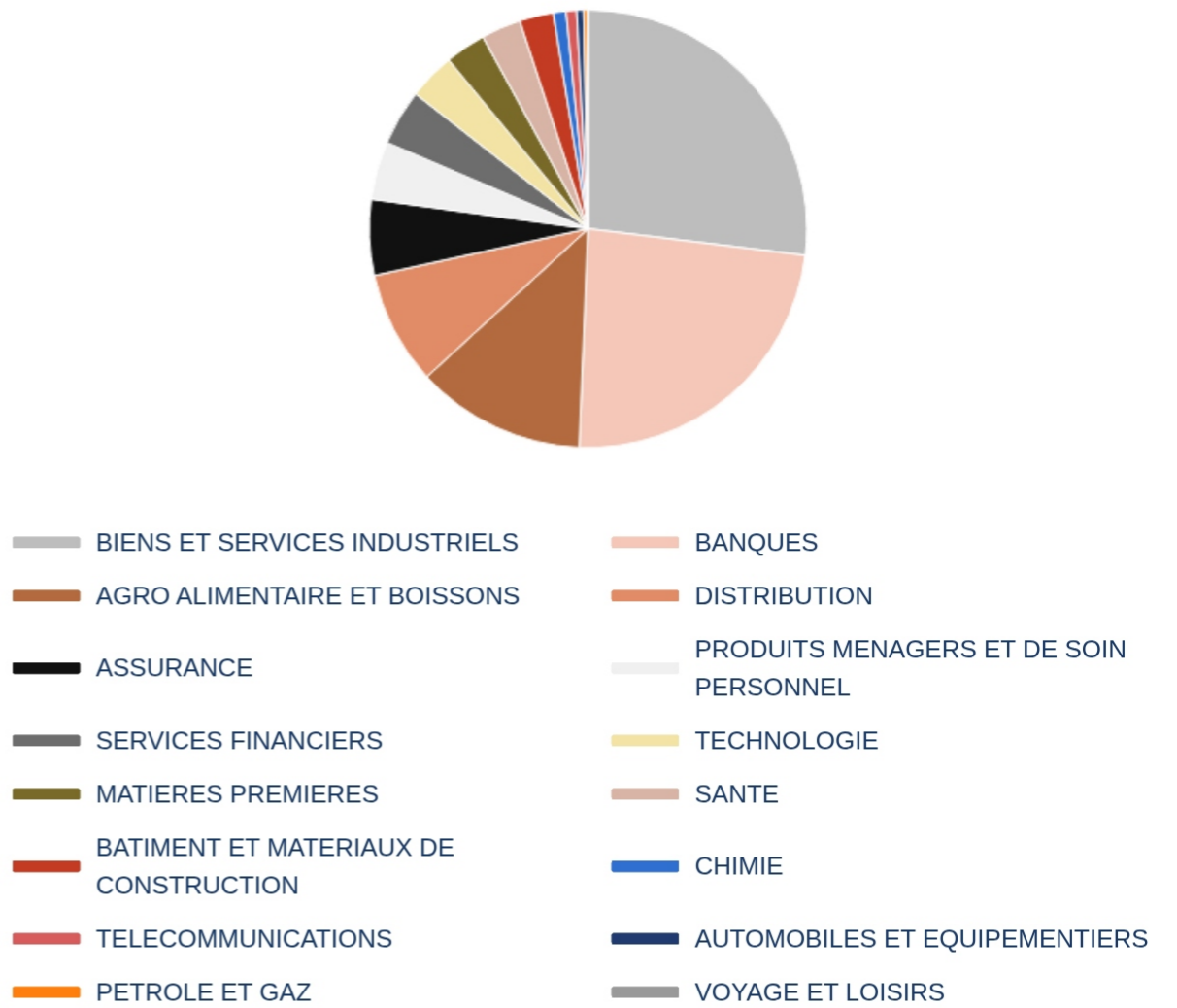
Company	Capitalization in MD	% Share
BIAT	5,887	14.33 %
POULINA GP HOLDING	4,698	11.43 %
SFBT	3,735	9.09 %
ATTIJARI BANK	3,475	8.46 %
AMEN BANK	2,095	5.10 %
Total	19,890	48.41 %



Trading Activity by Sector

Sector	Trades	Volume	Value (TND)	Value in %
BIENS ET SERVICES INDUSTRIELS	27,618	25,448,052	311,674,043	26.94 %
BANQUES	52,572	15,659,474	274,155,545	23.70 %
AGRO ALIMENTAIRE ET BOISSONS	29,665	8,710,504	144,996,106	12.53 %
DISTRIBUTION	16,878	6,304,322	97,054,575	8.39 %
ASSURANCE	14,074	4,083,697	64,779,620	5.60 %
PRODUITS MENAGERS ET DE SOIN PERSONNEL	21,802	5,791,769	49,457,193	4.28 %
SERVICES FINANCIERS	11,717	2,334,059	47,633,847	4.12 %
TECHNOLOGIE	7,091	4,170,974	39,983,188	3.46 %
MATIERES PREMIERES	11,127	3,056,047	34,739,886	3.00 %
SANTE	8,045	3,634,504	33,883,325	2.93 %
BATIMENT ET MATERIAUX DE CONSTRUCTION	17,928	14,749,379	29,019,302	2.51 %
CHIMIE	4,499	124,540	10,822,266	0.94 %
TELECOMMUNICATIONS	6,128	3,975,706	9,010,942	0.78 %
AUTOMOBILES ET EQUIPEMENTIERS	2,761	1,817,169	5,837,079	0.50 %
PETROLE ET GAZ	1,365	135,646	3,387,090	0.29 %
VOYAGE ET LOISIRS	801	944,482	323,702	0.03 %
Total	234,071	100,940,324	1,156,757,709	100.00 %

Capital Distribution by Sector



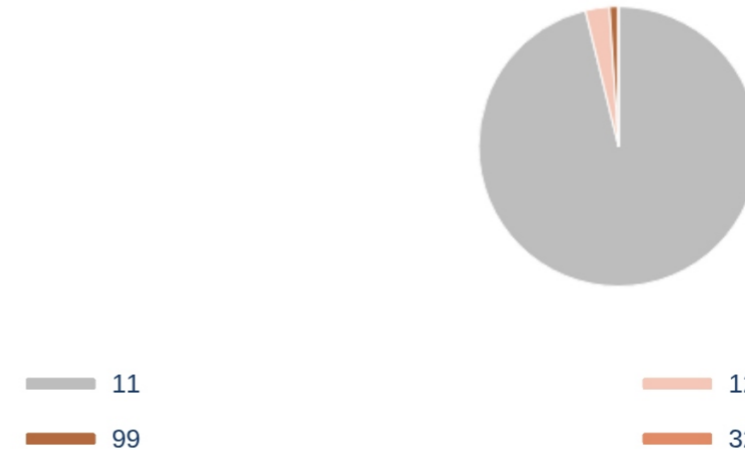
By Market Compartment & Listing Group

Compartment	Trades	Volume	Value (TND)	Value in %
A	160,222	70,630,069	906,761,510	78.39 %
B	65,170	20,611,090	238,377,954	20.61 %
S	8,679	9,699,165	11,618,245	1.00 %
Total	234,071	100,940,324	1,156,757,709	100.00 %

Turnover Distribution by Market Compartment



Turnover Distribution by Listing Group

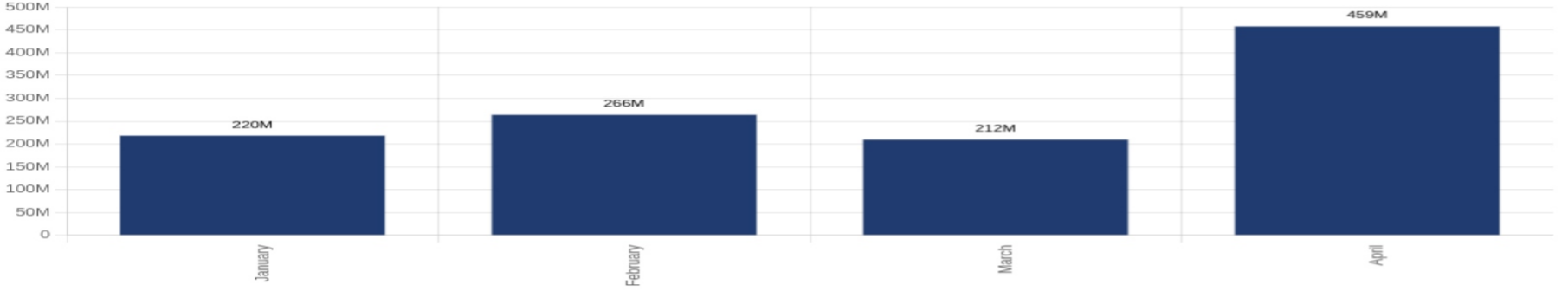


Listing Group	Trades	Volume	Value (TND)	Value in %
11	215,832	89,032,650	1,112,661,152	96.19 %
12	5,950	2,173,490	32,266,936	2.79 %
99	8,538	9,698,543	11,613,866	1.00 %
32	3,751	35,641	215,755	0.02 %
Total	234,071	100,940,324	1,156,757,709	100.00 %

Monthly Turnover Evolution

Month	Trades	Volume	Value (TND)	Value in %
January	65,451	22,655,830	219,882,904	19.01 %
February	51,872	19,595,841	265,912,216	22.99 %
March	56,293	19,512,185	211,685,738	18.30 %
April	60,455	39,176,468	459,276,851	39.70 %
Total	234,071	100,940,324	1,156,757,709	100.00 %

Turnover on the Official Market



Buy

Month	Liquidity Contract	Foreign	Managed Foreign	Market Maker	Undertakings for collective investment	House	Managed client	Client	Total
January	357,291	5,865,195	86,909		39,720,950	2,089,700	27,643,306	144,119,552	219,882,904
February	119,160	2,790,003	12,834		41,701,853	4,939,271	18,888,468	197,460,626	265,912,216
March	508,428	5,686,372	14,758		48,346,467	13,322,224	22,258,374	121,549,116	211,685,738
April	747,296	211,605,897	19,816		47,160,743	927,296	26,703,649	172,112,154	459,276,851
Total	1,732,175	225,947,467	134,317		176,930,014	21,278,491	95,493,798	635,241,448	1,156,757,709

Sell

Month	Liquidity Contract	Foreign	Managed Foreign	Market Maker	Undertakings for collective investment	House	Managed client	Client	Total
January	437,318	641,174	22,682		35,671,117	532,921	26,363,928	156,213,763	219,882,904
February	2,253,002	319,932	2,994		28,168,288	2,921,846	24,090,553	208,155,601	265,912,216
March	1,513,763	1,167,049	9,788		24,063,879	14,036,657	20,061,777	150,832,827	211,685,738
April	1,122,641	1,766,165	46,521		30,964,776	2,244,436	20,894,879	402,237,433	459,276,851
Total	5,326,725	3,894,319	81,985		118,868,060	19,735,860	91,411,137	917,439,623	1,156,757,709

Block Market

Block Market

Month	Foreign	House	T.Libre	Total
January			4,345,300	4,345,300
February			67,271,000	67,271,000
March		11,443,526		11,443,526
April	210,984,361		32,107,250	243,091,611
Total	210,984,361	11,443,526	103,723,550	326,151,437

Month	Foreign	House	T.Libre	Total
January			4,345,300	4,345,300
February			67,271,000	67,271,000
March		11,443,526		11,443,526
April			243,091,611	243,091,611
Total		11,443,526	314,707,911	326,151,437

Bond Market: Annual Activity

Trades	Volume	Value (TND)
256	705,958	129,756,345

Issuer

Issuer Type	Trades	Volume	Value (TND)	Value in %
Treasury	223	639,813	124,601,852	96.03 %
Corporate	33	66,145	5,154,493	3.97 %
Total	256	705,958	129,756,345	100.00 %



Buy

category	Trades	Volume	Value (TND)	Value in %
House	28	86,744	92,058,054	70.95 %
Undertakin collective investment	157	579,674	36,994,235	28.51 %
Managed client	46	15,293	393,725	0.30 %
Client	25	24,247	310,331	0.24 %
Liquidity Contract	0	0	0	0.00 %
Managed Foreign	0	0	0	0.00 %
Foreign	0	0	0	0.00 %
Market Maker	0	0	0	0.00 %
Total	256	705,958	129,756,345	100.00 %

Sell

category	Trades	Volume	Value (TND)	Value in %
Undertakin collective investment	78	303,596	118,199,325	91.09 %
House	1	70,000	7,192,299	5.54 %
Managed client	63	248,968	3,382,727	2.61 %
Client	114	83,394	981,994	0.76 %
Liquidity Contract	0	0	0	0.00 %
Managed Foreign	0	0	0	0.00 %
Foreign	0	0	0	0.00 %
Market Maker	0	0	0	0.00 %
Total	256	705,958	129,756,345	100.00 %

OTC Market: Annual Activity

Electronic Trading

Trades	Volume	Value (TND)
49	3,466	33,302

Breakdown by order giver category

Buy	Trades	Volume	Value (TND)	Value in %
Client	49	3,466	33,302	100.00 %
Total	49	3,466	33,302	100.00 %

Sell	Trades	Volume	Value (TND)	Value in %
Client	47	3,266	31,302	93.99 %
Managed client	2	200	2,000	6.01 %
Total	49	3,466	33,302	100.00 %

Board Quotation: Auctions

Trades	Volume	Value (TND)
25	14,623	563,742

Breakdown by order giver category

Buy	Trades	Volume	Value (TND)	Value in %
Client	25	14,623	563,742	100.00 %
Total	25	14,623	563,742	100.00 %

Sell	Trades	Volume	Value (TND)	Value in %
Client	25	14,623	563,742	100.00 %
Total	25	14,623	563,742	100.00 %

Instruments – Actions

Main Market

Trading session of 04/23/2026																				Year 2026								
Secteur / Valeur	Code ISIN	MNEMO	Compa	Grp	Mode cc	Titres Admis	Cap.B en MD	Cap.B en %	Ech. bloc	Qté bloc	Cap. bloc TND	Echanges	Quantité	Cap. en TND	Clôture	Var Jour	Indic.	VWAP veille	VWAP	Var VWAP	Ouvert.	Rdt Annuel	Ech. bloc	Qté bloc	Cap. bloc TND	Echanges	Quantité	Cap. en TND
Automobiles & Parts																												
ASSAD	TN0007140015	ASSAD	S	99	Fixing	28,207,823	124.66	0.30%	-	-	-	45	28,701	87,634	-	-	-	-	-	-	-	-	-	-	-	2,752	1,817,127	5,837,065
STIP	TN0005030010	STIP	S	99	Fixing	4,207,823	52.18	0.13%	-	-	-	3	102	1,265	12.400	-0.16%	-	12.420	12.400	-0.16%	3.530	251.28%	-	-	-	104	18,284	146,636
Banks																												
AMEN BANK	TN0003400058	AB	A	11	Continu	34,920,000	2,095.20	5.10%	-	-	-	160	19,771	1,187,287	60.000	0.67%	-	59.247	60.052	1.36%	50.000	20.00%	-	-	-	11,713	1,339,328	75,421,538
ATB	TN0003600350	ATB	A	11	Continu	100,000,000	383.00	0.93%	-	-	-	-	-	-	3.830	0.00%	NC	3.783	0.000	-	3.790	1.06%	-	-	-	1,919	1,397,497	5,155,658
ATTIJARI BANK	TN0001600154	TJARI	A	11	Continu	50,000,000	3,474.50	8.46%	-	-	-	62	7,846	541,828	69.490	0.45%	-	69.025	69.058	0.05%	66.890	10.17%	-	-	-	4,524	489,022	34,206,817
BH BANK	TN0001900604	BH	A	11	Continu	47,600,000	488.38	1.19%	-	-	-	37	4,647	47,817	10.260	-0.10%	-	0.000	10.290	0.00%	10.300	-0.39%	-	-	-	512	118,488	1,196,518
BIAT	TN0001800457	BIAT	A	11	Continu	40,800,000	5,887.44	14.33%	-	-	-	36	1,613	233,266	144.300	-0.48%	-	145.146	144.616	-0.36%	111.000	30.00%	-	-	-	4,996	257,472	33,911,619
BNA	TN0003100609	BNA	A	11	Continu	64,000,000	979.20	2.38%	-	-	-	89	18,562	283,720	15.300	0.00%	-	15.314	15.285	-0.19%	12.070	26.76%	-	-	-	11,507	3,732,692	51,902,986
BT	TN0002200053	BT	A	11	Continu	270,000,000	1,857.60	4.52%	-	-	-	44	11,114	76,145	6.880	0.00%	-	6.856	6.851	-0.07%	6.400	7.50%	-	-	-	8,492	5,099,846	34,808,579
BTE (ADP)	TN0001300557	BTE	B	12	Fixing	1,000,000	5.30	0.01%	-	-	-	17	3,665	19,316	5.300	1.34%	-	0.000	5.270	0.00%	3.500	51.43%	-	-	-	514	79,437	376,155
STB	TN0002600955	STB	A	11	Continu	155,375,000	699.19	1.70%	-	-	-	64	17,004	75,970	4.500	-1.32%	-	4.517	4.468	-1.09%	4.090	10.02%	-	-	-	5,391	2,074,826	8,489,484
UBCI	TN0002400505	UBCI	A	12	Fixing	20,001,529	740.06	1.80%	-	-	-	2	150	5,550	37.000	3.93%	-	35.600	37.000	3.93%	33.800	9.47%	-	-	-	390	99,900	3,539,285
UIB	TN0003900107	UIB	A	11	Continu	32,560,000	908.42	2.21%	-	-	-	6	285	7,864	27.900	2.57%	-	27.017	27.592	2.13%	24.850	12.27%	-	-	-	1,179	920,522	24,753,215
WIFAK INTERNATIONAL BANK	TN0007200017	WIFAK	A	12	Fixing	30,000,000	247.20	0.60%	-	-	-	2	156	1,285	8.240	0.24%	-	8.239	8.240	0.01%	7.700	7.01%	-	-	-	266	44,143	332,804
Basic materials																												
SOTIPAPIER	TN0007630015	STPAP	B	11	Continu	28,184,091	85.96	0.21%	-	-	-	-	-	-	3.050	-5.86%	B	3.237	0.000	-	2.780	9.71%	-	-	-	2,741	441,535	1,192,682
TPR	TN0007270010	TPR	A	11	Continu	50,000,000	625.00	1.52%	-	-	-	141	27,808	346,916	12.500	-0.79%	-	12.602	12.475	-1.00%	11.500	8.70%	6	557.394	6,811.300	8,359	2,614,313	33,547,121
Chemicals																												
AIR LIQUIDE TUNISIE	TN0002300358	AL	S	99	Fixing	1,637,504	293.11	0.71%	-	-	-	3	20	3,580	179.000	-0.06%	-	179.100	179.000	-0.06%	150.050	19.29%	-	-	-	348	3,793	621,117
ALKIMIA	TN0003800703	ALKIM	S	99	Fixing	3,947,253	48.12	0.12%	-	-	-	-	-	-	13.710	0.00%	NC	13.710	0.000	-	13.100	4.66%	-	-	-	97	2,266	29,212
ICF	TN0003200755	ICF	B	11	Continu	2,100,000	174.70	0.43%	-	-	-	100	3,303	279,626	83.190	-6.00%	-	87.916	84.658	-3.71%	84.600	-1.67%	-	-	-	3,970	118,250	10,167,576
Construction & Materials																												
CARTHAGE CEMENT	TN0007400013	CC	A	11	Continu	343,624,940	680.38	1.66%	-	-	-	116	167,241	327,561	1.980	0.00%	-	1.988	1.959	-1.48%	1.880	5.32%	-	-	-	9,213	10,410,831	20,004,661
CIMENTS DE BIZERTE	TN0007350010	SCB	B	12	Fixing	44,047,290	34.36	0.08%	-	-	-	26	14,866	11,595	0.780	-1.27%	-	0.790	0.780	-1.27%	0.550	41.82%	-	-	-	449	329,678	205,873
ESSOUKNA	TN0007210016	SOKNA	B	11	Continu	5,050,500	19.39	0.05%	-	-	-	76	19,003	71,681	3.840	-2.78%	-	3.867	3.772	-2.45%	3.300	16.36%	-	-	-	3,134	578,175	2,198,855
MPBS	TN0007620016	MPBS	B	11	Continu	20,668,860	183.95	0.45%	-	-	-	116	14,926	131,079	8.900	2.30%	-	8.528	8.782	2.98%	8.790	1.25%	-	-	-	2,956	595,575	4,865,032
SANIMED	TN0007730013	SMD	S	99	Fixing	19,971,000	10.58	0.03%	-	-	-	-	-	-	0.530	3.92%	H	0.000	0.000	-	0.570	-7.02%	-	-	-	105	41,826	26,103
SIMPAR	TN0004000055	SIMPA	B	12	Fixing	1,100,000	37.84	0.09%	-	-	-	-	-	-	34.400	0.00%	NC	34.400	0.000	-	35.890	-4.15%	-	-	-	9	167	5,904
SITS	TN0007180011	SITS	B	12	Fixing	15,600,000	53.82	0.13%	-	-	-	1	200	690	3.450	-2.82%	-	0.000	3.450	0.00%	3.110	10.93%	-	-	-	17	3,931	13,886
SOMOCER	TN0006780019	SOMOC	S	99	Fixing	40,656,000	31.71	0.08%	-	-	-	34	38,227	29,817	0.780	1.30%	-	0.770	0.780	1.30%	0.440	77.27%	-	-	-	1,979	2,788,780	1,698,690
SOTEMAIL	TN0007600018	SOTEM	S	99	Fixing	34,513,514	103.54	0.25%	-	-	-	-	-	-	3.000	0.00%	NC	0.000	0.000	-	3.000	0.00%	-	-	-	1	42	126
Financial Services																												
ATL	TN0004700100	ATL	B	11	Continu	32,500,000	280.80	0.68%	-	-	-	11	1,291	11,102	8.640	-0.12%	-	8.649	8.599	-0.58%	6.100	41.64%	-	-	-	2,823	962,240	7,159,143
ATTIJARI LEASING	TN0006610018	TJL	B	11	Continu	2,750,000	97.35	0.24%	-	-	-	2	90	3,186	35.400	0.85%	-	0.000	35.400	0.00%	29.250	21.03%	-	-	-	620	58,120	1,882,656
BEST LEASE	TN0007580012	BL	B	12	Fixing	30,000,000	77.70	0.19%	-	-	-	10	483	1,251	2.590	-0.38%	-	2.600	2.591	-0.35%	2.200	17.73%	-	-	-	141	38,506	89,444
BH LEASING	TN0006720049	BHL	B	12	Fixing	7,000,000	25.55	0.06%	-	-	-	5	1,726	6,300	3.650	0.00%	-	0.000	3.650	0.00%	3.970	-8.06%	-	-	-	171	24,043	92,393
CIL	TN0004200853	CIL	B	11	Continu	7,000,000	231.00	0.56%	-	-	-	34	2,913	95,551	33.000	0.30%	-	32.884	32.802	-0.25%	28.250	25.31%	-	-	-	2,199	453,913	14,705,788
HANNIBAL LEASE	TN0007310139	HL	B	12	Fixing	11,000,000	82.50	0.20%	-	-	-	2	161	1,208	7.500	0.00%	-	7.500	7.500	0.00%	7.600	-1.32%	-	-	-	275	91,812	679,089
PLACEMENT DE TUNISIE -SICAF	TN0002500650	PLTU	B	12	Fixing	1,000,000	41.81	0.10%	-	-	-	-	-	-	41.810	0.00%	NC	0.000	0.000	-	41.800	0.02%	-	-	-	9	301	12,572
SPDIT - SICAF	TN0001400704	SPDIT	A	11	Continu	28,000,000	418.60	1.02%	-	-	-	9	690	9,873	14.950	1.36%	-	14.750	14.309	-2.99%	12.700	17.72%	-	-	-	661	153,337	2,059,681
TUNINVEST-SICAR	TN0004100202	TINV	B	12	Fixing	966,000	41.25	0.10%	-	-	-	8	865	36,941	42.700	-0.61%	-	43.882	42.706	-2.68%	42.000	1.67%	-	-	-	731	55,103	2,295,526
TUNISIE LEASING ET FACTORING	TN0002100907	TLS	A	11	Continu	10,800,000	406.08	0.99%	-	-	-	58	5,315	201,598	37.600	-2.34%	-	38.471	37.930	-1.41%	32.750	14.81%	1	60.000	2,484.000	3,910	494,645	18,652,734
Food & Beverage																												
DELICE HOLDING	TN0007670011	DH	A	11	Continu	109,814,524	1,894.30	4.61%	-	-	-	70	6,580	113,310	17.250	0.70%	-	17.176	17.220	0.26%	12.900	33.72%	2	177.200	2,667.746	7,821	1,665,971	25,182,195
LAND OR	TN0007510019	LNDR	B	11	Continu	13,784,285	217.10	0.53%	-	-	-	23	2,903	45,886	15.750	-0.88%	-	15.666	15.806	0.90%	14.700	7.14%	1	312.500	5,468.750	2,419	922,746	14,948,953
POULINA GROUP HOLDING	TN0005700018	PGH	A	11	Continu	180,003,600	4,698.09	11.43%	-	-	-	121	14,884	388,591	26.100	0.38%	-	25.763	26.108	1.34%	18.500	41.08%	1	55.000	1,122.000	11,547	2,659,383	58,792,146
SFBT	TN0001100254	SFBT	A	11																								

EURO-CYCLES	TN0007570013	ECYCL	B	11	Continu	9,801,000	112.03	0.27%	-	-	-	239	40,935	463,045	11.430	-2.72%	0.000	11.312	0.00%	12.490	-8.49%	-	-	-	4,755	658,386	7,746,017		
NEW BODY LINE	TN0007540016	NBL	B	11	Continu	4,250,400	18.11	0.04%	-	-	-	1	6	26	4.260	-1.84%	4.330	4.260	-1.62%	4.050	5.19%	-	-	-	845	195,111	756,262		
OFFICE PLAST	TN0007700016	PLAST	B	11	Continu	14,662,164	27.86	0.07%	-	-	-	76	32,492	60,912	1.900	-1.55%	1.922	1.875	-2.46%	1.910	-0.52%	-	-	-	4,050	1,770,963	3,655,397		
Société d'Articles Hygiéniques	TN0007610017	SAH	A	11	Continu	84,015,979	1,188.83	2.89%	-	-	-	50	11,222	157,415	14.150	0.00%	14.209	14.027	-1.28%	13.900	1.80%	-	-	1	423,500	6,352,500	2,384,083	33,835,618	
Retail						194,111,628	2,360.47	5.75%	-	-	-	282	49,815	654,025										1	2,975,000	63,665,000	16,770	6,304,077	97,053,773
ARTES	TN0007300015	ARTES	A	11	Continu	38,250,000	480.42	1.17%	-	-	-	84	19,143	237,970	12.560	-0.71%	12.614	12.431	-1.45%	11.500	9.22%	-	-	-	2,936	428,762	5,703,874		
CELLCOM	TN0007590011	CELL	B	11	Continu	4,461,532	10.48	0.03%	-	-	-	80	20,383	48,112	2.350	-6.00%	2.500	2.360	-5.58%	3.320	-29.22%	-	-	-	3,158	625,970	1,651,404		
CITY CARS	TN0007550015	CITY	A	11	Continu	18,000,000	392.40	0.96%	-	-	-	31	2,109	45,952	21.800	1.40%	21.390	21.788	1.86%	19.700	10.66%	-	-	-	2,868	322,457	7,763,645		
ENNAKL AUTOMOBILES	TN0007410012	NAKL	A	11	Continu	30,000,000	522.00	1.27%	-	-	-	7	463	8,021	17.400	0.58%	17.375	17.324	-0.29%	15.080	15.39%	-	-	-	1,534	208,656	3,519,765		
MAGASIN GENERAL	TN0006440010	MAG	B	12	Fixing	15,777,070	185.22	0.45%	-	-	-	3	220	2,585	11.740	0.00%	11.300	11.750	3.98%	9.850	19.19%	-	-	-	117	8,208	83,351		
MONOPRIX	TN0001000108	MNP	B	12	Fixing	25,345,736	228.11	0.56%	-	-	-	2	991	8,919	9.000	0.00%	9.000	9.000	0.00%	6.090	47.78%	-	-	-	672	246,716	1,951,883		
SMART TUNISIE	TNQPQXRODTH8	SMART	B	11	Continu	10,123,443	261.18	0.64%	-	-	-	4	330	8,540	25.800	0.78%	25.499	25.878	1.48%	19.500	32.31%	1	2,975,000	63,665,000	1,671	3,221,200	68,796,637		
SOTUMAG	TN0006580013	MGR	B	11	Continu	13,200,000	135.96	0.33%	-	-	-	7	1,890	19,438	10.300	0.00%	10.294	10.285	-0.09%	8.900	15.73%	-	-	-	769	128,978	1,238,115		
Société Tunisienne de l'Automobile	TNNGTFLC2986	STA	B	11	Continu	2,000,000	128.80	0.31%	-	-	-	64	4,286	274,488	64.400	0.97%	63.674	64.043	0.58%	37.440	72.01%	-	-	-	2,686	102,450	5,808,596		
UADH	TN0007690019	UADH	S	99	Fixing	36,953,847	15.89	0.04%	-	-	-	-	-	-	0.430	0.00%	S	0.000	0.000	0.600	-28.33%	-	-	-	359	1,010,680	536,502		
Technology						14,354,134	133.14	0.32%	-	-	-	266	92,645	1,017,708												7,083	4,170,946	39,983,165	
AETECH	TN0007500010	AETEC	S	99	Fixing	2,223,334	0.91	0.00%	-	-	-	-	-	-	0.410	0.00%	S	0.000	0.000	0.320	28.13%	-	-	-	20	11,728	4,568		
TELNET HOLDING	TN0007440019	TLNET	B	11	Continu	12,130,800	132.23	0.32%	-	-	-	266	92,645	1,017,708	10.900	-0.46%	10.971	10.985	0.13%	6.840	59.36%	-	-	-	7,063	4,159,218	39,978,597		
Telecommunications						112,636,800	134.51	0.33%	-	-	-	117	145,326	233,341												6,126	3,975,697	9,010,936	
SOTETEL	TN0006530018	SOTET	B	11	Continu	4,636,800	38.39	0.09%	-	-	-	57	14,022	116,480	8.280	-1.43%	8.402	8.307	-1.13%	5.210	58.93%	-	-	-	4,071	898,919	6,479,205		
TAWASOL GROUP HOLDING	TN0007650013	TGH	S	99	Fixing	108,000,000	96.12	0.23%	-	-	-	60	131,304	116,861	0.890	3.49%	0.000	0.890	0.00%	0.800	11.25%	-	-	-	2,055	3,076,778	2,531,732		
Travel & Leisure						106,199,280	38.23	0.09%	-	-	-	47	55,871	20,114												780	944,348	323,699	
TUNISAIR	TN0001200401	TAIR	S	99	Fixing	106,199,280	38.23	0.09%	-	-	-	47	55,871	20,114	0.360	2.86%	0.350	0.360	2.86%	0.340	5.88%	-	-	-	780	944,348	323,699		
Total						3,063,013,649	41,090.64	100.00%	1	151,000	9,060,000	3,326	1,242,714	19,784,686										25	22,452,830	326,151,437	230,320	100,904,683	1,156,541,955

Instruments – Lignes secondaires

Main Market

Trading session of 04/23/2026									Year 2026			
Sector / Issuer / Security	ISIN code	Mnemonic	Group	Trades	Volume	Value (TND)	Dernier cours	Indicator	Trades	Volume	Value (TND)	
Food & Beverage												
POULINA GROUP HOLDING												
PGH Da 2/25 230611	TN0005700034	PGH11		32 -	-	-	-		NC	11	64	101
SFBT												
SFBT (Da 1/6)	TN0001100288	SFB99		32 -	-	-	-		NC -	-	-	
SFBT (Da 1/7)	TN0001100296	SFB00		32 -	-	-	-		NC -	-	-	
SFBT (Da 1/2) 2001	TN0001100304	SFBT1		32 -	-	-	-		NC	1	1	62
SFBT Da1/2(11/4/02)	TN0001100312	SFB02		32 -	-	-	-		NC -	-	-	
SFBT Da 1/12 2006	TN0001100320	SFB06		32 -	-	-	-		NC -	-	-	
SFBT DA2007 1/13	TN0001100338	SFB07		32 -	-	-	-		NC	8	19	66
SFBT Da5/56 120510	TN0001100346	SFB10		32 -	-	-	-		NC	4	29	160
SFBT Da5/61 300311	TN0001100353	SFB11		32 -	-	-	-		NC	2	11	53
SFBT Da10/66 03712	TN0001100361	SFB12		32 -	-	-	-		NC	11	166	148
SFBT Da1/19 280513	TN0001100387	SFB13		32 -	-	-	-		NC	2	40	100
SFBT DA 1/8 200514	TN0001100403	SFB14		32 -	-	-	-		NC	7	14	71
SFBT DA 1/6 120515	TN0001100411	SFB15		32 -	-	-	-		NC	9	35	90
SFBT DA 1/7 040516	TN0001100429	SFB16		32 -	-	-	-		NC	8	18	82
SFBT DA1/10 040517	TN0001100437	SFB17		32 -	-	-	-		NC	9	25	76
SFBT DA 1/4 300418	TN0001100445	SFB18		32 -	-	-	-		NC	14	21	111
SFBT DA 1/5 130519	TN0001100452	SFB19		32	4	8	28	3.500		47	83	259
SFBT DA 1/4 200720	TN0001100460	SFB20		32 -	-	-	-		NC	36	138	511
SFBT DA1/12 280524	TN3022JYIH65	SFB24		32	10	34	39	1.150		334	1,585	1,572
LAND OR												
LNDOR DA1/32 80617	TN0007510035	LND17		32 -	-	-	-		NC	12	106	47
Insurance												
BNA ASSURANCES												
AMI DA 1/4 110817	TN0007680044	AMI17		32 -	-	-	-		NC	3	3	2
AMI DA27/35 241120	TN0007680051	AMI20		32 -	-	-	-		NC	17	95	173
ASTREE												
AST DA 1/2 140817	TN0003000528	AST17		32 -	-	-	-		NC -	-	-	
STAR												
STAR DA 7/6 221225	TNI7FVNGCJ77	STAR5		32	4	4	280	70.000		261	1,831	125,171
Automobiles & Parts												
ASSAD												
ASSDa1/9(01/07/05)	TN0007140031	ASSDA		32 -	-	-	-		NC -	-	-	
ASSAD Da1/4 150609	TN0007140049	ASS09		32 -	-	-	-		NC -	-	-	
ASS Da 1/10 020610	TN0007140056	ASS10		32 -	-	-	-		NC	2	8	6
ASS Da 1/22 200611	TN0007140064	ASS11		32 -	-	-	-		NC	2	14	4
ASS Da 1/23 010812	TN0007140072	ASS12		32 -	-	-	-		NC	5	20	4
STIP												
STIP Da1/10 0703	TN0005030028	STIP3		32 -	-	-	-		NC -	-	-	
Banks												
AMEN BANK												
AB Da 26 3/37	TN0003400108	AB26		32 -	-	-	-		NC -	-	-	
AB Da 29 3/40	TN0003400116	AB29		32 -	-	-	-		NC -	-	-	
AB Da 34 2/59	TN0003400157	AB34		32 -	-	-	-		NC -	-	-	
AB Da 1/27	TN0003400207	ABA38		32 -	-	-	-		NC	6	43	184
ABDA 1/14 11122007	TN0003400272	ABDA7		32 -	-	-	-		NC -	-	-	
AB Da 3/37 281209	TN0003400371	ABDA9		32 -	-	-	-		NC -	-	-	
AB Da 1/10 110613	TN0003400454	AB13		32 -	-	-	-		NC	1	1	9
AB DA1/24 01082016	TN0003400512	AB16		32 -	-	-	-		NC	9	42	143
AB DA1/25 300617	TN0003400579	AB17		32 -	-	-	-		NC	4	12	125
AB DA 1/7 12102023	TNMY01P21QP7	AB23		32 -	-	-	-		NC	9	14	266
AB DA 2/13 281024	TN66JFM5A518	AB24		32 -	-	-	-		NC	126	506	4,165
ATB												
ATBDA1/7 09/11/05	TN0003600434	ATBDA		32 -	-	-	-		NC -	-	-	
ATB Da 1/10 151208	TN0003600517	ATB08		32 -	-	-	-		NC -	-	-	
ATB Da 1/16 161210	TN0003600616	ATB10		32 -	-	-	-		NC	5	41	9
ATTIJARI BANK												
TJARI - (Da)	TN0001600162	TJADA		32 -	-	-	-		NC	2	15	89
TJARI - Da39	TN0001600261	TJA39		32 -	-	-	-		NC -	-	-	
TJARIDA1/40 250518	TN0001600501	TJA18		32 -	-	-	-		NC	41	1,031	6,244
TJARIDA4/21 300425	TN823JXM7T75	TJA25		32	1	1	11	10.550		414	2,400	30,638
BT												
BQ DE TSIE - Da	TN0002200103	BTDA		32 -	-	-	-		NC	1	8	38
Bt Da 3/10 170599	TN0002200210	BT149		32 -	-	-	-		NC	3	9	127
BTDA1/7(3/12/01)	TN0002200251	BT154		32 -	-	-	-		NC	3	11	67
BT Da 1/2 23052006	TN0002200319	BTDA6		32 -	-	-	-		NC -	-	-	

BT Da 1/2 10/06/09	TN0002200327	BTDA9	32	-	-	-	-	NC	3	11	45
BT Da 1/3 280613	TN0002200335	BT13	32	-	-	-	-	NC	11	64	55
BT DA 1/5 03062016	TN0002200343	BT16	32	-	-	-	-	NC	9	15	32
BT DA 1/4 04052018	TN0002200350	BT18	32	-	2	2	3	1.710	15	26	58
BT DA 1/5 10052022	TNYHLWKDE9D7	BT22	32	-	3	3	4	1.200	45	89	112
BIAT											
BIAT Da32 4/60	TN0001800465	BIA32	32	-	-	-	-	NC	-	-	-
BIAT Da36 1/24	TN0001800507	BIA36	32	-	-	-	-	NC	3	7	6
BIAT DA1/20 290620	TN0001800622	BIA20	32	-	-	-	-	NC	39	197	1,453
BIAT DA1/7 291124	TNK63RI7BF70	BIA24	32	-	7	13	249	19.190	312	763	14,441
BNA											
BNA Da 1/10 040509	TN0003100633	BNA09	32	-	-	-	-	NC	5	8	14
BNA DA 1/10 200618	TN0003100740	BNA18	32	-	-	-	-	NC	25	78	109
BNA DA 1/55 150419	TN0003100815	BNA19	32	-	-	-	-	NC	33	627	99
BH BANK											
BQ HABITAT (Da)	TN0001900612	BHDA	32	-	-	-	-	NC	-	-	-
BH Da 1/20 150999	TN0001900679	BH12	32	-	-	-	-	NC	-	-	-
BH Da1/25 14022000	TN0001900711	BH14	32	-	-	-	-	NC	-	-	-
BHDA 1/15 28052007	TN0001900778	BHDA7	32	-	-	-	-	NC	1	2	3
BH DA 1/3 270715	TN0001900901	BH15	32	-	-	-	-	NC	5	8	38
BH DA 1/5 171117	TN0001900992	BH17	32	-	-	-	-	NC	6	11	23
UBCI											
UBCI Da 1/6 010900	TN0002400570	UBC00	32	-	-	-	-	NC	1	1	15
UBCI Da 3/7 010704	TN0002400646	UBC04	32	-	-	-	-	NC	-	-	-
UBCI Da 1/2 150710	TN0002400653	UBC10	32	-	-	-	-	NC	2	2	45
UBCI Da8/33 141013	TN0002400695	UBC13	32	-	-	-	-	NC	27	256	2,228
WIFAK INTERNATIONAL BANK											
WIFAK DA1/2 121015	TN0007200132	WIF15	32	-	-	-	-	NC	3	3	6
Construction & Materials											
MPBS											
MPBS DA1/10 070717	TN0007620032	MPB17	32	-	-	-	-	NC	1	2	2
MPBS DA1/20 050718	TN0007620040	MPB18	32	-	-	-	-	NC	3	35	15
MPBS DA1/10 100719	TN0007620057	MPB19	32	-	-	-	-	NC	4	11	9
MPBS DA1/17 100820	TN0007620065	MPB20	32	-	-	-	-	NC	16	44	18
CARTHAGE CEMENT											
CC Da 1/52 201210	TN0007400039	CC10	32	-	-	-	-	NC	5	31	-
ESSOUKNA											
SOKNA Da1/5 020712	TN0007210032	SOK12	32	-	-	-	-	NC	-	-	-
SOKNA Da2/5 010714	TN0007210040	SOK14	32	-	-	-	-	NC	4	9	13
SIMPAR											
SIMPAR Da 1/5	TN0004000089	SIM01	32	-	-	-	-	NC	-	-	-
SIMPA Da1/6 010708	TN0004000105	SIM08	32	-	-	-	-	NC	1	4	38
SIMPA Da1/7 010710	TN0004000121	SIM10	32	-	-	-	-	NC	-	-	-
SIMPA Da1/8 020712	TN0004000147	SIM12	32	-	-	-	-	NC	1	1	5
SIMPA DA2/9 010714	TN0004000154	SIM14	32	-	-	-	-	NC	2	8	64
SITS											
SITSDa1/9 28/03/07	TN0007180037	SITDA	32	-	-	-	-	NC	1	14	5
SOMOCER											
SOMOC Da 1/7 0803	TN0006780027	SOMC3	32	-	-	-	-	NC	-	-	-
SOMOC Da 1/10 0708	TN0006780043	SOMC8	32	-	-	-	-	NC	-	-	-
SOMOC Da 1/20 2007	TN0006780050	SOMC9	32	-	-	-	-	NC	-	-	-
SOMC Da1/10 261211	TN0006780068	SOM11	32	-	-	-	-	NC	-	-	-
SOMC Da1/45 211212	TN0006780076	SOM12	32	-	-	-	-	NC	5	65	1
SOMC Da2/35 231213	TN0006780084	SOM13	32	-	-	-	-	NC	8	62	1
SOMC DA3/37 250814	TN0006780092	SOM14	32	-	-	-	-	NC	11	74	1
SOM DA 1/23 201015	TN0006780100	SOM15	32	-	-	-	-	NC	3	14	-
Industrial Goods & Services											
ONE TECH HOLDING											
OTH DA1/2 181121	TN7F9QE5NT90	OTH21	32	-	-	-	-	NC	9	31	132
SIAME											
SIAME Da5/11	TN0006590020	SIADA	32	-	-	-	-	NC	1	3	6
SIAME Da1/8	TN0006590087	SIAM1	32	-	-	-	-	NC	3	7	4
SIAM Da1/25 280704	TN0006590103	SIAD4	32	-	-	-	-	NC	3	7	1
SIAME Da1/10	TN0006590061	SIAM4	32	-	-	-	-	NC	3	5	2
SIAM DA1/10 160721	TN0006590111	SIAD1	32	-	-	-	-	NC	6	18	6
SOTUVER											
SOTUVER Da 1/24	TN0006560023	STVDA	32	-	-	-	-	NC	-	-	-
STV Da 1/25 010700	TN0006560049	STV00	32	-	-	-	-	NC	-	-	-
SOTUVER Da 3/34	TN0006560064	STV01	32	-	-	-	-	NC	-	-	-
STV02 3/10 010102	TN0006560098	STV02	32	-	-	-	-	NC	-	-	-
STV Da10/31 160712	TN0006560148	STV12	32	-	-	-	-	NC	3	19	190
SOTUV Da1/7 180713	TN0006560155	STV13	32	-	-	-	-	NC	8	18	58
SOTUV DA3/41 10714	TN0006560189	STV14	32	-	-	-	-	NC	8	40	69
STV DA 3/40 200715	TN0006560197	STV15	32	-	4	31	70	2.270	13	93	178
STV DA2/23 4122017	TN0006560221	STV17	32	-	-	-	-	NC	11	44	70
SOTUV DA7/32 91020	TN0006560247	STV20	32	-	4	25	110	4.380	79	660	1,933
STV DA2/11 280722	TNXI9LTW0FO7	STV22	32	-	4	12	41	3.410	165	1,032	2,635
Chemicals											
AIR LIQUIDE TUNISIE											

AIR LIQ Da1/4 0999	TN0002300366	ALQDA	32	-	-	-	NC	1	1	220	
AIR LIQ Da1/6 0601	TN0002300374	ALQ01	32	-	-	-	NC	-	-		
ALQ Da1/6 (160902)	TN0002300390	ALQ02	32	-	-	-	NC	4	5	425	
AIR LIQ Da1/8 0903	TN0002300408	ALQ03	32	-	-	-	NC	4	8	480	
ALQ Da1/10 7/09/04	TN0002300416	ALQ04	32	-	-	-	NC	6	12	455	
ALQDa1/12 06/09/05	TN0002300424	ALQ05	32	-	-	-	NC	2	3	129	
ALQ Da1/12 070906	TN0002300432	ALQ06	32	-	-	-	NC	3	5	173	
ALQ Da 1/12 0907	TN0002300440	ALQ07	32	-	-	-	NC	5	7	234	
AL Da 1/11 030908	TN0002300457	ALQ08	32	-	-	-	NC	5	8	225	
AL Da 1/12 030909	TN0002300465	ALQ09	32	-	-	-	NC	6	13	327	
ALQ Da 1/11 060910	TN0002300473	ALQ10	32	-	-	-	NC	3	8	209	
ALQ Da 1/11 050911	TN0002300481	ALQ11	32	-	-	-	NC	5	12	316	
ALQ Da 1/15 030912	TN0002300499	ALQ12	32	-	-	-	NC	2	7	133	
ALQ Da 1/11 020913	TN0002300507	ALQ13	32	-	-	-	NC	1	1	26	
ALQ DA 1/12 150914	TN0002300515	ALQ14	32	-	-	-	NC	4	14	256	
ALQ DA 1/25 070915	TN0002300523	ALQ15	32	-	-	-	NC	5	20	178	
ALQ DA 1/28 050916	TN0002300531	ALQ16	32	-	-	-	NC	9	37	256	
ALQ DA 1/31 250917	TN0002300549	ALQ17	32	-	-	-	NC	5	16	96	
ALQ DA 1/30 161018	TN0002300556	ALQ18	32	-	-	-	NC	5	25	150	
ALQ DA 1/16 160919	TN0002300564	ALQ19	32	-	-	-	NC	-	-		
ALQ DA 1/45 201120	TN0002300572	ALQ20	32	-	-	-	NC	3	17	58	
ALKIMIA											
ALKIM Da	TN0003800711	ALKDA	32	-	-	-	NC	-	-		
ALKIM Da 04	TN0003800729	ALK04	32	-	-	-	NC	3	4	6	
ALK Da 1/10 240603	TN0003800737	ALK03	32	-	-	-	NC	3	8	10	
ALKNSLIB1/4j010123	TNPIK1R13738	ALK24	32	-	-	-	NC	-	-		
Retail											
ARTES											
ARTES Da1/4 230712	TN0007300023	ART12	32	-	-	-	NC	-	-		
ARTES Da1/5 040313	TN0007300031	ART13	32	-	-	-	NC	-	-		
CITY CARS											
CITY DA1/3 230919	TN0007550023	CTY19	32	-	-	-	NC	9	12	91	
SMART TUNISIE											
SMART DA1/5 070623	TN7IDY8X60S8	SMT23	32	-	-	-	NC	31	65	247	
SMART DA1/6 111124	TN7PHUMS9GW2	SMT24	32	-	-	-	NC	49	141	422	
MAGASIN GENERAL											
MAG GEN Da 1/2	TN0006440028	MGDA4	32	-	-	-	NC	-	-		
MONOPRIX											
MONOPRIX Da	TN0001000116	MNPDA	32	-	-	-	NC	2	5	12	
MNP Da 1/2 100611	TN0001000124	MNP11	32	-	-	-	NC	2	2	10	
MNP Da 1/5 040612	TN0001000132	MNP12	32	-	-	-	NC	-	-		
MNP Da 1/5 160615	TN0001000140	MNP15	32	-	-	-	NC	15	20	21	
SOTUMAG											
MGR Da1/3 050710	TN0006580021	MGR10	32	-	-	-	NC	-	-		
MGR DA 1/10 201217	TN0006580039	MGR17	32	-	-	-	NC	-	-		
Basic materials											
TPR											
Da TPR 11/149 2006	TN0007270036	TPR08	32	-	-	-	NC	-	-		
TPR Da 1/8 200509	TN0007270044	TPR09	32	-	-	-	NC	-	-		
TPR Da 1/36 250510	TN0007270051	TPR10	32	-	-	-	NC	1	3	2	
TPR Da 5/37 150611	TN0007270069	TPR11	32	-	-	-	NC	2	12	27	
TPR Da 1/21 250612	TN0007270077	TPR12	32	-	-	-	NC	6	46	14	
TPR Da 1/44 250613	TN0007270085	TPR13	32	-	-	-	NC	12	124	29	
TPR DA 1/9 260716	TN0007270093	TPR16	32	-	-	-	NC	6	14	12	
Oil & Gas											
SOTRAPIL											
STPIL Da1/10 0703	TN0006660021	SPL3	32	-	-	-	NC	5	13	44	
STPILDA0807 1/10	TN0006660039	SPL7	32	-	-	-	NC	-	-		
STPIL Da1/25301208	TN0006660047	SPL8	32	-	-	-	NC	14	115	132	
STPIL Da1/20 02712	TN0006660054	SPL12	32	-	-	-	NC	9	41	58	
STPIL Da1/33 01713	TN0006660062	SPL13	32	-	-	-	NC	18	156	140	
STPIL DA1/17 20614	TN0006660070	SPL14	32	-	-	-	NC	20	80	133	
STPL DA1/32 180615	TN0006660088	SPL15	32	-	-	-	NC	23	242	200	
STPIL DA1/39 01716	TN0006660096	SPL16	32	-	-	-	NC	15	156	114	
STPILDA1/56 300617	TN0006660104	SPL17	32	-	-	-	NC	23	337	145	
STPILDA1/39 290618	TN0006660112	SPL18	32	-	-	-	NC	34	414	254	
Personal & Household Goods											
EURO-CYCLES											
ECYCL DA1/2 010616	TN0007570021	ECY16	32	-	-	-	NC	2	2	18	
ECYC DA1/10 010719	TN0007570039	ECY19	32	-	-	-	NC	8	12	14	
ECYC DA1/10 040822	TNUTSNMT2ET9	ECY22	32	-	1	1	1	0.500	33	78	90
ATELIER MEUBLE INTERIEURS											
SAM DA 1/10 280717	TN0007740020	SAM17	32	-	-	-	NC	3	5	4	
SAM DA 1/5 300920	TN0007740038	SAM20	32	-	-	-	NC	1	1	1	
SAM DA 8/85 241125	TNLPW5AW8TJ4	SAM25	32	-	5	85	38	0.450	164	4,392	1,753
Société d'Articles Hygiéniques											
SAH DA 1/7 050814	TN0007610025	SAH14	32	-	-	-	NC	10	17	58	
SAH DA 1/20 050914	TN0007610033	SAH42	32	-	-	-	NC	9	32	36	
SAH Da 1/5 230615	TN0007610041	SAH15	32	-	-	-	NC	1	1	5	

SAH DA 1/14 250117	TN0007610058	SAH17	32	-	-	-	-	NC	5	12	16
SAH DA 1/17 070717	TN0007610066	SAH72	32	-	-	-	-	NC	8	29	29
SAH DA 1/14 131217	TN0007610074	SAH73	32	-	-	-	-	NC	1	1	2
SAH DA 1/14 010818	TN0007610082	SAH18	32	-	-	-	-	NC	14	78	101
SAH DA 1/18 031218	TN0007610090	SAH82	32	-	-	-	-	NC	21	149	154
SAH DA1/4 22082022	TNZTIVM7NY78	SAH22	32	-	3	4	13		119	573	1,708
SAH DA 1/35 010823	TNG73XSR2TO7	SAH23	32	-	2	6	2	0.400	314	3,716	1,359
NEW BODY LINE											
NBL Da1/45 161213	TN0007540032	NBL13	32	-	-	-	-	NC	13	166	18
NBL DA 1/10 280717	TN0007540040	NBL17	32	-	-	-	-	NC	7	13	6
OFFICE PLAST											
PLAST DA1/4 161216	TN0007700032	PLS16	32	-	-	-	-	NC	6	10	3
PLA DA3/100 231020	TN0007700065	PLA20	32	-	-	-	-	NC	12	428	7
PLA DA7/103 190721	TN0007700081	PLA21	32	-	-	-	-	NC	18	1,283	69
PLAST DA1/5 190722	TN2H8I4G16F8	PLA22	32	-	-	-	-	NC	14	341	27
Health Care											
UNIMED											
UMED D76/509 26716	TN0007720022	UMD16	32	-	1	15	23	1.500	7	115	186
UMD DA11/117 40817	TN0007720030	UMD17	32	-	-	-	-	NC	22	6,770	3,566
Financial Services											
ATL											
ATL Da 1/5 290808	TN0004700266	ATL08	32	-	-	-	-	NC	2	4	8
ATL Da 2/17 261112	TN0004700472	ATL12	32	-	-	-	-	NC	7	28	26
ATTIJARI LEASING											
ATTIJARI LS ROMPU	TN0006610141	TJLR	32	-	-	-	-	NC	-	-	-
TJL DA 3/17 210717	TN0006610448	TJL17	32	-	-	-	-	NC	17	428	2,410
BH LEASING											
ML DA 1/4 250515	TN0006720072	ML15	32	-	-	-	-	NC	8	8	5
CIL											
CIL DA 2007 1/4	TN0004201042	CIL07	32	-	-	-	-	NC	-	-	-
CIL Da 1/5 301208	TN0004201117	CIL08	32	-	-	-	-	NC	-	-	-
CIL Da 1/3 110610	TN0004201216	CIL10	32	-	-	-	-	NC	2	3	50
CIL Da 1/4 030611	TN0004201281	CIL11	32	-	-	-	-	NC	1	1	6
CIL DA2/5 15052023	TNEOEJK4P2R7	CIL23	32	-	-	-	-	NC	1	1	5
HANNIBAL LEASE											
HL DA 1/10 180817	TN0007310378	HL17	32	-	-	-	-	NC	-	-	-
HL DA37/100 090720	TN0007310519	HL20	32	-	-	-	-	NC	13	267	619
SPDIT - SICAF											
SPDIT Da 1/24 3512	TN0001400720	SPD12	32	-	-	-	-	NC	3	16	9
TUNISIE LEASING ET FACTORING											
TUN. LEAS. (Da 10)	TN0002100915	TLSDA	32	-	-	-	-	NC	-	-	-
TLS Da 1/4	TN0002100956	TLD01	32	-	-	-	-	NC	-	-	-
TLS Da 1/5(021202)	TN0002100980	TLS02	32	-	-	-	-	NC	-	-	-
TLS Da 1/6(181203)	TN0002101012	TLS03	32	-	-	-	-	NC	-	-	-
TLS Da 1/7(061204)	TN0002101061	TLS04	32	-	-	-	-	NC	-	-	-
TLS Da1/55(010307)	TN0002101152	TLS07	32	-	-	-	-	NC	-	-	-
TLS Da 1/56 030308	TN0002101210	TLS08	32	-	-	-	-	NC	3	81	77
TLS Da 1/57 020309	TN0002101319	TLS09	32	-	-	-	-	NC	3	22	14
TLS Da 1/68 301209	TN0002101392	TLS92	32	-	-	-	-	NC	8	64	34
TLS Da 1/69 010210	TN0002101400	TLS10	32	-	-	-	-	NC	11	91	45
TLS Da 3/80 010213	TN0002101590	TLS13	32	-	-	-	-	NC	18	217	306
TL DA3/83 10022014	TN0002101749	TLS14	32	-	-	-	-	NC	31	466	637
TL DA2/43 02022015	TN0002101814	TLS15	32	-	-	-	-	NC	18	152	262
TLS DA1/23 010719	TN0002102044	TLS19	32	-	2	9	15	1.670	31	190	306
Technology											
TELNET HOLDING											
TLN DA 1/10 010719	TN0007440035	TLN19	32	-	-	-	-	NC	8	28	23
Telecommunications											
SOTETEL											
SOTETEL Da1/6	TN0006530059	SOT01	32	-	-	-	-	NC	1	2	4
SOT Da 1/5 010102	TN0006530067	SOT02	32	-	-	-	-	NC	-	-	-
SOT Da 1/5 010703	TN0006530075	SOT03	32	-	-	-	-	NC	-	-	-
SOT Da 1/10 150704	TN0006530083	SOT04	32	-	-	-	-	NC	-	-	-
SOT Da1/22 010906	TN0006530091	SOT06	32	-	-	-	-	NC	1	7	2
Travel & Leisure											
TUNISAIR											
TUNISAIR - Da 01	TN0001200419	TAIDA	32	-	-	-	-	NC	-	-	-
TUNISAIR - Da 04	TN0001200468	TAI04	32	-	-	-	-	NC	1	6	-
TAIR Da1/10 010799	TN0001200476	TAI99	32	-	-	-	-	NC	-	-	-
TAIR Da1/10 030700	TN0001200492	TAI00	32	-	-	-	-	NC	1	3	-
TUNISAIR Da 1/10	TN0001200518	TAI01	32	-	-	-	-	NC	2	32	1
TAIR Da1/22 310806	TN0001200534	TAI06	32	-	-	-	-	NC	4	46	1
TAIR Da 1/5 010908	TN0001200542	TAI08	32	-	-	-	-	NC	7	31	1
TAIR Da1/11 170709	TN0001200567	TAI09	32	-	-	-	-	NC	6	16	-
Total					57	253	927		3,751	35,641	215,755

Instruments – Obligations

Government-issued security

Trading session of 04/23/2026												Year 2026			
Company	ISIN code	Mnemonic	Group	Unit	Trades	Volume	Value (TND)	Closing Price	Daily change	Indicator	Open	Trades	Volume	Value (TND)	
BTA 6.3% Oct 2026	TN0008000580	B1026		21 %	-	-	-	98.000	0.00%		NC	98.000	-	-	
BTA6.7% Avril 2028	TN0008000606	B0428		21 %	-	-	-	93.100	0.00%		NC	93.100	-	-	
BTA 7,5% Juil 2032	TN0008000663	B0732		21 %	-	-	-	97.000	0.00%		NC	97.000	-	-	
BTA 7% Juil 2028	TN0008000697	B0728		21 %	-	-	-	90.500	0.00%		NC	90.500	-	-	
BTA 7,2% Fev 2027	TN0008000721	B0227		21 %	-	-	-	99.250	0.00%		NC	97.590	12	9,200	9,660,687
BTA 7,4% Fev 2030	TN0008000739	B0230		21 %	-	-	-	95.560	0.00%		NC	93.450	8	544	525,748
BTA 7,2% Mai 2027	TN0008000747	B0527		21 %	-	-	-	99.030	0.00%		NC	96.510	7	409	429,343
BTA 8% Nov 2030	TN0008000762	B1130		21 %	-	-	-	97.000	0.00%		NC	97.000	-	-	-
BTA 7,3% Dec 2027	TN0008000770	B1227		21 %	-	-	-	91.050	0.00%		NC	91.050	-	-	-
BTA 7,5% Janv 2028	TN0008000796	B0128		21 %	-	-	-	100.000	0.00%		NC	100.000	-	-	-
BTA 8% Mars 2033	TN0008000804	B0333		21 %	-	-	-	100.000	0.00%		NC	100.000	-	-	-
BTA 6,6% Mars 2027	TN0008000655	B0327		21 %	-	-	-	98.000	0.00%		NC	97.100	1	158	163,697
BTA 7,5% Dec 2028	TN0008000812	B1228		21 %	-	-	-	94.720	0.00%		NC	94.720	-	-	-
E NAT 2021 8,80% B	TN0008000838	NB26		21 %	-	-	-	100.310	0.00%		NC	100.000	2	65,000	6,938,348
E NAT 2021 8,90% C	TN0008000846	NC28		21 %	-	-	-	93.000	0.00%		NC	93.000	-	-	-
ENAT2021 8,70%A PP	TN0008000820	NA26		21 %	-	-	-	100.310	0.00%		NC	97.500	3	157,435	840,802
ENAT2 2021 8,80% B	TN0008000895	NB226		21 %	-	-	-	100.000	0.00%		NC	100.000	-	-	-
ENAT2 2021 8,90% C	TN0008000903	NC228		21 %	-	-	-	95.000	0.00%		NC	95.000	1	6	5,957
ENAT2 HASSAN21 APP	TN0008000853	NH226		21 %	-	-	-	100.000	0.00%		NC	100.000	-	-	-
ENAT22021 8,70%APP	TN0008000887	NA226		21 %	-	-	-	100.410	0.00%		NC	97.000	2	2,200	11,614
ENAT3 2021 8,80% B	TNYZ06UGUZ33	NB3F6		21 %	-	-	-	100.000	0.00%		NC	94.500	2	4,050	417,386
ENAT3 2021 8,90% C	TN3QL5M1QLW6	NC3F8		21 %	-	-	-	100.000	0.00%		NC	100.000	-	-	-
ENAT3 HASSAN2021 B	TNVSDML2VYJ5	NHB36		21 %	-	-	-	100.000	0.00%		NC	100.000	-	-	-
ENAT3 HASSAN2021 C	TNJQ3VIAM1R9	NHC38		21 %	-	-	-	100.000	0.00%		NC	100.000	-	-	-
ENAT32021 8,70%APP	TNZBXQU5RZ91	NA3F6		21 %	-	-	-	95.000	0.00%		NC	97.000	6	2,208	11,147
ENT32021T+2,45%APP	TNSUXW7EBUQ0	NA3V6		21 %	-	-	-	95.000	0.00%		NC	95.000	-	-	-
ENAT3 HASSAN21 APP	TNE5I87AYZT5	NHA36		21 %	-	-	-	100.000	0.00%		NC	100.000	-	-	-
ENAT32021 T+2,55%B	TN5QHXZ8T348	NB3V6		21 %	-	-	-	100.000	0.00%		NC	100.000	-	-	-
ENAT32021 T+2,65%C	TNJP2LP1CVE1	NC3V8		21 %	-	-	-	100.000	0.00%		NC	100.000	-	-	-
ENAT1 2022 A 8,80%	TNPSL0PEJVO7	NAF27		21 %	-	-	-	100.000	0.00%		NC	95.000	23	13,918	145,610
ENAT1 2022 B 8,90%	TNHG2VXQ3BG0	NBF29		21 %	-	-	-	98.000	0.00%		NC	100.000	3	52	4,000
ENAT1 2022 C 9,10%	TN5XXZ454U2	NCF32		21 %	-	-	-	100.000	0.00%		NC	100.000	-	-	-
ENAT1 2022A T+2,4%	TNLEGO8CKWX3	NAV27		21 %	-	-	-	100.000	0.00%		NC	92.500	1	1,170	12,714
ENAT1 2022B T+2,5%	TN00U20VQYS5	NBV29		21 %	-	-	-	100.000	0.00%		NC	100.000	-	-	-
ENAT1 2022CT+2,65%	TNQHM17RIBR5	NCV32		21 %	-	-	-	100.000	0.00%		NC	100.000	-	-	-
ENAT1 HASSAN2022 A	TNCDR74CL701	NHA27		21 %	-	-	-	100.000	0.00%		NC	100.000	-	-	-
ENAT1 HASSAN2022 B	TNBHB9XIP394	NHB29		21 %	-	-	-	100.000	0.00%		NC	100.000	-	-	-
ENAT1 HASSAN2022 C	TNW1CN5IM5T4	NHC32		21 %	-	-	-	100.000	0.00%		NC	100.000	-	-	-
ENAT2 2022 9,35% B	TNQVHB5WZ2K2	NB2F9		21 %	-	-	-	97.100	0.00%		NC	101.750	1	100	8,250
ENAT2 2022 9,60% C	TN19EO2MTU05	NC2F2		21 %	-	-	-	100.700	0.00%		NC	100.700	-	-	-
ENAT2 2022T+2,40%C	TN11TIB0EPV4	NC2V2		21 %	-	-	-	100.000	0.00%		NC	100.000	-	-	-
ENAT2 HASSAN2022 B	TNU9AUB15T16	NH2B9		21 %	-	-	-	100.000	0.00%		NC	100.000	-	-	-
ENAT2 HASSAN2022 C	TN714WHHNNWN4	NH2C2		21 %	-	-	-	100.000	0.00%		NC	100.000	-	-	-
ENAT2 HASSAN22 APP	TNM46OWVRPO6	NH2A7		21 %	-	-	-	65.000	0.00%		NC	65.000	-	-	-
ENAT22022 9,25%APP	TNJ1M1ZAWYG5	NA2F7		21 %	-	-	-	97.000	0.00%		NC	99.000	4	23,155	246,822
ENAT22022 T+2,2% B	TNFOOWIRG8H7	NB2V9		21 %	-	-	-	100.000	0.00%		NC	100.000	-	-	-
ENT2 22 T+2,15%APP	TNQCK0BPZ5A4	NA2V7		21 %	-	-	-	100.000	0.00%		NC	100.000	1	1,500	15,830
ENAT3 2022 9,35% B	TNRGVS8DE36	NB3F9		21 %	-	-	-	100.170	0.00%		NC	100.170	-	-	-
ENAT3 2022 9,60% C	TN444WPDZOC1	NC3F2		21 %	-	-	-	100.000	0.00%		NC	100.000	-	-	-
ENAT3 2022T+2,40%C	TNIZ090I5G66	NC3V2		21 %	-	-	-	100.000	0.00%		NC	100.000	-	-	-
ENAT32022 9,25%APP	TNXNSU5LBI2	NA3F7		21 %	-	-	-	98.000	0.00%		NC	93.000	3	2,965	29,817
ENAT32022 T+2,2% B	TN0JN6PVVH38	NB3V9		21 %	-	-	-	100.000	0.00%		NC	100.000	-	-	-
ENT3 22 T+2,15%APP	TNWL1ODSWXK1	NA3V7		21 %	-	-	-	99.000	0.00%		NC	99.000	-	-	-
BTA 8,8% Sept 2032	TNJL4N1SD7B2	B0932		21 %	-	-	-	100.000	0.00%		NC	100.000	-	-	-
ENAT4 2022 9,4% B	TNWRCVSYL730	NB4F9		21 %	-	-	-	100.000	0.00%		NC	96.000	1	99	8,179
ENAT4 2022 9,60% C	TNEFCT8MXYZ3	NC4F2		21 %	-	-	-	100.000	0.00%		NC	100.000	-	-	-
ENAT4 2022T+2,25%C	TNVFSFLG1FH4	NC4V2		21 %	-	-	-	100.000	0.00%		NC	100.000	-	-	-
ENAT4 HASSAN2022 C	TNQR5G236GA1	NH4C2		21 %	-	-	-	100.000	0.00%		NC	100.000	-	-	-
ENAT42022 9,35%APP	TNOAYHSVTHY1	NA4F7		21 %	-	-	-	99.000	0.00%		NC	99.000	3	6,201	63,723
ENAT42022T+2,05% B	TN7PM93UZP50	NB4V9		21 %	-	-	-	100.000	0.00%		NC	100.000	-	-	-
ENAT4HASSAN2022APP	TNA3G5IE2961	NH4A7		21 %	-	-	-	100.000	0.00%		NC	100.000	-	-	-
ENT4 2022 T+2% APP	TN2MVOGUKOA5	NA4V7		21 %	-	-	-	100.750	0.00%		NC	100.750	-	-	-
BTA 8% Janv 2029	TNHUVZNLATV4	B0129		21 %	-	-	-	100.000	0.00%		NC	100.000	-	-	-
ENAT1 2023 9,95% C	TNTKTE05CIW5	NCF33		21 %	-	-	-	99.000	0.00%		NC	99.000	-	-	-
ENAT1 2023 9,8% B	TNCGJF5TW027	NBF30		21 %	-	-	-	93.500	0.00%		NC	93.500	-	-	-
ENAT1 2023T+1,95%C	TNHZAONAPWF9	NCV33		21 %	-	-	-	100.620	0.00%		NC	100.620	-	-	-
ENAT1 HASSAN2023 B	TN36Q8OXFK87	NHB30		21 %	-	-	-	100.000	0.00%		NC	100.000	-	-	-
ENAT12023 9,75%APP	TN6DQ00JBLT7	NAF28		21 %	-	2	390	3,855	97.010	0.01%		97.000	10	51,877	567,121

ENAT12023T+1,75% B	TN3C6DVEWM76	NBV30	21 %	-	-	-	100.000	0.00%	NC	100.000	-	-	-
ENAT1HASSAN2023APP	TNJT7SUL9423	NHA28	21 %	-	-	-	100.000	0.00%	NC	100.000	-	-	-
ENT12023T+1,7% APP	TNBYTZTD1920	NAV28	21 %	-	-	-	100.000	0.00%	NC	91.000	1	3,926	39,614
ENAT2 2023 9,8% B	TNCR2TMAK1K8	NB2F0	21 %	-	-	-	99.000	0.00%	NC	99.000	-	-	-
ENAT2 2023 9,95% C	TNNZ2M9ZHIT3	NC2F3	21 %	-	-	-	97.000	0.00%	NC	97.000	-	-	-
ENAT2 2023T+1,95% C	TNDRFUSQRGB4	NC2V3	21 %	-	-	-	100.000	0.00%	NC	100.000	-	-	-
ENAT2 HASSAN23 APP	TNS70RLC1A97	NH2A8	21 %	-	-	-	63.000	0.00%	NC	70.000	2	449	2,829
ENAT22023 9,75% APP	TNNI3UPDYO12	NA2F8	21 %	2	790	8,467	98.010	0.00%	NC	99.010	44	23,946	257,227
ENAT22023T+1,75% B	TNN50G7PX8W5	NB2V0	21 %	-	-	-	100.000	0.00%	NC	100.000	-	-	-
ENT22023T+1,7% APP	TNHOFRXHSG72	NA2V8	21 %	-	-	-	97.000	0.00%	NC	97.000	4	14,657	157,384
BTA 8,25% Juin2031	TNNO50ORH1F1	B0631	21 %	-	-	-	95.300	0.00%	NC	95.300	-	-	-
BTA 9,4% aout 2033	TNNUS2JABSF6	B0833	21 %	-	-	-	99.950	0.00%	NC	100.010	1	800	831,328
BTA 9,5% aout 2035	TN19GXXADLD0	B0835	21 %	-	-	-	100.000	0.00%	NC	100.000	-	-	-
BTA 9% sept 2029	TNLRQIP00JY4	B0929	21 %	-	-	-	99.100	0.00%	NC	98.700	2	430	438,126
ENAT3 2023 9,8% B	TNVE955M6R90	NB3F0	21 %	-	-	-	100.000	0.00%	NC	100.000	-	-	-
ENAT3 2023 9,95% C	TNDSN3G1YQE9	NC3F3	21 %	-	-	-	100.000	0.00%	NC	100.000	-	-	-
ENAT3 2023T+1,95% C	TN0LAJZU8LX6	NC3V3	21 %	-	-	-	100.000	0.00%	NC	100.000	-	-	-
ENAT32023 9,75% APP	TNPECGNMPEV9	NA3F8	21 %	-	-	-	98.500	0.00%	NC	100.000	1	1,000	10,363
ENAT32023T+1,75% B	TNRS9CVT3SJ7	NB3V0	21 %	-	-	-	100.000	0.00%	NC	100.000	-	-	-
ENT32023T+1,7% APP	TNVI299YK4C1	NA3V8	21 %	-	-	-	97.500	0.00%	NC	97.500	-	-	-
ENAT4 2023 9,8% B	TNBII1MJCEF3	NB4F0	21 %	-	-	-	101.700	0.00%	NC	100.000	1	70,000	7,192,299
ENAT4 2023T+1,95% C	TN10K3C5R1G1	NC4V3	21 %	-	-	-	100.000	0.00%	NC	100.000	-	-	-
ENAT4 HASSAN2023 C	TNT8IJDMSJP7	NH4C3	21 %	-	-	-	100.000	0.00%	NC	100.000	-	-	-
ENAT4 HASSAN23 APP	TNNS9SUDVGS5	NH4A8	21 %	-	-	-	100.000	0.00%	NC	100.000	-	-	-
ENAT42023 9,75% APP	TNGVARQJO7Y7	NA4F8	21 %	-	-	-	97.000	0.00%	NC	96.000	2	1,046	10,475
ENAT42023 9,95% C	TNBSXXEKBFR8	NC4F3	21 %	-	-	-	100.000	0.00%	NC	100.000	-	-	-
ENAT42023T+1,75% B	TNMCPXLL1EE2	NB4V0	21 %	-	-	-	100.000	0.00%	NC	100.000	-	-	-
ENAT1 2024 9,8% B	TNUWXR58DVBH5	NBF31	21 %	-	-	-	101.300	0.00%	NC	101.300	-	-	-
ENAT1 2024 9,95% C	TNRLFZ5FIX29	NCF34	21 %	-	-	-	100.000	0.00%	NC	100.000	-	-	-
ENAT1 2024T+1,95% C	TN85T1T1Y25	NCV34	21 %	-	-	-	100.000	0.00%	NC	100.000	-	-	-
ENAT12024 9,75% APP	TNLI8MDN3K59	NAF29	21 %	-	-	-	99.000	0.00%	NC	100.000	12	11,840	118,353
ENAT12024T+1,75% B	TN2781ZB9E10	NBV31	21 %	-	-	-	100.000	0.00%	NC	100.000	-	-	-
ENAT1HASSAN2024 B	TNV0IKZMIV2	NHB31	21 %	-	-	-	100.000	0.00%	NC	100.000	-	-	-
ENAT1HASSAN2024APP	TNX8RLJOS6K2	NHA29	21 %	-	-	-	100.000	0.00%	NC	100.000	-	-	-
ENT12024T+1,7% APP	TNJ48E224391	NAV29	21 %	-	-	-	100.000	0.00%	NC	100.000	-	-	-
ENAT2 2024 9,8% B	TNX0K9990B08	NB2F1	21 %	-	-	-	101.300	0.00%	NC	101.300	-	-	-
ENAT2 2024 9,95% C	TN5WI26K4ER0	NC2F4	21 %	-	-	-	100.000	0.00%	NC	100.000	-	-	-
ENAT2 2024T+1,95% C	TN8KKPKVQU2	NC2V4	21 %	-	-	-	100.000	0.00%	NC	100.000	-	-	-
ENAT22024 9,75% APP	TNGB6J5LA0W7	NA2F9	21 %	-	-	-	96.300	0.00%	NC	96.000	12	13,310	139,068
ENAT22024T+1,75% B	TNC6WBFURIQ8	NB2V1	21 %	-	-	-	100.000	0.00%	NC	100.000	-	-	-
ENAT2HASSAN2024 B	TNSTVM3VL445	NH2B1	21 %	-	-	-	100.000	0.00%	NC	100.000	-	-	-
ENAT2HASSAN24APP	TNNC5BCJLRM3	NH2A9	21 %	-	-	-	100.000	0.00%	NC	100.000	-	-	-
ENT22024T+1,7% APP	TN2ZCQJFHW9	NA2V9	21 %	-	-	-	100.000	0.00%	NC	100.000	-	-	-
ENAT3 2024 9,8% B	TNFC8O7A98F4	NB3F1	21 %	-	-	-	101.540	0.00%	NC	101.540	-	-	-
ENAT3 2024 9,95% C	TNPDPODY2398	NC3F4	21 %	-	-	-	100.000	0.00%	NC	100.000	-	-	-
ENAT3 2024T+1,95% C	TNLBC9INKV10	NC3V4	21 %	-	-	-	100.000	0.00%	NC	100.000	-	-	-
ENAT3 HASSAN2024 B	TNINM1L131F4	NH3B1	21 %	-	-	-	100.000	0.00%	NC	100.000	-	-	-
ENAT32024 9,75% APP	TNBDWIX8EYF6	NA3F9	21 %	-	-	-	98.000	0.00%	NC	94.500	2	2,600	26,241
ENAT32024T+1,75% B	TNAO0T7V1X56	NB3V1	21 %	-	-	-	100.000	0.00%	NC	100.000	-	-	-
ENT32024T+1,7% APP	TNZ2FOAA15O9	NA3V9	21 %	-	-	-	100.000	0.00%	NC	100.000	-	-	-
BTA 9,70% Oct 2027	TN9EGI9CQ82	B1027	21 %	-	-	-	101.830	0.00%	NC	100.000	2	100	105,178
BTA 9,87% Oct 2031	TNOODT102PF5	B1031	21 %	-	-	-	100.000	0.00%	NC	100.000	-	-	-
BTA 9,80% Oct 2028	TN87SF5T9RO3	B1028	21 %	-	-	-	100.000	0.00%	NC	100.000	-	-	-
ENAT4 2024 9,8% B	TN9092FJVKK8	NB4F1	21 %	-	-	-	101.400	0.00%	NC	101.400	-	-	-
ENAT4 2024 9,95% C	TNGCLJS7FYQ7	NC4F4	21 %	-	-	-	102.400	0.00%	NC	102.400	-	-	-
ENAT4 2024T+1,95% C	TNTPNCECEBC3	NC4V4	21 %	-	-	-	100.000	0.00%	NC	100.000	-	-	-
ENAT4 HASSAN2024 B	TNZQNUDKX2Y3	NH4B1	21 %	-	-	-	100.000	0.00%	NC	100.000	-	-	-
ENAT42024 9,75% APP	TN9CYAY77XT1	NA4F9	21 %	-	-	-	102.700	0.00%	NC	95.000	6	64,400	676,561
ENAT42024T+1,75% B	TN45VKDAPM79	NB4V1	21 %	-	-	-	100.000	0.00%	NC	100.000	-	-	-
ENT42024T+1,7% APP	TNSAWK5L94U9	NA4V9	21 %	-	-	-	100.000	0.00%	NC	100.000	-	-	-
BTA 9,89% Juin2033	TNI5BPOGW9F1	B0633	21 %	-	-	-	100.000	0.00%	NC	100.000	-	-	-
BTA 9,90% Dec 2034	TNXJGTXAROH4	B1234	21 %	-	-	-	100.000	0.00%	NC	100.000	-	-	-
BTA 9,87% Janv2032	TNCYAUILJ413	B0132	21 %	-	-	-	104.490	0.00%	NC	101.310	2	600	615,756
BTA 9,83% mars2034	TNV7HGOLTYL8	B0334	21 %	-	-	-	100.000	0.00%	NC	100.000	-	-	-
BTA 9,28% juin2028	TNL8K8A9Q440	B0628	21 %	-	-	-	100.000	0.00%	NC	100.000	-	-	-
BTA 9,49% juin2034	TNBF55VWBO32	B0634	21 %	-	-	-	100.000	0.00%	NC	100.000	-	-	-
BTA 9,37% juin2029	TNNC6SZ1UFM6	B0629	21 %	-	-	-	100.270	0.00%	NC	100.000	1	100	105,687
BTA 9,45% juil2035	TNEHPA8HGPD7	B0735	21 %	-	-	-	100.000	0.00%	NC	100.000	-	-	-
BTA 9,31% juin2030	TNXS9NK4WGP1	B0630	21 %	-	-	-	101.760	0.00%	NC	100.730	5	700	748,327
BTA 9,28% mars2029	TN5NNTY0MW72	B0329	21 %	-	-	-	100.000	0.00%	NC	100.000	-	-	-
BTA 9,40% Dec 2035	TNQEVW1AZTU8	B1235	21 %	-	-	-	100.000	0.00%	NC	100.000	-	-	-
BTA 7,75% Mars2035	TNRZET64V1L9	B0335	21 %	-	-	-	100.000	0.00%	NC	100.000	-	-	-
BTA 7,75% Mars2036	TN673BVAIRO4	B0336	21 %	-	-	-	100.000	0.00%	NC	100.000	-	-	-
BTA 7,75% Mars2038	TNEF0249ZM68	B0338	21 %	-	-	-	100.000	0.00%	NC	100.000	-	-	-
BTA 7,50% Sept2034	TN7AELB464P3	B0934	21 %	-	-	-	100.000	0.00%	NC	100.000	-	-	-
BTA 8,45% Sept2030	TNGTIJFRR1B4	B0930	21 %	-	-	-	100.000	0.00%	NC	100.000	-	-	-
Total				4	1,180	12,322					194	552,151	31,581,610

Private bonds

Trading session of 04/23/2026

Year 2026

Sector / Issuer / Security	ISIN code	Mnemonic	Group	Unit	Trades	Volume	Value (TND)	Closing Price	Daily change	Indicator	Open	Trades	Volume	Value (TND)
BANQUES														
ABC TUNISIE														
ABCB0627 11.5%P7-2	TN0007780075	AC20B		21 %	-	-	-	100.000	0.00%		NC	100.000	-	-
AMEN BANK														
AB0528 7.0%AP20	TN0003400330	ABS8B		21 %	-	-	-	100.000	0.00%		NC	100.000	-	-
ABSC0228 9.4%AP7-2	TN0003400678	ABS3C		21 %	-	-	-	100.000	0.00%		NC	100.000	-	-
AB SA0428T+2.7P7-2	TN0003400686	ABS1A		21 %	-	-	-	100.000	0.00%		NC	100.000	-	-
AB SB0431T+2.8AP10	TN0003400694	ABS1B		21 %	-	-	-	100.000	0.00%		NC	100.000	-	-
ABSA1028 10.05%AP5	TNDE9EH7SA12	AB3AF		21 %	-	-	-	100.000	0.00%		NC	100.000	-	-
ABSA1028T+2.15%AP5	TNL8PGUB9C93	AB3AV		21 %	-	-	-	100.000	0.00%		NC	100.000	-	-
ABSC1030 10.2%P7-2	TN5PTKYMCD13	AB3CF		21 %	-	-	-	100.000	0.00%		NC	100.000	-	-
ABSC1030T+2.3%P7-2	TNTMJ1D34SH4	AB3CV		21 %	-	-	-	100.000	0.00%		NC	100.000	-	-
ABSD1030 10.3% IF7	TN0GGAF4RX47	AB3DF		21 %	-	-	-	100.000	0.00%		NC	100.000	-	-
ABSD1030 T+2.4%IF7	TNR3ZRJWC984	AB3DV		21 %	-	-	-	100.000	0.00%		NC	100.000	-	-
ABSA1130T+1.65%AP5	TNQK7QIECB53	ABS5A		21 %	-	-	-	100.000	0.00%		NC	100.000	2	35
ABSB1132T+1.75P7-2	TNA3Z7AYXX2	ABS5B		21 %	-	-	-	100.000	0.00%		NC	100.000	1	30,000
ARAB TUNISIAN BANK														
ATB0527T+1.75%AP20	TN0003600491	ATB7C		21 %	-	-	-	100.000	0.00%		NC	100.000	-	-
ATB0532T+2.0%AP25	TN0003600509	ATB7D		21 %	-	-	-	100.000	0.00%		NC	100.000	-	-
ATB0529 5.9%P20-5	TN0003600582	ATB82		21 %	-	-	-	100.000	0.00%		NC	100.000	-	-
ATBSB0328T+2.1AP10	TN0003600657	ATBSB		21 %	-	-	-	100.000	0.00%		NC	100.000	-	-
BANQUE DE TUNISIE ET DES EMIRATS														
BTE0930 5.85%AP20	TN0001300607	BE10B		21 %	-	-	-	100.000	0.00%		NC	100.000	-	-
BTE0232 6.25%P20	TN0001300623	BE11F		21 %	-	-	-	100.000	0.00%		NC	100.000	-	-
BTEB0127 11.5%P7-2	TN0001300680	BE98F		21 %	-	-	-	100.000	0.00%		NC	100.000	-	-
BTEB0127T+3.25P7-2	TN0001300698	BE98V		21 %	-	-	-	100.000	0.00%		NC	100.000	-	-
BANQUE INTERNATIONALE ARABE DE TUNISIE														
BSA0627 8.75% P5PP	TN0S9Z10G78	B22AF		21 %	-	-	-	100.000	0.00%		NC	100.000	-	-
BSA0627T+2.55%P5PP	TN2XZZTDCR70	B22AV		21 %	-	-	-	100.000	0.00%		NC	100.000	-	-
BSB0627 8.75% P5	TNBLRFH96SL4	B22BF		21 %	-	-	-	100.130	0.00%		NC	100.130	-	-
BSB0627T+2.55% P5	TNUALDKV3BS3	B22BV		21 %	-	-	-	100.000	0.00%		NC	100.000	-	-
BSC0627 9.15% IF5	TNODT4SXV9P9	B22CF		21 %	-	-	-	98.440	0.00%		NC	98.440	-	-
BSC0627T+2.95% IF5	TN9MG9S138K0	B22CV		21 %	-	-	-	102.020	0.00%		NC	91.720	2	3,280
BSD0629 9.20% P7-2	TN8J8QFA4123	B22DF		21 %	-	-	-	100.000	0.00%		NC	100.000	-	-
BSD0629 T+3% P7-2	TNG0JL1IIN67	B22DV		21 %	-	-	-	100.000	0.00%		NC	100.000	-	-
BSE0629 9.45% IF7	TNPZ2BZUFO23	B22EF		21 %	-	-	-	100.000	0.00%		NC	100.000	-	-
BSE0629T+3.25% IF7	TN4IAOG1Z7S3	B22EV		21 %	-	-	-	100.000	0.00%		NC	100.000	-	-
BSF0632 9.60%P10-5	TNGQ611JKPR4	B22FF		21 %	-	-	-	100.000	0.00%		NC	100.000	-	-
BSF0632T+3.35P10-5	TNDJUT047VF9	B22FV		21 %	-	-	-	100.180	0.00%		NC	100.180	-	-
BSG0632 9.70% IF10	TNFSFT39R800	B22GF		21 %	-	-	-	100.760	0.00%		NC	100.760	-	-
BSG0632T+3.45%IF10	TNHD4NKEWF69	B22GV		21 %	-	-	-	100.000	0.00%		NC	100.000	-	-
BANQUE TUNISO KOWEITTIENNE														
BTK0230 5.85%P20	TN0004620142	BTK9D		21 %	-	-	-	100.000	0.00%		NC	100.000	-	-
BTK0130 T+2.5% AP5	TN3Z8BRRN997	BTK24		21 %	-	-	-	100.000	0.00%		NC	100.000	-	-
BH BANK														
BH SC1028 9.1%P7-2	TN0PIDORGAE6	BS21C		21 %	-	-	-	99.970	0.00%		NC	99.970	-	-
BHSA1026T+2.55P5-1	TNSH8NXC1WC4	BS21A		21 %	-	-	-	101.170	0.00%		NC	100.860	2	2,877
BHSB1026T+2.7%INF5	TNIHWO49ARG5	BS21B		21 %	-	-	-	100.000	0.00%		NC	100.000	-	-
BHSD1028T+2.9%P7-2	TNA4HARL4UU5	BS21D		21 %	-	-	-	100.000	0.00%		NC	100.000	-	-
SOCIETE TUNISIENNE DE BANQUE														
STB0528T+1.75%AP20	TN0002601003	STB8C		21 %	-	-	-	100.000	0.00%		NC	100.000	-	-
STB0533 T+2.0%AP25	TN0002601011	STB8D		21 %	-	-	-	100.000	0.00%		NC	100.000	-	-
STB SC1126 11%P7-2	TN0002601169	S91CF		21 %	-	-	-	100.150	0.00%		NC	100.150	-	-
STBSC1126T+2.8P7-2	TN0002601177	S91CV		21 %	-	-	-	100.000	0.00%		NC	100.000	-	-
STBSD1126 11.5%IF7	TN0002601185	SB91D		21 %	-	-	-	100.000	0.00%		NC	100.000	-	-
STB SC0427 11%P7-2	TN0002601219	S20CF		21 %	-	-	-	100.150	0.00%		NC	100.150	-	-
STBSA0127 8.7% AP5	TNWQSOMZ65V8	S21AF		21 %	-	-	-	99.520	0.00%		NC	99.520	-	-
STBSA0127T+2.3%AP5	TN8X3GZLYOR8	S21AV		21 %	-	-	-	98.820	0.00%		NC	98.820	-	-
STBSB0127 8.95%IF5	TNTGLIP3KDL6	S21BF		21 %	-	-	-	100.000	0.00%		NC	100.000	-	-
STBSB0127T+2.55IF5	TN4UMPL967X2	S21BV		21 %	-	-	-	100.000	0.00%		NC	100.000	-	-
STBSC0127 9.1% AP5	TNXFR5BNBPM9	S21CF		21 %	-	-	-	100.000	0.00%		NC	100.000	-	-
STBSC0127T+2.7%AP5	TN2MYCP047G7	S21CV		21 %	-	-	-	100.000	0.00%		NC	100.000	-	-
STBSD0127 9.35%IF5	TNL6Z2LXMPE5	S21DF		21 %	-	-	-	100.000	0.00%		NC	100.000	-	-
STBSE0127 8.7% AP5	TN0R77XCOAH0	S21EF		21 %	-	-	-	100.000	0.00%		NC	100.000	-	-
UNION BANCAIRE POUR LE COMMERCE ET L INDUSTRIE														
UBCIS1130 9.30%AP5	TNTWU2KQRW54	UB55A		21 %	-	-	-	100.000	0.00%		NC	100.000	2	600
UBCIS1132 9.4%P7-2	TN8S8S99B8S7	UB55C		21 %	-	-	-	100.000	0.00%		NC	100.000	-	-
UBCIS0131 9.10%AP5	TN4X28FG1HN5	UB52A		21 %	-	-	-	100.000	0.00%		NC	100.000	-	-
UBCIS0133 9.2%P7-2	TNATYLQMS1D3	UB52C		21 %	-	-	-	100.000	0.00%		NC	100.000	-	-
UNION INTERNATIONALE DE BANQUES														
UIB0729 5.85%AP20	TN0003900248	UB91C		21 %	-	-	-	95.000	0.00%		NC	95.000	-	-
UIB0831 6.3%P20	TN0003900263	U111B		21 %	-	-	-	94.070	0.00%		NC	91.600	4	8,943
UIB0133 6.70% AP20	TN0003900305	UB21C		21 %	-	-	-	100.000	0.00%		NC	100.000	-	-

WIFACK INTERNATIONAL BANK													
WIB ID 0626 11%P7	TN0007200207	WB19D	21 %	-	-	-	100.000	0.00%	NC	100.000	-	-	
WIBIC0626 10.75%P7	TN0007200199	WB19C	21 %	-	-	-	98.000	0.00%	NC	98.000	-	-	
WC0133 10.25%P10-2	TNMC9HTIB5A4	WB22C	21 %	-	-	-	100.000	0.00%	NC	100.000	-	-	
WIB A 0128 9.25%P5	TNR4CLXNS261	WB22A	21 %	-	-	-	100.000	0.00%	NC	100.000	-	-	
WIBB0130 9.75%P7-2	TN6K3B3UUB12	WB22B	21 %	-	-	-	100.000	0.00%	NC	100.000	-	-	
SERVICES FINANCIERS													
ARAB TUNISIAN LEASE													
ATL A0127 9.6% AP5	TNFUHZ3R7VR5	AT21A	21 %	-	-	-	100.900	0.00%	NC	99.580	2	1,820	37,455
ATL B0129 9.8%P7-2	TN6KZZZEJ5N2	AT21B	21 %	-	-	-	100.000	0.00%	NC	100.000	-	-	-
ATLB1029 10.3%P7-2	TNNW3558ZUL9	AT22B	21 %	-	-	-	100.000	0.00%	NC	100.000	-	-	-
ATL A 1027 10% AP5	TN8DSPQCBC06	AT22A	21 %	-	-	-	100.000	0.00%	NC	99.010	4	6,160	258,794
ATLA0228 10.5% AP5	TNMA55MMDD46	AT23A	21 %	-	-	-	100.000	0.00%	NC	100.000	-	-	-
ATLB0230 10.7%P7-2	TNBW945JEA5	AT23B	21 %	-	-	-	100.000	0.00%	NC	100.000	-	-	-
ATLA1028 10.7% AP5	TN06F5NFW3K1	A232A	21 %	-	-	-	99.340	0.00%	NC	99.340	-	-	-
ATLB1030 10.9%P7-2	TNWYE1PN6WF5	A232B	21 %	-	-	-	100.000	0.00%	NC	100.000	-	-	-
ATL0529 10.55% AP5	TNIKWGWIVBC2	AT241	21 %	-	-	-	101.800	0.00%	NC	99.250	2	3,510	311,340
ATL0130 10.35% AP5	TNTUDMZLCA16	AT242	21 %	-	-	-	102.290	0.00%	NC	100.000	1	700	58,600
ATL0830 9.65% AP5	TNHOASGSR955	AT251	21 %	-	-	-	102.320	0.00%	NC	100.000	3	1,918	207,101
ATL0331 9.15% AP5	TN7XUIXDVQY8	AT252	21 %	-	-	-	100.000	0.00%	NC	100.000	-	-	-
ATTIJARI LEASING													
TJL A 0927 10% AP5	TN4J4VCBM140	JL22F	21 %	-	-	-	100.000	0.00%	NC	100.000	-	-	-
TJLB927 T+2.75%AP5	TNCTFVWUXV74	JL22V	21 %	-	-	-	100.000	0.00%	NC	100.000	-	-	-
TJL 1028 10.7% AP5	TNMEZPU3I4U2	JL23F	21 %	-	-	-	100.000	0.00%	NC	100.000	-	-	-
TJL 0329 10.6% AP5	TN06AI2ZF0D3	JL24F	21 %	-	-	-	99.610	0.00%	NC	99.610	1	192	11,488
TJL 0329T+2.5% AP5	TN88JDDM1JY5	JL24V	21 %	-	-	-	100.000	0.00%	NC	100.000	-	-	-
BTK LEASING													
BTKLS0930 9.4% AP5	TN1T1YC5F1E6	BTKLF	21 %	-	-	-	100.000	0.00%	NC	100.000	-	-	-
BTKLS930T+2.25%AP5	TNTFJ0AWNBP7	BTKLV	21 %	-	-	-	100.000	0.00%	NC	100.000	-	-	-
COMPAGNIE INTERNATIONALE DE LEASING													
CIL0628 10,55% AP5	TNY1F6BOX6F5	CL23F	21 %	-	-	-	101.330	0.00%	NC	100.000	1	500	33,078
DAAM TAMWEEL													
DAAM1030 10.1% AP5	TNTEPPETCXN3	DAM25	21 %	-	-	-	100.000	0.00%	NC	100.000	-	-	-
ENDA TAMWEEL													
ENDA A0729 10,8%P5	TNCYRNRQ4UA6	ENDAF	21 %	-	-	-	99.250	0.00%	NC	99.250	-	-	-
ENDA A0729T+2.9%P5	TN44RRP7AMA4	ENDAV	21 %	-	-	-	100.000	0.00%	NC	100.000	-	-	-
ENDA B0731 11%P7-2	TNNEAGRSF0D0	ENDBF	21 %	-	-	-	100.000	0.00%	NC	100.000	-	-	-
ENDA A0630 10%P5	TN632SSVO835	NDAAF	21 %	-	-	-	100.000	0.00%	NC	100.000	-	-	-
ENDA A0630T+2.5%P5	TNJUB2R91MN4	NDAAV	21 %	-	-	-	100.000	0.00%	NC	100.000	-	-	-
ENDAB632 10.2%P7-2	TNUPKQSV5F28	NDABF	21 %	-	-	-	100.000	0.00%	NC	100.000	-	-	-
HANNIBAL LEASE													
HLB0228 10,1%AP7-2	TN0007310584	H211B	21 %	-	-	-	100.000	0.00%	NC	100.000	-	-	-
HL A0327 9.6% AP5	TN77U54Q5NV3	H22AF	21 %	-	-	-	100.000	0.00%	NC	100.000	-	-	-
HL B0329 9.8%P7-2	TNJQTACHIQQ5	H22BF	21 %	-	-	-	100.000	0.00%	NC	100.000	-	-	-
HLA0328 10.75% AP5	TNL7VQZVHR54	H231F	21 %	-	-	-	100.000	0.00%	NC	100.000	-	-	-
HLB0328 T+2.6% AP5	TNAGSVAWF5T2	H231V	21 %	-	-	-	100.000	0.00%	NC	100.000	-	-	-
HL A0429 10.7% AP5	TNAQSF8ZD1W1	H241F	21 %	-	-	-	100.000	0.00%	NC	100.000	-	-	-
HL 0430 10.20% AP5	TN1PFTZ4HEM1	HL251	21 %	-	-	-	100.000	0.00%	NC	100.000	-	-	-
TAYSIR MICROFINANCE													
TAY A1029 10,9%P5	TNEDMOU67Y09	TAYAF	21 %	-	-	-	100.000	0.00%	NC	100.000	-	-	-
TAY A1029T+2.95%P5	TNYQ67ISIXE1	TAYAV	21 %	-	-	-	100.000	0.00%	NC	100.000	-	-	-
TAYB1031 11.1%P7-2	TNAX90TPIFM2	TAYBF	21 %	-	-	-	100.000	0.00%	NC	100.000	-	-	-
TAYB1031T+3.2%P7-2	TNS5WSWT6FD4	TAYBV	21 %	-	-	-	100.000	0.00%	NC	100.000	-	-	-
TAYSIR 0431 9,4%P5	TNDCNOPSCAD9	TAY6F	21 %	-	-	-	100.000	0.00%	NC	100.000	-	-	-
TAYSIR0431T+2,4%P5	TNRVE5COXCO6	TAY6V	21 %	-	-	-	100.000	0.00%	NC	100.000	-	-	-
TUNISIE LEASING ET FACTORING													
TL B0626 11.7%P7-2	TN0002102127	T91BF	21 %	-	-	-	102.630	0.00%	NC	102.630	-	-	-
TLF SA1026 9.8%AP5	TNZSBU7F6WY7	T21SA	21 %	-	-	-	100.880	0.00%	NC	100.880	-	-	-
TLF 0427 9.6% AP5	TNYJL6N2AEP6	TL22F	21 %	-	-	-	100.440	0.00%	NC	100.440	-	-	-
TLF0427 T+2.75%AP5	TNKU48FZVRH1	TL22V	21 %	-	-	-	100.000	0.00%	NC	100.000	-	-	-
TLF 1027 10% AP5	TNXIY8MEDJE3	T222F	21 %	-	-	-	100.000	0.00%	NC	100.000	-	-	-
TLF1027 T+2.75%AP5	TNR0099VZUY8	T222V	21 %	-	-	-	100.000	0.00%	NC	100.000	-	-	-
TLF0428 10,55% AP5	TN99P72UERY9	TL231	21 %	-	-	-	100.000	0.00%	NC	100.000	-	-	-
TLF0129 10,70% AP5	TNMCJHUZPRD0	TL23F	21 %	-	-	-	101.760	0.00%	NC	99.130	3	3,910	244,742
TLF0129T+2.5%AP5	TNQYE48RCJT2	TL23V	21 %	-	-	-	100.000	0.00%	NC	100.000	-	-	-
TLF 0529T+2.5% AP5	TNUSNP2H8PH1	TL24V	21 %	-	-	-	100.000	0.00%	NC	100.000	-	-	-
TLF0529 10,60% AP5	TN4SCYEXIVY5	TL24F	21 %	-	-	-	102.510	0.00%	NC	100.000	1	350	31,451
TLF0929 10,50% AP5	TNIPE0BZ0LR6	T242F	21 %	-	-	-	100.000	0.00%	NC	100.000	-	-	-
TLF0929 T+2.5% AP5	TNP89T6GPQD0	T242V	21 %	-	-	-	100.000	0.00%	NC	100.000	-	-	-
TLF 0530 10% AP5	TNQ8KNUQ09D7	TL251	21 %	-	-	-	100.000	0.00%	NC	100.000	1	1,100	118,438
TLFS1130 9.25% AP5	TNMTWPZD31L4	TL252	21 %	-	-	-	100.000	0.00%	NC	100.000	-	-	-
Total							0	0	0		32	65,895	5,149,023

Instruments – Marché Hors Cote

Equities

Trading session of 04/23/2026											Year 2026				
Company	ISIN code	Mnemonic	Group	Trades	Volume	Trading value	Closing Price	Daily change	Indicator	Open	Annual yield	Trades	Volume	Value (TND)	
SITEX	TN0004300307	SITEX		13	–	–		2.990	–	NC	2.410	24.07%	2	2	6
STE TUN. DU SUCRE	TN0006170013	STS		13	1	20	225	11.230	2.93%		9.600	16.98%	47	3,464	33,296
TOTAL					1	20	225						49	3,466	33,302

Secondary Lines

Trading session of 04/23/2026											Year 2026			
Company	ISIN code	Mnemonic	Group	Trades	Volume	Trading value	Closing Price	Daily change	Indicator	Dernier cours	Trades	Volume	Value (TND)	
Aucune donnée														

Other

Trading session of 04/23/2026											Year 2026			
Company	ISIN code	Mnemonic	Group	Trades	Volume	Trading value	Closing Price	Daily change	Indicator	Open	Annual yield	Trades	Volume	Value (TND)
Aucune donnée														