

April 22 2026

MO	TU	WE	TH	FR	SA	SU
		01	02	03	04	05
06	07	08	09	10	11	12
13	14	15	16	17	18	19
20	21	22	23	24	25	26
27	28	29	30			

PHYSIOGNOMY 2026

Summary

■ Indicateurs & Activité des marchés

2

■ Marché Principal : Palmarès

3

■ Marché Principal : par compartiment & par groupe de cotation

5

■ Marché Principal : par catégorie d'avoirs

6

■ Marché Hors Cote

7

■ Récap sur l'année

8

■ Instruments

13

■ Bond Market

7

Indicateurs & Activité des marchés

Séance du 22/04/2026

Cap.Boursière (MD) **40,950**

Daily change : **-0.36%**

Annual change : **18.13%**

Marchés	Echanges bloc	Quantité bloc	Capitaux bloc	Trades	Trading volume	Capitaux (TND)
Main Market	0	0	0	4,108	1,706,539	17,891,773

Listed Companies	Hausse	Baisse	Inchangé	NC	Suspendu
75	22	34	9	8	2

Capitaux traités en TND

Séance du jour

49,159,093

Total

17,891,773

Cote : Titres de capital

108,009

Cote : Titres de créance

1,287

Hors Cote

31,158,023

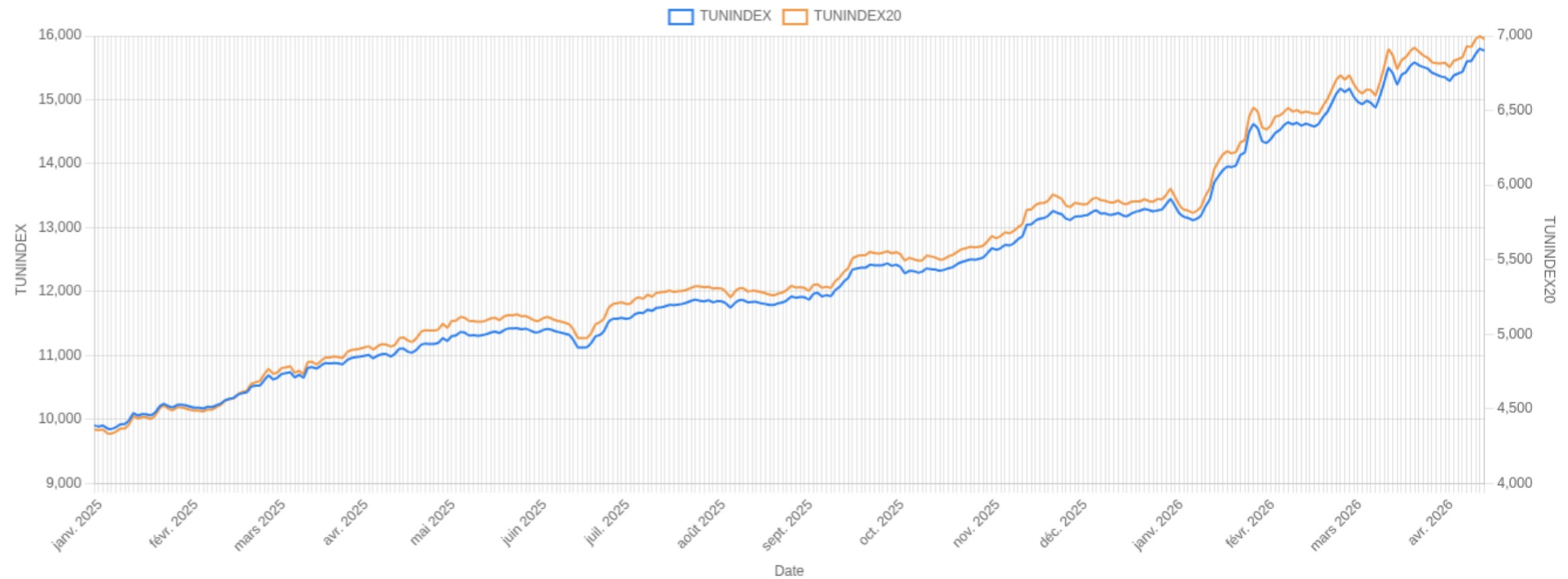
Enregistrements

0

Déclarations

TUNINDEX	Daily change	Plus haut de l'année	Plus bas de l'année
15,765.82	-0.40%	15,829.45	13,119.98
	Annual change	21/04/2026	08/01/2026
	17.22%		

TUNINDEX20	Daily change	Plus haut de l'année	Plus bas de l'année
6,977.55	-0.45%	7,009.12	5,814.06
	Annual change	21/04/2026	08/01/2026
	16.77%		



Quantités traitées

Séance du jour

2,040,897

Total

1,706,539

Cote : Titres de capital

100

Cote : Titres de créance

118

Hors Cote

334,140

Enregistrements

0

Déclarations

Indices sectoriels	Indice du jour	Indice veille	Daily change	Var. sur l'année	Poids dans TUNINDEX	Plus haut de l'année	Plus bas de l'année
BANKS INDEX	11,269.93	11,308.83	-0.34%	16.55%	55.33%	23/03/2026	08/01/2026
BASIC MATERIALS INDEX	7,417.12	7,523.17	-1.41%	9.16%	1.91%	26/03/2026	07/01/2026
CONSTRUCTION & MATERIALS INDEX	816.45	812.06	0.54%	4.88%	2.99%	20/04/2026	20/01/2026
CONSUMER GOODS INDEX	13,329.51	13,441.80	-0.84%	17.40%	21.51%	21/04/2026	09/01/2026
CONSUMER SERVICES INDEX	6,043.21	6,067.91	-0.41%	21.25%	3.53%	23/03/2026	09/01/2026
FINANCIAL SERVICES INDEX	22,399.93	22,415.50	-0.07%	19.58%	3.53%	25/03/2026	05/01/2026
FINANCIALS INDEX	12,157.26	12,199.18	-0.34%	16.62%	63.14%	23/03/2026	08/01/2026
FOOD & BEVERAGE INDEX	17,211.47	17,307.30	-0.55%	22.38%	17.14%	21/04/2026	09/01/2026
INDUSTRIALS INDEX	2,182.69	2,173.63	0.42%	21.22%	7.66%	22/04/2026	21/01/2026
INSURANCE INDEX	22,792.37	22,921.41	-0.56%	15.08%	4.29%	21/04/2026	13/01/2026
PERSONAL & HOUSEHOLD GOODS INDEX	3,590.54	3,660.96	-1.92%	1.26%	4.37%	15/01/2026	07/04/2026
RETAIL INDEX	9,521.04	9,559.97	-0.41%	21.25%	3.53%	23/03/2026	09/01/2026

Nombre de transactions

Séance du jour

4,116

Total

4,108

Cote : Titres de capital

1

Cote : Titres de créance

3

Hors Cote

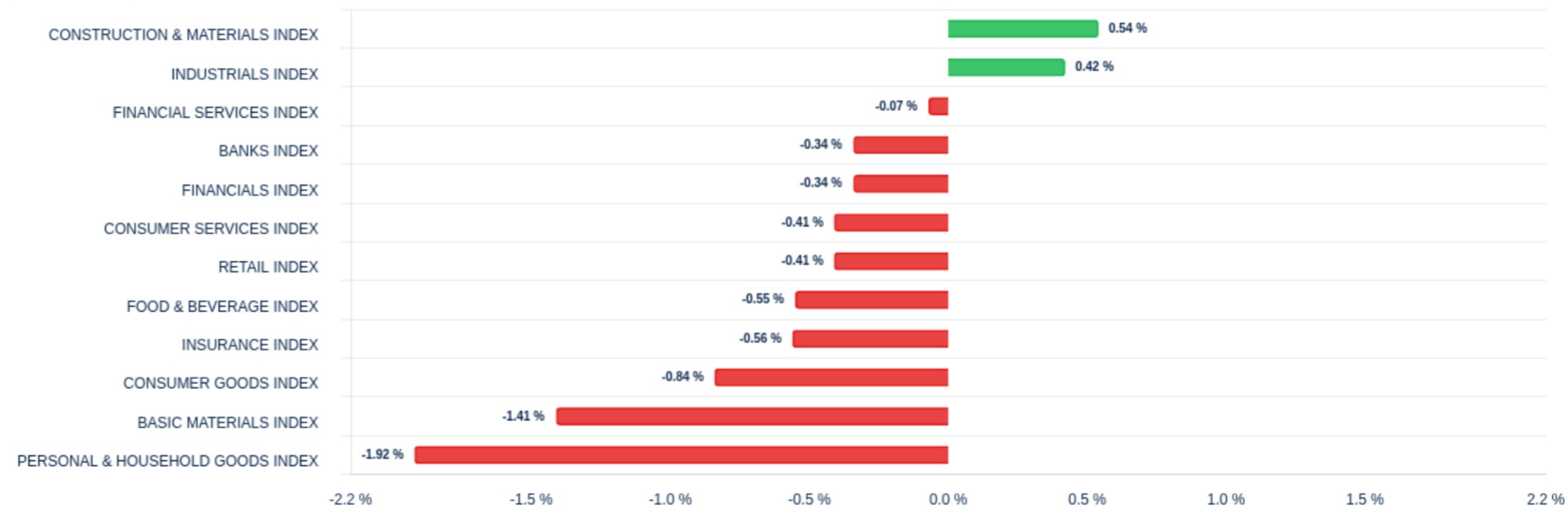
4

Enregistrements

0

Déclarations

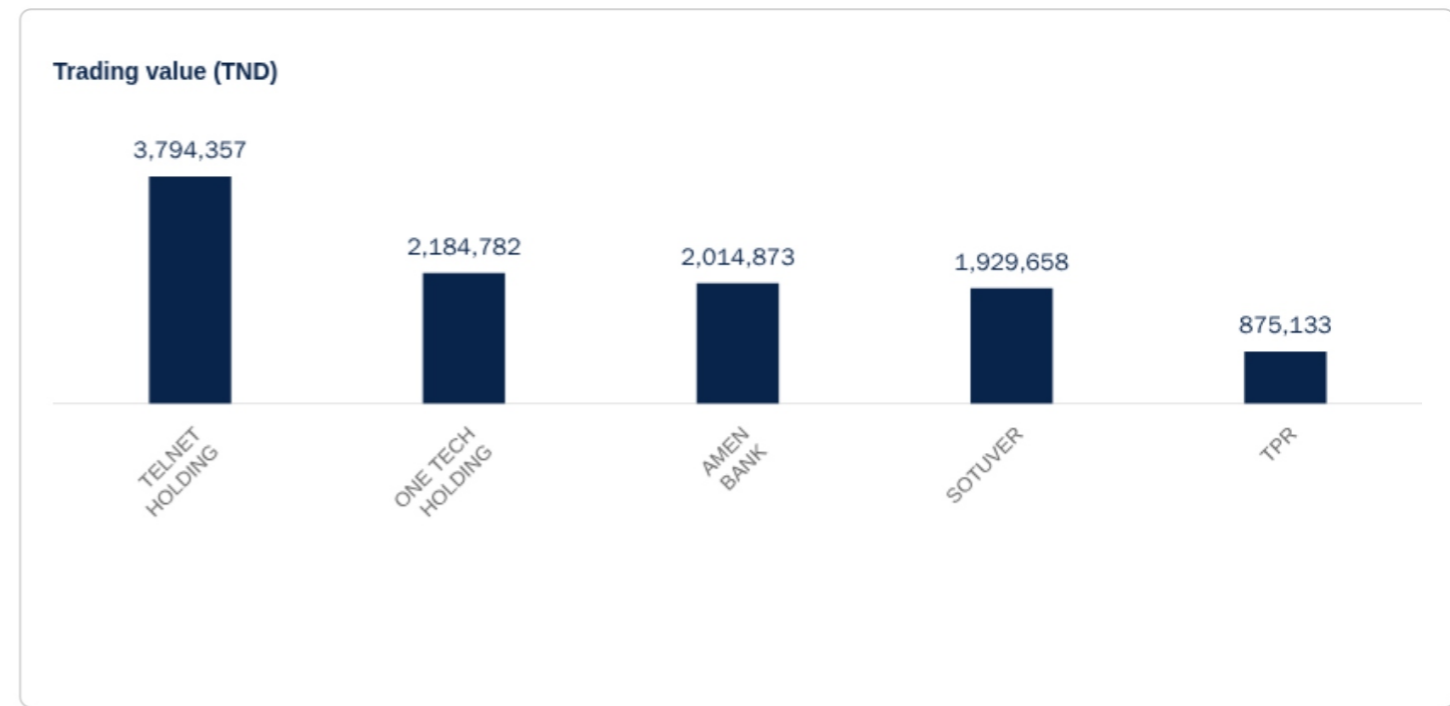
Variation journalière des indices sectoriels



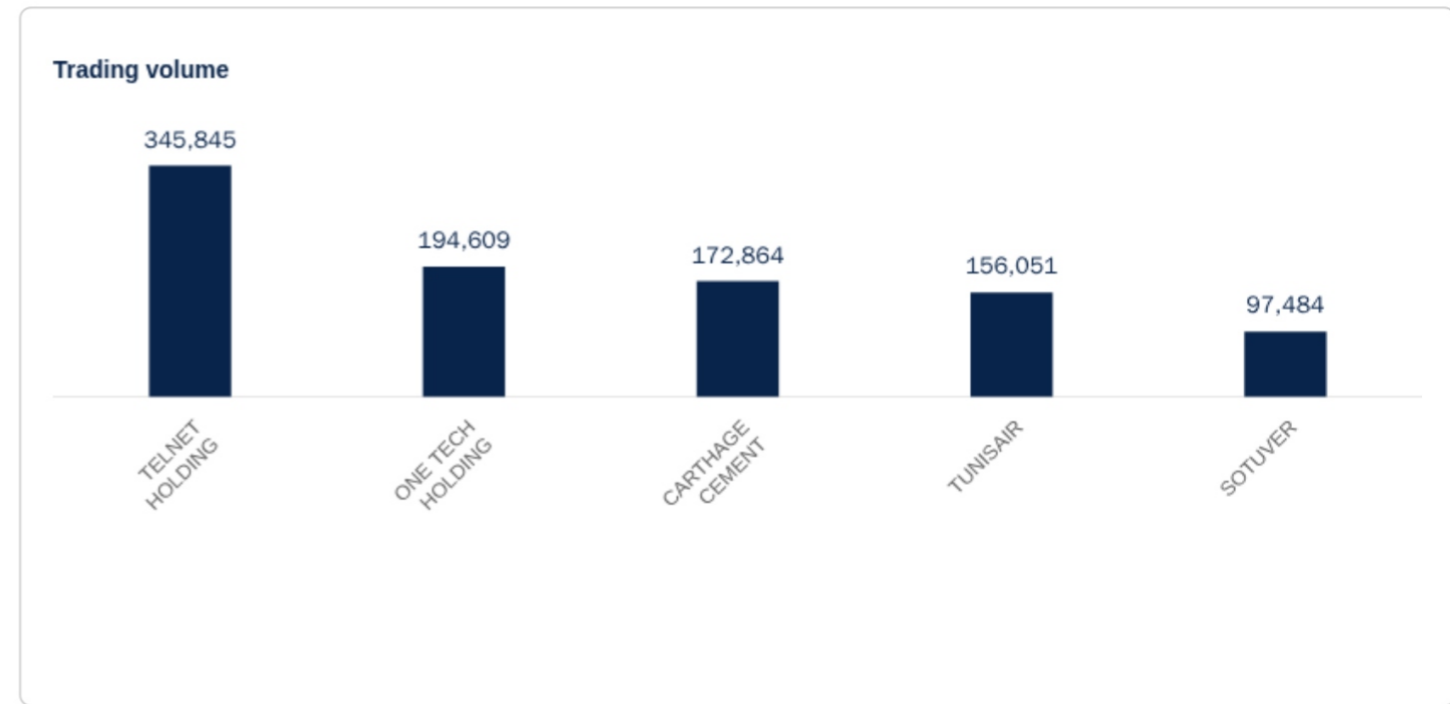
Marché Principal : Palmarès

Valeurs les plus actives

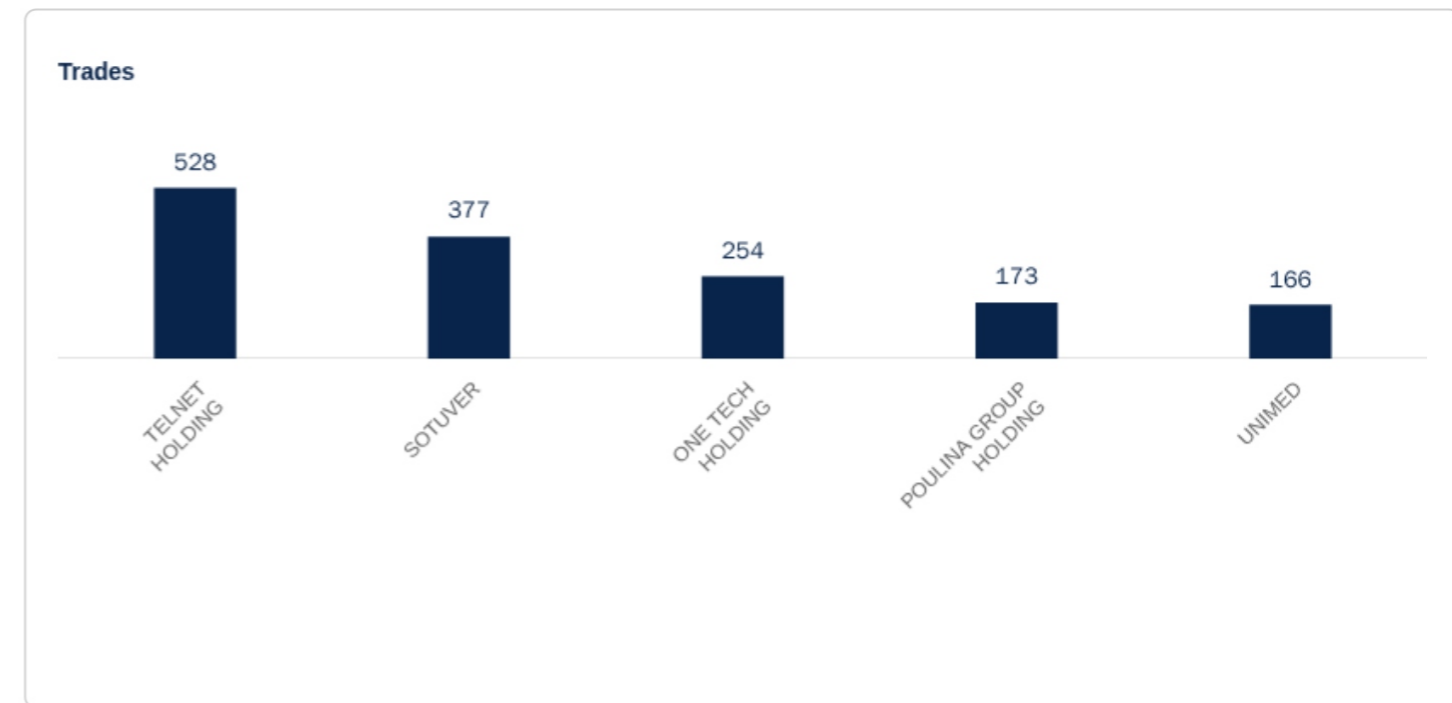
Close	Compartment	Groupe	Trading value (TND) ▼
TELNET HOLDING	B	11	3,794,357
ONE TECH HOLDING	A	11	2,184,782
AMEN BANK	A	11	2,014,873
SOTUVER	A	11	1,929,658
TPR	A	11	875,133



Close	Compartment	Groupe	Trading volume ▼
TELNET HOLDING	B	11	345,845
ONE TECH HOLDING	A	11	194,609
CARTHAGE CEMENT	A	11	172,864
TUNISAIR	S	99	156,051
SOTUVER	A	11	97,484

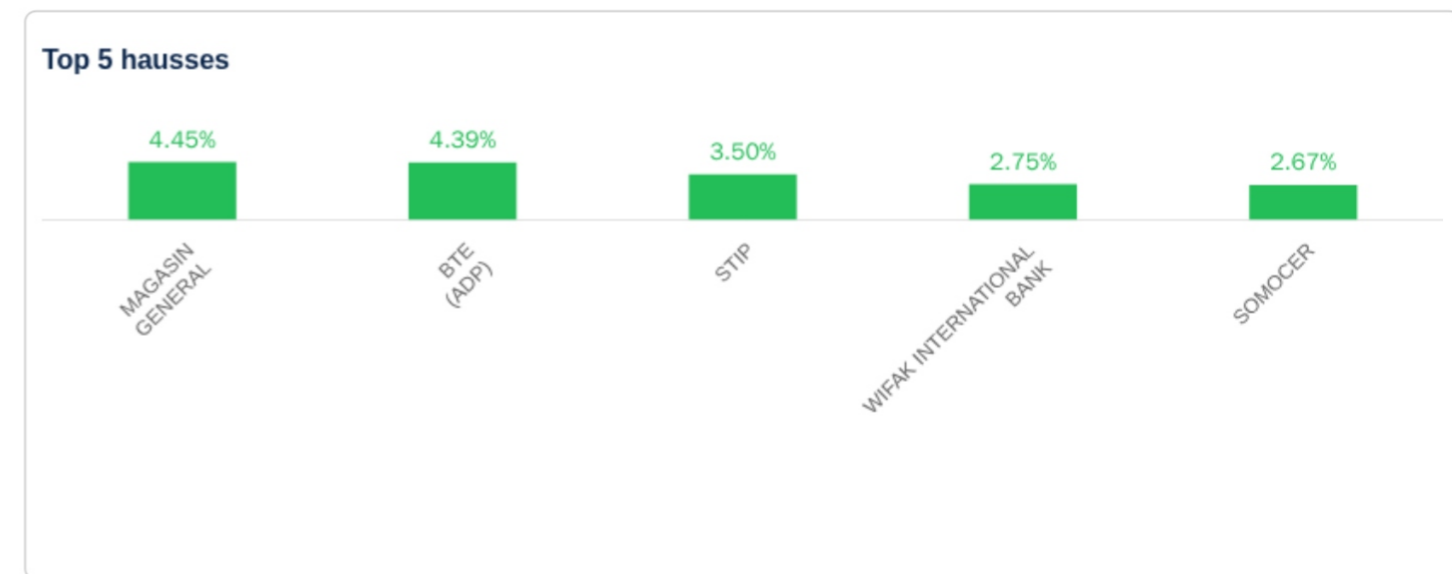


Close	Compartment	Groupe	Trades ▼
TELNET HOLDING	B	11	528
SOTUVER	A	11	377
ONE TECH HOLDING	A	11	254
POULINA GROUP HOLDING	A	11	173
UNIMED	A	11	166

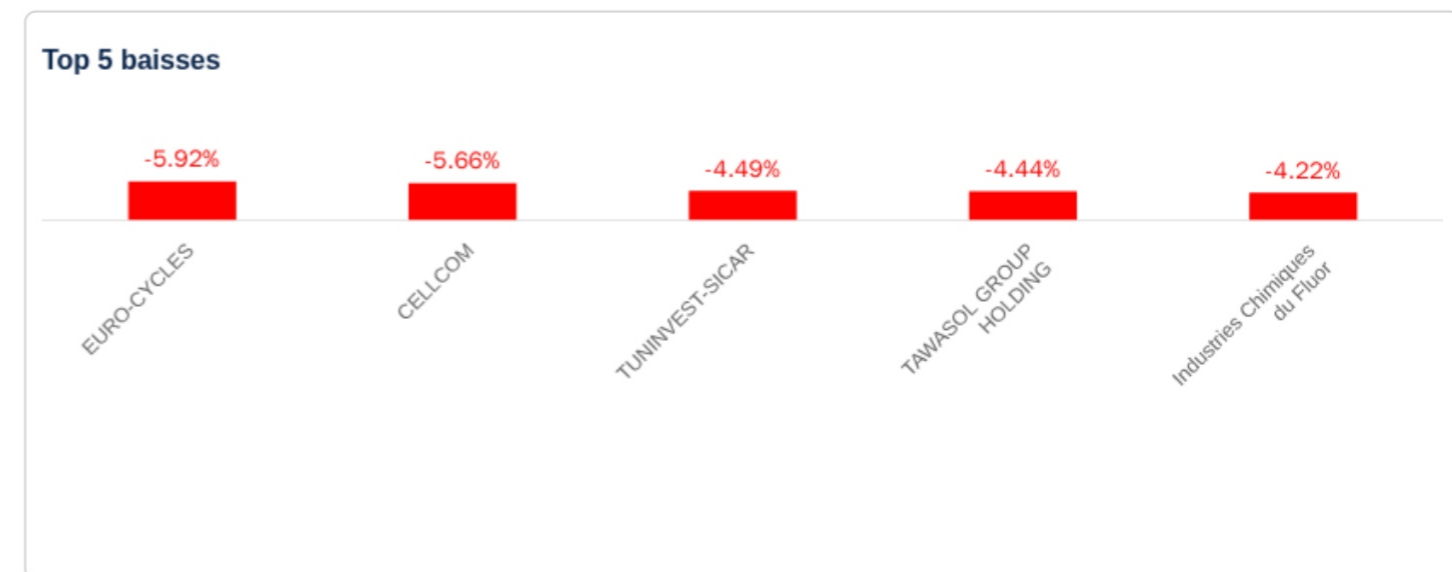


Principaux écarts

Close	Groupe	Cours de Clôture	Var. du Jour ▼
MAGASIN GENERAL	12	11.740	4.45%
BTE (ADP)	12	5.230	4.39%
STIP	99	12.420	3.50%
WIFAK INTERNATIONAL BANK	12	8.220	2.75%
SOMOCER	99	0.770	2.67%



Close	Groupe	Cours de Clôture	Var. du Jour ▼
EURO-CYCLES	11	11.750	-5.92%
CELLCOM	11	2.500	-5.66%
TUNINVEST-SICAR	12	42.960	-4.49%
TAWASOL GROUP HOLDING	99	0.860	-4.44%
Industries Chimiques du Fluor	11	88.500	-4.22%

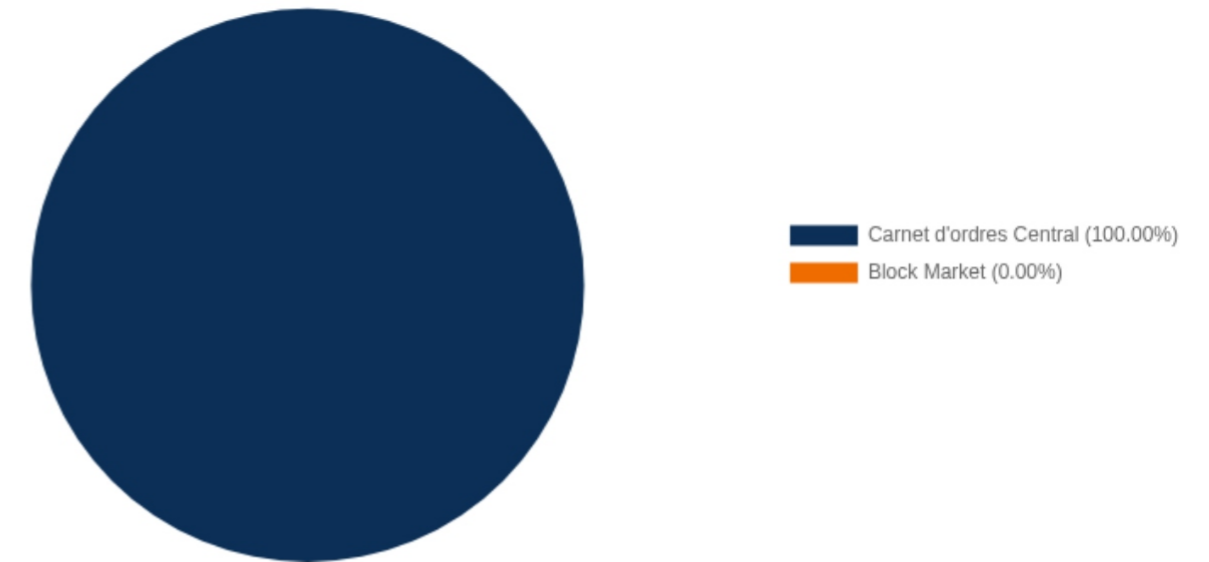


Marché Principal : par compartiment & par groupe de cotation

Répartition du volume entre Carnet d'ordres central et Marchés de blocs

Market	Trades	Trading volume	Trading value (TND)	Capitaux en % ▼
Carnet d'ordres Central	4,108	1,706,539	17,891,773	100.00%
Block Market	0	0	0	0.00%
Total	4,108	1,706,539	17,891,773	100.00%

Répartition du volume entre Carnet d'ordres central et Marché de blocs



Répartition du volume par Compartiment

Compartiment	Trades	Trading volume	Trading value (TND)	Capitaux en % ▼
A	2,449	902,171	11,938,612	66.73%
B	1,499	596,777	5,788,144	32.35%
S	160	207,591	165,017	0.92%
Total	4,108	1,706,539	17,891,773	100.00%



Répartition du volume par groupe de cotation

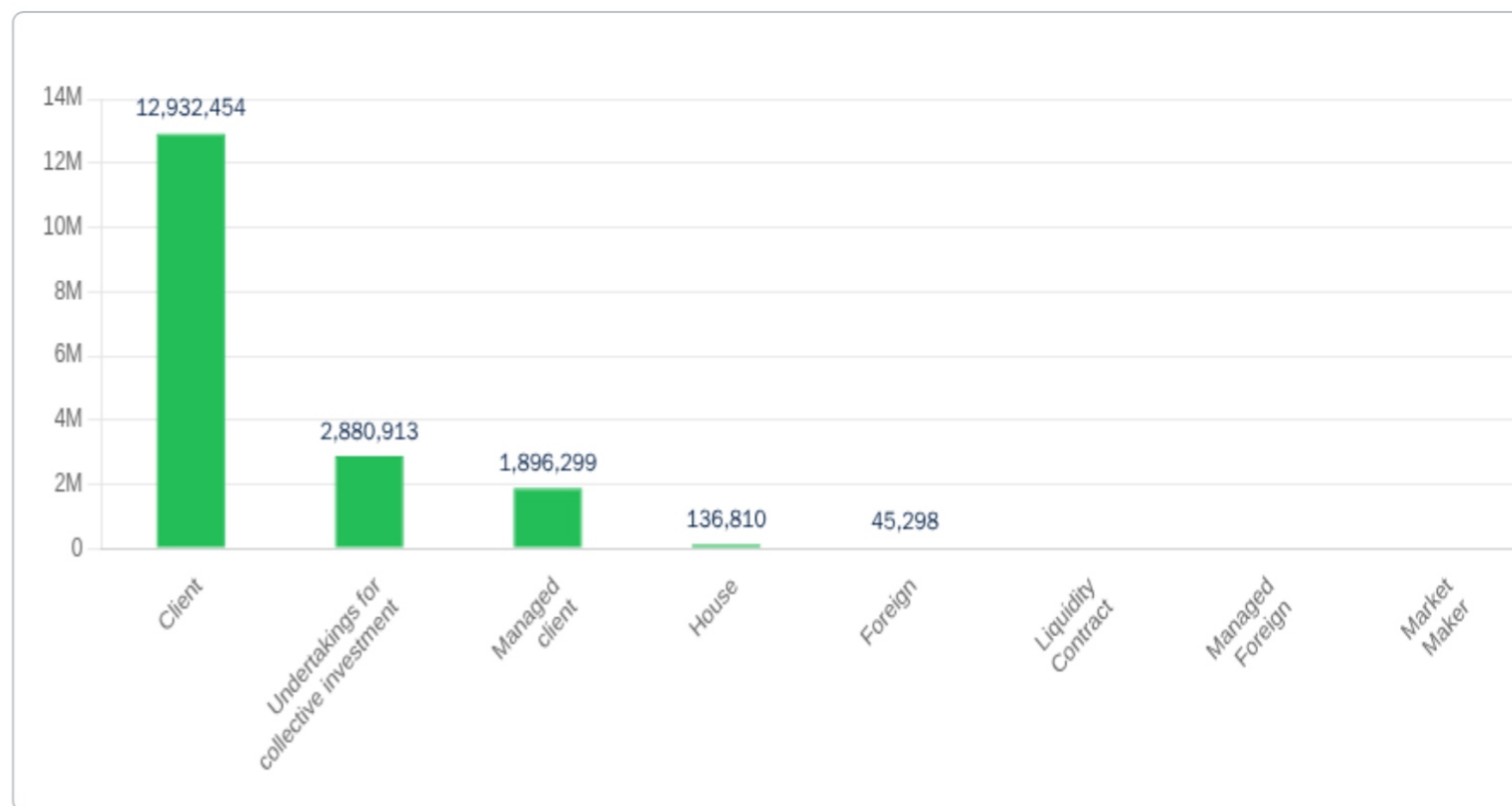
Trading Group	Trades	Trading volume	Trading value (TND)	Capitaux en % ▼
11	3,840	1,474,683	17,428,130	97.41%
12	78	23,708	296,698	1.66%
99	160	207,591	165,017	0.92%
32	30	557	1,929	0.01%
Total	4,108	1,706,539	17,891,773	100.00%



Marché Principal : par catégorie d'avois

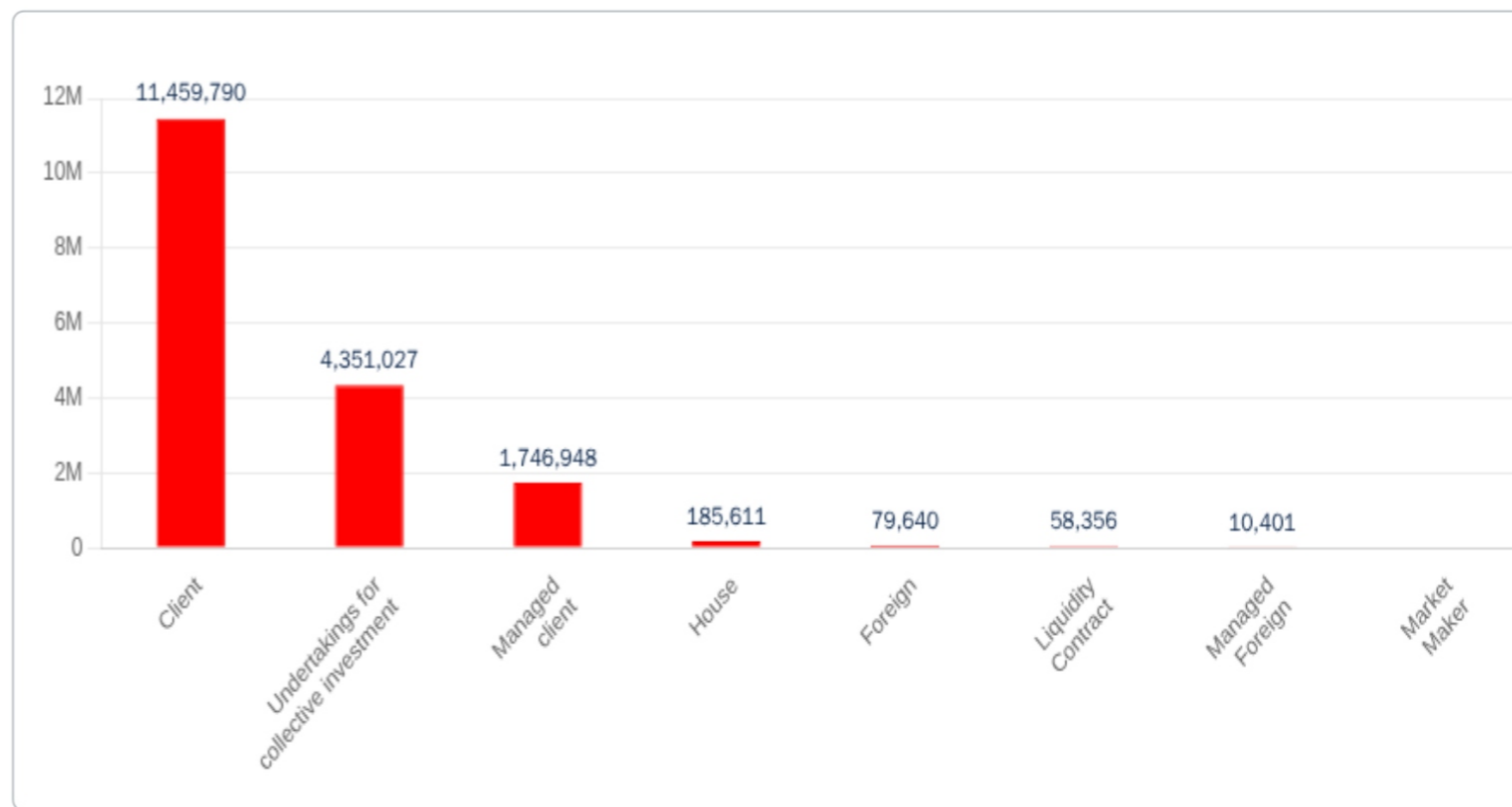
Achat

Achat	Trades	Trading volume	Trading value (TND)	Capitaux en %
Client	3,286	1,201,745	12,932,454	72.28%
Undertakings for collective investment	420	296,248	2,880,913	16.10%
Managed client	340	174,003	1,896,299	10.60%
House	49	25,543	136,810	0.76%
Foreign	13	9,000	45,298	0.25%
Liquidity Contract	0	0	0	0.00%
Managed Foreign	0	0	0	0.00%
Market Maker	0	0	0	0.00%
Total	4,108	1,706,539	17,891,773	100,00%



Vente

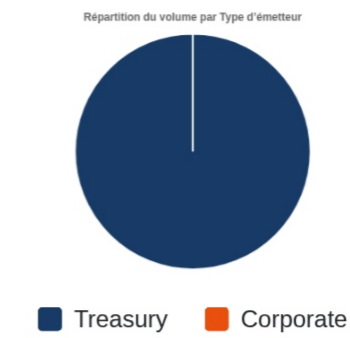
Vente	Trades	Trading volume	Trading value (TND)	Capitaux en %
Client	2,921	1,173,479	11,459,790	64.05%
Undertakings for collective investment	665	356,069	4,351,027	24.32%
Managed client	429	155,415	1,746,948	9.76%
House	47	14,675	185,611	1.04%
Foreign	31	4,715	79,640	0.45%
Liquidity Contract	10	1,777	58,356	0.33%
Managed Foreign	5	409	10,401	0.06%
Market Maker	0	0	0	0.00%
Total	4,108	1,706,539	17,891,773	100,00%



Bond Market

Type d'émetteur

Type d'émetteur	Echange	Trading volume	Trading value (TND) ▼	Capitaux en %
Treasury	1	100	108,009	100.00%
Corporate	0	0	0	0.00%
Total	1	100	108,009	100,00%



Achat	Trades	Trading volume	Trading value (TND)	Capitaux en %
Undertakings for collective investment	1	100	108,009	100.00%
Liquidity Contract	0	0	0	0.00%
House	0	0	0	0.00%
Managed Foreign	0	0	0	0.00%
Foreign	0	0	0	0.00%
Market Maker	0	0	0	0.00%
Managed client	0	0	0	0.00%
Client	0	0	0	0.00%
Total	1	100	108,009	100,00%

Vente	Trades	Trading volume	Trading value (TND)	Capitaux en %
Undertakings for collective investment	1	100	108,009	100.00%
Liquidity Contract	0	0	0	0.00%
House	0	0	0	0.00%
Managed Foreign	0	0	0	0.00%
Foreign	0	0	0	0.00%
Market Maker	0	0	0	0.00%
Managed client	0	0	0	0.00%
Client	0	0	0	0.00%
Total	1	100	108,009	100,00%

Marché Hors Cote

Cotation Électronique

Trades	Trading volume	Trading value (TND)
3	118	1,287

Répartition par catégorie de donneurs d'ordres

Achat	Trades	Trading volume	Trading value (TND)	Capitaux en %
Client	3	118	1,287	100.00
Total	3	118	1,287	100.00

Vente	Trades	Trading volume	Trading value (TND)	Capitaux en %
Client	3	118	1,287	100.00
Total	3	118	1,287	100.00

Cotation sur Panneaux : Les enchères

Trades	Trading volume	Trading value (TND)
0	0	0

Répartition par catégorie de donneurs d'ordres

Achat	Trades	Trading volume	Trading value (TND)	Capitaux en %
Total	0	0	0	

Vente	Trades	Trading volume	Trading value (TND)	Capitaux en %
Total	0	0	0	

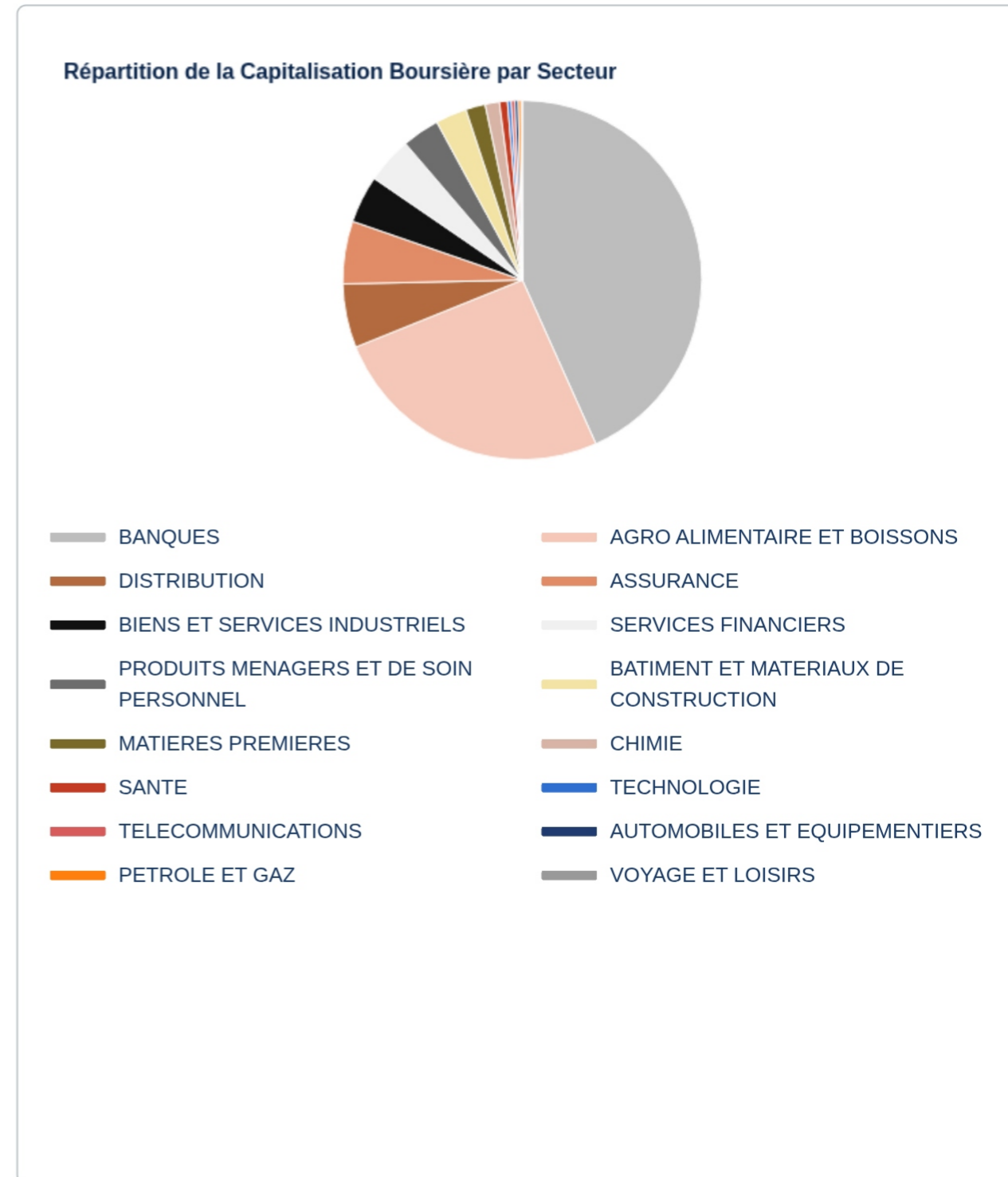
Récap sur l'année

Marchés ▲	Echanges cumulés 2026 ↓	Echanges cumulés 2025 ↓	Variation ↓	Quantité cumulée 2026 ↓	Quantité cumulée 2025 ↓	Variation ↓	Capitaux cumulés 2026 en TND ↓	Capitaux cumulés 2025 en TND ↓	Variation ↓
Cote : Titres de Capital	230,688	151,416	52.35 %	99,697,357	61,140,072	63.06 %	1,136,972,096	497,181,552	128.68 %
Cote : Titres de Créances	252	258	-2.33 %	704,778	2,185,747	-67.76 %	129,744,023	170,372,739	-23.85 %
Hors Cote	48	1,359	-96.47 %	3,446	1,098,023	-99.69 %	33,077	2,730,741	-98.79 %
Auctions	25	87	-71.26 %	14,623	183,387	-92.03 %	563,742	1,884,190	-70.08 %
Enregistrements	460	386	19.17 %	20,440,953	27,076,630	-24.51 %	484,942,325	713,473,748	-32.03 %
Déclarations	4	2	100.00 %	4	769	-99.48 %	6,387	339,010	-98.12 %
Total	231,477	153,508	50.79 %	120,861,161	91,684,628	31.82 %	1,752,261,650	1,385,981,980	26.43 %

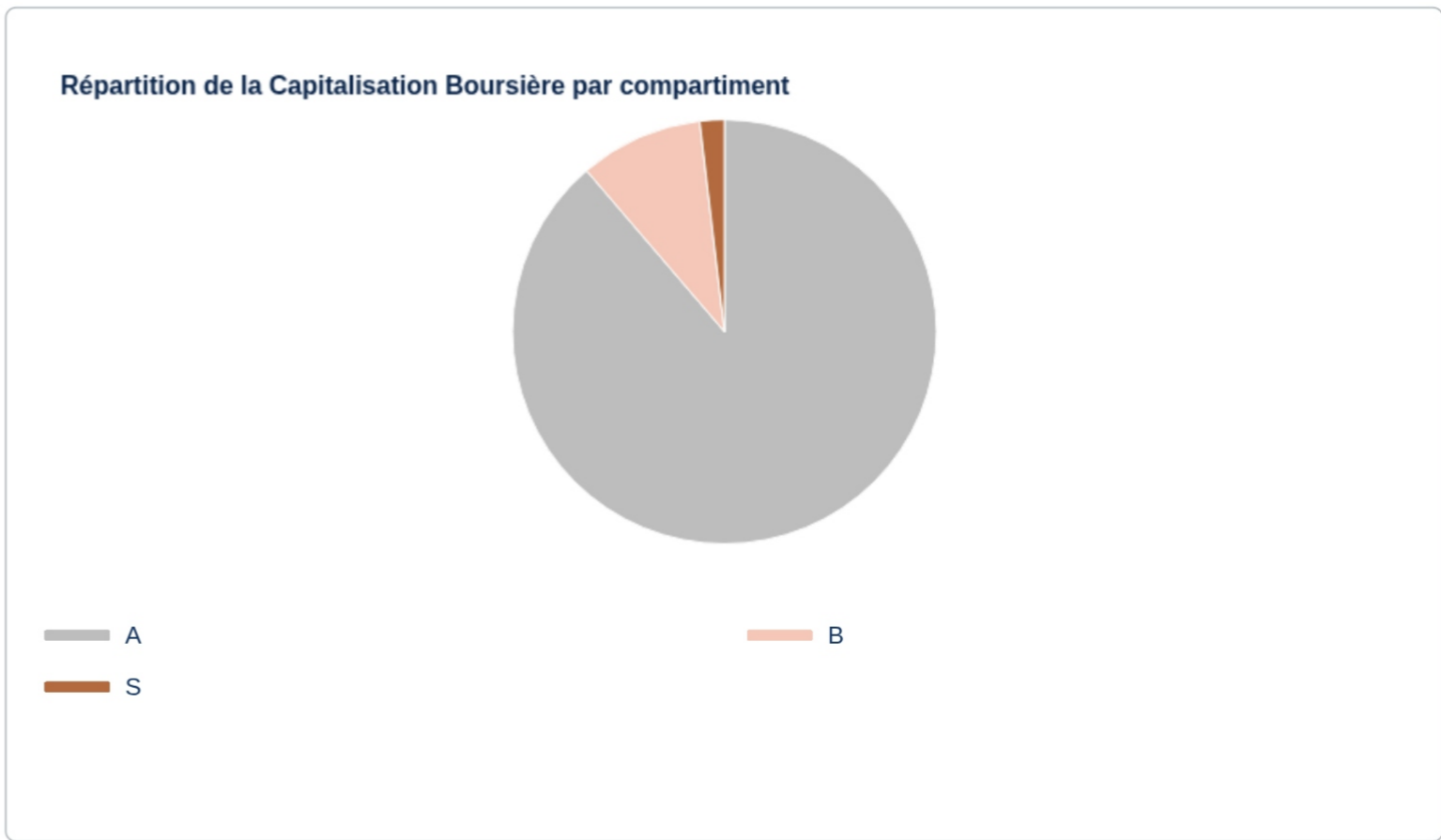
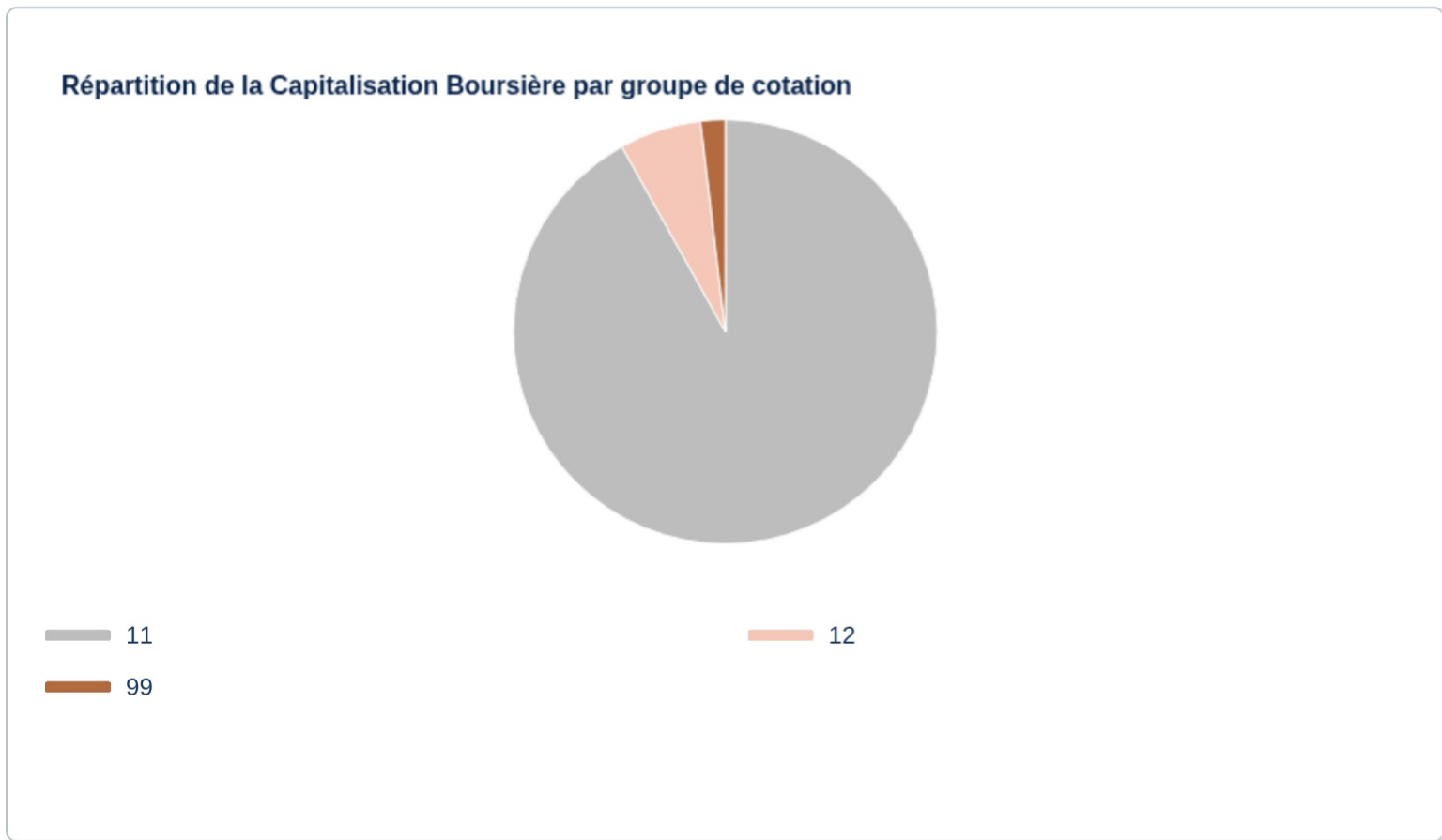
Capitalisation Boursière

Capitalisation boursière en MD	40,950	Var. Annuelle	18.13 %	Participation étrangère	18.07%	CAP. Boursière flottante ds Tunindex en MD	9,515	Cap. Boursière 100%	Cap.Flôt.ds Tunindex 23.24 %
--------------------------------	--------	---------------	---------	-------------------------	--------	--	-------	---------------------	------------------------------

Sector	Cap. boursière (MD) ▼	En %	Var.annuelle
BANQUES	17,723	43.28 %	-0.23 %
AGRO ALIMENTAIRE ET BOISSONS	10,494	25.63 %	-0.34 %
DISTRIBUTION	2,353	5.75 %	-0.37 %
ASSURANCE	2,313	5.65 %	-0.47 %
BIENS ET SERVICES INDUSTRIELS	1,745	4.26 %	0.36 %
SERVICES FINANCIERS	1,706	4.17 %	0.04 %
PRODUITS MENAGERS ET DE SOIN PERSONNEL	1,380	3.37 %	-1.95 %
BATIMENT ET MATERIAUX DE CONSTRUCTION	1,153	2.82 %	0.45 %
MATIERES PREMIERES	721	1.76 %	-0.66 %
CHIMIE	527	1.29 %	-1.49 %
SANTE	295	0.72 %	0.65 %
TECHNOLOGIE	134	0.33 %	1.38 %
TELECOMMUNICATIONS	132	0.32 %	-3.13 %
AUTOMOBILES ET EQUIPEMENTIERS	125	0.30 %	1.08 %
PETROLE ET GAZ	112	0.27 %	-2.83 %
VOYAGE ET LOISIRS	37	0.09 %	0.00 %
Total	40,950	100.00 %	



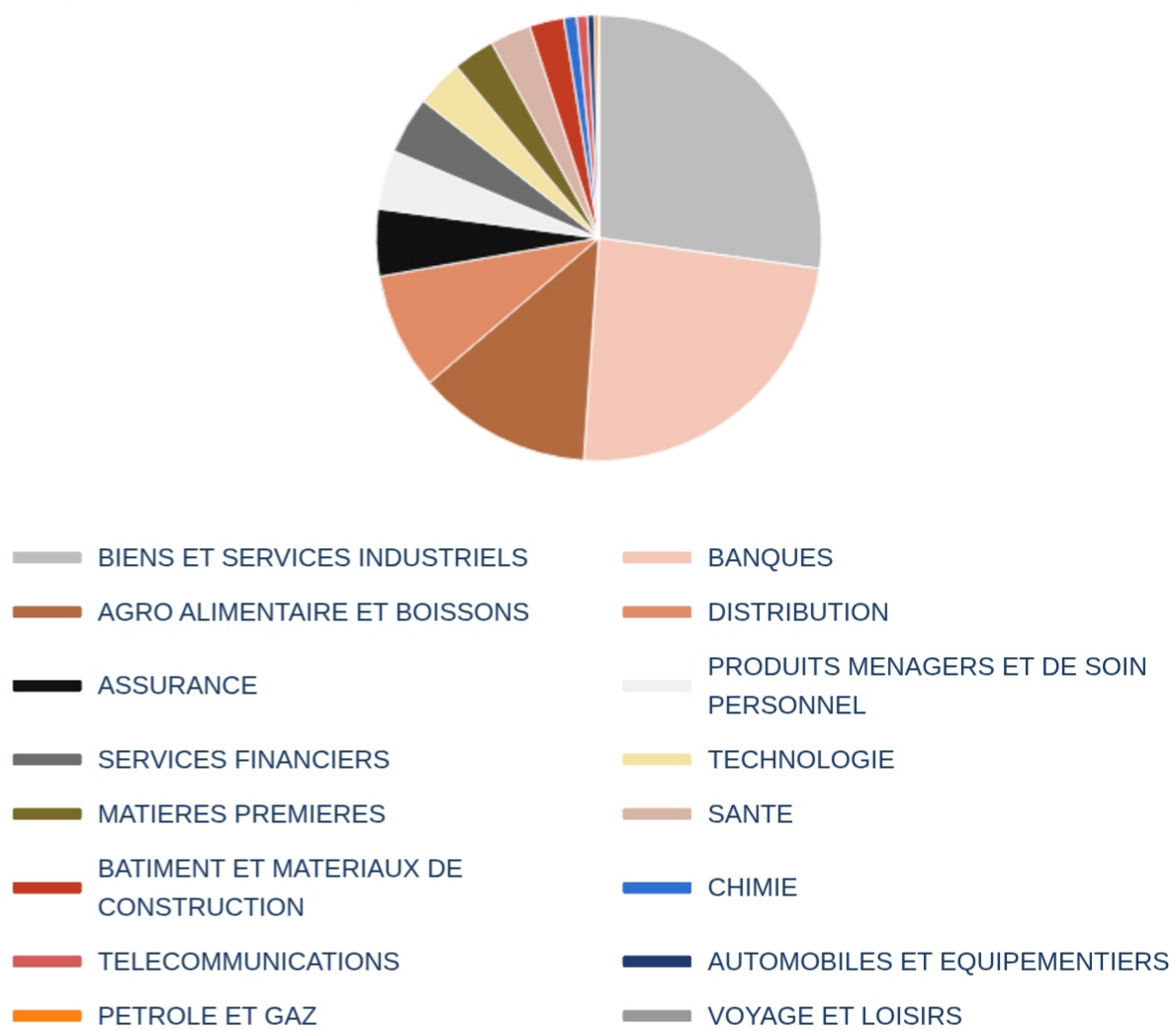
Close	Cap. Boursière en MD	En %
BIAT	5,916	14.45 %
POULINA GP HOLDING	4,680	11.43 %
SFBT	3,714	9.07 %
ATTIJARI BANK	3,459	8.45 %
AMEN BANK	2,081	5.08 %
Total	19,850	48.47 %



Activité par secteur

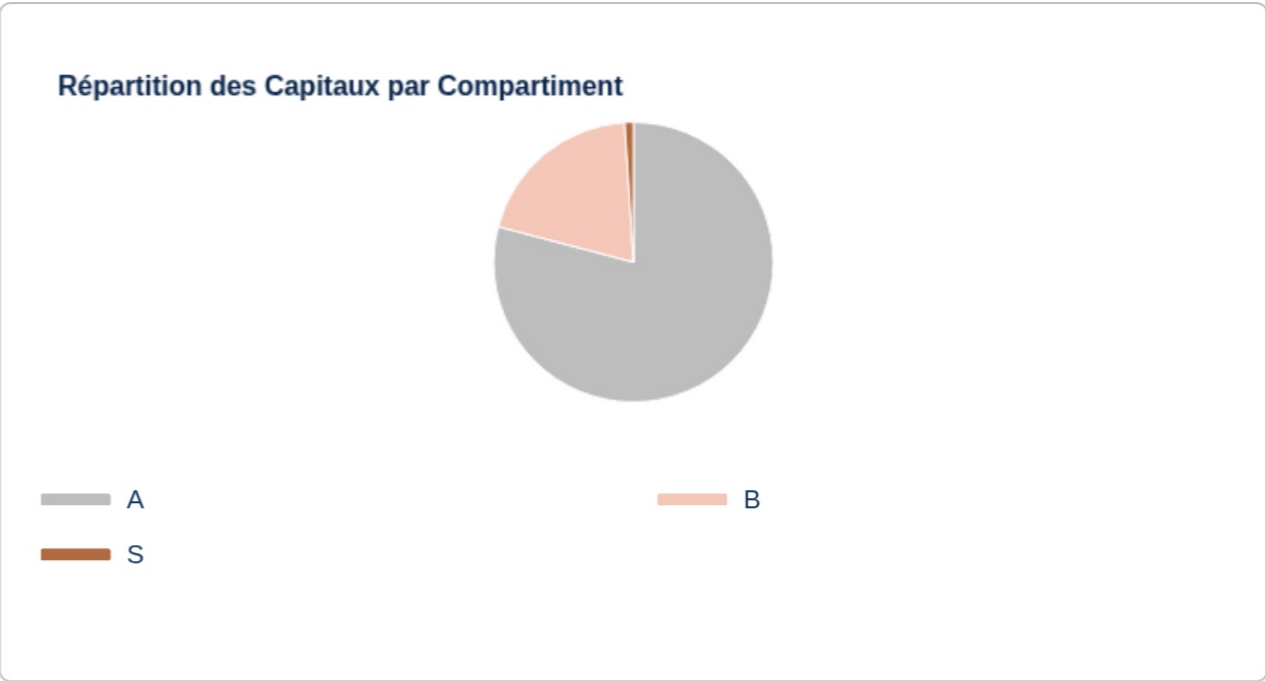
Sector	Trades	Trading volume	Trading value (TND)	Capitaux en %
BIENS ET SERVICES INDUSTRIELS	27,210	25,292,493	309,171,003	27.19 %
BANQUES	52,040	15,574,642	271,675,230	23.89 %
AGRO ALIMENTAIRE ET BOISSONS	29,320	8,654,567	144,014,564	12.67 %
DISTRIBUTION	16,596	6,254,507	96,400,549	8.48 %
ASSURANCE	13,930	3,905,231	55,367,910	4.87 %
PRODUITS MENAGERS ET DE SOIN PERSONNEL	21,425	5,707,018	48,775,741	4.29 %
SERVICES FINANCIERS	11,576	2,320,516	47,266,823	4.16 %
TECHNOLOGIE	6,825	4,078,329	38,965,480	3.43 %
MATIERES PREMIERES	10,986	3,028,239	34,392,970	3.02 %
SANTE	8,001	3,624,740	33,796,514	2.97 %
BATIMENT ET MATERIAUX DE CONSTRUCTION	17,559	14,494,916	28,446,878	2.50 %
CHIMIE	4,396	121,217	10,539,060	0.93 %
TELECOMMUNICATIONS	6,011	3,830,380	8,777,601	0.77 %
AUTOMOBILES ET EQUIPEMENTIERS	2,716	1,788,468	5,749,446	0.51 %
PETROLE ET GAZ	1,343	133,483	3,328,739	0.29 %
VOYAGE ET LOISIRS	754	888,611	303,589	0.03 %
Total	230,688	99,697,357	1,136,972,096	100.00 %

Répartition des Capitaux par Secteur

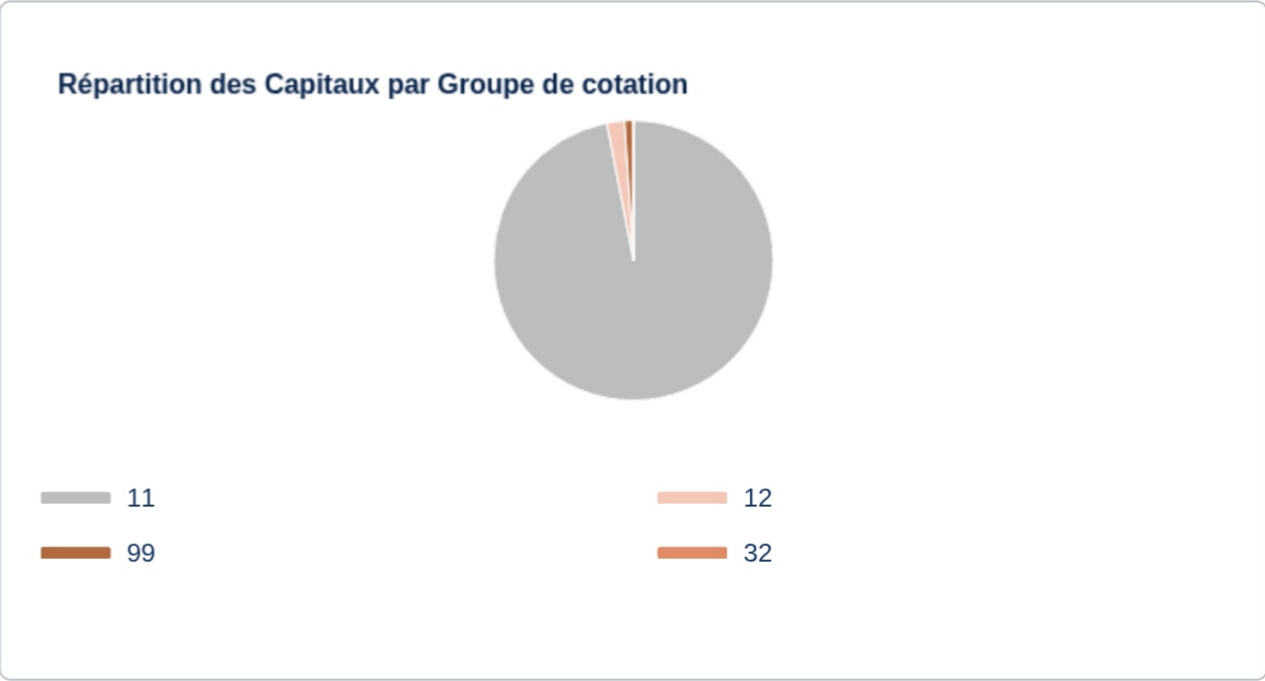


Par compartiment & Groupe de cotation

Compartiment	Trades	Trading volume	Trading value (TND)	Capitaux en %
A	158,355	70,095,415	899,237,648	79.09 %
B	63,843	20,156,900	226,374,207	19.91 %
S	8,490	9,445,042	11,360,240	1.00 %
Total	230,688	99,697,357	1,136,972,096	100.00 %



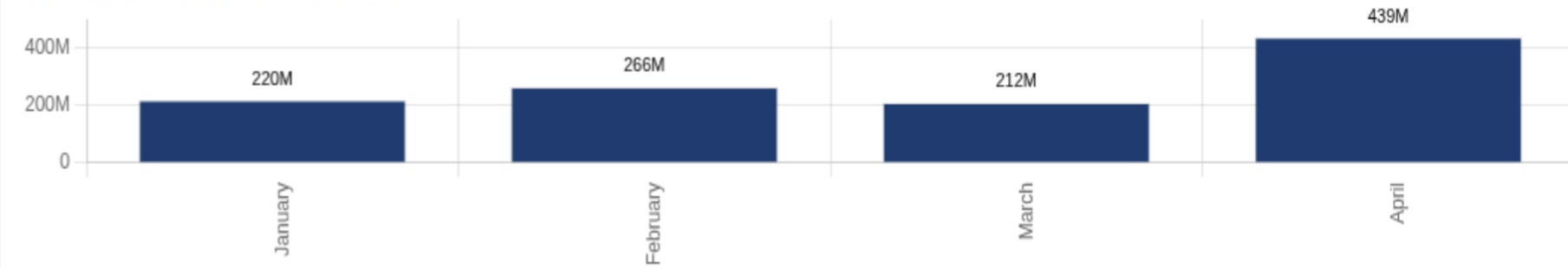
Trading Group	Trades	Trading volume	Trading value (TND)	Capitaux en %
11	212,787	88,220,489	1,102,329,230	96.95 %
12	5,858	1,997,060	23,072,177	2.03 %
99	8,349	9,444,420	11,355,861	1.00 %
32	3,694	35,388	214,828	0.02 %
Total	230,688	99,697,357	1,136,972,096	100.00 %



Evolution mensuelle des capitaux traités

Months	Trades	Trading volume	Trading value (TND)	Capitaux en %
January	65,451	22,655,830	219,882,904	19.34 %
February	51,872	19,595,841	265,912,216	23.39 %
March	56,293	19,512,185	211,685,738	18.62 %
April	57,072	37,933,501	439,491,238	38.65 %
TOTAL	230,688	99,697,357	1,136,972,096	100.00 %

Capitaux traités sur la cote de la bourse



Achat

Months	Liquidity Contract	Foreign	Managed Foreign	Market Maker	Undertakings for collective investment	House	Managed client	Client	Total
January	357,291	5,865,195	86,909		39,720,950	2,089,700	27,643,306	144,119,552	219,882,904
February	119,160	2,790,003	12,834		41,701,853	4,939,271	18,888,468	197,460,626	265,912,216
March	508,428	5,686,372	14,758		48,346,467	13,322,224	22,258,374	121,549,116	211,685,738
April	747,296	211,587,296	19,816		45,929,415	829,417	25,397,135	154,980,863	439,491,238
Total	1,732,175	225,928,866	134,317		175,698,686	21,180,612	94,187,283	618,110,157	1,136,972,096

Vente

Months	Liquidity Contract	Foreign	Managed Foreign	Market Maker	Undertakings for collective investment	House	Managed client	Client	Total
January	437,318	641,174	22,682		35,671,117	532,921	26,363,928	156,213,763	219,882,904
February	2,253,002	319,932	2,994		28,168,288	2,921,846	24,090,553	208,155,601	265,912,216
March	1,513,763	1,167,049	9,788		24,063,879	14,036,657	20,061,777	150,832,827	211,685,738
April	1,063,919	1,608,790	46,521		29,908,309	2,199,194	19,589,836	385,074,668	439,491,238
Total	5,268,003	3,736,945	81,985		117,811,594	19,690,618	90,106,094	900,276,858	1,136,972,096

Marché de Bloc

Months	Foreign	House	T.Libre	Total
January			4,345,300	4,345,300
February			67,271,000	67,271,000
March		11,443,526		11,443,526
April	210,984,361		23,047,250	234,031,611
Total	210,984,361	11,443,526	94,663,550	317,091,437

Marché de Bloc

Months	Foreign	House	T.Libre	Total
January			4,345,300	4,345,300
February			67,271,000	67,271,000
March		11,443,526		11,443,526
April	234,031,611			234,031,611
Total		11,443,526	305,647,911	317,091,437

Trades	Trading volume	Trading value (TND)
252	704,778	129,744,023

Type d'émetteur

Type d'émetteur	Trades	Trading volume	Trading value (TND)	Capitaux en %
Treasury	219	638,633	124,589,530	96.03 %
Corporate	33	66,145	5,154,493	3.97 %
Total	252	704,778	129,744,023	100.00 %



Achat

Category	Trades	Trading volume	Trading value (TND)	Capitaux en %
House	28	86,744	92,058,054	70.95 %
Undertakin collective investment	156	579,384	36,991,368	28.51 %
Managed client	43	14,403	384,269	0.30 %
Client	25	24,247	310,331	0.24 %
Liquidity Contract	0	0	0	0.00 %
Managed Foreign	0	0	0	0.00 %
Foreign	0	0	0	0.00 %
Market Maker	0	0	0	0.00 %
Total	252	704,778	129,744,023	100.00 %

Vente

Category	Trades	Trading volume	Trading value (TND)	Capitaux en %
Undertakin collective investment	78	303,596	118,199,325	91.10 %
House	1	70,000	7,192,299	5.54 %
Managed client	59	247,788	3,370,405	2.60 %
Client	114	83,394	981,994	0.76 %
Liquidity Contract	0	0	0	0.00 %
Managed Foreign	0	0	0	0.00 %
Foreign	0	0	0	0.00 %
Market Maker	0	0	0	0.00 %
Total	252	704,778	129,744,023	100.00 %

Cotation Électronique

Trades	Trading volume	Trading value (TND)
48	3,446	33,077

Répartition par catégorie de donneurs d'ordres

Achat	Trades	Trading volume	Trading value (TND)	Capitaux en %
Client	48	3,446	33,077	100.00 %
Total	48	3,446	33,077	100.00 %

Vente	Trades	Trading volume	Trading value (TND)	Capitaux en %
Client	46	3,246	31,077	93.95 %
Managed client	2	200	2,000	6.05 %
Total	48	3,446	33,077	100.00 %

Cotation sur Panneaux : Les enchères

Trades	Trading volume	Trading value (TND)
25	14,623	563,742

Répartition par catégorie de donneurs d'ordres

Achat	Trades	Trading volume	Trading value (TND)	Capitaux en %
Client	25	14,623	563,742	100.00 %
Total	25	14,623	563,742	100.00 %

Vente	Trades	Trading volume	Trading value (TND)	Capitaux en %
Client	25	14,623	563,742	100.00 %
Total	25	14,623	563,742	100.00 %

Instruments – Actions

Main Market

Séance du 04/22/2026																				Année 2026									
Secteur / Valeur	Code ISIN	MNEMO	Compa	Grp	Mode cc	Titres Admis	Cap.B en MD	Cap.B en %	Ech. bloc	Qté bloc	Cap. bloc TND	Echanges	Quantité	Cap. en TND	Clôture	Var Jour	Indic.	VWAP veille	VWAP	Var VWAP	Ouvert.	Rdt Annuel	Ech. bloc	Qté bloc	Cap. bloc TND	Echanges	Quantité	Cap. en TND	
Automobiles & Parts																													
ASSAD	TN0007140015	ASSAD	S	99	Fixing	38,008,823	239.90	0.59%	-	-	-	52	29,267	89,458															
EURO-CYCLES	TN0007570013	ECYCL	B	11	Continu	9,801,000	115.16	0.28%	-	-	-	-	-	-	11.750	-5.92%	B	12.442	0.000										
STIP	TN0005030010	STIP	S	99	Fixing	4,207,823	52.26	0.13%	-	-	-	3	114	1,416	12.420	3.50%		12.000	12.420	3.50%	3.530	251.84%	-	-	-				
Banks																													
AMEN BANK	TN0003400058	AB	A	11	Continu	34,920,000	2,081.23	5.08%	-	-	-	158	34,008	2,014,873	59.600	-0.67%		59.967	59.247	-1.20%	50.000	19.20%	-	-	-				
ATTIJARI BANK	TN0001600154	TJARI	A	11	Continu	50,000,000	3,459.00	8.45%	-	-	-	64	2,807	193,752	69.180	-0.87%		69.371	69.025	-0.50%	66.890	9.70%	-	-	-				
BH BANK	TN0001900604	BH	A	11	Continu	47,600,000	488.85	1.19%	-	-	-	-	-	-	10.270	0.00%	NC	10.088	0.000		10.300	-0.29%	-	-	-				
BIAT	TN0001800457	BIAT	A	11	Continu	40,800,000	5,916.00	14.45%	-	-	-	27	1,502	218,009	145.000	-0.14%		144.465	145.146	0.47%	111.000	30.63%	-	-	-				
BNA	TN0003100609	BNA	A	11	Continu	64,000,000	979.20	2.39%	-	-	-	98	24,848	380,519	15.300	0.66%		15.303	15.314	0.07%	12.070	26.76%	-	-	-				
BT	TN0002200053	BT	A	11	Continu	270,000,000	1,857.60	4.54%	-	-	-	73	45,020	308,641	6.880	-1.01%		6.936	6.856	-1.16%	6.400	7.50%	-	-	-				
BTE (ADP)	TN0001300557	BTE	B	12	Fixing	1,000,000	5.23	0.01%	-	-	-	-	-	-	5.230	4.39%	H	0.000	0.000		3.500	49.43%	-	-	-				
STB	TN0002600955	STB	A	11	Continu	155,375,000	708.51	1.73%	-	-	-	51	25,013	112,977	4.560	-0.22%		4.513	4.517	0.08%	4.090	11.49%	-	-	-				
UBCI	TN0002400505	UBCI	A	12	Fixing	20,001,529	712.05	1.74%	-	-	-	3	60	2,136	35.600	1.69%		35.010	35.600	1.69%	33.800	5.33%	-	-	-				
UIB	TN0003900107	UIB	A	11	Continu	32,560,000	885.63	2.16%	-	-	-	6	710	19,182	27.200	0.74%		27.000	27.017	0.06%	24.850	9.46%	-	-	-				
WIFAK INTERNATIONAL BANK	TN0007200017	WIFAK	A	12	Fixing	30,000,000	246.60	0.60%	-	-	-	7	730	6,015	8.220	2.75%		8.000	8.239	2.99%	7.700	6.75%	-	-	-				
Basic materials																													
SOTIPAPIER	TN0007630015	STPAP	B	11	Continu	28,184,091	91.32	0.22%	-	-	-	30	3,564	11,537	3.240	-0.31%		3.267	3.237	-0.92%	2.780	16.55%	-	-	-				
TPR	TN0007270010	TPR	A	11	Continu	50,000,000	630.00	1.54%	-	-	-	154	69,443	875,133	12.600	-0.71%		12.614	12.602	-0.09%	11.500	9.57%	6	557,394	6,811,300	8,218	2,586,505	33,200,205	
Chemicals																													
AIR LIQUIDE TUNISIE	TN0002300358	AL	S	99	Fixing	1,637,504	293.28	0.72%	-	-	-	3	14	2,507	179.100	0.00%		179.100	179.100	0.00%	150.050	19.36%	-	-	-				
ALKIMIA	TN0003800703	ALKIM	S	99	Fixing	3,947,253	48.12	0.12%	-	-	-	1	100	1,371	13.710	0.00%		0.000	13.710	0.00%	13.100	4.66%	-	-	-				
Industries Chimiques du Fluor	TN0003200755	ICF	B	11	Continu	2,100,000	185.85	0.45%	-	-	-	91	2,135	187,700	88.500	-4.22%		90.632	87.916	-3.00%	84.600	4.61%	-	-	-				
Construction & Materials																													
CARTHAGE CEMENT	TN0007400013	CC	A	11	Continu	343,624,940	680.38	1.66%	-	-	-	138	172,864	343,649	1.980	0.51%		1.960	1.988	1.43%	1.880	5.32%	-	-	-				
CIMENTS DE BIZERTE	TN0007350010	SCB	B	12	Fixing	44,047,290	34.80	0.09%	-	-	-	16	4,675	3,693	0.790	0.00%		0.790	0.790	0.00%	0.550	43.64%	-	-	-				
ESSOUKNA	TN0007210016	SOKNA	B	11	Continu	5,050,500	19.95	0.05%	-	-	-	102	16,580	64,111	3.950	-2.71%		4.054	3.867	-4.62%	3.300	19.70%	-	-	-				
MPBS	TN0007620016	MPBS	B	11	Continu	20,668,860	179.82	0.44%	-	-	-	57	5,352	45,640	8.700	1.87%		8.487	8.528	0.48%	8.790	-1.02%	-	-	-				
SANIMED	TN0007730013	SMD	S	99	Fixing	19,971,000	10.19	0.03%	-	-	-	-	-	-	0.510	-3.77%	B	0.530	0.000		0.570	-10.53%	-	-	-				
SIMPAR	TN0004000055	SIMPA	B	12	Fixing	1,100,000	37.84	0.09%	-	-	-	1	6	206	34.400	-4.18%		35.900	34.400	-4.18%	35.890	-4.15%	-	-	-				
SITS	TN0007180011	SITS	B	12	Fixing	15,600,000	55.38	0.14%	-	-	-	-	-	-	3.550	0.00%	NC	0.000	0.000		3.110	14.15%	-	-	-				
SOMOCER	TN0006780019	SOMOC	S	99	Fixing	40,656,000	31.31	0.08%	-	-	-	22	22,159	17,062	0.770	2.67%		0.750	0.770	2.67%	0.440	75.00%	-	-	-				
SOTEMAIL	TN0007600018	SOTEM	S	99	Fixing	34,513,514	103.54	0.25%	-	-	-	-	-	-	3.000	0.00%	NC	0.000	0.000		3.000	0.00%	-	-	-				
Financial Services																													
ATL	TN0004700100	ATL	B	11	Continu	32,500,000	281.13	0.69%	-	-	-	25	2,247	19,435	8.650	1.05%		8.347	8.649	3.62%	6.100	41.80%	-	-	-				
ATTIJARI LEASING	TN0006610018	TJL	B	11	Continu	2,750,000	96.53	0.24%	-	-	-	-	-	-	35.100	0.00%	NC	35.004	0.000		29.250	20.00%	-	-	-				
BEST LEASE	TN0007580012	BL	B	12	Fixing	30,000,000	78.00	0.19%	-	-	-	1	1	3	2.600	-2.26%		2.660	2.600	-2.26%	2.200	18.18%	-	-	-				
BH LEASING	TN0006720049	BHL	B	12	Fixing	7,000,000	25.55	0.06%	-	-	-	-	-	-	3.650	0.00%	NC	3.650	0.000		3.970	-8.06%	-	-	-				
CIL	TN0004200853	CIL	B	11	Continu	7,000,000	230.30	0.56%	-	-	-	60	6,809	223,904	32.900	-1.79%		35.378	32.884	-7.05%	28.250	24.96%	-	-	-				
HANNIBAL LEASE	TN0007310139	HL	B	12	Fixing	11,000,000	82.50	0.20%	-	-	-	2	405	3,038	7.500	0.00%		7.500	7.500	0.00%	7.600	-1.32%	-	-	-				
PLACEMENT DE TUNISIE -SICAF	TN0002500650	PLTU	B	12	Fixing	1,000,000	41.81	0.10%	-	-	-	-	-	-	41.810	0.00%	NC	0.000	0.000		41.800	0.02%	-	-	-				
SPDIT - SICAF	TN0001400704	SPDIT	A	11	Continu	28,000,000	413.00	1.01%	-	-	-	1	210	3,098	14.750	0.00%		14.750	14.750	0.00%	12.700	16.14%	-	-	-				
TUNINVEST-SICAR	TN0004100202	TINV	B	12	Fixing	966,000	41.50	0.10%	-	-	-	23	1,825	80,085	42.960	-4.49%		44.980	43.882	-2.44%	42.000	2.29%	-	-	-				
TUNISIE LEASING ET FACTORING	TN0002100907	TLS	A	11	Continu	10,800,000	415.80	1.02%	-	-	-	82	6,346	244,134	38.500	1.32%		38.516	38.471	-0.12%	32.750	17.56%	1	60,000	2,484,000	3,852	489,330	18,451,136	
Food & Beverage																													
DELICE HOLDING	TN0007670011	DH	A	11	Continu	109,814,524	1,881.12	4.59%	-	-	-	98	11,452	196,703	17.130	-1.44%		17.248	17.176	-0.42%	12.900	32.79%	2	177,200	2,667,746	7,751	1,659,391	25,068,885	
LAND OR	TN0007510019	LNDOR	B	11	Continu	13,784,285	219.03	0.54%	-	-	-	25	12,649	198,154	15.890	-0.06%		15.822	15.666	-0.99%	14.700	8.10%	1	312,500	5,468,750	2,396	919,843	14,903,067	
POULINA GROUP HOLDING	TN0005700018	PGH	A	11	Continu	180,003,600	4,680.09	11.43%	-	-	-	173	21,287	548,424	26.000	0.39%		25.813	25.763	-0.19%	18.500	40.54%	1	55,000	1,122,000	11,426	2,644,499	58,403,556	
SFBT	TN0001100254	SFBT	A	11	Continu	268,125,000	3,713.53	9.07%	-	-	-	75	62,274	857,687	13.850	-0.72%		13.951	13.773	-1.28%	12.600	9.92%	-	-	-				
SOTUVER	TN0006560015	SOTUV	A	11	Continu	39,254,475	785.09	1.92%	-	-	-	377	97,484	1,929,658	20.000	0.50%		19.744	19.795	0.26%	13.700	45.99%	6	16,334,636	213,137,161	9,690	19,044,404	256,671,362	
Health Care																													
SIPHAT	TN0006670012	SIPHA	S	99	Fixing	1,800,000	7.22	0.02%	-	-	-																		

NEW BODY LINE	TN0007540016	NBL	B	11	Continu	4,250,400	18.45	0.05%	-	-	-	13	4,723	20,451	4,340	-0.23%	4,340	4,330	-0.23%	4,050	7.16%	-	-	-	844	195,105	756,236		
OFFICE PLAST	TN0007700016	PLAST	B	11	Continu	14,662,164	28.30	0.07%	-	-	-	69	22,528	43,299	1,930	-1.53%	1,929	1,922	-0.36%	1,910	1.05%	-	-	-	3,974	1,738,471	3,594,485		
Société d'Articles Hygiéniques	TN0007610017	SAH	A	11	Continu	84,015,979	1,188.83	2.90%	-	-	-	81	15,942	226,517	14,150	-1.67%	14,426	14,209	-1.51%	13,900	1.80%	1	423,500	6,352,500	7,925	2,372,861	33,678,203		
Retail						194,111,628	2,352.92	5.75%	-	-	-	274	38,693	382,431										1	2,975,000	63,665,000	16,488	6,254,262	96,399,747
ARTES	TN0007300015	ARTES	A	11	Continu	38,250,000	483.86	1.18%	-	-	-	66	8,099	102,164	12,650	-2.24%	12,839	12,614	-1.75%	11,500	10.00%	-	-	-	2,852	409,619	5,465,904		
CELLCOM	TN0007590011	CELL	B	11	Continu	4,461,532	11.15	0.03%	-	-	-	69	17,248	43,122	2,500	-5.66% B	2,555	2,500	-2.15%	3,320	-24.70%	-	-	-	3,078	605,587	1,603,292		
CITY CARS	TN0007550015	CITY	A	11	Continu	18,000,000	387.00	0.95%	-	-	-	58	3,199	68,425	21,500	-1.47%	21,824	21,390	-1.99%	19,700	9.14%	-	-	-	2,837	320,348	7,717,693		
ENNAKL AUTOMOBILES	TN0007410012	NAKL	A	11	Continu	30,000,000	519.00	1.27%	-	-	-	16	1,596	27,731	17,300	-0.57%	17,384	17,375	-0.05%	15,080	14.72%	-	-	-	1,527	208,193	3,511,744		
MAGASIN GENERAL	TN0006440010	MAG	B	12	Fixing	15,777,070	185.22	0.45%	-	-	-	2	350	3,955	11,740	4.45% H	0,000	11,300	0.00%	9,850	19.19%	-	-	-	114	7,988	80,766		
MONOPRIX	TN0001000108	MNP	B	12	Fixing	25,345,736	228.11	0.56%	-	-	-	8	3,500	31,500	9,000	-1.10%	9,100	9,000	-1.10%	6,090	47.78%	-	-	-	670	245,725	1,942,964		
SMART TUNISIE	TNQPQXRODTH8	SMART	B	11	Continu	10,123,443	259.16	0.63%	-	-	-	22	2,768	70,582	25,600	1.19%	25,320	25,499	0.71%	19,500	31.28%	1	2,975,000	63,665,000	1,667	3,220,870	68,788,097		
SOTUMAG	TN0006580013	MGR	B	11	Continu	13,200,000	135.96	0.33%	-	-	-	17	1,651	16,996	10,300	0.19%	10,106	10,294	1.86%	8,900	15.73%	-	-	-	762	127,088	1,218,676		
Société Tunisienne de l'Automobile	TNNGTFLC2986	STA	B	11	Continu	2,000,000	127.56	0.31%	-	-	-	16	282	17,956	63,780	1.88%	62,422	63,674	2.01%	37,440	70.35%	-	-	-	2,622	98,164	5,534,108		
UADH	TN0007690019	UADH	S	99	Fixing	36,953,847	15.89	0.04%	-	-	-	-	-	-	0,430	0.00% S	0,000	0,000		0,600	-28.33%	-	-	-	359	1,010,680	536,502		
SANTE						32,000,000	288.00	0.70%	-	-	-	166	52,138	468,797										1	1,122,600	11,226,000	7,931	3,616,695	33,787,734
UNIMED	TN0007720014	UMED	A	11	Continu	32,000,000	288.00	0.70%	-	-	-	166	52,138	468,797	9,000	0.67%	8,880	8,991	1.26%	9,450	-4.76%	1	1,122,600	11,226,000	7,931	3,616,695	33,787,734		
Technology						14,354,134	133.74	0.33%	-	-	-	528	345,845	3,794,357													6,817	4,078,301	38,965,457
AETECH	TN0007500010	AETEC	S	99	Fixing	2,223,334	0.91	0.00%	-	-	-	-	-	-	0,410	0.00% S	0,000	0,000		0,320	28.13%	-	-	-	20	11,728	4,568		
TELNET HOLDING	TN0007440019	TLNET	B	11	Continu	12,130,800	132.83	0.32%	-	-	-	528	345,845	3,794,357	10,950	1.39%	10,686	10,971	2.67%	6,840	60.09%	-	-	-	6,797	4,066,573	38,960,889		
Telecommunications						112,636,800	131.83	0.32%	-	-	-	104	41,621	349,695													6,009	3,830,371	8,777,595
SOTETEL	TN0006530018	SOTET	B	11	Continu	4,636,800	38.95	0.10%	-	-	-	104	41,621	349,695	8,400	0.00%	8,402	8,402	0.00%	5,210	61.23%	-	-	-	4,014	884,897	6,362,724		
TAWASOL GROUP HOLDING	TN0007650013	TGH	S	99	Fixing	108,000,000	92.88	0.23%	-	-	-	-	-	-	0,860	-4.44% B	0,900	0,000		0,800	7.50%	-	-	-	1,995	2,945,474	2,414,871		
Travel & Leisure						106,199,280	37.17	0.09%	-	-	-	82	156,051	54,618													733	888,477	303,586
TUNISAIR	TN0001200401	TAIR	S	99	Fixing	106,199,280	37.17	0.09%	-	-	-	82	156,051	54,618	0,350	0.00%	0,350	0,350	0.00%	0,340	2.94%	-	-	-	733	888,477	303,586		
TOTAL						3,063,013,649	40,950.04	100.00%	0	0	0	4,078	1,705,982	17,889,844									24	22,301,830	317,091,437	226,994	99,661,969	1,136,757,268	

Instruments – Lignes secondaires

Main Market

Séance du 04/22/2026

Année 2026

Secteur / Emetteur / Valeur	ISIN code	Mnemonic	Groupe	Trades	Trading volume	Trading value (TND)	Dernier cours	Indicateur	Trades	Trading volume	Trading value (TND)	
Food & Beverage												
POULINA GROUP HOLDING												
PGH Da 2/25 230611	TN0005700034	PGH11		32 -	-	-	-		NC	11	64	101
SFBT												
SFBT (Da 1/2) 2001	TN0001100304	SFBT1		32 -	-	-	-		NC	1	1	62
SFBT (Da 1/6)	TN0001100288	SFB99		32 -	-	-	-		NC -	-	-	
SFBT (Da 1/7)	TN0001100296	SFB00		32 -	-	-	-		NC -	-	-	
SFBT Da 1/12 2006	TN0001100320	SFB06		32 -	-	-	-		NC -	-	-	
SFBT DA 1/4 200720	TN0001100460	SFB20		32	2	93	373	4.010		36	138	511
SFBT DA 1/4 300418	TN0001100445	SFB18		32 -	-	-	-		NC	14	21	111
SFBT DA 1/5 130519	TN0001100452	SFB19		32 -	-	-	-		NC	43	75	231
SFBT DA 1/6 120515	TN0001100411	SFB15		32 -	-	-	-		NC	9	35	90
SFBT DA 1/7 040516	TN0001100429	SFB16		32 -	-	-	-		NC	8	18	82
SFBT DA 1/8 200514	TN0001100403	SFB14		32 -	-	-	-		NC	7	14	71
SFBT DA1/10 040517	TN0001100437	SFB17		32 -	-	-	-		NC	9	25	76
SFBT DA1/12 280524	TN3022JYH65	SFB24		32	5	19	21	1.100		324	1,551	1,533
SFBT Da1/19 280513	TN0001100387	SFB13		32 -	-	-	-		NC	2	40	100
SFBT Da10/66 03712	TN0001100361	SFB12		32 -	-	-	-		NC	11	166	148
SFBT DA2007 1/13	TN0001100338	SFB07		32 -	-	-	-		NC	8	19	66
SFBT Da5/56 120510	TN0001100346	SFB10		32 -	-	-	-		NC	4	29	160
SFBT Da5/61 300311	TN0001100353	SFB11		32 -	-	-	-		NC	2	11	53
SFBT Da1/2(11/4/02)	TN0001100312	SFB02		32 -	-	-	-		NC -	-	-	
LAND OR												
LNDOR DA1/32 80617	TN0007510035	LND17		32 -	-	-	-		NC	12	106	47
Insurance												
BNA ASSURANCES												
AMI DA 1/4 110817	TN0007680044	AMI17		32 -	-	-	-		NC	3	3	2
AMI DA27/35 241120	TN0007680051	AMI20		32 -	-	-	-		NC	17	95	173
ASTREE												
AST DA 1/2 140817	TN0003000528	AST17		32 -	-	-	-		NC -	-	-	
STAR												
STAR DA 7/6 221225	TNI7FVNGCJ77	STAR5		32	4	5	225	45.000		257	1,827	124,891
Automobiles & Parts												
ASSAD												
ASS Da 1/10 020610	TN0007140056	ASS10		32 -	-	-	-		NC	2	8	6
ASS Da 1/22 200611	TN0007140064	ASS11		32 -	-	-	-		NC	2	14	4
ASS Da 1/23 010812	TN0007140072	ASS12		32 -	-	-	-		NC	5	20	4
ASSAD Da1/4 150609	TN0007140049	ASS09		32 -	-	-	-		NC -	-	-	
ASSDa1/9(01/07/05)	TN0007140031	ASSDA		32 -	-	-	-		NC -	-	-	
STIP												
STIP Da1/10 0703	TN0005030028	STIP3		32 -	-	-	-		NC -	-	-	
Banks												
AMEN BANK												
AB Da 1/10 110613	TN0003400454	AB13		32 -	-	-	-		NC	1	1	9
AB Da 1/27	TN0003400207	ABA38		32 -	-	-	-		NC	6	43	184
AB DA 1/7 12102023	TNMY01P21QP7	AB23		32 -	-	-	-		NC	9	14	266
AB DA 2/13 281024	TN66JFM5A518	AB24		32 -	-	-	-		NC	126	506	4,165
AB Da 26 3/37	TN0003400108	AB26		32 -	-	-	-		NC -	-	-	
AB Da 29 3/40	TN0003400116	AB29		32 -	-	-	-		NC -	-	-	
AB Da 3/37 281209	TN0003400371	ABDA9		32 -	-	-	-		NC -	-	-	
AB Da 34 2/59	TN0003400157	AB34		32 -	-	-	-		NC -	-	-	
AB DA1/24 01082016	TN0003400512	AB16		32 -	-	-	-		NC	9	42	143
AB DA1/25 300617	TN0003400579	AB17		32 -	-	-	-		NC	4	12	125
ABDA 1/14 11122007	TN0003400272	ABDA7		32 -	-	-	-		NC -	-	-	
ATB												
ATB Da 1/10 151208	TN0003600517	ATB08		32 -	-	-	-		NC -	-	-	
ATB Da 1/16 161210	TN0003600616	ATB10		32 -	-	-	-		NC	5	41	9
ATBDA1/7 09/11/05	TN0003600434	ATBDA		32 -	-	-	-		NC -	-	-	
ATTIJARI BANK												
TJARI - Da39	TN0001600261	TJA39		32 -	-	-	-		NC -	-	-	
TJARI - (Da)	TN0001600162	TJADA		32 -	-	-	-		NC	2	15	89
TJARIDA1/40 250518	TN0001600501	TJA18		32 -	-	-	-		NC	41	1,031	6,244
TJARIDA4/21 300425	TN823JXM7T75	TJA25		32 -	-	-	-		NC	413	2,399	30,627
BT												
BQ DE TSIE - Da	TN0002200103	BTDA		32 -	-	-	-		NC	1	8	38
BT Da 1/2 10/06/09	TN0002200327	BTDA9		32 -	-	-	-		NC	3	11	45
BT Da 1/2 23052006	TN0002200319	BTDA6		32 -	-	-	-		NC -	-	-	
BT Da 1/3 280613	TN0002200335	BT13		32 -	-	-	-		NC	11	64	55

BT DA 1/4 04052018	TN0002200350	BT18	32	-	-	-	-	NC	13	24	55
BT DA 1/5 03062016	TN0002200343	BT16	32	-	-	-	-	NC	9	15	32
BT DA 1/5 10052022	TNYHLWKDE9D7	BT22	32	-	1	2	2	1.230	42	86	108
Bt Da 3/10 170599	TN0002200210	BT149	32	-	-	-	-	NC	3	9	127
BTDa17(3/12/01)	TN0002200251	BT154	32	-	-	-	-	NC	3	11	67
BIAT											
BIAT DA1/20 290620	TN0001800622	BIA20	32	-	-	-	-	NC	39	197	1,453
BIAT DA1/7 291124	TNK63RI7BF70	BIA24	32	-	6	10	192	19.190	305	750	14,192
BIAT Da32 4/60	TN0001800465	BIA32	32	-	-	-	-	NC	-	-	-
BIAT Da36 1/24	TN0001800507	BIA36	32	-	-	-	-	NC	3	7	6
BNA											
BNA Da 1/10 040509	TN0003100633	BNA09	32	-	-	-	-	NC	5	8	14
BNA DA 1/10 200618	TN0003100740	BNA18	32	-	-	-	-	NC	25	78	109
BNA DA 1/55 150419	TN0003100815	BNA19	32	-	-	-	-	NC	33	627	99
BH BANK											
BH Da 1/20 150999	TN0001900679	BH12	32	-	-	-	-	NC	-	-	-
BH DA 1/3 270715	TN0001900901	BH15	32	-	-	-	-	NC	5	8	38
BH DA 1/5 171117	TN0001900992	BH17	32	-	-	-	-	NC	6	11	23
BH Da1/25 14022000	TN0001900711	BH14	32	-	-	-	-	NC	-	-	-
BHDA 1/15 28052007	TN0001900778	BHDA7	32	-	-	-	-	NC	1	2	3
BQ HABITAT (Da)	TN0001900612	BHDA	32	-	-	-	-	NC	-	-	-
UBCI											
UBCI Da 1/2 150710	TN0002400653	UBC10	32	-	-	-	-	NC	2	2	45
UBCI Da 1/6 010900	TN0002400570	UBC00	32	-	-	-	-	NC	1	1	15
UBCI Da 3/7 010704	TN0002400646	UBC04	32	-	-	-	-	NC	-	-	-
UBCI Da8/33 141013	TN0002400695	UBC13	32	-	-	-	-	NC	27	256	2,228
WIFAK INTERNATIONAL BANK											
WIFAK DA1/2 121015	TN0007200132	WIF15	32	-	-	-	-	NC	3	3	6
Construction & Materials											
MPBS											
MPBS DA1/10 070717	TN0007620032	MPB17	32	-	-	-	-	NC	1	2	2
MPBS DA1/10 100719	TN0007620057	MPB19	32	-	-	-	-	NC	4	11	9
MPBS DA1/17 100820	TN0007620065	MPB20	32	-	-	-	-	NC	16	44	18
MPBS DA1/20 050718	TN0007620040	MPB18	32	-	-	-	-	NC	3	35	15
CARTHAGE CEMENT											
CC Da 1/52 201210	TN0007400039	CC10	32	-	-	-	-	NC	5	31	-
ESSOUKNA											
SOKNA Da1/5 020712	TN0007210032	SOK12	32	-	-	-	-	NC	-	-	-
SOKNA Da2/5 010714	TN0007210040	SOK14	32	-	-	-	-	NC	4	9	13
SIMPAR											
SIMPA Da1/6 010708	TN0004000105	SIM08	32	-	-	-	-	NC	1	4	38
SIMPA Da1/7 010710	TN0004000121	SIM10	32	-	-	-	-	NC	-	-	-
SIMPA Da1/8 020712	TN0004000147	SIM12	32	-	-	-	-	NC	1	1	5
SIMPA DA2/9 010714	TN0004000154	SIM14	32	-	-	-	-	NC	2	8	64
SIMPAR Da 1/5	TN0004000089	SIM01	32	-	-	-	-	NC	-	-	-
SITS											
SITSDa1/9 28/03/07	TN0007180037	SITDA	32	-	-	-	-	NC	1	14	5
SOMOCER											
SOM DA 1/23 201015	TN0006780100	SOM15	32	-	-	-	-	NC	3	14	-
SOMC Da1/10 261211	TN0006780068	SOM11	32	-	-	-	-	NC	-	-	-
SOMC Da1/45 211212	TN0006780076	SOM12	32	-	-	-	-	NC	5	65	1
SOMC Da2/35 231213	TN0006780084	SOM13	32	-	-	-	-	NC	8	62	1
SOMC DA3/37 250814	TN0006780092	SOM14	32	-	-	-	-	NC	11	74	1
SOMOC Da 1/10 0708	TN0006780043	SOMC8	32	-	-	-	-	NC	-	-	-
SOMOC Da 1/20 2007	TN0006780050	SOMC9	32	-	-	-	-	NC	-	-	-
SOMOC Da 1/7 0803	TN0006780027	SOMC3	32	-	-	-	-	NC	-	-	-
Industrial Goods & Services											
ONE TECH HOLDING											
OTH DA1/2 181121	TN7F9QE5NT90	OTH21	32	-	-	-	-	NC	9	31	132
SIAME											
SIAM DA1/10 160721	TN0006590111	SIA21	32	-	-	-	-	NC	6	18	6
SIAM Da1/25 280704	TN0006590103	SIA04	32	-	-	-	-	NC	3	7	1
SIAME Da1/10	TN0006590061	SIAM4	32	-	-	-	-	NC	3	5	2
SIAME Da1/8	TN0006590087	SIAM1	32	-	-	-	-	NC	3	7	4
SIAME Da5/11	TN0006590020	SIADA	32	-	-	-	-	NC	1	3	6
SOTUVER											
SOTUV Da1/7 180713	TN0006560155	STV13	32	-	-	-	-	NC	8	18	58
SOTUV DA3/41 10714	TN0006560189	STV14	32	-	-	-	-	NC	8	40	69
SOTUV DA7/32 91020	TN0006560247	STV20	32	-	-	-	-	NC	75	635	1,824
SOTUVER Da 1/24	TN0006560023	STVDA	32	-	-	-	-	NC	-	-	-
SOTUVER Da 3/34	TN0006560064	STV01	32	-	-	-	-	NC	-	-	-
STV Da 1/25 010700	TN0006560049	STV00	32	-	-	-	-	NC	-	-	-
STV DA 3/40 200715	TN0006560197	STV15	32	-	-	-	-	NC	9	62	107
STV Da10/31 160712	TN0006560148	STV12	32	-	-	-	-	NC	3	19	190
STV DA2/11 280722	TNXI9LTW0FO7	STV22	32	-	6	337	1,078	3.200	161	1,020	2,594
STV DA2/23 4122017	TN0006560221	STV17	32	-	-	-	-	NC	11	44	70
STV02 3/10 010102	TN0006560098	STV02	32	-	-	-	-	NC	-	-	-
Chemicals											
AIR LIQUIDE TUNISIE											

AIR LIQ Da1/4 0999	TN0002300366	ALQDA	32	-	-	-	NC	1	1	220
AIR LIQ Da1/6 0601	TN0002300374	ALQ01	32	-	-	-	NC	-	-	
AIR LIQ Da1/8 0903	TN0002300408	ALQ03	32	-	-	-	NC	4	8	480
AL Da 1/11 030908	TN0002300457	ALQ08	32	-	-	-	NC	5	8	225
AL Da 1/12 030909	TN0002300465	ALQ09	32	-	-	-	NC	6	13	327
ALQ Da 1/11 020913	TN0002300507	ALQ13	32	-	-	-	NC	1	1	26
ALQ Da 1/11 050911	TN0002300481	ALQ11	32	-	-	-	NC	5	12	316
ALQ Da 1/11 060910	TN0002300473	ALQ10	32	-	-	-	NC	3	8	209
ALQ Da 1/12 0907	TN0002300440	ALQ07	32	-	-	-	NC	5	7	234
ALQ DA 1/12 150914	TN0002300515	ALQ14	32	-	-	-	NC	4	14	256
ALQ Da 1/15 030912	TN0002300499	ALQ12	32	-	-	-	NC	2	7	133
ALQ DA 1/16 160919	TN0002300564	ALQ19	32	-	-	-	NC	-	-	
ALQ DA 1/25 070915	TN0002300523	ALQ15	32	-	-	-	NC	5	20	178
ALQ DA 1/28 050916	TN0002300531	ALQ16	32	-	-	-	NC	9	37	256
ALQ DA 1/30 161018	TN0002300556	ALQ18	32	-	-	-	NC	5	25	150
ALQ DA 1/31 250917	TN0002300549	ALQ17	32	-	-	-	NC	5	16	96
ALQ DA 1/45 201120	TN0002300572	ALQ20	32	-	-	-	NC	3	17	58
ALQ Da1/10 7/09/04	TN0002300416	ALQ04	32	-	-	-	NC	6	12	455
ALQ Da1/12 070906	TN0002300432	ALQ05	32	-	-	-	NC	3	5	173
ALQ Da1/6 (160902)	TN0002300390	ALQ02	32	-	-	-	NC	4	5	425
ALQDa1/12 06/09/05	TN0002300424	ALQ05	32	-	-	-	NC	2	3	129
ALKIMIA										
ALK Da 1/10 240603	TN0003800737	ALK03	32	-	-	-	NC	3	8	10
ALKIM Da	TN0003800711	ALKDA	32	-	-	-	NC	-	-	
ALKIM Da 04	TN0003800729	ALK04	32	-	-	-	NC	3	4	6
ALKNSLIB1/4j010123	TNPIK1R13738	ALK24	32	-	-	-	NC	-	-	
Retail										
ARTES										
ARTES Da1/4 230712	TN0007300023	ART12	32	-	-	-	NC	-	-	
ARTES Da1/5 040313	TN0007300031	ART13	32	-	-	-	NC	-	-	
CITY CARS										
CITY DA1/3 230919	TN0007550023	CTY19	32	-	-	-	NC	9	12	91
SMART TUNISIE										
SMART DA1/5 070623	TN7IDY8X60S8	SMT23	32	-	-	-	NC	31	65	247
SMART DA1/6 111124	TN7PHUMS9GW2	SMT24	32	-	-	-	NC	49	141	422
MAGASIN GENERAL										
MAG GEN Da 1/2	TN0006440028	MGDA4	32	-	-	-	NC	-	-	
MONOPRIX										
MNP Da 1/2 100611	TN0001000124	MNP11	32	-	-	-	NC	2	2	10
MNP Da 1/5 040612	TN0001000132	MNP12	32	-	-	-	NC	-	-	
MNP Da 1/5 160615	TN0001000140	MNP15	32	-	-	-	NC	15	20	21
MONOPRIX Da	TN0001000116	MNPDA	32	-	-	-	NC	2	5	12
SOTUMAG										
MGR DA 1/10 201217	TN0006580039	MGR17	32	-	-	-	NC	-	-	
MGR Da1/3 050710	TN0006580021	MGR10	32	-	-	-	NC	-	-	
MATIERES PREMIERES										
TPR										
Da TPR 11/149 2006	TN0007270036	TPR08	32	-	-	-	NC	-	-	
TPR DA 1/9 260716	TN0007270093	TPR16	32	-	-	-	NC	6	14	12
TPR Da 1/21 250612	TN0007270077	TPR12	32	-	-	-	NC	6	46	14
TPR Da 1/36 250510	TN0007270051	TPR10	32	-	-	-	NC	1	3	2
TPR Da 1/44 250613	TN0007270085	TPR13	32	-	-	-	NC	12	124	29
TPR Da 1/8 200509	TN0007270044	TPR09	32	-	-	-	NC	-	-	
TPR Da 5/37 150611	TN0007270069	TPR11	32	-	-	-	NC	2	12	27
Oil & Gas										
SOTRAPIL										
STPIL Da1/10 0703	TN0006660021	SPL13	32	-	-	-	NC	5	13	44
STPIL DA1/17 20614	TN0006660070	SPL14	32	-	-	-	NC	20	80	133
STPIL Da1/20 02712	TN0006660054	SPL12	32	-	-	-	NC	9	41	58
STPIL Da1/25301208	TN0006660047	SPL18	32	-	-	-	NC	14	115	132
STPIL Da1/33 01713	TN0006660062	SPL13	32	-	-	-	NC	18	156	140
STPIL DA1/39 01716	TN0006660096	SPL16	32	-	-	-	NC	15	156	114
STPILDA0807 1/10	TN0006660039	SPL17	32	-	-	-	NC	-	-	
STPILDA1/39 290618	TN0006660112	SPL18	32	-	-	-	NC	34	414	254
STPILDA1/56 300617	TN0006660104	SPL17	32	-	-	-	NC	23	337	145
STPL DA1/32 180615	TN0006660088	SPL15	32	-	-	-	NC	23	242	200
Personal & Household Goods										
EURO-CYCLES										
ECYC DA1/10 010719	TN0007570039	ECY19	32	-	-	-	NC	8	12	14
ECYC DA1/10 040822	TNUTSNMT2ET9	ECY22	32	-	-	-	NC	32	77	89
ECYCL DA1/2 010616	TN0007570021	ECY16	32	-	-	-	NC	2	2	18
ATELIER MEUBLE INTERIEURS										
SAM DA 1/10 280717	TN0007740020	SAM17	32	-	-	-	NC	3	5	4
SAM DA 1/5 300920	TN0007740038	SAM20	32	-	-	-	NC	1	1	1
SAM DA 8/85 241125	TNLPW5AW8TJ4	SAM25	32	-	-	-	NC	159	4,307	1,714
Société d'Articles Hygiéniques										
SAH DA 1/14 010818	TN0007610082	SAH18	32	-	-	-	NC	14	78	101
SAH DA 1/14 131217	TN0007610074	SAH73	32	-	-	-	NC	1	1	2
SAH DA 1/14 250117	TN0007610058	SAH17	32	-	-	-	NC	5	12	16

SAH DA 1/17 070717	TN0007610066	SAH72	32	-	-	-	-	NC	8	29	29
SAH DA 1/18 031218	TN0007610090	SAH82	32	-	-	-	-	NC	21	149	154
SAH DA 1/20 050914	TN0007610033	SAH42	32	-	-	-	-	NC	9	32	36
SAH DA 1/35 010823	TNG73XSR2TO7	SAH23	32	-	6	91	37	0.410	312	3,710	1,356
SAH Da 1/5 230615	TN0007610041	SAH15	32	-	-	-	-	NC	1	1	5
SAH DA 1/7 050814	TN0007610025	SAH14	32	-	-	-	-	NC	10	17	58
SAH DA1/4 22082022	TNZTIVM7NY78	SAH22	32	-	-	-	-	NC	116	569	1,695
NEW BODY LINE											
NBL DA 1/10 280717	TN0007540040	NBL17	32	-	-	-	-	NC	7	13	6
NBL Da1/45 161213	TN0007540032	NBL13	32	-	-	-	-	NC	13	166	18
OFFICE PLAST											
PLA DA3/100 231020	TN0007700065	PLA20	32	-	-	-	-	NC	12	428	7
PLA DA7/103 190721	TN0007700081	PLA21	32	-	-	-	-	NC	18	1,283	69
PLAST DA1/4 161216	TN0007700032	PLS16	32	-	-	-	-	NC	6	10	3
PLAST DA1/5 190722	TN2H8I4G16F8	PLA22	32	-	-	-	-	NC	14	341	27
Health Care											
UNITE DE FABRICATION DE MEDICAMENTS											
UMD DA11/117 40817	TN0007720030	UMD17	32	-	-	-	-	NC	22	6,770	3,566
UMED D76/509 26716	TN0007720022	UMD16	32	-	-	-	-	NC	6	100	163
Financial Services											
ATL											
ATL Da 1/5 290808	TN0004700266	ATL08	32	-	-	-	-	NC	2	4	8
ATL Da 2/17 261112	TN0004700472	ATL12	32	-	-	-	-	NC	7	28	26
ATTIJARI LEASING											
ATTIJARI LS ROMPU	TN0006610141	TJLR	32	-	-	-	-	NC	-	-	-
TJL DA 3/17 210717	TN0006610448	TJL17	32	-	-	-	-	NC	17	428	2,410
BH LEASING											
ML DA 1/4 250515	TN0006720072	ML15	32	-	-	-	-	NC	8	8	5
CIL											
CIL Da 1/3 110610	TN0004201216	CIL10	32	-	-	-	-	NC	2	3	50
CIL Da 1/4 030611	TN0004201281	CIL11	32	-	-	-	-	NC	1	1	6
CIL Da 1/5 301208	TN0004201117	CIL08	32	-	-	-	-	NC	-	-	-
CIL DA 2007 1/4	TN0004201042	CIL07	32	-	-	-	-	NC	-	-	-
CIL DA2/5 15052023	TNEOEJK4P2R7	CIL23	32	-	-	-	-	NC	1	1	5
HANNIBAL LEASE											
HL DA 1/10 180817	TN0007310378	HL17	32	-	-	-	-	NC	-	-	-
HL DA37/100 090720	TN0007310519	HL20	32	-	-	-	-	NC	13	267	619
SPDIT - SICAF											
SPDIT Da 1/24 3512	TN0001400720	SPD12	32	-	-	-	-	NC	3	16	9
TUNISIE LEASING ET FACTORING											
TL DA2/43 02022015	TN0002101814	TLS15	32	-	-	-	-	NC	18	152	262
TL DA3/83 10022014	TN0002101749	TLS14	32	-	-	-	-	NC	31	466	637
TLS Da 1/4	TN0002100956	TLD01	32	-	-	-	-	NC	-	-	-
TLS Da 1/5(021202)	TN0002100980	TLS02	32	-	-	-	-	NC	-	-	-
TLS Da 1/56 030308	TN0002101210	TLS08	32	-	-	-	-	NC	3	81	77
TLS Da 1/57 020309	TN0002101319	TLS09	32	-	-	-	-	NC	3	22	14
TLS Da 1/6(181203)	TN0002101012	TLS03	32	-	-	-	-	NC	-	-	-
TLS Da 1/68 301209	TN0002101392	TLS92	32	-	-	-	-	NC	8	64	34
TLS Da 1/69 010210	TN0002101400	TLS10	32	-	-	-	-	NC	11	91	45
TLS Da 1/7(061204)	TN0002101061	TLS04	32	-	-	-	-	NC	-	-	-
TLS Da 3/80 010213	TN0002101590	TLS13	32	-	-	-	-	NC	18	217	306
TLS DA1/23 010719	TN0002102044	TLS19	32	-	-	-	-	NC	29	181	291
TLS Da1/55(010307)	TN0002101152	TLS07	32	-	-	-	-	NC	-	-	-
TUN. LEAS. (Da 10)	TN0002100915	TLSDA	32	-	-	-	-	NC	-	-	-
Technology											
TELNET HOLDING											
TLN DA 1/10 010719	TN0007440035	TLN19	32	-	-	-	-	NC	8	28	23
Telecommunications											
SOTETEL											
SOT Da 1/10 150704	TN0006530083	SOT04	32	-	-	-	-	NC	-	-	-
SOT Da 1/5 010102	TN0006530067	SOT02	32	-	-	-	-	NC	-	-	-
SOT Da 1/5 010703	TN0006530075	SOT03	32	-	-	-	-	NC	-	-	-
SOT Da1/22 010906	TN0006530091	SOT06	32	-	-	-	-	NC	1	7	2
SOTETEL Da1/6	TN0006530059	SOT01	32	-	-	-	-	NC	1	2	4
Travel & Leisure											
TUNISAIR											
TAIR Da 1/5 010908	TN0001200542	TAI08	32	-	-	-	-	NC	7	31	1
TAIR Da1/10 010799	TN0001200476	TAI99	32	-	-	-	-	NC	-	-	-
TAIR Da1/10 030700	TN0001200492	TAI00	32	-	-	-	-	NC	1	3	-
TAIR Da1/11 170709	TN0001200567	TAI09	32	-	-	-	-	NC	6	16	-
TAIR Da1/22 310806	TN0001200534	TAI06	32	-	-	-	-	NC	4	46	1
TUNISAIR - Da 01	TN0001200419	TAIDA	32	-	-	-	-	NC	-	-	-
TUNISAIR - Da 04	TN0001200468	TAI04	32	-	-	-	-	NC	1	6	-
TUNISAIR Da 1/10	TN0001200518	TAI01	32	-	-	-	-	NC	2	32	1
TOTAL					30	557	1,929		3,694	35,388	214,828

Instruments – Obligations

Titres émis par l'Etat

Séance du 04/22/2026												Année 2026			
Close	ISIN code	Mnemonic	Groupe	Unité de Cotation	Trades	Trading volume	Trading value (TND)	Closing Price	Var. du Jour	Indicateur	Open	Trades	Trading volume	Trading value (TND)	
BTA 6.3% Oct 2026	TN0008000580	B1026		21 %	-	-	-	98.000	0.00%		NC	98.000	-	-	
BTA6.7% Avril 2028	TN0008000606	B0428		21 %	-	-	-	93.100	0.00%		NC	93.100	-	-	
BTA 7,5% Juil 2032	TN0008000663	B0732		21 %	-	-	-	97.000	0.00%		NC	97.000	-	-	
BTA 7% Juil 2028	TN0008000697	B0728		21 %	-	-	-	90.500	0.00%		NC	90.500	-	-	
BTA 7,2% Fev 2027	TN0008000721	B0227		21 %	-	-	-	99.250	0.00%		NC	97.590	12	9,200 9,660,687	
BTA 7,4% Fev 2030	TN0008000739	B0230		21 %	-	-	-	95.560	0.00%		NC	93.450	8	544 525,748	
BTA 7,2% Mai 2027	TN0008000747	B0527		21 %	-	-	-	99.030	0.00%		NC	96.510	7	409 429,343	
BTA 8% Nov 2030	TN0008000762	B1130		21 %	-	-	-	97.000	0.00%		NC	97.000	-	-	
BTA 7,3% Dec 2027	TN0008000770	B1227		21 %	-	-	-	91.050	0.00%		NC	91.050	-	-	
BTA 7,5% Janv 2028	TN0008000796	B0128		21 %	-	-	-	100.000	0.00%		NC	100.000	-	-	
BTA 8% Mars 2033	TN0008000804	B0333		21 %	-	-	-	100.000	0.00%		NC	100.000	-	-	
BTA 6,6% Mars 2027	TN0008000655	B0327		21 %	-	-	-	98.000	0.00%		NC	97.100	1	158 163,697	
BTA 7,5% Dec 2028	TN0008000812	B1228		21 %	-	-	-	94.720	0.00%		NC	94.720	-	-	
E NAT 2021 8,80% B	TN0008000838	NB26		21 %	-	-	-	100.310	0.00%		NC	100.000	2	65,000 6,938,348	
E NAT 2021 8,90% C	TN0008000846	NC28		21 %	-	-	-	93.000	0.00%		NC	93.000	-	-	
ENAT2021 8,70%A PP	TN0008000820	NA26		21 %	-	-	-	100.310	0.00%		NC	97.500	3	157,435 840,802	
ENAT2 2021 8,80% B	TN0008000895	NB226		21 %	-	-	-	100.000	0.00%		NC	100.000	-	-	
ENAT2 2021 8,90% C	TN0008000903	NC228		21 %	-	-	-	95.000	0.00%		NC	95.000	1	6 5,957	
ENAT2 HASSAN21 APP	TN0008000853	NH226		21 %	-	-	-	100.000	0.00%		NC	100.000	-	-	
ENAT22021 8,70%APP	TN0008000887	NA226		21 %	-	-	-	100.410	0.00%		NC	97.000	2	2,200 11,614	
ENAT3 2021 8,80% B	TNYZ06UGUZ33	NB3F6		21 %	-	-	-	100.000	0.00%		NC	94.500	2	4,050 417,386	
ENAT3 2021 8,90% C	TN3QL5M1QLW6	NC3F8		21 %	-	-	-	100.000	0.00%		NC	100.000	-	-	
ENAT3 HASSAN2021 B	TNVSDML2VYJ5	NHB36		21 %	-	-	-	100.000	0.00%		NC	100.000	-	-	
ENAT3 HASSAN2021 C	TNJQ3VIAM1R9	NHC38		21 %	-	-	-	100.000	0.00%		NC	100.000	-	-	
ENAT32021 8,70%APP	TNZBXQU5RZ91	NA3F6		21 %	-	-	-	95.000	0.00%		NC	97.000	6	2,208 11,147	
ENT32021T+2,45%APP	TNSUXW7EBUQ0	NA3V6		21 %	-	-	-	95.000	0.00%		NC	95.000	-	-	
ENAT3 HASSAN21 APP	TNE5I87AYZT5	NHA36		21 %	-	-	-	100.000	0.00%		NC	100.000	-	-	
ENAT32021 T+2,55%B	TN5QHXZ8T348	NB3V6		21 %	-	-	-	100.000	0.00%		NC	100.000	-	-	
ENAT32021 T+2,65%C	TNJP2LP1CVE1	NC3V8		21 %	-	-	-	100.000	0.00%		NC	100.000	-	-	
ENAT1 2022 A 8,80%	TNPSL0PEJVO7	NAF27		21 %	-	-	-	100.000	0.00%		NC	95.000	23	13,918 145,610	
ENAT1 2022 B 8,90%	TNHG2VXQ3BG0	NBF29		21 %	-	-	-	98.000	0.00%		NC	100.000	3	52 4,000	
ENAT1 2022 C 9,10%	TN5XXZ454U2	NCF32		21 %	-	-	-	100.000	0.00%		NC	100.000	-	-	
ENAT1 2022A T+2,4%	TNLEGO8CKWX3	NAV27		21 %	-	-	-	100.000	0.00%		NC	92.500	1	1,170 12,714	
ENAT1 2022B T+2,5%	TN00U20VQYS5	NBV29		21 %	-	-	-	100.000	0.00%		NC	100.000	-	-	
ENAT1 2022CT+2,65%	TNQHM17RIBR5	NCV32		21 %	-	-	-	100.000	0.00%		NC	100.000	-	-	
ENAT1 HASSAN2022 A	TNCDR74CL701	NHA27		21 %	-	-	-	100.000	0.00%		NC	100.000	-	-	
ENAT1 HASSAN2022 B	TNBHB9XIP394	NHB29		21 %	-	-	-	100.000	0.00%		NC	100.000	-	-	
ENAT1 HASSAN2022 C	TNW1CN5IM5T4	NHC32		21 %	-	-	-	100.000	0.00%		NC	100.000	-	-	
ENAT2 2022 9,35% B	TNQVHB5WZ2K2	NB2F9		21 %	-	-	-	97.100	0.00%		NC	101.750	1	100 8,250	
ENAT2 2022 9,60% C	TN19EO2MTU05	NC2F2		21 %	-	-	-	100.700	0.00%		NC	100.700	-	-	
ENAT2 2022T+2,40%C	TN11TIB0EPV4	NC2V2		21 %	-	-	-	100.000	0.00%		NC	100.000	-	-	
ENAT2 HASSAN2022 B	TNU9AUB15T16	NH2B9		21 %	-	-	-	100.000	0.00%		NC	100.000	-	-	
ENAT2 HASSAN2022 C	TN714WHHNNW4	NH2C2		21 %	-	-	-	100.000	0.00%		NC	100.000	-	-	
ENAT2 HASSAN22 APP	TNM46OWVRPO6	NH2A7		21 %	-	-	-	65.000	0.00%		NC	65.000	-	-	
ENAT22022 9,25%APP	TNJ1M1ZAWYG5	NA2F7		21 %	-	-	-	97.000	0.00%		NC	99.000	4	23,155 246,822	
ENAT22022 T+2,2% B	TNFOOWIRG8H7	NB2V9		21 %	-	-	-	100.000	0.00%		NC	100.000	-	-	
ENT2 22 T+2,15%APP	TNQCK0BPZ5A4	NA2V7		21 %	-	-	-	100.000	0.00%		NC	100.000	1	1,500 15,830	
ENAT3 2022 9,35% B	TNRGVS8DE36	NB3F9		21 %	-	-	-	100.170	0.00%		NC	100.170	-	-	
ENAT3 2022 9,60% C	TN444WPDZOC1	NC3F2		21 %	-	-	-	100.000	0.00%		NC	100.000	-	-	
ENAT3 2022T+2,40%C	TNIZ09015G66	NC3V2		21 %	-	-	-	100.000	0.00%		NC	100.000	-	-	
ENAT32022 9,25%APP	TNXNSU5LBI2	NA3F7		21 %	-	-	-	98.000	0.00%		NC	93.000	3	2,965 29,817	
ENAT32022 T+2,2% B	TN0JN6PVVH38	NB3V9		21 %	-	-	-	100.000	0.00%		NC	100.000	-	-	
ENT3 22 T+2,15%APP	TNWL1ODSWXK1	NA3V7		21 %	-	-	-	99.000	0.00%		NC	99.000	-	-	
BTA 8,8% Sept 2032	TNJL4N1SD7B2	B0932		21 %	-	-	-	100.000	0.00%		NC	100.000	-	-	
ENAT4 2022 9,4% B	TNWRCVSYL730	NB4F9		21 %	-	-	-	100.000	0.00%		NC	96.000	1	99 8,179	
ENAT4 2022 9,60% C	TNEFCT8MXYZ3	NC4F2		21 %	-	-	-	100.000	0.00%		NC	100.000	-	-	
ENAT4 2022T+2,25%C	TNVFSFLG1FH4	NC4V2		21 %	-	-	-	100.000	0.00%		NC	100.000	-	-	
ENAT4 HASSAN2022 C	TNQR5G236GA1	NH4C2		21 %	-	-	-	100.000	0.00%		NC	100.000	-	-	
ENAT42022 9,35%APP	TNOAYHSVTHY1	NA4F7		21 %	-	-	-	99.000	0.00%		NC	99.000	3	6,201 63,723	
ENAT42022T+2,05% B	TN7PM93UZP50	NB4V9		21 %	-	-	-	100.000	0.00%		NC	100.000	-	-	
ENAT4HASSAN2022APP	TNA3G5IE2961	NH4A7		21 %	-	-	-	100.000	0.00%		NC	100.000	-	-	
ENT4 2022 T+2% APP	TN2MVOGUKOA5	NA4V7		21 %	-	-	-	100.750	0.00%		NC	100.750	-	-	
BTA 8% Janv 2029	TNHUVZNLATV4	B0129		21 %	-	-	-	100.000	0.00%		NC	100.000	-	-	
ENAT1 2023 9,95% C	TNTKTE05CIW5	NCF33		21 %	-	-	-	99.000	0.00%		NC	99.000	-	-	
ENAT1 2023 9,8% B	TNCGJF5TW027	NBF30		21 %	-	-	-	93.500	0.00%		NC	93.500	-	-	
ENAT1 2023T+1,95%C	TNHZAONAPWF9	NCV33		21 %	-	-	-	100.620	0.00%		NC	100.620	-	-	
ENAT1 HASSAN2023 B	TN36Q8OXFK87	NHB30		21 %	-	-	-	100.000	0.00%		NC	100.000	-	-	
ENAT12023 9,75%APP	TN6DQ00JBLT7	NAF28		21 %	-	-	-	97.000	0.00%		NC	97.000	8	51,487 563,266	

ENAT12023T+1,75% B	TN3C6DVEWM76	NBV30	21 %	-	-	-	100.000	0.00%	NC	100.000	-	-	-
ENAT1HASSAN2023APP	TNJT7SUL9423	NHA28	21 %	-	-	-	100.000	0.00%	NC	100.000	-	-	-
ENT12023T+1,7% APP	TNBYTZTD1920	NAV28	21 %	-	-	-	100.000	0.00%	NC	91.000	1	3,926	39,614
ENAT2 2023 9,8% B	TNCR2TMAK1K8	NB2F0	21 %	-	-	-	99.000	0.00%	NC	99.000	-	-	-
ENAT2 2023 9,95% C	TNNZ2M9ZHIT3	NC2F3	21 %	-	-	-	97.000	0.00%	NC	97.000	-	-	-
ENAT2 2023T+1,95%C	TNDRFUSQRGB4	NC2V3	21 %	-	-	-	100.000	0.00%	NC	100.000	-	-	-
ENAT2 HASSAN23 APP	TNS70RLC1A97	NH2A8	21 %	-	-	-	63.000	0.00%	NC	70.000	2	449	2,829
ENAT22023 9,75%APP	TNNI3UPDY012	NA2F8	21 %	-	-	-	98.010	0.00%	NC	99.010	42	23,156	248,760
ENAT22023T+1,75% B	TNN50G7PX8W5	NB2V0	21 %	-	-	-	100.000	0.00%	NC	100.000	-	-	-
ENT22023T+1,7% APP	TNHOFRXHSG72	NA2V8	21 %	-	-	-	97.000	0.00%	NC	97.000	4	14,657	157,384
BTA 8,25% Juin2031	TNNO50ORH1F1	B0631	21 %	-	-	-	95.300	0.00%	NC	95.300	-	-	-
BTA 9,4% aout 2033	TNNUS2JABSF6	B0833	21 %	-	-	-	99.950	0.00%	NC	100.010	1	800	831,328
BTA 9,5% aout 2035	TN19GXXADLD0	B0835	21 %	-	-	-	100.000	0.00%	NC	100.000	-	-	-
BTA 9% sept 2029	TNLRQIP00JY4	B0929	21 %	-	-	-	99.100	0.00%	NC	98.700	2	430	438,126
ENAT3 2023 9,8% B	TNVE955M6R90	NB3F0	21 %	-	-	-	100.000	0.00%	NC	100.000	-	-	-
ENAT3 2023 9,95% C	TNDSN3G1YQE9	NC3F3	21 %	-	-	-	100.000	0.00%	NC	100.000	-	-	-
ENAT3 2023T+1,95%C	TN0LAJZU8LX6	NC3V3	21 %	-	-	-	100.000	0.00%	NC	100.000	-	-	-
ENAT32023 9,75%APP	TNPECGNMPEV9	NA3F8	21 %	-	-	-	98.500	0.00%	NC	100.000	1	1,000	10,363
ENAT32023T+1,75% B	TNRS9CVT3SJ7	NB3V0	21 %	-	-	-	100.000	0.00%	NC	100.000	-	-	-
ENT32023T+1,7% APP	TNVI299YK4C1	NA3V8	21 %	-	-	-	97.500	0.00%	NC	97.500	-	-	-
ENAT4 2023 9,8% B	TNBII1MJCEF3	NB4F0	21 %	-	-	-	101.700	0.00%	NC	100.000	1	70,000	7,192,299
ENAT4 2023T+1,95%C	TN10K3C5R1G1	NC4V3	21 %	-	-	-	100.000	0.00%	NC	100.000	-	-	-
ENAT4 HASSAN2023 C	TNT8IJDMSJP7	NH4C3	21 %	-	-	-	100.000	0.00%	NC	100.000	-	-	-
ENAT4 HASSAN23 APP	TNNS9SUDVGS5	NH4A8	21 %	-	-	-	100.000	0.00%	NC	100.000	-	-	-
ENAT42023 9,75%APP	TNGVARQJO7Y7	NA4F8	21 %	-	-	-	97.000	0.00%	NC	96.000	2	1,046	10,475
ENAT42023 9,95% C	TNBSXXEKBFR8	NC4F3	21 %	-	-	-	100.000	0.00%	NC	100.000	-	-	-
ENAT42023T+1,75% B	TNMCPXLL1EE2	NB4V0	21 %	-	-	-	100.000	0.00%	NC	100.000	-	-	-
ENAT1 2024 9,8% B	TNUWXR58DVBH5	NBF31	21 %	-	-	-	101.300	0.00%	NC	101.300	-	-	-
ENAT1 2024 9,95% C	TNRLFZ5FIX29	NCF34	21 %	-	-	-	100.000	0.00%	NC	100.000	-	-	-
ENAT1 2024T+1,95%C	TN85T1T1Y25	NCV34	21 %	-	-	-	100.000	0.00%	NC	100.000	-	-	-
ENAT12024 9,75%APP	TNLI8MDN3K59	NAF29	21 %	-	-	-	99.000	0.00%	NC	100.000	12	11,840	118,353
ENAT12024T+1,75% B	TN2781ZB9E10	NBV31	21 %	-	-	-	100.000	0.00%	NC	100.000	-	-	-
ENAT1HASSAN2024 B	TNV0IKZMIIV2	NHB31	21 %	-	-	-	100.000	0.00%	NC	100.000	-	-	-
ENAT1HASSAN2024APP	TNX8RLJOS6K2	NHA29	21 %	-	-	-	100.000	0.00%	NC	100.000	-	-	-
ENT12024T+1,7% APP	TNJ48E224391	NAV29	21 %	-	-	-	100.000	0.00%	NC	100.000	-	-	-
ENAT2 2024 9,8% B	TNX0K9990B08	NB2F1	21 %	-	-	-	101.300	0.00%	NC	101.300	-	-	-
ENAT2 2024 9,95% C	TN5WI26K4ER0	NC2F4	21 %	-	-	-	100.000	0.00%	NC	100.000	-	-	-
ENAT2 2024T+1,95%C	TN8KKPKVQU2	NC2V4	21 %	-	-	-	100.000	0.00%	NC	100.000	-	-	-
ENAT22024 9,75%APP	TNGB6J5LA0W7	NA2F9	21 %	-	-	-	96.300	0.00%	NC	96.000	12	13,310	139,068
ENAT22024T+1,75% B	TNC6WBFURIQ8	NB2V1	21 %	-	-	-	100.000	0.00%	NC	100.000	-	-	-
ENAT2HASSAN2024 B	TNSTVM3VL445	NH2B1	21 %	-	-	-	100.000	0.00%	NC	100.000	-	-	-
ENAT2HASSAN24APP	TNNC5BCJLRM3	NH2A9	21 %	-	-	-	100.000	0.00%	NC	100.000	-	-	-
ENT22024T+1,7% APP	TN2ZCQJFHW9	NA2V9	21 %	-	-	-	100.000	0.00%	NC	100.000	-	-	-
ENAT3 2024 9,8% B	TNFC8O7A98F4	NB3F1	21 %	-	-	-	101.540	0.00%	NC	101.540	-	-	-
ENAT3 2024 9,95% C	TNPDPODY2398	NC3F4	21 %	-	-	-	100.000	0.00%	NC	100.000	-	-	-
ENAT3 2024T+1,95%C	TNLBC9INKV10	NC3V4	21 %	-	-	-	100.000	0.00%	NC	100.000	-	-	-
ENAT3 HASSAN2024 B	TNINM1L131F4	NH3B1	21 %	-	-	-	100.000	0.00%	NC	100.000	-	-	-
ENAT32024 9,75%APP	TNBDWIX8EYF6	NA3F9	21 %	-	-	-	98.000	0.00%	NC	94.500	2	2,600	26,241
ENAT32024T+1,75% B	TNAO0T7V1X56	NB3V1	21 %	-	-	-	100.000	0.00%	NC	100.000	-	-	-
ENT32024T+1,7% APP	TNZ2FOAA15O9	NA3V9	21 %	-	-	-	100.000	0.00%	NC	100.000	-	-	-
BTA 9,70% Oct 2027	TN9EGI9CQ82	B1027	21 %	-	-	-	101.830	0.00%	NC	100.000	2	100	105,178
BTA 9,87% Oct 2031	TNOODT102PF5	B1031	21 %	-	-	-	100.000	0.00%	NC	100.000	-	-	-
BTA 9,80% Oct 2028	TN87SF5T9RO3	B1028	21 %	-	-	-	100.000	0.00%	NC	100.000	-	-	-
ENAT4 2024 9,8% B	TN9092FJVKK8	NB4F1	21 %	-	-	-	101.400	0.00%	NC	101.400	-	-	-
ENAT4 2024 9,95% C	TNGCLJS7FYQ7	NC4F4	21 %	-	-	-	102.400	0.00%	NC	102.400	-	-	-
ENAT4 2024T+1,95%C	TNTPNCECEBC3	NC4V4	21 %	-	-	-	100.000	0.00%	NC	100.000	-	-	-
ENAT4 HASSAN2024 B	TNZQNUDKX2Y3	NH4B1	21 %	-	-	-	100.000	0.00%	NC	100.000	-	-	-
ENAT42024 9,75%APP	TN9CYAY77XT1	NA4F9	21 %	-	-	-	102.700	0.00%	NC	95.000	6	64,400	676,561
ENAT42024T+1,75% B	TN45VKDAPM79	NB4V1	21 %	-	-	-	100.000	0.00%	NC	100.000	-	-	-
ENT42024T+1,7% APP	TNSAWK5L94U9	NA4V9	21 %	-	-	-	100.000	0.00%	NC	100.000	-	-	-
BTA 9,89% Juin2033	TNI5BPOGW9F1	B0633	21 %	-	-	-	100.000	0.00%	NC	100.000	-	-	-
BTA 9,90% Dec 2034	TNXJGTXAROH4	B1234	21 %	-	-	-	100.000	0.00%	NC	100.000	-	-	-
BTA 9,87% Janv2032	TNCYAUILJ413	B0132	21 %	-	-	-	104.490	0.00%	NC	101.310	2	600	615,756
BTA 9,83% mars2034	TNV7HGOLTYL8	B0334	21 %	-	-	-	100.000	0.00%	NC	100.000	-	-	-
BTA 9,28% juin2028	TNL8K8A9Q440	B0628	21 %	-	-	-	100.000	0.00%	NC	100.000	-	-	-
BTA 9,49% juin2034	TNBF55WVBO32	B0634	21 %	-	-	-	100.000	0.00%	NC	100.000	-	-	-
BTA 9,37% juin2029	TNNC6SZ1UFM6	B0629	21 %	-	-	-	100.270	0.00%	NC	100.000	1	100	105,687
BTA 9,45% juil2035	TNEHPA8HGPD7	B0735	21 %	-	-	-	100.000	0.00%	NC	100.000	-	-	-
BTA 9,31% juin2030	TNXS9NK4WGP1	B0630	21 %	-	1	100	101.760	0.00%	NC	100.730	5	700	748,327
BTA 9,28% mars2029	TN5NNTY0MW72	B0329	21 %	-	-	-	100.000	0.00%	NC	100.000	-	-	-
BTA 9,40% Dec 2035	TNQEVW1AZTU8	B1235	21 %	-	-	-	100.000	0.00%	NC	100.000	-	-	-
BTA 7,75% Mars2035	TNRZET64V1L9	B0335	21 %	-	-	-	100.000	0.00%	NC	100.000	-	-	-
BTA 7,75% Mars2036	TN673BVAIRO4	B0336	21 %	-	-	-	100.000	0.00%	NC	100.000	-	-	-
BTA 7,75% Mars2038	TNEF0249ZM68	B0338	21 %	-	-	-	100.000	0.00%	NC	100.000	-	-	-
BTA 7,50% Sept2034	TN7AELB464P3	B0934	21 %	-	-	-	100.000	0.00%	NC	100.000	-	-	-
BTA 8,45% Sept2030	TNGTIJFRR1B4	B0930	21 %	-	-	-	100.000	0.00%	NC	100.000	-	-	-
TOTAL				1	100	108,009					190	550,971	31,569,288

Obligations privées

Séance du 04/22/2026

Année 2026

Secteur / Émetteur / Valeur	ISIN code	Mnemonic	Groupe	Unitée de Cotation	Trades	Trading volume	Trading value (TND)	Closing Price	Var. du Jour	Indicateur	Open	Trades	Trading volume	Trading value (TND)
BANQUES														
ABC TUNISIE														
ABCB0627 11.5%P7-2	TN0007780075	AC20B		21 %	-	-	-	100.000	0.00%		NC	100.000	-	-
AMEN BANK														
AB0528 7.0%AP20	TN0003400330	ABS8B		21 %	-	-	-	100.000	0.00%		NC	100.000	-	-
ABSC0228 9.4%AP7-2	TN0003400678	ABS3C		21 %	-	-	-	100.000	0.00%		NC	100.000	-	-
AB SA0428T+2.7P7-2	TN0003400686	ABS1A		21 %	-	-	-	100.000	0.00%		NC	100.000	-	-
AB SB0431T+2.8AP10	TN0003400694	ABS1B		21 %	-	-	-	100.000	0.00%		NC	100.000	-	-
ABSA1028 10.05%AP5	TNDE9EH7SA12	AB3AF		21 %	-	-	-	100.000	0.00%		NC	100.000	-	-
ABSA1028T+2.15%AP5	TNL8PGUB9C93	AB3AV		21 %	-	-	-	100.000	0.00%		NC	100.000	-	-
ABSC1030 10.2%P7-2	TN5PTKYMCD13	AB3CF		21 %	-	-	-	100.000	0.00%		NC	100.000	-	-
ABSC1030T+2.3%P7-2	TNTMJ1DJ4SH4	AB3CV		21 %	-	-	-	100.000	0.00%		NC	100.000	-	-
ABSD1030 10.3% IF7	TN0GGAF4RX47	AB3DF		21 %	-	-	-	100.000	0.00%		NC	100.000	-	-
ABSD1030 T+2.4%IF7	TNR3ZRJWC984	AB3DV		21 %	-	-	-	100.000	0.00%		NC	100.000	-	-
ABSA1130T+1.65%AP5	TNQK7QIECB53	ABS5A		21 %	-	-	-	100.000	0.00%		NC	100.000	2	35
ABSB1132T+1.75P7-2	TNA3Z7AYXX2	ABS5B		21 %	-	-	-	100.000	0.00%		NC	100.000	1	30,000
ARAB TUNISIAN BANK														
ATB0527T+1.75%AP20	TN0003600491	ATB7C		21 %	-	-	-	100.000	0.00%		NC	100.000	-	-
ATB0532T+2.0%AP25	TN0003600509	ATB7D		21 %	-	-	-	100.000	0.00%		NC	100.000	-	-
ATB0529 5.9%P20-5	TN0003600582	ATB82		21 %	-	-	-	100.000	0.00%		NC	100.000	-	-
ATBSB0328T+2.1AP10	TN0003600657	ATBSB		21 %	-	-	-	100.000	0.00%		NC	100.000	-	-
BANQUE DE TUNISIE ET DES EMIRATS														
BTE0930 5.85%AP20	TN0001300607	BE10B		21 %	-	-	-	100.000	0.00%		NC	100.000	-	-
BTE0232 6.25%P20	TN0001300623	BE11F		21 %	-	-	-	100.000	0.00%		NC	100.000	-	-
BTEB0127 11.5%P7-2	TN0001300680	BE98F		21 %	-	-	-	100.000	0.00%		NC	100.000	-	-
BTEB0127T+3.25P7-2	TN0001300698	BE98V		21 %	-	-	-	100.000	0.00%		NC	100.000	-	-
BANQUE INTERNATIONALE ARABE DE TUNISIE														
BSA0627 8.75% P5PP	TN0S9Z10G78	B22AF		21 %	-	-	-	100.000	0.00%		NC	100.000	-	-
BSA0627T+2.55%P5PP	TN2XZZTDCR70	B22AV		21 %	-	-	-	100.000	0.00%		NC	100.000	-	-
BSB0627 8.75% P5	TNBLRFH96SL4	B22BF		21 %	-	-	-	100.130	0.00%		NC	100.130	-	-
BSB0627T+2.55% P5	TNUALDKV3BS3	B22BV		21 %	-	-	-	100.000	0.00%		NC	100.000	-	-
BSC0627 9.15% IF5	TNODT4SXV9P9	B22CF		21 %	-	-	-	98.440	0.00%		NC	98.440	-	-
BSC0627T+2.95% IF5	TN9MG9SI38K0	B22CV		21 %	-	-	-	102.020	0.00%		NC	91.720	2	3,280
BSD0629 9.20% P7-2	TN8J8QFA4123	B22DF		21 %	-	-	-	100.000	0.00%		NC	100.000	-	-
BSD0629 T+3% P7-2	TNG0JL1IIN67	B22DV		21 %	-	-	-	100.000	0.00%		NC	100.000	-	-
BSE0629 9.45% IF7	TNPZ2BZUFO23	B22EF		21 %	-	-	-	100.000	0.00%		NC	100.000	-	-
BSE0629T+3.25% IF7	TN4IAOG1Z7S3	B22EV		21 %	-	-	-	100.000	0.00%		NC	100.000	-	-
BSF0632 9.60%P10-5	TNGQ611JKPR4	B22FF		21 %	-	-	-	100.000	0.00%		NC	100.000	-	-
BSF0632T+3.35P10-5	TNDJUT047VF9	B22FV		21 %	-	-	-	100.180	0.00%		NC	100.180	-	-
BSG0632 9.70% IF10	TNFSFT39R800	B22GF		21 %	-	-	-	100.760	0.00%		NC	100.760	-	-
BSG0632T+3.45%IF10	TNHD4NKEWF69	B22GV		21 %	-	-	-	100.000	0.00%		NC	100.000	-	-
BANQUE TUNISO KOWEITTIENNE														
BTK0230 5.85%P20	TN0004620142	BTK9D		21 %	-	-	-	100.000	0.00%		NC	100.000	-	-
BTK0130 T+2.5% AP5	TN3Z8BRRN997	BTK24		21 %	-	-	-	100.000	0.00%		NC	100.000	-	-
BH BANK														
BH SC1028 9.1%P7-2	TN0PIDORGAE6	BS21C		21 %	-	-	-	99.970	0.00%		NC	99.970	-	-
BHSA1026T+2.55P5-1	TNSH8NXC1WC4	BS21A		21 %	-	-	-	101.170	0.00%		NC	100.860	2	2,877
BHSB1026T+2.7%INF5	TNIHWO49ARG5	BS21B		21 %	-	-	-	100.000	0.00%		NC	100.000	-	-
BHSD1028T+2.9%P7-2	TNA4HARL4UU5	BS21D		21 %	-	-	-	100.000	0.00%		NC	100.000	-	-
SOCIETE TUNISIENNE DE BANQUE														
STB0528T+1.75%AP20	TN0002601003	STB8C		21 %	-	-	-	100.000	0.00%		NC	100.000	-	-
STB0533 T+2.0%AP25	TN0002601011	STB8D		21 %	-	-	-	100.000	0.00%		NC	100.000	-	-
STB SC1126 11%P7-2	TN0002601169	S91CF		21 %	-	-	-	100.150	0.00%		NC	100.150	-	-
STBSC1126T+2.8P7-2	TN0002601177	S91CV		21 %	-	-	-	100.000	0.00%		NC	100.000	-	-
STBSD1126 11.5%IF7	TN0002601185	SB91D		21 %	-	-	-	100.000	0.00%		NC	100.000	-	-
STB SC0427 11%P7-2	TN0002601219	S20CF		21 %	-	-	-	100.150	0.00%		NC	100.150	-	-
STBSA0127 8.7% AP5	TNWQSOMZ65V8	S21AF		21 %	-	-	-	99.520	0.00%		NC	99.520	-	-
STBSA0127T+2.3%AP5	TN8X3GZLYOR8	S21AV		21 %	-	-	-	98.820	0.00%		NC	98.820	-	-
STBSB0127 8.95%IF5	TNTGLIP3KDL6	S21BF		21 %	-	-	-	100.000	0.00%		NC	100.000	-	-
STBSB0127T+2.55IF5	TN4UMPL967X2	S21BV		21 %	-	-	-	100.000	0.00%		NC	100.000	-	-
STBSC0127 9.1% AP5	TNXFR5BNBPM9	S21CF		21 %	-	-	-	100.000	0.00%		NC	100.000	-	-
STBSC0127T+2.7%AP5	TN2MYCP047G7	S21CV		21 %	-	-	-	100.000	0.00%		NC	100.000	-	-
STBSD0127 9.35%IF5	TNL6Z2LXMPE5	S21DF		21 %	-	-	-	100.000	0.00%		NC	100.000	-	-
STBSE0127 8.7% AP5	TN0R77XCOAH0	S21EF		21 %	-	-	-	100.000	0.00%		NC	100.000	-	-
UNION BANCAIRE POUR LE COMMERCE ET L INDUSTRIE														
UBCIS1130 9.30%AP5	TNTWU2KQRW54	UB55A		21 %	-	-	-	100.000	0.00%		NC	100.000	2	600
UBCIS1132 9.4%P7-2	TN8S8S99B8S7	UB55C		21 %	-	-	-	100.000	0.00%		NC	100.000	-	-
UBCIS0131 9.10%AP5	TN4X28FG1HN5	UB52A		21 %	-	-	-	100.000	0.00%		NC	100.000	-	-
UBCIS0133 9.2%P7-2	TNATYLQMS1D3	UB52C		21 %	-	-	-	100.000	0.00%		NC	100.000	-	-
UNION INTERNATIONALE DE BANQUES														
UIB0729 5.85%AP20	TN0003900248	UB91C		21 %	-	-	-	95.000	0.00%		NC	95.000	-	-
UIB0831 6.3%P20	TN0003900263	U111B		21 %	-	-	-	94.070	0.00%		NC	91.600	4	8,943
UIB0133 6.70% AP20	TN0003900305	UB21C		21 %	-	-	-	100.000	0.00%		NC	100.000	-	-

WIFACK INTERNATIONAL BANK													
WIB ID 0626 11%P7	TN0007200207	WB19D	21 %	-	-	-	100.000	0.00%	NC	100.000	-	-	
WIBIC0626 10.75%P7	TN0007200199	WB19C	21 %	-	-	-	98.000	0.00%	NC	98.000	-	-	
WC0133 10.25%P10-2	TNMC9HTIB5A4	WB22C	21 %	-	-	-	100.000	0.00%	NC	100.000	-	-	
WIB A 0128 9.25%P5	TNR4CLXNS261	WB22A	21 %	-	-	-	100.000	0.00%	NC	100.000	-	-	
WIBB0130 9.75%P7-2	TN6K3B3UUB12	WB22B	21 %	-	-	-	100.000	0.00%	NC	100.000	-	-	
SERVICES FINANCIERS													
ARAB TUNISIAN LEASE													
ATL A0127 9.6% AP5	TNFUHZ3R7VR5	AT21A	21 %	-	-	-	100.900	0.00%	NC	99.580	2	1,820	37,455
ATL B0129 9.8%P7-2	TN6KZZZEJ5N2	AT21B	21 %	-	-	-	100.000	0.00%	NC	100.000	-	-	-
ATLB1029 10.3%P7-2	TNNW3558ZUL9	AT22B	21 %	-	-	-	100.000	0.00%	NC	100.000	-	-	-
ATL A 1027 10% AP5	TN8DSPQCBC06	AT22A	21 %	-	-	-	100.000	0.00%	NC	99.010	4	6,160	258,794
ATLA0228 10.5% AP5	TNMA55MMDD46	AT23A	21 %	-	-	-	100.000	0.00%	NC	100.000	-	-	-
ATLB0230 10.7%P7-2	TNBW945JEA5	AT23B	21 %	-	-	-	100.000	0.00%	NC	100.000	-	-	-
ATLA1028 10.7% AP5	TN06F5NFW3K1	A232A	21 %	-	-	-	99.340	0.00%	NC	99.340	-	-	-
ATLB1030 10.9%P7-2	TNWYE1PN6WF5	A232B	21 %	-	-	-	100.000	0.00%	NC	100.000	-	-	-
ATL0529 10.55% AP5	TNIKWGWIVBC2	AT241	21 %	-	-	-	101.800	0.00%	NC	99.250	2	3,510	311,340
ATL0130 10.35% AP5	TNTUDMZLCA16	AT242	21 %	-	-	-	102.290	0.00%	NC	100.000	1	700	58,600
ATL0830 9.65% AP5	TNHOASGSR955	AT251	21 %	-	-	-	102.320	0.00%	NC	100.000	3	1,918	207,101
ATL0331 9.15% AP5	TN7XUIXDVQY8	AT252	21 %	-	-	-	100.000	0.00%	NC	100.000	-	-	-
ATTIJARI LEASING													
TJL A 0927 10% AP5	TN4J4VCBM140	JL22F	21 %	-	-	-	100.000	0.00%	NC	100.000	-	-	-
TJLB927 T+2.75%AP5	TNCTFVWUXV74	JL22V	21 %	-	-	-	100.000	0.00%	NC	100.000	-	-	-
TJL 1028 10.7% AP5	TNMEZPU3I4U2	JL23F	21 %	-	-	-	100.000	0.00%	NC	100.000	-	-	-
TJL 0329 10.6% AP5	TN06AI2ZF0D3	JL24F	21 %	-	-	-	99.610	0.00%	NC	99.610	1	192	11,488
TJL 0329T+2.5% AP5	TN88JDDM1JY5	JL24V	21 %	-	-	-	100.000	0.00%	NC	100.000	-	-	-
BTK LEASING													
BTKLS0930 9.4% AP5	TN1T1YC5F1E6	BTKLF	21 %	-	-	-	100.000	0.00%	NC	100.000	-	-	-
BTKLS930T+2.25%AP5	TNTFJ0AWNBP7	BTKLV	21 %	-	-	-	100.000	0.00%	NC	100.000	-	-	-
COMPAGNIE INTERNATIONALE DE LEASING													
CIL0628 10,55% AP5	TNY1F6BOX6F5	CL23F	21 %	-	-	-	101.330	0.00%	NC	100.000	1	500	33,078
DAAM TAMWEEL													
DAAM1030 10.1% AP5	TNTEPPETCXN3	DAM25	21 %	-	-	-	100.000	0.00%	NC	100.000	-	-	-
ENDA TAMWEEL													
ENDA A0729 10,8%P5	TNCYRNRQ4UA6	ENDAF	21 %	-	-	-	99.250	0.00%	NC	99.250	-	-	-
ENDA A0729T+2.9%P5	TN44RRP7AMA4	ENDAV	21 %	-	-	-	100.000	0.00%	NC	100.000	-	-	-
ENDA B0731 11%P7-2	TNNEAGRSF0D0	ENDBF	21 %	-	-	-	100.000	0.00%	NC	100.000	-	-	-
ENDA A0630 10%P5	TN632SSVO835	NDAAF	21 %	-	-	-	100.000	0.00%	NC	100.000	-	-	-
ENDA A0630T+2.5%P5	TNJUB2R91MN4	NDAAV	21 %	-	-	-	100.000	0.00%	NC	100.000	-	-	-
ENDAB632 10.2%P7-2	TNUPKQSV5F28	NDABF	21 %	-	-	-	100.000	0.00%	NC	100.000	-	-	-
HANNIBAL LEASE													
HLB0228 10,1%AP7-2	TN0007310584	H211B	21 %	-	-	-	100.000	0.00%	NC	100.000	-	-	-
HL A0327 9.6% AP5	TN77U54Q5NV3	H22AF	21 %	-	-	-	100.000	0.00%	NC	100.000	-	-	-
HL B0329 9.8%P7-2	TNJQTACHIQQ5	H22BF	21 %	-	-	-	100.000	0.00%	NC	100.000	-	-	-
HLA0328 10.75% AP5	TNL7VQZVHR54	H231F	21 %	-	-	-	100.000	0.00%	NC	100.000	-	-	-
HLB0328 T+2.6% AP5	TNAGSVAWF5T2	H231V	21 %	-	-	-	100.000	0.00%	NC	100.000	-	-	-
HL A0429 10.7% AP5	TNAQSF8ZD1W1	H241F	21 %	-	-	-	100.000	0.00%	NC	100.000	-	-	-
HL 0430 10.20% AP5	TN1PFTZ4HEM1	HL251	21 %	-	-	-	100.000	0.00%	NC	100.000	-	-	-
TAYSIR MICROFINANCE													
TAY A1029 10,9%P5	TNEDMOU67Y09	TAYAF	21 %	-	-	-	100.000	0.00%	NC	100.000	-	-	-
TAY A1029T+2.95%P5	TNYQ67ISIXE1	TAYAV	21 %	-	-	-	100.000	0.00%	NC	100.000	-	-	-
TAYB1031 11.1%P7-2	TNAX90TPIFM2	TAYBF	21 %	-	-	-	100.000	0.00%	NC	100.000	-	-	-
TAYB1031T+3.2%P7-2	TNS5WSWT6FD4	TAYBV	21 %	-	-	-	100.000	0.00%	NC	100.000	-	-	-
TAYSIR 0431 9,4%P5	TNDCNOPSCAD9	TAY6F	21 %	-	-	-	100.000	0.00%	NC	100.000	-	-	-
TAYSIR0431T+2,4%P5	TNRVE5COXCO6	TAY6V	21 %	-	-	-	100.000	0.00%	NC	100.000	-	-	-
TUNISIE LEASING ET FACTORING													
TL B0626 11.7%P7-2	TN0002102127	T91BF	21 %	-	-	-	102.630	0.00%	NC	102.630	-	-	-
TLF SA1026 9.8%AP5	TNZSBU7F6WY7	T21SA	21 %	-	-	-	100.880	0.00%	NC	100.880	-	-	-
TLF 0427 9.6% AP5	TNYJL6N2AEP6	TL22F	21 %	-	-	-	100.440	0.00%	NC	100.440	-	-	-
TLF0427 T+2.75%AP5	TNKU48FZVRH1	TL22V	21 %	-	-	-	100.000	0.00%	NC	100.000	-	-	-
TLF 1027 10% AP5	TNXIY8MEDJE3	T222F	21 %	-	-	-	100.000	0.00%	NC	100.000	-	-	-
TLF1027 T+2.75%AP5	TNR0099VZUY8	T222V	21 %	-	-	-	100.000	0.00%	NC	100.000	-	-	-
TLF0428 10,55% AP5	TN99P72UERY9	TL231	21 %	-	-	-	100.000	0.00%	NC	100.000	-	-	-
TLF0129 10,70% AP5	TNMCJHUZPRD0	TL23F	21 %	-	-	-	101.760	0.00%	NC	99.130	3	3,910	244,742
TLF0129T+2.5%AP5	TNQYE48RCJT2	TL23V	21 %	-	-	-	100.000	0.00%	NC	100.000	-	-	-
TLF 0529T+2.5% AP5	TNUSNP2H8PH1	TL24V	21 %	-	-	-	100.000	0.00%	NC	100.000	-	-	-
TLF0529 10,60% AP5	TN4SCYEXIVY5	TL24F	21 %	-	-	-	102.510	0.00%	NC	100.000	1	350	31,451
TLF0929 10,50% AP5	TNIPE0BZ0LR6	T242F	21 %	-	-	-	100.000	0.00%	NC	100.000	-	-	-
TLF0929 T+2.5% AP5	TNP89T6GPQD0	T242V	21 %	-	-	-	100.000	0.00%	NC	100.000	-	-	-
TLF 0530 10% AP5	TNQ8KNUQ09D7	TL251	21 %	-	-	-	100.000	0.00%	NC	100.000	1	1,100	118,438
TLFS1130 9.25% AP5	TNMTWPZD31L4	TL252	21 %	-	-	-	100.000	0.00%	NC	100.000	-	-	-
TOTAL							0	0	0		32	65,895	5,149,023

Instruments – Marché Hors Cote

Equities

Séance du 04/22/2026										Année 2026					
Close	ISIN code	Mnemonic	Groupe	Trades	Trading volume	Trading value	Closing Price	Var. du Jour	Indicateur	Open	Rendement annuel	Trades	Trading volume	Trading value (TND)	
SITEX	TN0004300307	SITEX		13	–	–	–	2.990	–	NC	2.410	24.07%	2	2	6
STE TUN. DU SUCRE	TN0006170013	STS		13	3	118	1,287	10.910	2.92%		9.600	13.65%	46	3,444	33,072
TOTAL					3	118	1,287						48	3,446	33,077

Lignes Secondaires

Séance du jour										Année 2026				
Close	ISIN code	Mnemonic	Groupe	Trades	Trading volume	Trading value	Closing Price	Var. du Jour	Indicateur	Dernier cours	Trades	Trading volume	Trading value (TND)	
Aucune donnée														

Other

Séance du jour										Année 2026				
Close	ISIN code	Mnemonic	Groupe	Trades	Trading volume	Trading value	Closing Price	Var. du Jour	Indicateur	Open	Rendement annuel	Trades	Trading volume	Trading value (TND)
Aucune donnée														