



STOCK MARKET WEEK

from 27 to 30 April

20
26

Weekly indicators & trading activity

Trading Value in TND

Weekly change

328 604 852
Total Trading value in TND

118,12 %

263 140 442
Shares Trading Value

236,93 %

60 310 151
Bonds Trading Value

25540,22 %

2 625
Parallel Market value

-99,04 %

5 151 634
Registrations

-92,85 %

0
Declarations

Trading volume

Weekly change

12 674 912
Total trading volume

66,10 %

12 154 518
Shares Trading Volume

76,24 %

111 222
Bonds Trading Volume

5231,83 %

220
Parallel Market value

-82,00 %

408 952
Registrations

-44,07 %

0
Declarations

41 757
Capitalization in MD

20,46 %

Annual change

16 057,76
TUNINDEX

1,60 %

Weekly change

19,39 %

Annual change

7 117,23
TUNINDEX20

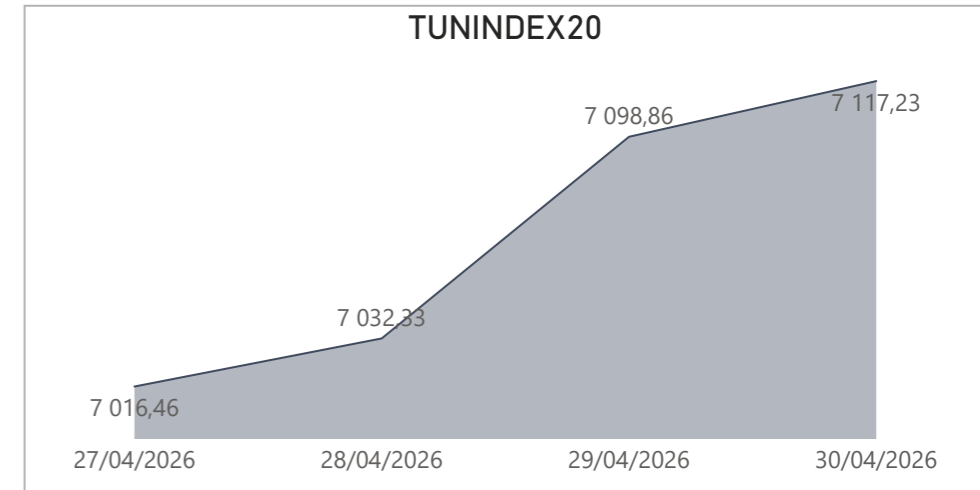
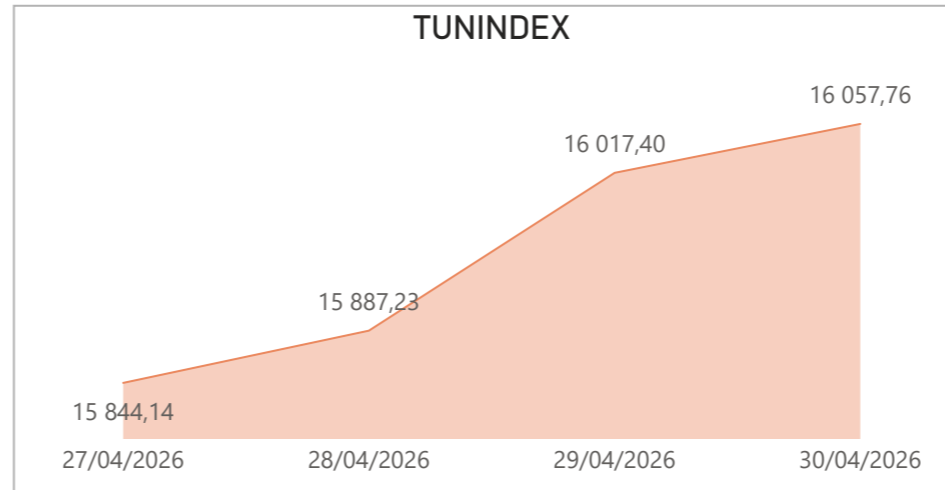
1,79 %

Weekly change

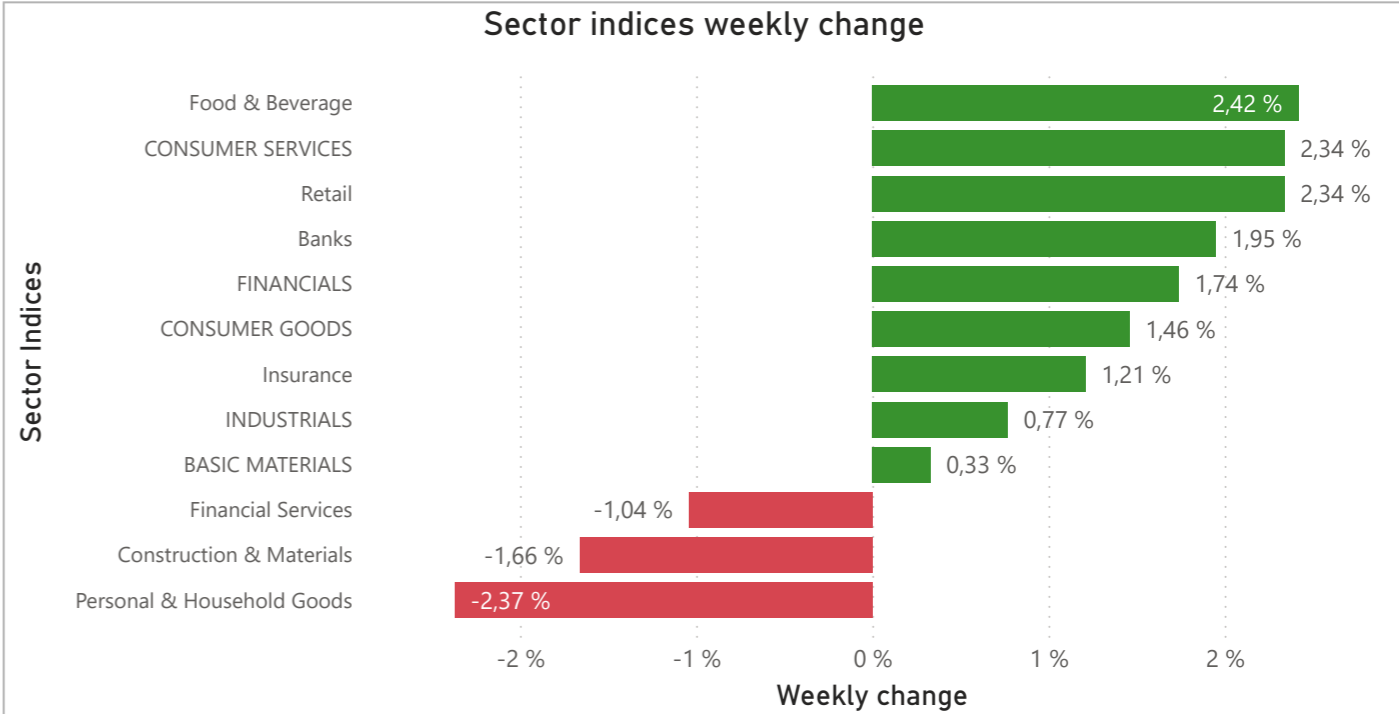
19,11 %

Annual change

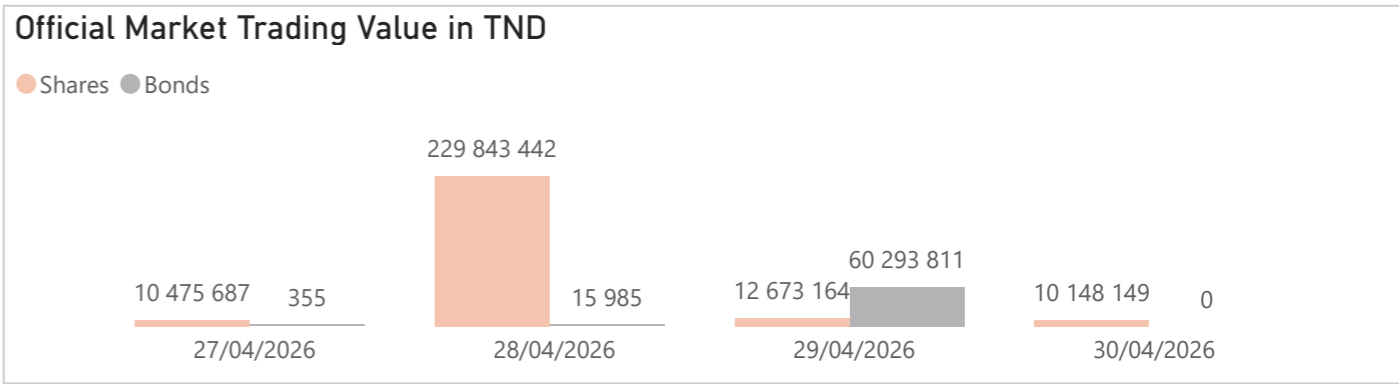
INDICES	TUNINDEX		TUNINDEX20		
	session	Index value	Daily change	Index value	Daily change
	27/04/2026	15 844,14	0,25 %	7 016,46	0,34 %
	28/04/2026	15 887,23	0,27 %	7 032,33	0,23 %
	29/04/2026	16 017,40	0,82 %	7 098,86	0,95 %
	30/04/2026	16 057,76	0,25 %	7 117,23	0,26 %



Sector Indices	Index Value	Last week Index Value	Weekly change	Annual change	Weight in TUNINDEX
FINANCIALS	12 380,21	12 168,94	1,74 %	18,76 %	63,12 %
Banks	11 507,03	11 286,87	1,95 %	19,00 %	55,48 %
Insurance	23 126,87	22 849,79	1,21 %	16,77 %	4,27 %
Financial Services	21 957,97	22 188,61	-1,04 %	17,22 %	3,37 %
CONSUMER SERVICES	6 226,48	6 084,07	2,34 %	24,93 %	3,57 %
Retail	9 809,80	9 585,42	2,34 %	24,93 %	3,57 %
CONSUMER GOODS	13 576,83	13 381,35	1,46 %	19,58 %	21,52 %
Food & Beverage	17 755,54	17 335,49	2,42 %	26,25 %	17,36 %
Personal & Household Goods	3 473,49	3 557,85	-2,37 %	-2,04 %	4,16 %
INDUSTRIALS	2 244,11	2 226,86	0,77 %	24,63 %	7,74 %
Construction & Materials	805,55	819,12	-1,66 %	3,48 %	2,89 %
BASIC MATERIALS	7 264,45	7 240,86	0,33 %	6,92 %	1,83 %



Session	Trades number	Trading Volume	Trading Value in TND	Trading Value in %
27/04/2026	3 312	811 283	10 476 042	3,24%
28/04/2026	3 388	9 319 938	229 859 427	71,06%
29/04/2026	3 279	1 095 969	72 966 975	22,56%
30/04/2026	3 415	1 038 550	10 148 149	3,14%
Total	13 394	12 265 740	323 450 593	100,00%



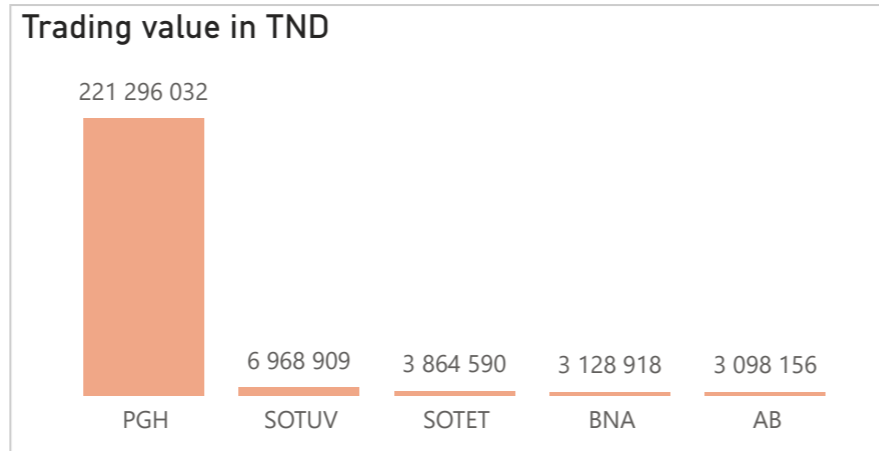
Session	Trades number	Trading Volume	Trading Value in TND	Trading Value in %
27/04/2026	2	200	2 380	90,67%
28/04/2026	0	0	0	0,00%
29/04/2026	2	20	245	9,33%
30/04/2026	0	0	0	0,00%
Total	4	220	2 625	100,00%

Session	Trades number	Trading volume	Trading value in TND	Trading value in %
27/04/2026	2	10	1	0,00%
28/04/2026	2	2	106	0,00%
29/04/2026	5	390 089	4 437 827	86,14%
30/04/2026	8	18 851	713 700	13,85%
Total	17	408 952	5 151 634	100,00%

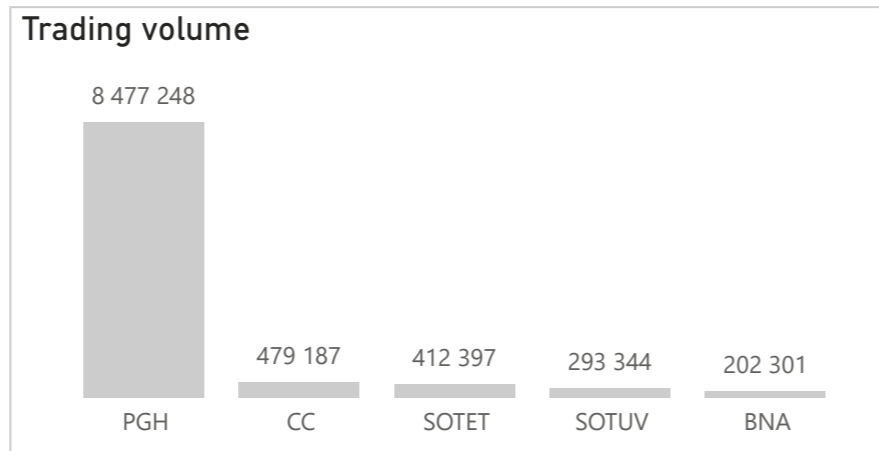
Weekly rankings of companies listed on the Main Market (Top 5)

Most active companies

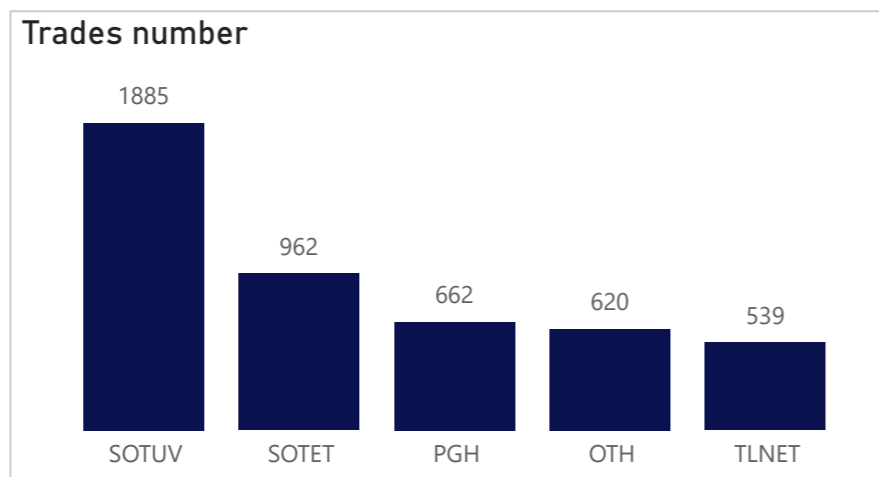
Company	Segment	Trading Group	Trading value in TND
PGH	A	11	221 296 032
SOTUV	A	11	6 968 909
SOTET	B	11	3 864 590
BNA	A	11	3 128 918
AB	A	11	3 098 156



Company	Segment	Trading Group	Trading volume
PGH	A	11	8 477 248
CC	A	11	479 187
SOTET	B	11	412 397
SOTUV	A	11	293 344
BNA	A	11	202 301



Company	Segment	Trading Group	Trades number
SOTUV	A	11	1 885
SOTET	B	11	962
PGH	A	11	662
OTH	A	11	620
TLNET	B	11	539

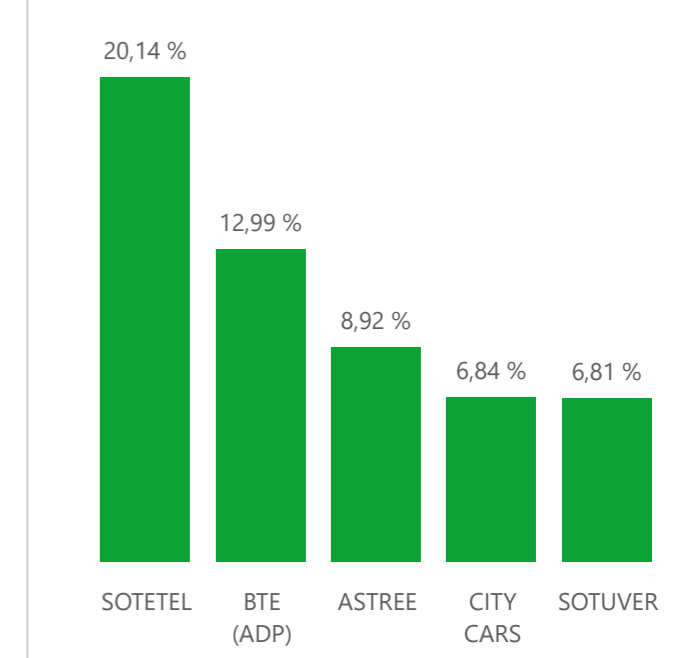


Weekly Yields

Top 5 Highest Yields

Company	Trading Group	Closing Price	Weekly yield
SOTETEL	11	10,140	20,14 %
BTE (ADP)	12	6,000	12,99 %
ASTREE	12	67,790	8,92 %
CITY CARS	11	22,790	6,84 %
SOTUVER	11	24,000	6,81 %

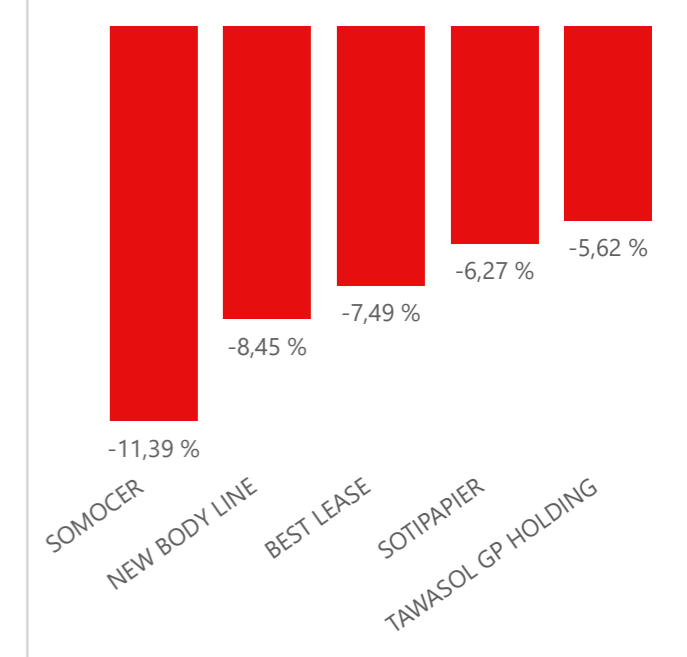
Top 5 Highest Yields



Top 5 Lowest Yields

Company	Trading Group	Closing Price	Weekly Yield
SOMOCER	99	0,700	-11,39 %
NEW BODY LINE	11	3,900	-8,45 %
BEST LEASE	12	2,470	-7,49 %
SOTIPAPIER	11	2,690	-6,27 %
TAWASOL GP HOLDING	99	0,840	-5,62 %

Top 5 Lowest Yields



The Main Market: Weekly activity by listed company

Sector	Company	Code ISIN	Segment	Trading Group	MNEMO	Trading Method	Market Capitalization in MD	Last week closing price	Current week closing price	Weekly yield	#of block trades/Week	Block trading volume/Week	Block trading value in TND/Week	#of trades/Week	Trading volume/Week	Trading value in TND/Week
Banks							18 092,91				0	0	0	2 029	620 298	11 784 469
	BIAT	TN0001800457	A	11	BIAT	Continu	6 075,12	144,990	148,900	2,70 %	0	0	0	206	10 676	1 564 551
	ATTIJARI BANK	TN0001600154	A	11	TJARI	Continu	3 499,50	69,490	69,990	0,72 %	0	0	0	165	28 389	1 977 081
	AB	TN0003400058	A	11	AB	Continu	2 182,50	59,600	62,500	4,87 %	0	0	0	437	51 096	3 098 156
	BT	TN0002200053	A	11	BT	Continu	1 890,00	6,830	7,000	2,49 %	0	0	0	299	156 649	1 093 596
	BNA	TN0003100609	A	11	BNA	Continu	998,40	15,280	15,600	2,09 %	0	0	0	522	202 301	3 128 918
	UIB	TN0003900107	A	11	UIB	Continu	879,77	27,700	27,020	-2,45 %	0	0	0	38	4 751	128 506
	UBCI	TN0002400505	A	12	UBCI	Fixing	736,06	37,000	36,800	-0,54 %	0	0	0	10	1 457	53 885
	STB	TN0002600955	A	11	STB	Continu	714,73	4,500	4,600	2,22 %	0	0	0	232	104 000	467 378
	BH BANK	TN0001900604	A	11	BH	Continu	495,04	10,600	10,400	-1,89 %	0	0	0	51	4 202	42 458
	ATB	TN0003600350	A	11	ATB	Continu	365,00	3,830	3,650	-4,70 %	0	0	0	34	47 642	177 659
	WIFACK INTERNATIONAL BANK	TN0007200017	A	12	WIFAK	Fixing	250,80	8,360	8,360	0,00 %	0	0	0	3	200	1 672
	BTE	TN0001300557	B	12	BTE	Fixing	6,00	5,310	6,000	12,99 %	0	0	0	32	8 935	50 609
Food & Beverage							10 837,03				2	8 400 000	219 240 000	1 355	8 647 240	224 158 943
	POULINA GP HOLDING	TN0005700018	A	11	PGH	Continu	4 851,10	26,420	26,950	2,01 %	2	8 400 000	219 240 000	662	8 477 248	221 296 032
	SFBT	TN0001100254	A	11	SFBT	Continu	3 777,88	13,900	14,090	1,37 %	0	0	0	201	34 636	482 269
	DELICE HOLDING	TN0007670011	A	11	DH	Continu	1 987,64	17,200	18,100	5,23 %	0	0	0	453	127 336	2 253 647
	LAND OR	TN0007510019	B	11	LNDOR	Continu	220,41	15,880	15,990	0,69 %	0	0	0	39	8 020	126 995
Retail							2 408,56				0	0	0	952	185 637	2 452 233
	ENNAKL AUTOMOBILES	TN0007410012	A	11	NAKL	Continu	518,70	17,300	17,290	-0,06 %	0	0	0	56	5 231	90 330
	ARTES	TN0007300015	A	11	ARTES	Continu	472,77	12,400	12,360	-0,32 %	0	0	0	150	20 998	257 201
	CITY CARS	TN0007550015	A	11	CITY	Continu	410,22	21,330	22,790	6,84 %	0	0	0	201	17 501	395 812
	SMART TUNISIE	TNQPQXR0DTH8	B	11	SMART	Continu	283,96	27,000	28,050	3,89 %	0	0	0	196	10 235	289 277
	MONOPRIX	TN0001000108	B	12	MNP	Fixing	230,65	9,000	9,100	1,11 %	0	0	0	33	109 384	990 286
	MAGASIN GENERAL	TN0006440010	B	12	MAG	Fixing	205,10	12,240	13,000	6,21 %	0	0	0	4	188	2 376
	SOTUMAG	TN0006580013	B	11	MGR	Continu	135,96	10,350	10,300	-0,48 %	0	0	0	29	2 160	22 080
	STA	TNNGTFLC2986	B	11	STA	Continu	125,00	64,460	62,500	-3,04 %	0	0	0	174	5 976	372 766
	UADH	TN0007690019	S	99	UADH	Fixing	15,89	0,430	0,430	0,00 %	0	0	0	0	0	0
	CELLCOM	TN0007590011	B	11	CELL	Continu	10,31	2,410	2,310	-4,15 %	0	0	0	109	13 964	32 105
Insurance							2 377,70				0	0	0	638	166 947	2 127 511
	STAR	TN0006060016	A	11	STAR	Continu	679,90	67,000	67,990	1,48 %	0	0	0	137	15 274	1 023 902
	ASTREE	TN0003000452	A	12	AST	Fixing	406,74	62,240	67,790	8,92 %	0	0	0	23	375	25 394
	ASSUR MAGHREBIA	TN0007830011	A	11	ASSMA	Continu	333,00	73,900	74,000	0,14 %	0	0	0	19	1 226	90 691
	BNA ASSURANCES	TN0007680010	A	11	BNASS	Continu	297,13	3,430	3,400	-0,87 %	0	0	0	240	89 262	297 263
	TUNIS RE	TN0007380017	B	12	TRE	Fixing	259,20	13,000	12,960	-0,31 %	0	0	0	104	36 650	474 535
	ASSU MAGHREBIA VIE	TNDKJ8O68X14	B	11	AMV	Continu	227,50	8,990	9,100	1,22 %	0	0	0	115	24 160	215 725
	BH ASSURANCE	TN0006550016	B	12	BHASS	Fixing	174,23	65,500	65,500	0,00 %	0	0	0	0	0	0
Industrial Goods & Services							1 878,08				0	0	0	2 724	540 435	9 081 754
	SOTUVER	TN0006560015	A	11	SOTUV	Continu	942,11	22,470	24,000	6,81 %	0	0	0	1 885	293 344	6 968 909
	ONE TECH HOLDING	TN0007530017	A	11	OTH	Continu	876,36	11,000	10,900	-0,91 %	0	0	0	620	164 848	1 804 246
	SIAME	TN0006590012	B	11	SIAME	Continu	59,61	3,670	3,860	5,18 %	0	0	0	219	82 243	308 599
Financial Services							1 638,39				0	0	0	616	87 061	1 521 367
	TUNISIE LEASING ET FACTORING	TN0002100907	A	11	TLS	Continu	394,20	37,400	36,500	-2,41 %	0	0	0	143	10 692	395 292
	SPDIT SICAF	TN0001400704	A	11	SPDIT	Continu	368,20	14,660	13,150	-3,48 %	0	0	0	30	3 158	43 175
	ATL	TN0004700100	B	11	ATL	Continu	286,00	8,640	8,800	1,85 %	0	0	0	114	34 776	304 043
	CIL	TN0004200853	B	11	CIL	Continu	224,00	32,990	32,000	-3,00 %	0	0	0	121	13 642	438 326
	ATTIJARI LEASING	TN0006610018	B	11	TJL	Continu	100,38	35,700	36,500	2,24 %	0	0	0	44	3 941	142 262
	HANNIBAL LEASE	TN0007310139	B	12	HL	Fixing	82,50	7,500	7,500	0,00 %	0	0	0	98	15 503	116 273
	BEST LEASE	TN0007580012	B	12	BL	Fixing	74,10	2,670	2,470	-7,49 %	0	0	0	20	3 353	8 456
	PLAC TSIE SICAF	TN0002500650	B	12	PLTU	Fixing	41,81	41,810	41,810	0,00 %	0	0	0	0	0	0
	TUNINVEST SICAR	TN0004100202	B	12	TINV	Fixing	39,41	41,000	40,800	-0,49 %	0	0	0	39	1 783	72 732
	BH LEASING	TN0006720049	B	12	BHL	Fixing	27,79	3,790	3,970	4,75 %	0	0	0	7	213	810
Personal & Household Goods							1 334,67				0	0	0	885	200 670	1 475 983
	SAH	TN0007610017	A	11	SAH	Continu	1 148,50	13,980	13,670	-2,22 %	0	0	0	331	60 134	822 571
	EURO CYCLES	TN0007570013	B	11	ECYCL	Continu	113,69	12,000	11,600	-3,33 %	0	0	0	178	32 782	380 831
	ATELIER MEUBLE INT	TN0007740012	B	11	SAM	Continu	29,51	4,870	4,850	-0,41 %	0	0	0	95	18 511	89 138
	OFFICEPLAST	TN0007700016	B	11	PLAST	Continu	26,39	1,880	1,800	-4,26 %	0	0	0	233	78 237	141 619
	NEW BODY LINE	TN0007540016	B	11	NBL	Continu	16,58	4,260	3,900	-8,45 %	0	0	0	48	11 006	41 824
Construction & Materials							1 132,99				0	0	0	977	632 852	1 469 967
	CARTHAGE CEMENT	TN0007400013	A	11	CC	Continu	666,63	1,980	1,940	-2,02 %	0	0	0	430	479 187	929 802
	MPBS	TN0007620016	B	11	MPBS	Continu	182,92	8,950	8,850	-1,12 %	0	0	0	194	27 876	247 954
	SOTEMAIL	TN0007600018	S	99	SOTEM	Fixing	99,05	3,000	2,870	-4,33 %	0	0	0	0	0	0
	SITS	TN0007180011	B	12	SITS	Fixing	53,82	3,450	3,450	0,00 %	0	0	0	0	0	0
	SIMPAR	TN0004000055	B	12	SIMPA	Fixing	37,84	34,400	34,400	0,00 %	0	0	0	0	0	0
	CIMENTS DE BIZERTE	TN0007350010	B	12	SCB	Fixing	33,04	0,780	0,750	-3,85 %	0	0	0	25	6 684	5 112
	SOMOCER	TN0006780019	S	99	SOMOC	Fixing	28,46	0,790	0,700	-11,39 %	0	0	0	51	54 526	38 168
	ESSOUKNA	TN0007210016	B	11	SOKNA	Continu	19,65	3,700	3,890	5,14 %	0	0	0	274	64 322	248 783
	SANIMED	TN0007730013	S	99	SMD	Fixing	11,58	0,550	0,580	5,45 %	0	0	0	3	257	147
Basic Resources							705,82				0	0	0	685	200 051	2 101 623
	TPR	TN0007270010	A	11	TPR	Continu	630,00	12,600	12,600	0,00 %	0	0	0	405	159 418	1 992 665
	SOTIPAPIER	TN0007630015	B	11	STPAP	Continu	75,82	2,870	2,690	-6,27 %	0	0	0	280	40 633	108 958
Chemicals							523,93				0	0	0	207	6 382	543 467
	AIR LIQUIDE TSIE	TN0002300358	S	99	AL	Fixing	29									

FOREIGN OWNERSHIP

Updated on : 30 april 2026

Companies	Situation on : 24 april 2026		From 27/04/2026 to 30/04/2026		Situation on : 30 april 2026		
	Foreign ownership	in %	Foreign Movements		Admitted securities	Foreign ownership	in %
			Buy	Sell			
AETECH	2 763	0,1	-	-	2 223 334	2 763	0,1
AIR LIQUIDE TSIE	969 288	59,2	-	-	1 637 504	969 288	59,2
ALKIMIA	1 660	0,0	-	-	3 947 253	1 660	0,0
AMEN BANK	165 690	0,5	-	-	34 920 000	165 690	0,5
ARTES	3 558 760	9,3	-	-	38 250 000	3 558 760	9,3
ASSAD	75 428	0,3	1 500	-	24 000 000	76 928	0,3
ASSUR MAGHREBIA	2 007	0,0	-	-	4 500 000	2 007	0,0
ASSU MAGHREBIA VIE	10 364	0,0	-	-	25 000 000	10 364	0,0
ASTREE	1 811 556	30,2	-	-	6 000 000	1 811 556	30,2
ATB	64 323 497	64,3	-	-	100 000 000	64 323 497	64,3
ATELIER MEUBLE INT	19 668	0,3	-	-	6 085 083	19 668	0,3
ATL	1 064	0,0	-	-	32 500 000	1 064	0,0
ATTIJARI BANK	28 674 890	57,3	204	-	50 000 000	28 675 094	57,4
ATTIJARI LEASING	1 415	0,1	-	-	2 750 000	1 415	0,1
BEST LEASE	12 205 188	40,7	-	-	30 000 000	12 205 188	40,7
BH ASSURANCE	-	-	-	-	2 660 000	-	-
BH BANK	121 908	0,3	-	-	47 600 000	121 908	0,3
BH LEASING	65 187	0,9	-	-	7 000 000	65 187	0,9
BIAT	79 069	0,2	100	-	40 800 000	79 169	0,2
BNA	3 594 594	5,6	27 757	-	64 000 000	3 622 351	5,7
BNA ASSURANCES	12 026	0,0	-	-	87 391 790	12 026	0,0
BT	98 974 325	36,7	2 000	-	270 000 000	98 976 325	36,7
BTE-ADP	2	0,0	-	-	1 000 000	2	0,0
CARTHAGE CEMENT	1 087 479	0,3	-	-	343 624 940	1 087 479	0,3
CELLCOM	108 969	2,4	-	-	4 461 532	108 969	2,4
CIL	-	-	-	-	7 000 000	-	-
CIMENTS DE BIZERTE	12 870	0,0	-	-	44 047 290	12 870	0,0
CITY CARS	16 116	0,1	-	-	18 000 000	16 116	0,1
DELICE HOLDING	3 996 550	3,6	-	35 781	109 814 524	3 960 769	3,6
ENNAKL AUTOMOBILES	3 093 136	10,3	-	-	30 000 000	3 093 136	10,3
ESSOUKNA	3 130	0,1	-	-	5 050 500	3 130	0,1
EURO-CYCLES	2 471 656	25,2	-	-	9 801 000	2 471 656	25,2
HANNIBAL LEASE	2 202 230	20,0	-	-	11 000 000	2 202 230	20,0
ICF	561 131	26,7	-	-	2 100 000	561 131	26,7
LAND'OR	5 063 626	36,7	400	-	13 784 285	5 064 026	36,7
MAGASIN GENERAL	1 148 462	7,3	-	-	15 777 070	1 148 462	7,3
MONOPRIX	186	0,0	-	-	25 345 736	186	0,0
MPBS	174	0,0	-	-	20 668 860	174	0,0
NEW BODY LINE	6 024	0,1	-	-	4 250 400	6 024	0,1
OFFICEPLAST	1 092 242	7,4	-	-	14 662 164	1 092 242	7,4
ONE TECH HOLDING	90 529	0,1	-	-	80 400 000	90 529	0,1
PLAC. TSIE-SICAF	-	-	-	-	1 000 000	-	-
POULINA GP HOLDING	594 544	0,3	-	-	180 003 600	594 544	0,3
SAH	585 543	0,7	500	-	84 015 979	586 043	0,7
SANIMED	5 999	0,0	-	-	19 971 000	5 999	0,0
SFBT	177 230 375	66,1	1 000	-	268 125 000	177 231 375	66,1
SIAME	64 135	0,4	-	-	15 444 000	64 135	0,4
SIMPAR	181	0,0	-	-	1 100 000	181	0,0
SIPHAT	10 652	0,6	-	-	1 800 000	10 652	0,6
SITS	1 336 944	8,6	-	-	15 600 000	1 336 944	8,6
SMART TUNISIE	-	-	-	-	10 123 443	-	-
SOMOCER	249 404	0,6	-	-	40 656 000	249 404	0,6
SOTEMAIL	400	0,0	-	-	34 513 514	400	0,0
SOTETEL	7 660	0,2	689	-	4 636 800	8 349	0,2
SOTIPAPIER	10 697 369	38,0	-	-	28 184 091	10 697 369	38,0
SOTRAPIL	6 511	0,2	-	-	4 138 200	6 511	0,2
SOTUMAG	100	0,0	-	-	13 200 000	100	0,0
SOTUVER	16 245 342	41,4	3 446	-	39 254 475	16 248 788	41,4
SPDIT - SICAF	658	0,0	-	-	28 000 000	658	0,0
STA	-	-	-	-	2 000 000	-	-
STAR	4 011 451	40,1	-	-	10 000 003	4 011 451	40,1
STB	681 257	0,4	-	-	155 375 000	681 257	0,4
STIP	22	0,0	-	-	4 207 823	22	0,0
TAWASOL GP HOLDING	144 830	0,1	-	-	108 000 000	144 830	0,1
TELNET HOLDING	33 966	0,3	-	-	12 130 800	33 966	0,3
TPR	49 014	0,1	-	1 500	50 000 000	47 514	0,1
TUNINVEST-SICAR	689	0,1	-	-	966 000	689	0,1
TUNIS RE	8 941	0,0	-	-	20 000 000	8 941	0,0
TUNISAIR	7 272 926	6,8	-	-	106 199 280	7 272 926	6,8
TUNISIE LEASING & FACT	52 029	0,5	-	-	10 800 000	52 029	0,5
UADH	20 352	0,1	-	-	36 953 847	20 352	0,1
UBCI	2 246 257	11,2	-	-	20 001 529	2 246 257	11,2
UIB	17 002 628	52,2	-	-	32 560 000	17 002 628	52,2
UNIMED	17 728	0,1	1 000	-	32 000 000	18 728	0,1
WIFACK INT BANK	9 116 925	30,4	-	-	30 000 000	9 116 925	30,4